

An Order-aware Dataflow Model for Extracting Shell Script Parallelism

Shivam Handa
CSAIL, MIT, USA
shivam@csail.mit.edu

Nikos Vasilakis
CSAIL, MIT, USA
nikos@vasilak.is

Konstantinos Kallas
University of Pennsylvania, USA
kallas@seas.upenn.edu

Martin Rinard
CSAIL, MIT, USA
rinard@csail.mit.edu

Abstract

We present a dataflow model for extracting data parallelism latent in UNIX shell scripts. To accurately capture the semantics of UNIX shell scripts, the dataflow model is order-aware, *i.e.*, the order in which a node in the dataflow graph consumes inputs from different edges plays a central role in the semantics of the computation and therefore in the resulting parallelization. We use this model to capture the semantics of transformations that exploit data parallelism available in UNIX shell computations and prove their correctness. We additionally formalize the translations from the UNIX shell to the dataflow model and from the dataflow model back to a parallel shell script. We use a large number of real scripts to evaluate the parallel performance delivered by the dataflow transformations, including the contributions of individual transformations, achieving an average speedup of 6.14× and a maximum of 61.1× on a 64-core machine.

1 Introduction

The UNIX shell is an attractive choice for specifying succinct and simple scripts for data processing, system orchestration, and other automation tasks [38]. Consider, for example, the following script based on the original *spell* program by Johnson [3], lightly modified for modern environments:¹

```
1 cat f1.md f2.md | tr A-Z a-z |                               (Spell)
2   tr -cs A-Za-z '\n' | tr -d[:punct:] |
3   sort | uniq | comm -13 dict.txt - > out ;
4 cat out | wc -l | sed 's/$/ misspelled words!/'
```

The script streams two markdown files into a pipeline that converts characters in the stream into lower case, removes punctuation, sorts the stream in alphabetical order, removes duplicate words, and filters out words from a dictionary file (lines 1–3). A second pipeline (line 4) counts the resulting lines to report the number of misspelled words to the user.

As this example illustrates, the Unix shell promotes a model of computation in which each command executes sequentially, with pipelined parallelism available between commands executing in the same pipeline. This pipelined

model of parallel computation leaves substantial data parallelism, *i.e.*, parallelism achieved by splitting inputs into pieces and feeding the pieces to parallel instances of the script, unexploited.

This fact is known in the UNIX community and has motivated the development of a variety of tools that attempt to automatically exploit data parallelism in shell scripts [22, 49]. Unfortunately, these tools do not accurately model the semantics of the shell and are therefore unsound, both in theory and in practice. These tools can easily generate highly performant parallelizations that produce incorrect results. (For an illustration of how one such tool [49] produces incorrect results on two scripts, one being *Spell*, see Appendix A.1).

To support the ability to reason about and transform UNIX shell scripts, we present a new *order-aware dataflow model* (ODFM). In contrast to standard dataflow models [24–26, 30, 31], our dataflow model is *order-aware*—*i.e.*, the order in which a node in the dataflow graph consumes inputs from different edges plays a central role in the semantics of the computation and therefore in the resulting parallelization. Explicitly modeling this order is crucial for accurately capturing the semantics of UNIX shell scripts, as observed independently by different authors [5, 43]. In the *Spell* script shown earlier, for example, while all commands consume elements from an input stream in order—a property of UNIX streams *e.g.*, pipes and FIFOs—they differ in how they consume across streams: `cat` reads input streams in the order of its arguments, `sort -m` reads input streams in interleaved fashion, and `comm -13` first reads `dict.txt` before reading from its standard input.

We use this model to capture the semantics of transformations that exploit data parallelism available in UNIX shell computations and prove their correctness. The model and proofs of correctness can therefore provide the foundation for a source-to-source compiler that takes as input a POSIX shell script, translates it into a dataflow graph, applies a series of parallelizing transformations, then translates the resulting parallel dataflow graph back to a parallel POSIX shell script, with the parallelism guided explicitly via shell constructs.

¹Johnson’s program additionally used `troff`, `prepare`, and `col -bx` to clean up now-legacy formatting metadata that does not exist in markdown.

We apply our techniques by building a prototype of such a parallelizing shell compiler. The experimental results show that our transformations can deliver significant performance improvements in this context, specifically an average speedup of 6.14× and up to 61.1× on a 64-core machine over 43 unmodified shell programs. The research presented in this paper provides a model and correctness proofs, resulting in a provably correct parallelizing compiler for UNIX shell scripts.

This paper makes the following contributions:

- **Order-Aware Dataflow Model:** It introduces the *order-aware dataflow model* (ODFM), a dataflow model tailored to the UNIX shell that captures information about the order in which nodes consume inputs from different input edges (§4).
- **Translations:** It formalizes the bidirectional translations between shell and ODFM required to translate shell scripts into ODFMs and ODFMs back to parallel scripts (§5).
- **Transformations and Proofs of Correctness:** It presents a series of ODFM transformations for extracting data parallelism. It also presents proofs of correctness for these transformations (§6).
- **Results:** It presents experimental results that evaluate the parallel performance delivered by the transformations, including an analysis of the contributions of individual transformations to the overall parallel performance (§7).

The paper starts with an informal development building the necessary background (§2) and expounding on *Spell* (§3). It then presents the three main contributions outlined above (4–7). It then discusses comparison with prior work (§8), and closes with a short discussion on the broader applicability of this work (§9). The Appendix highlights the correctness issues faced in two use cases of semi-manual script parallelizations (§A.1), and contains the proofs of our correctness claims (§A.2).

2 Background

This section reviews background on commands and abstractions in the UNIX shell.

Basics: Commands and Streams: A key UNIX abstraction is the data *stream*, operated upon by executing commands or *processes*. Streams are sequences of bytes, but most commands process them as higher-level sequences of lines, with the newline character delimiting each line and the EOF condition representing the end of a stream. Streams are often referenced by some identifier in a global name-space made available by the UNIX file-system such as `/home/user/x`. Some streams can persist as files beyond the execution of the process, whereas other streams are ephemeral in that they only exist to connect the output of one process to the input of another process during their execution.

Each process is an independent computation unit that reads one or more input streams, performs a computation, and produces one or more output streams. Several commands

are *streaming*, in the sense that they read their inputs and produce their outputs incrementally, *i.e.*, line by line. Streaming commands often maintain minimal, if any, state when processing their inputs—in many cases they operate on each element individually or on pairs of adjacent elements.

As processes may need to access multiple streams during their execution, the order of these accesses is important. In some cases, they read streams in the order of the stream identifiers provided. In other cases, the order is different—for example, an input stream may configure a process so that it must be read before all the others. In other cases, reads from multiple streams are interleaved according to some command-specific semantics.

Composition: UNIX Operators: UNIX provides several primitives for program composition, each of which imposes different scheduling constraints on the program execution. Central among them is the *pipe* (`|`), a primitive that passes the output of one process as input to the next. The two processes form a pipeline, producing output and consuming input concurrently and possibly at different rates. The UNIX kernel facilitates program scheduling, communication, and synchronization behind the scenes. For example, *Spell*'s first `tr` transforms each character in the input stream to lower case, passing the stream to the second `tr`: the two `tr`s form a parallel producer-consumer pair of processes.

Apart from pipes, the language of the UNIX shell provides several other forms of program composition. These include the sequential composition operator (`;`) for executing one process after another has completed, the parallel composition operator (`&`) for executing a process in the background, concurrently with command following, and the short-circuiting logical operators (`&&` and `||`) for executing a process only if the previous process succeeds or fails, respectively.

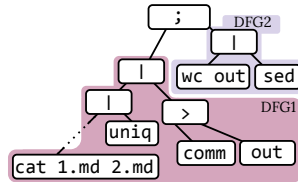
Other details of the UNIX shell: Apart from the semantics of composition operators and individual commands, the execution of a shell script may additionally depend on other details such as a command's flags, any arguments that have not been expanded by the shell, and the values of variables available in the broader environment.

UNIX commands expose many flags that potentially affect their behavior—including their interaction with streams. Consider *Spell*'s `comm` command, which performs a join-like operation to identify common elements between its two input streams. Invoked with no flags, `comm` produces an output stream with three columns: one with lines unique to the first input, one with lines unique to the second input, one with lines that exist in both inputs. Invoking `comm` with any combination of `-1`, `-2`, and `-3` suppresses the corresponding output column(s). In *Spell*'s `comm -13 dict.txt` the first and third columns are suppressed, and thus `comm` can be viewed as reading `dict.txt` as a static “configuration” input.

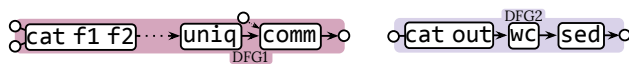
3 Example and Overview

Given a script, our techniques identify its dataflow regions, translate them to DFGs (Shell→DFG), apply graph transformations that expose data parallelism on these DFGs, and replace the original dataflow regions with the now-parallel regions (DFG→Shell). We illustrate these phases using *Spell* (§1).

Shell→DFG: Provided a shell script, our techniques start by identifying subexpressions that are potentially parallelizable. The first step is to parse the script, creating an abstract syntax tree like the one presented on the right. Here we omit any non-stream flags and refer to the *tr-sort* stages as a dotted edge ending with *cat*.



We then identify dataflow barriers within the shell script: operators that enforce synchronization constraints such as the sequential composition operator (;). We call any set of commands that does not include a dataflow barrier a *dataflow region*. In our example there are two dataflow regions, which correspond to the following dataflow graphs:



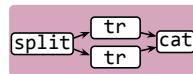
For the rest of this section we focus on DFG1 since we expose parallelism in each DFG separately.

Parallelizable Commands:

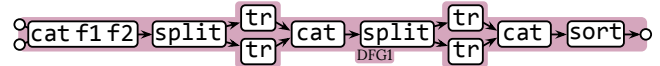
The nodes of the dataflow graphs are shell commands. We target divide and conquer parallelism available in parallelizable commands, splitting the input into pieces (at stream element boundaries), running the command on the pieces in parallel, then applying the command’s corresponding aggregation function to produce the final output. We have developed aggregation functions for a range of shell commands.

Command	Aggreg. Function
cat	cat \$*
tr A-Z a-z	cat \$*
tr -d α	cat \$*
sort	sort -m \$*
uniq	uniq \$*
comm -13 α -	cat \$*
wc -l	paste -d+ \$* bc
sed 's/α/β/'	cat \$*

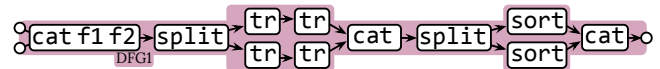
The table (above) presents aggregation functions for the shell commands in our example (all of which are parallelizable). For example, applying *tr* over the entire input produces the same result as splitting the input into two, applying lower-case conversion via *tr* to the two partial inputs, and then merging the partial results with a *cat* aggregation function. Note that both *split* and *cat* are order aware, *i.e.*, *split* sends the first half of its input to the first *tr* and the rest to the second, while *cat* concatenates its inputs in order. This guarantees that the output of the DFG is the same as the one before the transformation.



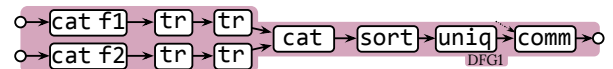
Parallelization Transformations: The next step is to apply graph transformations to exploit parallelism present in the computation represented by the DFG. As each parallelizable UNIX command comes with a corresponding aggregation function, our transformations first convert the DFG into one that exploits parallelism at each stage. After applying the transformation to the two *tr* stages, the DFG looks as follows:



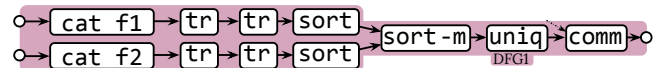
After these transformations are applied to all DFG nodes, the next transformation pass is applied to pairs of *cat* and *split* nodes: whenever a *cat* is followed by a *split* of the same width, the transformation removes the pair and connects the parallel streams directly to each other. The goal is to *push* data parallelism transformations as far down the pipeline as possible to expose the maximal amount of parallelism. Here is the resulting DFG for the transformation applied to the two *tr* stages:



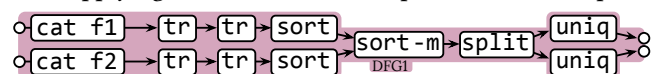
A similar transformation is applied to the first *cat*, which Applying this transformation to the first three stages—*i.e.*, *cat*, *tr*, and *tr*—of DFG1 produces the following transformed DFG. *tr*.



The next node to parallelize is the *sort* node. To merge the partial output of parallel sorts, we need to apply a sorted merge. (In GNU systems, this is available as *sort -m* so we use this as the label of the merging node.) The transformation then removes *cat*, replicates *sort*, and merges their outputs with *sort -m*:



It then continues pushing parallelism down the pipeline, after applying a *split* function to split *sort -m*’s outputs.

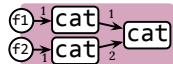


As mentioned earlier, a similar pass of iterative transformations is applied to DFG2, but the two DFGs are not merged to preserve the synchronization constraint of the dataflow barrier “;”.

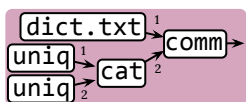
Order Awareness: Data parallelism in dataflow based systems (e.g. [9, 56]) is usually achieved using sharding, *i.e.*, partitioning input based on some key, or using shuffling, *i.e.*, arbitrary partitioning of inputs to parallel instances of an operator. For sharding to work, parallel instances must be stateless across different shards *i.e.*, keys; for shuffling to work, they must be commutative and associative. The

UNIX shell is different because for most commands there is no obvious key to shard on and because parallelizable commands are often not commutative (e.g., `uniq`, `cat -n`) and thus data parallelism requires a more careful treatment of input partitioning.

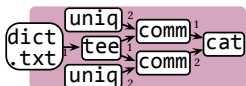
As a first example, consider *Spell*'s `cat f1.md f2.md` command that starts reading from `f2.md` only after it has completed reading `f1.md`; note that any or both input streams may be pipes waiting for results from other processes. This order can be visualized as a label over each input edge. Correctly parallelizing this command requires ensuring that parallel `cat` (and possibly followup stages) maintain this order.



As a more interesting example, consider *Spell*'s `comm`, whose ODFG is shown on the right. Parallelizing `comm` without taking order into account is not trivial, because `comm -13`'s set difference is not commutative: we cannot simply split its input streams into two pairs of partial inputs fed into two copies of `comm` without adding metadata capturing which subset partial results came from. Taking input ordering into account, however, highlights an important dependency between `comm`'s inputs. The `dict` stream can be viewed as configuring `comm`, and thus `comm` can be modeled as consuming the entire `dict` stream before consuming partial inputs.



Armed with this insight, we can parallelize `comm` by passing the same `dict.txt` stream to both `comm` copies. This requires an intermediary `tee` for duplicating the `dict.txt` stream to both copies of `comm`, each of which consumes the stream in its entirety before consuming the results of the preceding `uniq`.



Ordering is also important to the DFG translation back to a shell script—as we do not interpret it directly. In the specific example we need to know how to instantiate the arguments of each `comm` of all possible options—e.g., `comm -13 p1 p2`, `comm -13 p2 p1`, `cat p1 | comm -13 - p2`, etc. Aggregators are UNIX commands with their own ordering characteristics that need to be accounted for.

The order of input consumption in the examples of this section is statically known and can be represented as a sequence of the input edges of a node. To accurately capture the behavior of shell programs, however, our dataflow model is more expressive, allowing arbitrary order of input consumption. The correctness of our parallelization transformations is predicated upon static but configurable orderings: a command reads a set of “configuration” streams to setup the consumption order of its input streams which are then consumed in-order, one after the other.

DFG→Shell: The transformed graph is finally compiled back to a script that uses POSIX shell primitives to drive parallelism explicitly. The written parallel script for *Spell* can be seen below.

```
mkfifo t{0,1...}
tr A-Z a-z < f1.md > t0 &
tr A-Z a-z < f2.md > t1 &
tr -d[:punct:] < t0 > t2 &
tr -d[:punct:] < t1 > t3 &
sort < t2 > t4 &
sort < t3 > t5 &
sort -m t4 t5 > t6 &
split t7 t8 < t6 &
...
comm -13 dict.txt - < t9 > t11 &
comm -13 dict.txt - < t10 > t12 &
cat t11 t12 > out &
wait
rm t{0,1...}

mkfifo t{0,1...}
split t0 t1 < out &
wc -l < t0 > t2 &
wc -l < t1 > t3 &
paste -d+ t2 t3 | bc > t4 &
split t5 t6 < t4 &
sed 's/${_mispelled_words}/' < t5 > t7 &
sed 's/${_mispelled_words}/' < t6 > t8 &
cat t7 t8 &
wait
rm t{0,1...}
```

The two ODFGs are compiled into the two fragments that start with `mkfifo` and end with `rm`. Each fragment uses a series of named pipes (FIFOs) to explicitly manipulate the input and output streams of each data-parallel instance, effectively laying out the ODFG. Aggregation functions are used to merge partial outputs from previous commands coming in through multiple FIFOs—for example, `sort -m t4 t6` and `cat t11 t12` for the first fragment, and `paste -d+ t2 t3 | bc` and `cat t7 t8` for the second. A `wait` blocks until all commands executing in parallel complete.

The parallel script is simplified for clarity of exposition: it does not show the details of input splitting, handling of SIGPIPE deadlocks, and other technical details that are handled by the current implementation.

4 An Order-aware Dataflow Model

In this section we describe the order-aware dataflow model (ODFM) and its semantics.

4.1 Preliminaries

As discussed earlier (§2), the two main shell abstractions are (i) data streams, and (ii) commands communicating via streams. We represent streams as named variables and commands as functions that read from and write to streams.

$$\begin{aligned}
P &:= I; O; \bar{\mathcal{E}} \\
I &:= \text{input } \bar{x} \\
O &:= \text{output } \bar{x} \\
\mathcal{E} &:= \bar{x}_o \leftarrow f(\bar{x}_i)
\end{aligned}$$

Figure 1. Dataflow Description Language (DDL).

We first introduce some basic notation formalizing data streams on which our dataflow description language works. For a set D , we write D^* to denote the set of all finite words over D . For words $x, y \in D^*$, we write $x \cdot y$ or xy to denote their concatenation. We write ϵ for the empty word and \perp for the End-of-File condition. We say that x is a *prefix* of y , and we write $x \leq y$, if there is a word z such that $y = xz$. The \leq order is reflexive, antisymmetric, and transitive (*i.e.*, it is a partial order), and is often called the *prefix order*. We use the notation $D^* \cdot \perp$ to denote a *closed stream*, abstractly representing a file/pipe stream that has been closed, *i.e.*, one which no process will open for writing. The notation D^* is used to denote an *open stream*, abstractly representing an open pipe. Later, other process may add new elements at the end of this value.

4.2 Dataflow Description Language

Figure 1 presents the Dataflow Description Language (DDL) for defining dataflow graphs (DFG). A program $p \in P$ in DDL is of the form $I; O; \bar{\mathcal{E}}$. I and O represent sets of edges, vectors of the form $\bar{x} = \langle x_1, x_2, \dots, x_n \rangle$. Variables x_1, x_2, \dots represent DFG edges, *i.e.*, streams used as a communication channel between DFG nodes and as the input and output of the entire DFG.

I is of the form $\text{input } \bar{x}$, where \bar{x} is the set of the input variables. Each variable $x \in I$ represents a file $\text{file}(x)$ that is read from the UNIX filesystem. Note that more than one input variables could refer to the same file.

O is of the form $\text{output } \bar{x}$, where \bar{x} is the set of output variables. Each variable $x \in O$ represents a file $\text{file}(x)$ that is written to the UNIX filesystem.

\mathcal{E} represents the nodes of the DFG. A node $\bar{x}_o \leftarrow f(\bar{x}_i)$ represents a function from list of input variables (edges) \bar{x}_i to output variables (edges) \bar{x}_o . We require that f is monotone with respect to a lifting of the prefix order for a sequence of inputs; that is, $\forall v, v', \bar{v}_i$, if $v \leq v'$, $\langle v_1, \dots, v_n \rangle = f(v, \bar{v}_i)$ and $\langle v'_1, \dots, v'_n \rangle = f(v', \bar{v}_i)$, then $\forall k \in [1, n]$. $v_k \leq v'_k$. This captures the idea that a node cannot retract output that it has already produced.

We wrap all functions f with an execution wrapper $\llbracket \cdot \rrbracket$ that ensures that all outputs of f are closed when its inputs are closed:

$$\llbracket f(v_1 \cdot \perp, v_2 \cdot \perp, \dots, v_n \cdot \perp) \rrbracket = \langle v'_1 \cdot \perp, v'_2 \cdot \perp, \dots, v'_k \cdot \perp \rangle$$

This is helpful to ensure termination. From now on, we only refer to the wrapped function semantics.

We also assume that commands do not produce output if they have not consumed any input, *i.e.*, the following is true:

$$\langle \epsilon, \dots, \epsilon \rangle = \llbracket f(\epsilon, \dots, \epsilon) \rrbracket$$

A variable in DDL is assigned *only once* and consumed by *only one* node. DDL does not allow the dataflow graph to contain *any cycles*. This also holds for variables in I and O , which cannot refer to the same variables in I and never assigned a different value in \mathcal{E} . Similarly, variables in O are not read by any node in \mathcal{E} . All variables which are not included in I and O abstractly represent temporary files/pipes which are created during the execution of a shell script. We assume that within a dataflow program, all variables are reachable from some input variables.

Execution Semantics: Figure 2 presents the small step execution semantics for DDL. Maps Γ associates variable names to the data contained in the stream it represents. Map σ associates variable names to the data in the stream that has already been processed—representing the read-once semantics of UNIX pipes. Let $\langle x'_1, \dots, x'_p \rangle \leftarrow f(x_1, \dots, x_n)$ be a node in our DFG program. The function choice_f represents the order in which a commands consumes its inputs by returning a set of input indexes on which the function blocks on waiting to read. For example, the choice_{cat} function for the command `cat` always returns the next non-closed index—`cat` reads its inputs in sequence, each one until depletion.

$$\{k + 1\} = \text{choice}_{cat}(v_1 \cdot \perp, \dots, v_k \cdot \perp, v_{k+1}, \dots, v_n)$$

For a choice_f function to be valid, it has to return an input index that has not been closed yet. Formally,

$$S = \text{choice}_f(v_1, \dots, v_k \cdot \perp, \dots, v_n) \implies k \notin S$$

We assume that the set returned by choice_f cannot be *empty* unless all input indexes are closed, meaning that all nodes consume all of their inputs until depletion even if they do not need the rest of it for processing.

The small step semantics non deterministically picks a variable x_k , such that $k \in \text{choice}_f(v_1, \dots, v_n)$, *i.e.*, f is waiting to read some input from x_k , and $\sigma(x_k) < \Gamma(x_k)$, *i.e.*, there is data on the stream represented by variable x_k that has to be processed. The execution then retrieves the next message v_x to process, and computes new messages v_1^m, \dots, v_p^m to pass on to the output streams x'_1, \dots, x'_p . Note that any of these messages (input or output) might be \perp . We pass $v_k \circ v_x$, which denotes that the previous data v_k is now being combined with the new message v_x , to function f . The precise execution semantics of function f defines how the new message will be processed but formally, given $\langle v'_1, v'_2, \dots, v'_p \rangle = \llbracket f(v_1, \dots, v_k, \dots, v_n) \rrbracket$ the following constraint holds:

$$\langle v_1^m, \dots, v_p^m \rangle = \llbracket f(\bar{v}_i, v_x \circ v, \bar{v}_j) \rrbracket_s$$

$$\iff \langle v'_1 \cdot v_1^m, \dots, v'_p \cdot v_p^m \rangle = \llbracket f(v_1 \dots, v_k \cdot v_x, \dots, v_n) \rrbracket$$

The messages v_1^m, \dots, v_p^m are passed on to their respective output streams (by updating Γ). Note that the size of the

$$\frac{\langle x'_1, \dots, x'_p \rangle \leftarrow f(x_1, \dots, x_k \dots x_n) \in \mathcal{E} \quad v_k \cdot v_x \leq \Gamma(x_k) \quad |v_x| = 1 \vee v_x = \perp}{i \in [1, k-1] \cup [k+1, n]. v_i = \sigma(x_i) \quad k \in \text{choice}_f(v_1, \dots, v_n) \quad \langle v_1^m, \dots, v_p^m \rangle = \llbracket f(v_1, \dots, v_k \circ v_x \dots v_n) \rrbracket_s} \text{STEP}$$

$$\mathcal{I}, \mathcal{O}, \mathcal{E} \vdash \Gamma[x'_1 \rightarrow v'_1, \dots, x'_p \rightarrow v'_p], \sigma[x_k \rightarrow v_k] \rightsquigarrow \Gamma[x'_1 \rightarrow v'_1 \cdot v_1^m, \dots, x'_p \rightarrow v'_p \cdot v_p^m], \sigma[x_k \rightarrow v_k \cdot v_x]$$

Figure 2. Small Steps Execution Semantics

output messages could vary, and they could even be empty. Finally, σ is updated to denote that v_x has been processed.

Execution: Let $\langle \mathcal{I}, \mathcal{O}, \mathcal{E} \rangle$ be a dataflow program, where $\mathcal{I} = \text{input } \bar{x}_i$ are the input variables, and output \bar{x}_o are the output variables. Let σ_i be the initial mapping from all variable names in the dataflow program $\langle \mathcal{I}, \mathcal{O}, \mathcal{E} \rangle$ to empty string ϵ . Let Γ_i be the initial mapping for variables in the dataflow program, such that all non-input variables $x \notin \bar{x}_i$, map to the empty string $\Gamma_i(x) = \epsilon$. In contrast, all input variables $x \in \bar{x}_i$, *i.e.*, files already present in the file system, are mapped to the contents of the respective input file $\Gamma_i(x) = v \cdot \perp$.

When no more small step transitions can take place (*i.e.*, all commands have finished processing), the dataflow execution terminates and the contents of output variables in \mathcal{O} can be written to their respective output files. Figure 3 represents the constraint that has to be satisfied by Γ at the end of execution, *i.e.*, when all variables are processed. We now prove some auxiliary theorems and lemmas to show that dataflow programs always terminate and that when they terminate, the constraint in Figure 3 holds.

Theorem 4.1. *The Dataflow program will always terminate. And when it terminates, constraint 3 will be true at the end state.*

Proof. In appendix (§A.4). \square

5 From Shell to DFGs and Back Again

This section formalizes the translation between shell programs and dataflow programs.

5.1 Shell Scripts to DFGs

Given a shell script the compiler starts by recursing on the AST, replacing subtrees in a bottom-up fashion with dataflow programs. Fig. 4 shows a relevant subset of shell syntax, adapted from Smoosh [18]. Intuitively, some shell constructs (such as pipes `|`) allow for the composition of the dataflow programs of their components, while others (such as `;`) prevent it. Figure 5 shows the translation rules for some interesting constructs, and Figure 6 shows several auxiliary relations that are part of this translation. We denote compilation from a shell AST to a shell AST as $c \uparrow c'$, and compilation to a dataflow program as $c \uparrow \langle p, b \rangle$ where p is a dataflow program and $b \in \{\text{bg}, \text{fg}\}$ denotes whether the program is to be executed in the foreground or background.

The first two rules `COMMANDTRANS` and `COMMANDID` describe compilation of commands. The bulk of the work is

done in `cmd2node`, which, when possible, defines a correspondence between a command and a dataflow node. Predicate `pure` indicates whether the command is pure, *i.e.*, whether it only interacts with its environment by reading and writing to files. All commands that we have seen until now (`grep`, `sort`, `comm`) satisfy this predicate. The relations `ins` and `outs` define a correspondence between a commands arguments and the nodes inputs and outputs. We assume that a variable is uniquely identified from the file that it refers too, therefore if two variables have the same name, then they also refer to the same files. Finally, relation `func` extracts information about the execution of the command (such as its `choice` function and `w`) to be able to reconstruct it later on. All four relations (`pure`, `ins`, `outs`, and `func`) can be constructed through analysis, developer annotations, or a combination thereof.

The rule `BACKGROUNDDFG` sets the background flag for the underlying dataflow program; if the operand of a `&` is not compiled to a dataflow program then it is simply left as is. The last part holds for all shell constructs, we currently only create dataflow nodes from a single command.

The next set of rules refer to the sequential composition operator `;`. This operator acts as a dataflow barrier since it enforces an execution ordering between its two operands. Because of that, it forces the dataflow programs that are generated from its operands to be optimized (with `opt`) and then compiled back to shell scripts (with `\!`). However, there is one case (`SEQBOTHBG`) where a dataflow region can propagate through a `;` and that is if the first component is to be executed in the background. In this case `;` does not enforce an execution order constraint between its two operands and the generated dataflow programs can be safely composed into a bigger one. The rules for `&&` and `||` are similar (omitted).

The relation `compose` unifies two dataflow programs by combining the inputs of one with the outputs of the other and vice versa. Before doing that, it ensures that the composed dataflow graph will be valid by checking that there is at most one reader and one writer for each internal and output variable, as well as all the rest of the dataflow program invariants, *e.g.*, the absence of cycles (§4).

The remaining rules (not shown) introduce synchronization constraints and are not part of our parallelization effort—for example, we consider all branching operators as strict dataflow barriers.

$$\frac{\langle x'_1, \dots, x'_p \rangle \leftarrow f(x_1, \dots, x_n) \in \mathcal{E} \quad \langle v'_1 \cdot \perp, \dots, v'_p \cdot \perp \rangle = \llbracket f(v_1 \cdot \perp, \dots, v_n \cdot \perp) \rrbracket}{\mathcal{I}, \mathcal{O}, \mathcal{E} \vdash \Gamma[x'_1 \rightarrow v'_1 \cdot \perp, \dots, x'_p \rightarrow v'_p \cdot \perp, x_1 \rightarrow v_1 \cdot \perp, \dots, x_n \rightarrow v_n \cdot \perp]} \text{COMPLETION}$$

Figure 3. Execution Constraints

Commands	c	$:=$	$(s = w)^* w r^* \mid \text{pipe}_1 c^+ \&^? \mid c r^+$ $\mid c \& \mid (c) \mid c_1; c_2 \mid c_1 \& \& c_2$ $\mid c_1 \parallel c_2 \mid !c \mid \text{while } c_1 c_2$ $\mid \text{for } s w c \mid \text{if } c_1 c_2 c_3 \mid \text{casewcb}^*$ $\mid s(c)$
Redirections	r	$:=$	\dots
Words	w	$:=$	$(s \mid _ \mid k)^*$
Control Codes	k	$:=$	\dots
Strings	s	\in	Σ^+

Figure 4. A relevant subset of shell syntax presented in Smoosh [18].

5.2 DFG to Shell

Figure 7 presents the compilation \Downarrow of a dataflow program $p = \mathcal{I}; \mathcal{O}; \mathcal{E}$ to a shell program. The compilation can be separated in a prologue, the main body, and an epilogue.

The prologue creates a named pipe (*i.e.*, UNIX FIFO) for every variable in the program. Named pipes are created in a temporary directory using the `mkfifo` command, and are similar in behavior to ephemeral pipes except that they are explicitly associated to a file-system identifier—*i.e.*, they are a special file in the file-system. Named pipes are used in place of ephemeral pipes (`|`) in the original script.

The epilogue inserts a `wait` to ensure that all the nodes in the dataflow have completed execution, and then removes all named pipes from the temporary directory using `rm`. The design of the prologue-epilogue pair mimics how UNIX treats ephemeral pipes, which correspond to temporary identifiers in a hidden file-system.

The main body expresses the parallel computation and can also be separated into three components. For each of the input variables $x_i \in \mathcal{I}$, we add a command that copies the file $f = \text{file}(x_i)$ to its designated pipe. Similarly, for all output variables $x_i \in \mathcal{O}$ we add a command that copies the designated pipe to the output file in the filesystem $f = \text{file}(x_i)$. Finally, we translate each node in \mathcal{E} to a shell command that reads from the pipes corresponding to its input variables and writes to the pipes corresponding to its output variables. In order to correctly translate a node back to a command, we use the node-command correspondence functions (similar to the ones for \Uparrow) that were used for the translation of the command to a node. Since a translated command might get its input from (or send its output to) a named pipe, we need to also add those as new redirections with `in_out`. For example, for a node $x_3 \leftarrow f(x_1, x_2)$ that first reads x_1 and then reads

x_2 , where $f = \text{comm } -23$, the following command would be produced:

```
1 comm -23 p2 p1 > p3 &
```

6 Parallelization Transformations

In this section we define a set of transformations that expose data parallelism on a dataflow graph. We start by defining a set of helper DFG nodes and a set of auxiliary transformations to simplify the graph and enable the parallelization transformations. Then we identify a property on dataflow nodes that indicates whether the node can be executed in a data parallel fashion. We then define the parallelization transformations and we conclude with a proof that applying all of the transformations preserves the semantics of the original DFG.

6.1 Helper Nodes and Auxiliary Transformations

Before we define the parallelization transformations, we introduce several helper functions that can be used as dataflow nodes. The first function is `split`. `split` takes a single input variable (file or pipe) and sequentially splits into multiple output variables. The exact size of the data written in each output variable is left abstract since it does not affect correctness but only performance.

$$\begin{aligned} \bar{x} &\leftarrow \text{split}(x_i) \\ \bar{v} &= \langle v_1 \cdot \perp, v_2 \cdot \perp, \dots, v_{k-1} \cdot \perp, v_k, \epsilon, \dots, \epsilon \rangle, \\ &v_c = v_1 \cdot v_2 \dots v_k \\ \hline \forall v_c. \llbracket \text{split}(v_c) \rrbracket &= \bar{v} \\ \bar{v} &= \langle v_1 \cdot \perp, v_2 \cdot \perp, \dots, v_m \cdot \perp \rangle, v_c = v_1 \cdot v_2 \dots v_m \cdot \perp \\ \hline \forall v_c. \llbracket \text{split}(v_c) \rrbracket &= \bar{v} \end{aligned}$$

The second function is `cat`, which coincidentally behaves the same as the UNIX command `cat`. `cat`, given a list of input variables, combines their values and assigns it to a single output variable. Formally `cat` is defined below:

$$\begin{aligned} x_i &\leftarrow \text{cat}(\bar{x}) \\ \bar{v} &= \langle v_1 \cdot \perp, v_2 \cdot \perp, \dots, v_{k-1} \cdot \perp, v_k, \dots, v_m \rangle, \\ &v_c = v_1 \cdot v_2 \dots v_k \\ \hline \forall \bar{v}. \llbracket \text{cat}(\bar{v}) \rrbracket &= v_c \\ \bar{v} &= \langle v_1 \cdot \perp, v_2 \cdot \perp, \dots, v_m \cdot \perp \rangle, v_c = v_1 \cdot v_2 \dots v_m \cdot \perp \\ \hline \forall \bar{v}. \llbracket \text{cat}(\bar{v}) \rrbracket &= v_c \end{aligned}$$

$$\begin{array}{c}
\frac{\text{cmd2node}(w, \bar{x}_o \leftarrow f(\bar{x}_i)) \quad \text{add_metadata}(f, \bar{a}s, \bar{r}) = f' \quad \text{redir}(\bar{x}_o, \bar{x}_i, \bar{r}, \bar{x}'_o, \bar{x}'_i)}{\bar{a}s\bar{w}\bar{r} \uparrow \langle \text{input}\bar{x}'_i; \text{output}\bar{x}'_o; \bar{x}'_o \leftarrow f'(\bar{x}'_i), \text{fg} \rangle} \text{COMMANDTRANS} \\
\\
\frac{\text{cmd2node}(w, \perp)}{\bar{a}s\bar{w}\bar{r} \uparrow \bar{a}s\bar{w}\bar{r}} \text{COMMANDID} \qquad \frac{c \uparrow \langle p, b \rangle}{c\& \uparrow \langle p, \text{bg} \rangle} \text{BACKGROUNDDFG} \qquad \frac{c \uparrow c'}{c\& \uparrow c'\&} \text{BACKGROUNDCMD} \\
\\
\frac{c_1 \uparrow \langle p_1, \text{bg} \rangle \quad c_2 \uparrow \langle p_2, b \rangle}{c_1; c_2 \uparrow \langle \text{compose}(p_1, p_2), b \rangle} \text{SEQBOTHBG} \qquad \frac{c_1 \uparrow c'_1 \quad c_2 \uparrow \langle p_2, \text{bg} \rangle \quad \text{opt}(p_2) \Downarrow c'_2}{c_1; c_2 \uparrow c'_1; (c'_2\&)} \text{SEQRIGHTBG} \\
\\
\frac{c_1 \uparrow \langle p_1, \text{fg} \rangle \quad c_2 \uparrow \langle p_2, \text{bg} \rangle \quad \text{opt}(p_1) \Downarrow c'_1 \quad \text{opt}(p_2) \Downarrow c'_2}{c_1; c_2 \uparrow c'_1; (c'_2\&)} \text{SEQBOTHFGBG} \\
\\
\frac{c_1 \uparrow c'_1 \quad c_2 \uparrow \langle p_2, \text{fg} \rangle \quad \text{opt}(p_2) \Downarrow c'_2}{c_1; c_2 \uparrow c'_1; c'_2} \text{SEQRIGHTFG} \qquad \frac{c_1 \uparrow c'_1 \quad c_2 \uparrow c'_2}{c_1; c_2 \uparrow c'_1; c'_2} \text{SEQNONE} \\
\\
\frac{\begin{array}{l} c_1 \uparrow \langle p_1, b_1 \rangle, \dots, c_n \uparrow \langle p_n, b_n \rangle, \\ p'_1 \dots p'_{n-1} = \text{map}(\text{connectpipe}, p_1 \dots p_{n-1}) \\ p = \text{fold_left}(\text{compose}, p'_1 p'_2 \dots p'_{n-1} p_n) \end{array}}{\text{pipe}|c_1 c_2 \dots c_n \& \uparrow \langle p, \text{bg} \rangle} \text{PIPEBG} \qquad \frac{\begin{array}{l} c_1 \uparrow \langle p_1, b_1 \rangle, \dots, c_n \uparrow \langle p_n, b_n \rangle, \\ p'_1 \dots p'_{n-1} = \text{map}(\text{connectpipe}, p_1 \dots p_{n-1}) \\ p = \text{fold_left}(\text{compose}, p'_1 p'_2 \dots p'_{n-1} p_n) \end{array}}{\text{pipe}|c_1 c_2 \dots c_n \uparrow \langle p, \text{fg} \rangle} \text{PIPEFG}
\end{array}$$

Figure 5. A subset of the compilation rules.

$$\begin{array}{c}
(\text{vars}(\mathcal{E}_1) \setminus \text{vars}(\mathcal{I}_1)) \cap (\text{vars}(\mathcal{E}_2) \setminus \text{vars}(\mathcal{I}_2)) = \emptyset \quad \mathcal{I}' = \mathcal{I}_1 \setminus \mathcal{O}_2 \cup \mathcal{I}_2 \setminus \mathcal{O}_1 \quad \mathcal{O}' = \mathcal{O}_1 \setminus \mathcal{I}_2 \cup \mathcal{O}_2 \setminus \mathcal{I}_1 \quad p' = \mathcal{I}'; \mathcal{O}'; \mathcal{E}_1 \cup \mathcal{E}'_2 \\
\text{vars}(\mathcal{E}_1) \setminus (\text{vars}(\mathcal{I}_1) \cup \text{vars}(\mathcal{O}_1) \cap \text{vars}(\mathcal{I}_2)) = \emptyset \quad \text{vars}(\mathcal{E}_2) \setminus (\text{vars}(\mathcal{I}_2) \cup \text{vars}(\mathcal{O}_2) \cap \text{vars}(\mathcal{I}_1)) = \emptyset \quad \text{valid}(p') \\
\vec{x}_1 = \text{vars}(\mathcal{E}_1) \cap \text{vars}(\mathcal{E}_2) \setminus (\text{vars}(\mathcal{I}_1) \cup \text{vars}(\mathcal{I}_2) \cup \text{vars}(\mathcal{O}_3) \cup \text{vars}(\mathcal{O}_2)) \quad \vec{x}_2 \notin \text{vars}(\mathcal{E}_1) \cup \text{vars}(\mathcal{E}_2) \\
|\vec{x}_1| = |\vec{x}_2| \qquad \mathcal{E}'_2 = \mathcal{E}_2[\vec{x}_2/\vec{x}_1] \qquad \forall x \in (\mathcal{I}_1 \cup \mathcal{I}_2 \setminus \mathcal{I}') \cup (\mathcal{O}_1 \cup \mathcal{O}_2 \setminus \mathcal{O}') . \text{pipe}(x) \\
\hline
\text{compose}(\mathcal{I}_1; \mathcal{O}_1; \mathcal{E}_1, \mathcal{I}_2; \mathcal{O}_2; \mathcal{E}_2) = p' \\
\\
\frac{\text{pure}(w) \quad \text{ins}(w, \bar{x}_i, f) \quad \text{outs}(w, \bar{x}_o, f) \quad \text{func}(w, f)}{\text{cmd2node}(w, \bar{x}_o \leftarrow f(\bar{x}_i))} \qquad \frac{\neg \text{pure}(w)}{\text{cmd2node}(w, \perp)} \\
\\
\frac{\text{ins}_f(\bar{x}_i, w, x_{in}?) \quad \text{outs}_f(\bar{x}_o, w, x_{out}?) \quad \text{func}(w, f)}{\text{node2cmd}(\bar{x}_o \leftarrow f(\bar{x}_i), w, x_{in}?, x_{out}?)} \qquad \frac{\mathcal{O}' = \mathcal{O}[x_{\text{stdin}}/x_{\text{stdout}}]}{\text{connectpipe}(\mathcal{I}; \mathcal{O}; \mathcal{E}) = \mathcal{I}; \mathcal{O}'; \mathcal{E}} \\
\\
\frac{\text{node2cmd}(\bar{x}'_o \leftarrow f(\bar{x}'_i), w, x_{in}?, x_{out}?) \quad \text{get_metadata}(f) = \langle \bar{a}s, \bar{r} \rangle \quad \text{redir}(\bar{x}'_o, \bar{x}'_i, \bar{r}, \bar{x}_o, \bar{x}_i) \quad \bar{r}' = \text{in_out}(\bar{r}, x_{in}?, x_{out}?)}{\text{instantiate}(\bar{x}_o \leftarrow f(\bar{x}_i) = \bar{a}s\bar{w}\bar{r})}
\end{array}$$

Figure 6. Auxiliary relations for translating commands to nodes and back.

$$\begin{array}{c}
\frac{\begin{array}{l} \mathcal{I} = \text{input } x_{i1}, \dots, x_{in} \quad \text{cin} = \text{cat } \text{file}(x_{i1}) > \text{pipe}(x_{i1}) \& ; \dots ; \text{cat } \text{file}(x_k) > \text{pipe}(x_{in}) \& \\ \mathcal{O} = \text{output } x_{o1}, \dots, x_{om} \quad \text{cin} = \text{cat } \text{pipe}(x_{o1}) > \text{file}(x_{o1}) \& ; \dots ; \text{cat } \text{pipe}(x_{om}) > \text{file}(x_{om}) \& \\ \mathcal{O} = n_1, \dots, n_k \qquad \text{cnodes} = \text{instantiate}(n_1) \& ; \dots ; \text{instantiate}(n_k) \& \end{array}}{\text{body}(\mathcal{I}, \mathcal{O}, \mathcal{E}) = \text{cin} ; \text{cout} ; \text{cnodes}} \\
\\
\frac{\text{vars}(p) = \langle v_1, \dots, v_n \rangle}{\text{prologue}(p) = \text{mkfifo} / \text{tmp}/p1..n} \qquad \frac{\text{prologue}(p) = pr \quad \text{epilogue}(p) = ep}{p \Downarrow pr ; \text{body}(p) ; ep} \qquad \frac{\text{vars}(p) = \langle v_1, \dots, v_n \rangle}{\text{epilogue}(p) = \text{wait} ; \text{rm} / \text{tmp}/p1..n}
\end{array}$$

Figure 7. DFG to shell transformations.

The third function is tee, which behaves the same way as the UNIX command tee, i.e. copying its input variable to several output variables. Formally tee is defined below:

$$\begin{aligned} \bar{x} &\leftarrow \text{tee}(x_i) \\ \bar{v} &= \langle v_c, v_c, \dots, v_c \rangle, \\ &\forall v_c. \llbracket \text{tee}(v_c) \rrbracket = \bar{v} \\ \bar{v} &= \langle v_c \cdot \perp, v_c \cdot \perp, \dots, v_c \cdot \perp \rangle, \\ &\forall v_c. \llbracket \text{tee}(v_c \cdot \perp) \rrbracket = \bar{v} \end{aligned}$$

The final function is relay. relay works as an identity function. Formally relay is defined below:

$$x_i \leftarrow \text{relay}(x_j), \forall v. \llbracket \text{relay}(v) \rrbracket = v, \forall v. \llbracket \text{relay}(v \cdot \perp) \rrbracket = v \cdot \perp$$

Using these helper nodes our compiler performs a set of auxiliary transformations that are depicted in Figure 8. relay acts an identity function, therefore any edge can be transformed to include a relay between them. Splitting in multiple stages to get n edges is the same as splitting in one step into n edges. Similarly, combining n edges in multiple stages is the same as combining n edges in a single stage. If we split an edge into n edges, and then combine the n edges back, this behaves as an identity. A cat can be pushed following a tee by creating n copies of the tee function.

The first five transformation can be performed both ways. The last three transformations are one way. A split after a cat can be converted into relays, if the input arity of cat is the same as output arity of split. If a cat has single incoming edge, we can convert it into a relay. If a split has a single outgoing edge, we can convert it into a relay. Note that reverse transformations in these cases is not allowed.

6.2 Data Parallelism and Transformations

The dataflow model exposes task parallelism as each different node can execute independently—only communicating with the other nodes through their communication channels. In addition to that, it is possible to achieve data parallelism by executing some nodes in parallel by partitioning part of their input.

Sequential Consumption Nodes: We are interested in nodes that produce a single output and consume their inputs in sequence (one after the other when they are depleted), after having consumed the rest of their inputs as an initialization and configuration phase. Note that there are several examples of shell commands that correspond to such nodes, e.g. grep, sort, comm -13, and sha1sum. Let such a node $x' = f(x_1, \dots, x_{n+m})$, where w.l.o.g. x_1, x_2, \dots, x_n represent the configuration inputs and x_{n+1}, \dots, x_{n+m} represent the sequential consumption inputs. The consumption order of such a command is shown below:

$$\text{choice}_f(\bar{v}) = \begin{cases} \{i : i \leq n \wedge \neg \text{closed}(v_i)\} & \text{if } \neg \forall i \leq n, \text{closed}(v_i) \\ \{i : \forall j < i, \text{closed}(v_j)\} & \text{otherwise} \end{cases}$$

If we know that a command f satisfies the above property we can safely transform it to a $x^i = \text{cat}(x_{n+1}, \dots, x_{n+m})$ followed by a command $x' = f'(x^i, x_1, \dots, x_n)$, without altering the semantics of the graph.

Data Parallel Nodes: We now shift our focus to a subset of the sequential consumption nodes, namely those that can be executed in a data parallel fashion by splitting their inputs. These are nodes that can be broken down in a parallel map f_m and an associative $aggregate$ f_r . Formally, these nodes have to satisfy the following equation:

$$\begin{aligned} \forall n. \llbracket f(v_1^i \dots v_n^i, \bar{v}) \rrbracket &= \llbracket f_r(\bar{v}_1, \dots, \bar{v}_n, \bar{v}) \rrbracket \\ \text{where } \forall i \in \{1 \dots n\} \bar{v}_i &= \llbracket f_m(v_i^i, \bar{v}) \rrbracket \end{aligned}$$

We denote data parallel nodes as $dp(f, f_m, f_r)$ Example of such a node that satisfies this property is the sort command, where $f_m = \text{sort}$ and $f_r = \text{sort} -m$.

In addition to the above equation, a map function f_m should not output anything when its input closes.

$$\llbracket f_m(v, \bar{v}) \rrbracket = \llbracket f_m(v \cdot \perp, \bar{v}) \rrbracket$$

Note that f_m could have multiple outputs and be different than the original function f . As has been noted in prior research [13] this is important as some functions require auxiliary information in the map phase in order to be parallelized. An important observation is that a subset of all data parallel nodes are completely stateless, meaning that $f_m = f$ and $f_r = \text{cat}$, and therefore are embarrassingly parallel.

We can now define a transformation on any data parallel node f , that replaces it with a map followed by an aggregate. This transformation is formally shown in Figure 9. Essentially, all the sequential consumption inputs (that are concatenated using cat) are given to different f_m nodes the outputs of which are then aggregated using f_r while preserving the input order. Note that the configuration inputs have to be duplicated using tee to ensure that all parallel f_m s and f_r s will be able to read them in case they are pipes and not files on disk.

Using the auxiliary transformations—by adding a split followed by cat before a data parallel node, we can always parallelize them using the parallelization transformation.

Correctness of Transformations: We present the proof of correctness for transformations provided in this section in the appendix (§A.2).

7 Evaluation

We next present an evaluation that characterizes the performance benefits that different transforms deliver.

Compiler: The core of our compiler is written in Python and applies a series of transformations starting from a shell script AST. It takes the AST as JSON via the OCaml bindings of Smoosh [18], a mechanized shell. After translating the dataflow regions of the input script to DFGs (§5.1) and applying optimization passes (§6), the compiler translates

$$\begin{array}{c}
\frac{x_j \leftarrow \text{Unused}(I, O, \mathcal{E}), \mathcal{E}' = \mathcal{E}[x_j/x_i]}{I, O, \mathcal{E} \iff I, O, \mathcal{E}' \cup \{x_j \leftarrow \text{relay}(x_i)\}} \text{RELAY} \\
\\
\frac{x_s, x'_s \leftarrow \text{Unused}(I, O, \mathcal{E}), E = \{\langle x_s, x'_s \rangle \leftarrow \text{split}(x), \langle x_1, \dots, x_k \rangle \leftarrow \text{split}(x_s), \langle x_{k+1}, \dots, x_m \rangle \leftarrow \text{split}(x'_s)\}}{I, O, \mathcal{E} \cup \{\langle x_1, \dots, x_m \rangle \leftarrow \text{split}(x)\} \iff I, O, \mathcal{E} \cup E} \text{SPLIT-SPLIT} \\
\\
\frac{x_c, x'_c \leftarrow \text{Unused}(I, O, \mathcal{E}), E = \{x_c \leftarrow \text{cat}(\langle x_1, \dots, x_k \rangle), x'_c \leftarrow \text{cat}(\langle x_{k+1}, \dots, x_m \rangle), x \leftarrow \text{cat}(\langle x_c, x'_c \rangle)\}}{I, O, \mathcal{E} \cup \{x \leftarrow \text{cat}(\langle x_1, \dots, x_m \rangle)\} \iff I, O, \mathcal{E} \cup E} \text{CONCAT-CONCAT} \\
\\
\frac{\bar{x} \leftarrow \text{Unused}(I, O, \mathcal{E}), E = \{\bar{x} \leftarrow \text{split}(x_j), x_i \leftarrow \text{cat}(\bar{x})\}}{I, O, \mathcal{E} \cup \{x_i \leftarrow \text{relay}(x_j)\} \iff I, O, \mathcal{E} \cup E} \text{SPLIT-CONCAT} \\
\\
\frac{\begin{array}{l} x_1^u, x_1^d, x_2^u, x_2^d, \dots, x_n^u, x_n^d \leftarrow \text{Unused}(I, O, \mathcal{E}), \\ E = \{\langle x_1^u, x_1^d \rangle \leftarrow \text{tee}(x_1), \langle x_2^u, x_2^d \rangle \leftarrow \text{tee}(x_2), \dots, \langle x_n^u, x_n^d \rangle \leftarrow \text{tee}(x_n), \\ x_o \leftarrow \text{cat}(x_1^u, x_2^u, \dots, x_n^u), x'_o \leftarrow \text{cat}(x_1^d, x_2^d, \dots, x_n^d)\} \end{array}}{I, O, \mathcal{E} \cup \{x \leftarrow \text{cat}(x_1, x_2, \dots, x_n), \langle x_o, x'_o \rangle \leftarrow \text{tee}(x)\} \iff I, O, \mathcal{E} \cup E} \text{TEE-CONCAT} \\
\\
\frac{\begin{array}{l} x \leftarrow \text{Unused}(I, O, \mathcal{E}), \\ \bar{x}_i = \langle x_1, x_2, \dots, x_n \rangle, \bar{x}_j = \langle x'_1, x'_2, \dots, x'_n \rangle, E = \{x'_1 \leftarrow \text{relay}(x_1), x'_2 \leftarrow \text{relay}(x_2), \dots, x'_n \leftarrow \text{relay}(x_n)\} \end{array}}{I, O, \mathcal{E} \cup \{x \leftarrow \text{cat}(\bar{x}_i), \bar{x}_j \leftarrow \text{split}(x)\} \iff I, O, \mathcal{E} \cup E} \text{CONCAT-SPLIT} \\
\\
\frac{}{I, O, \mathcal{E} \cup \{x_j \leftarrow \text{cat}(x_i)\} \implies I', O, \mathcal{E}' \cup \{x_j \leftarrow \text{relay}(x_i)\}} \text{ONE-CONCAT} \\
\\
\frac{}{I, O, \mathcal{E} \cup \{x_j \leftarrow \text{split}(x_i)\} \implies I', O, \mathcal{E}' \cup \{x_j \leftarrow \text{relay}(x_i)\}} \text{ONE-SPLIT}
\end{array}$$

Figure 8. Auxiliary Transformation

$$\frac{\begin{array}{l} x_r, x_m, x_1^m, \dots, x_n^m, x_1^r, \dots, x_n^r, x_1^t, \dots, x_n^t, x_1^p, \dots, x_n^p \leftarrow \text{Unused}(I, O, \mathcal{E}) \quad \text{dp}(f, f_m, f_r) \\ E = \{\langle x_1^c, \dots, x_n^c, x_{n+1}^c \rangle \leftarrow \text{tee}(x^c) : \forall x^c \in \bar{x}\} \cup \\ \{x_i^m \leftarrow f_m(x_i, \bar{x}_i) : \forall i \in \{1 \dots n\}\} \cup \{x_r \leftarrow f_r(x_1^m, \dots, x_n^m, \bar{x}_{n+1})\} \end{array}}{I, O, \mathcal{E} \cup \{x \leftarrow \text{cat}(x_1, \dots, x_n), x_i \leftarrow f(x, \bar{x})\} \implies I, O, \mathcal{E} \cup E} \text{PARALLEL}$$

Figure 9. Parallelization Transformation

all DFGs back into a shell script (§5.2). This is achieved by feeding the modified AST back to Smoosh, which converts it back to a POSIX-compliant string. Nodes of the graph are instantiated with the commands and flags they represent, and edges are instantiated as named pipes (§5.2). The helper nodes described in Section 6.1 are instantiated as handcrafted commands in C.

The compiler accepts a `-width` flag for configuring the level of parallelism, *i.e.*, the number of outputs that split nodes produce.

Methodology: We collected two sets of benchmark programs from various sources, including GitHub, Stackoverflow, and the UNIX literature [3, 4, 7, 23, 38, 51]:

- **Expert Scripts:** The first set contains 9 scripts that are written by experts: NFA-regex, Sort, Top-N, WF, Spell, Difference, Bi-grams, Set-Difference, and Shortest-Scripts.

- **Unix50 Scripts:** The second set contains 34 scripts solving the UNIX 50 game [28]. Due to their inefficiencies, we conjecture that these scripts were written by non-experts—however, we proceed to parallelize them without any modifications.

We use our compiler to parallelize all of the scripts in these two benchmark sets, working with three configurations:

- **Baseline:** Our compiler simply executes the script using a standard shell (in our case bash) without performing any optimizations. This configuration is used as our baseline. Note that it is not completely sequential since the shell

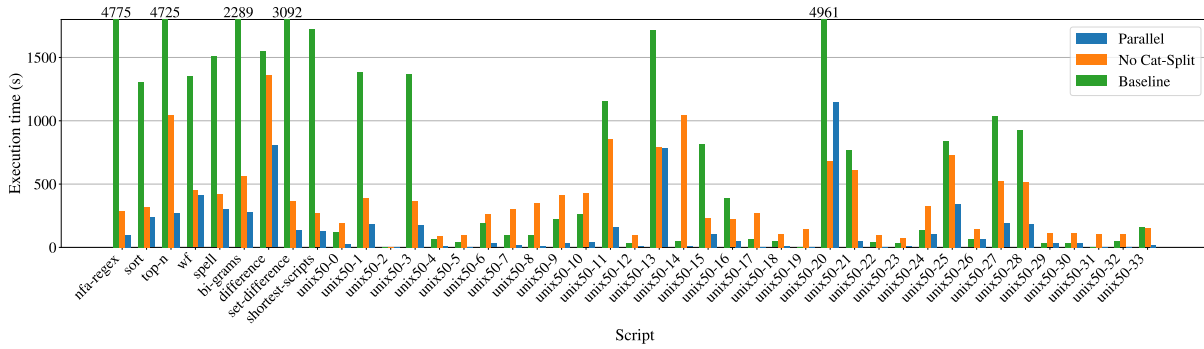


Figure 10. Execution times with configurations **Baseline**, **Parallel**, and **No Cat-Split**. 16×-parallelism on 10GB inputs.

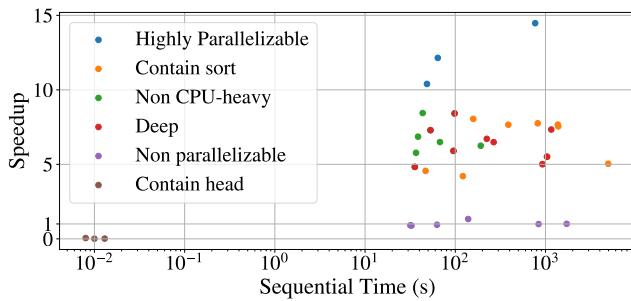


Figure 11. Speedup achieved for the “Unix50 Scripts” (y-axis) and their sequential execution time (x-axis). Points are color-coded to highlight important features affecting achieved parallelism. 16×-parallelism on 10GB inputs.

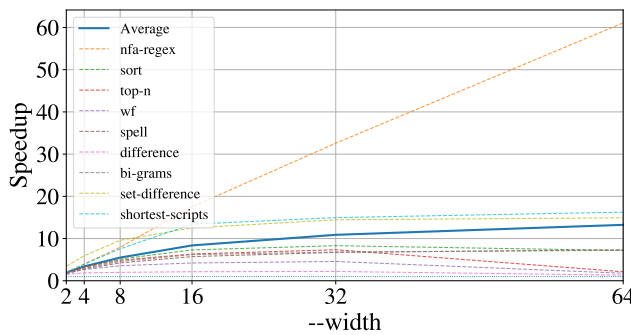


Figure 12. Parallelization speedup for “Expert Scripts”, with parallelism `-width=2-64`.

already achieves pipeline and task parallelism based on `|` and `&`.

- **No Cat-Split:** Our compiler performs all transformations except `CONCAT-SPLIT`. This configuration achieves parallelism by splitting the input before each command and then merging it back. It is used as a baseline to measure the benefits achieved by the `CONCAT-SPLIT` transformation.
- **Parallel:** Our compiler performs all transformations. The `CONCAT-SPLIT` transformation, which removes a `cat` with

n inputs followed by a split with n outputs, ensures that data is not merged unnecessarily between parallel stages.

Experimental Setup: Experiments were run on a 2.1GHz Intel Xeon E5-2683 with 512GB of memory and 64 physical cores, Debian 4.9.144-3.1, GNU Coreutils 8.30-3, GNU Bash 5.0.3(1), OCaml 4.05.0, and Python 3.7.3. All scripts are set to (initially) read from and (finally) write to the file system. For “Expert Scripts”, we use 10GB-collections of inputs from Project Gutenberg [20]; for “Unix50 Scripts”, we gather their inputs from each level in the game [28] and multiply them up to 10GB.

Performance: Fig. 10 shows the execution times on all programs with parallelism `-width=16` and for all three configurations mentioned in the beginning of the evaluation. It shows that all programs achieve significant improvements with the addition of the **Concat-Split** transformation. The average speedup without **Concat-Split** over the bash baseline is 2.11×. The average speedup with the transformation is 6.14×.

Fig. 11 explains the differences in the effect of the transformation based on commands involved in the pipelines. It offers a correlation between sequential time and speedup, and shows that different programs that involve commands with similar characteristics (color) see similar speedups (y-axis). Programs containing only parallelizable commands see the highest speedup (10.4–14.5×). Programs with limited speedup either (1) contain sort, which does not scale linearly, (2) are not CPU-intensive, resulting in pronounced IO and constant costs, or (3) are deep pipelines, already exploiting significant pipeline-based parallelism. Programs with non-parallelizable commands see no significant change in execution time (0.9–1.3×). Finally, programs containing head have a very small sequential execution, typically under 1s, and thus their parallel equivalents see a slowdown due to constant costs—still remaining under 1s.

Fig. 12 includes an exploration of how the `-width` parameter affects speedups for the programs in the first set by compiling them with all transformations with `-width=2-64`.

All programs achieve speedups for all `-width` configurations. Average speedups for $\{2, 4, 8, 16, 32, 64\}$ -parallelism are 1.83, 3.01, 4.76, 7.29, 9.64, and 11.69, respectively. We note that several programs reach their peak performance using `-width={16, 32}` due to the fact that they already exhibit pipeline and task parallelism and therefore a higher `-width` leads to a large number of parallel processes in the resulting script (up to 500).

8 Related Work

Dataflow Graph Models: Graph models of computation where nodes represent units of computation and edges represent FIFO communication channels have been studied extensively [10, 24–26, 30, 31]. ODFM sits somewhere between Kahn Process Networks [24, 25] (KPN), the model of computation adopted by UNIX pipes, and Synchronous Dataflow [30, 31] (SDF). A key difference between ODFM and SDF is that ODFM does not assume fixed item rates—a property used by SDF for efficient scheduling determined at compile-time. Two differences between ODFM from KPNs is that (i) ODFM does not allow cycles, and (ii) ODFM exposes information about the input consumption order of each node. This order provides enough information at compile time to perform parallelizing transformations while also enabling translation of the dataflow back to a UNIX shell script.

Systems for batch [9, 40, 56], stream [16, 34, 52], and signal processing [8, 30] provide dataflow-based abstractions. These abstractions are different from ODFM which operates on the UNIX shell, an existing language with its own peculiarities that have guided the design of the model.

Synchronous languages [6, 19, 29, 36] model stream graphs as circuits where nodes are state machines and edges are wires that carry a single value. Lustre [19] is based on a dataflow model that is similar to ours, but its focus is different as it is not intended for exploiting data-parallelism.

Semantics and Transformations: Prior work proposes semantics for streaming extensions to relational query languages based on dataflow [1, 32]. In contrast to our work, it focuses on transformations of time-varying relations.

More recently, there has been significant work on the correct parallelization of distributed streaming applications by proposing sound optimizations and compilation techniques [21, 45], as well as developing a type system for the correct parallelization of streaming programs [35]. These efforts aim at producing a parallel implementation of a dataflow streaming computation using techniques that do not require knowledge of the order of consumption of each node—a property that very important in our setting.

Recent work proposes a semantic framework for stream processing that uses monoids to capture the type of data streams [33]. That work mostly focuses on generality of expression, showing that several already proposed programming models can be expressed on top of it. It also touches

upon soundness proofs of optimizations using algebraic reasoning, which is similar to our approach.

Divide and Conquer Decomposition: Prior work has shown the possibility of decomposing programs or program fragments using divide-and-conquer techniques [13, 14, 44, 47]. The majority of that work focuses on parallelizing special constructs—*e.g.*, loops, matrices, and arrays—rather than stream-oriented primitives. Techniques for automated synthesis of MapReduce-style distributed programs [47] can be of significant aid for individual commands. In some cases [13, 14], the map phase is augmented to maintain additional metadata used by the reducer phase. Our focus is different, as we transform entire programs composed of multiple such commands and prove the correctness of these transformations. The two classes systems complement each other well: using these techniques, our compiler could generate its aggregator library automatically.

Parallel Shell Scripting: Tools exposing parallelism on modern UNIXes such as `qsub` [15], `SLURM` [55], and `GNU parallel` [49] are predicated upon explicit and careful orchestration from their users. Similarly, several shells [11, 37, 48] add primitives for non-linear pipe topologies—some of which target parallelism. Here too, however, users are expected to manually rewrite scripts to exploit these new primitives without jeopardizing correctness. While all these tools emphasize performance and configurability, our work emphasizes automation and correctness.

`PASH` is a system for automatically parallelizing Unix shell commands and scripts [53]. The semantics and theorems presented in this paper can serve as formal foundations that establish the soundness of the basic `PASH` parallelization approach.

POSIX Shell Semantics: Our work depends on `Smooosh`, an effort focused on formalizing the semantics of the POSIX shell [18]. `Smooosh` focuses on POSIX semantics, whereas our work introduces a novel dataflow graph representation in order to transform programs and prove the correctness of its transformation passes. A subset of the `Smooosh` authors have also argued for making concurrency explicit via shell constructs [17]. This is different from our work, which argues automated and correct parallelization of sequential scripts.

Parallel Userspace Environments: By focusing on simplifying the development of distributed programs, a plethora of environments inadvertently assist in the construction of parallel software. Such systems [2, 39, 41, 42] or languages [12, 27, 46, 54] hide many of the challenges of dealing with concurrency as long as developers leverage the provided abstractions—which are strongly coupled to the underlying operating or runtime system. Even when these efforts are shell-oriented, such as `Plan9's rc`, they are backward-incompatible with the UNIX shell, and often focus primarily

on hiding the existence of a network rather than automating parallel processing.

9 Conclusion

This paper presented an order-aware dataflow model for extracting data parallelism latent in UNIX shell scripts. The model is used to capture the semantics of transformations that exploit data parallelism available in UNIX shell computations and prove their correctness. Applying the dataflow transformations on a series of scripts delivers a speedup of 6.14× on average and up to 61.1× on a 64-core machine. We view our work as a stepping stone for further studies of the dataflow subset of the shell, as well as a playground for the development of more elaborate transformations and optimizations.

Acknowledgments

We thank Konstantinos Mamouras for preliminary discussions that helped spark an interest for this work. This research was funded in part by DARPA contracts HR00112020013 and HR001120C0191, and NSF award CCF 1763514. Any opinions, findings, conclusions, or recommendations expressed in this material are those of the authors and do not necessarily reflect those of DARPA or other agencies.

References

- [1] Arvind Arasu, Shivnath Babu, and Jennifer Widom. 2006. The CQL continuous query language: semantic foundations and query execution. *The VLDB Journal* 15, 2 (2006), 121–142.
- [2] Amnon Barak and Oren La'adan. 1998. The MOSIX multicomputer operating system for high performance cluster computing. *Future Generation Computer Systems* 13, 4 (1998), 361–372.
- [3] Jon Bentley. 1985. Programming Pearls: A Spelling Checker. *Commun. ACM* 28, 5 (May 1985), 456–462. <https://doi.org/10.1145/3532.315102>
- [4] Jon Bentley, Don Knuth, and Doug McIlroy. 1986. Programming Pearls: A Literate Program. *Commun. ACM* 29, 6 (June 1986), 471–483. <https://doi.org/10.1145/5948.315654>
- [5] Emery D Berger. 2003. Optimizing Shell Scripting Languages. (2003).
- [6] Gérard Berry and Georges Gonthier. 1992. The Esterel synchronous programming language: Design, semantics, implementation. *Science of computer programming* 19, 2 (1992), 87–152.
- [7] Pawan Bhandari. 2020. Solutions to unixgame.io. <https://git.io/Jf2dn> Accessed: 2020-04-14.
- [8] Timothy Bourke and Marc Pouzet. 2013. Zélus: A synchronous language with ODEs. In *Proceedings of the 16th international conference on Hybrid systems: computation and control*. 113–118.
- [9] Jeffrey Dean and Sanjay Ghemawat. 2008. MapReduce: Simplified Data Processing on Large Clusters. *Commun. ACM* 51, 1 (Jan. 2008), 107–113. <https://doi.org/10.1145/1327452.1327492>
- [10] Jack B. Dennis. 1974. First Version of a Data Flow Procedure Language. In *Programming Symposium*, B. Robinet (Ed.). Springer Berlin Heidelberg, Berlin, Heidelberg, 362–376. https://doi.org/10.1007/3-540-06859-7_145
- [11] Tom Duff. 1990. Rc—A shell for Plan 9 and Unix systems. *AUUGN* 12, 1 (1990), 75.
- [12] Jeff Epstein, Andrew P. Black, and Simon Peyton-Jones. 2011. Towards Haskell in the Cloud. In *Proceedings of the 4th ACM Symposium on Haskell (Haskell '11)*. ACM, New York, NY, USA, 118–129. <https://doi.org/10.1145/2034675.2034690>
- [13] Azadeh Farzan and Victor Nicolet. 2017. Synthesis of Divide and Conquer Parallelism for Loops. In *Proceedings of the 38th ACM SIGPLAN Conference on Programming Language Design and Implementation (PLDI 2017)*. Association for Computing Machinery, New York, NY, USA, 540–555. <https://doi.org/10.1145/3062341.3062355>
- [14] Azadeh Farzan and Victor Nicolet. 2019. Modular Divide-and-Conquer Parallelization of Nested Loops. In *Proceedings of the 40th ACM SIGPLAN Conference on Programming Language Design and Implementation (PLDI 2019)*. Association for Computing Machinery, New York, NY, USA, 610–624. <https://doi.org/10.1145/3314221.3314612>
- [15] Wolfgang Gentzsch. 2001. Sun grid engine: Towards creating a compute power grid. In *Proceedings First IEEE/ACM International Symposium on Cluster Computing and the Grid*. IEEE, 35–36.
- [16] Michael I Gordon, William Thies, and Saman Amarasinghe. 2006. Exploiting coarse-grained task, data, and pipeline parallelism in stream programs. *ACM SIGPLAN Notices* 41, 11 (2006), 151–162.
- [17] Michael Greenberg. 2018. The POSIX shell is an interactive DSL for concurrency.
- [18] Michael Greenberg and Austin J. Blatt. 2020. Executable Formal Semantics for the POSIX Shell: Smoosh: the Symbolic, Mechanized, Observable, Operational Shell. *Proc. ACM Program. Lang.* 4, POPL, Article 43 (Jan. 2020), 31 pages. <https://doi.org/10.1145/3371111>
- [19] Nicholas Halbwachs, Paul Caspi, Pascal Raymond, and Daniel Pilaud. 1991. The synchronous data flow programming language LUSTRE. *Proc. IEEE* 79, 9 (1991), 1305–1320.
- [20] Michael Hart. 1971. *Project Gutenberg*. <https://www.gutenberg.org/>
- [21] Martin Hirzel, Robert Soulé, Scott Schneider, Buğra Gedik, and Robert Grimm. 2014. A catalog of stream processing optimizations. *ACM Computing Surveys (CSUR)* 46, 4 (2014), 1–34.
- [22] Lluís Batlle i Rossell. 2016. *tsp(1) Linux User's Manual*. <https://vicerveza.homeunix.net/viric/soft/ts/>.
- [23] Dan Jurafsky. 2017. Unix for Poets. <https://web.stanford.edu/class/cs124/lec/124-2018-UnixForPoets.pdf>
- [24] Gilles Kahn. 1974. The Semantics of a Simple Language for Parallel Programming. *Information Processing* 74 (1974), 471–475.
- [25] Gilles Kahn and David B. MacQueen. 1977. Coroutines and Networks of Parallel Processes. *Information Processing* 77 (1977), 993–998.
- [26] Richard M. Karp and Raymond E. Miller. 1966. Properties of a Model for Parallel Computations: Determinacy, Termination, Queueing. *SIAM J. Appl. Math.* 14, 6 (1966), 1390–1411. <https://doi.org/10.1137/0114108>
- [27] Charles Edwin Killian, James W. Anderson, Ryan Braud, Ranjit Jhala, and Amin M. Vahdat. 2007. Mace: Language Support for Building Distributed Systems. In *Proceedings of the 28th ACM SIGPLAN Conference on Programming Language Design and Implementation (PLDI '07)*. ACM, New York, NY, USA, 179–188. <https://doi.org/10.1145/1250734.1250755>
- [28] Nokia Bell Labs. 2019. The Unix Game—Solve puzzles using Unix pipes. <https://unixgame.io/unix50> Accessed: 2020-03-05.
- [29] Paul Le Guernic, Albert Benveniste, Patricia Bournai, and Thierry Gautier. 1986. Signal—A data flow-oriented language for signal processing. *IEEE transactions on acoustics, speech, and signal processing* 34, 2 (1986), 362–374.
- [30] Edward Ashford Lee and David G Messerschmitt. 1987. Static scheduling of synchronous data flow programs for digital signal processing. *IEEE Transactions on computers* 100, 1 (1987), 24–35.
- [31] Edward A. Lee and David G. Messerschmitt. 1987. Synchronous data flow. *Proc. IEEE* 75, 9 (1987), 1235–1245.
- [32] Jin Li, David Maier, Kristin Tufte, Vassilis Papadimos, and Peter A Tucker. 2005. Semantics and evaluation techniques for window aggregates in data streams. In *Proceedings of the 2005 ACM SIGMOD international conference on Management of data*. 311–322.
- [33] Konstantinos Mamouras. 2020. Semantic Foundations for Deterministic Dataflow and Stream Processing. In *European Symposium on Programming*. Springer, Cham, 394–427.

- [34] Konstantinos Mamouras, Mukund Raghothaman, Rajeev Alur, Zachary G Ives, and Sanjeev Khanna. 2017. StreamQRE: Modular specification and efficient evaluation of quantitative queries over streaming data. In *Proceedings of the 38th ACM SIGPLAN Conference on Programming Language Design and Implementation*. 693–708.
- [35] Konstantinos Mamouras, Caleb Stanford, Rajeev Alur, Zachary G. Ives, and Val Tannen. 2019. Data-Trace Types for Distributed Stream Processing Systems. In *Proceedings of the 40th ACM SIGPLAN Conference on Programming Language Design and Implementation (PLDI 2019)*. ACM, New York, NY, USA, 670–685. <https://doi.org/10.1145/3314221.3314580>
- [36] Florence Maraninchi and Yann Rémond. 2001. Argos: an automaton-based synchronous language. *Computer languages* 27, 1-3 (2001), 61–92.
- [37] Chris McDonald and Trevor I Dix. 1988. Support for graphs of processes in a command interpreter. *Software: Practice and Experience* 18, 10 (1988), 1011–1016.
- [38] Malcolm D McIlroy, Elliot N Pinson, and Berkley A Tague. 1978. UNIX Time-Sharing System: Foreword. *Bell System Technical Journal* 57, 6 (1978), 1899–1904.
- [39] Sape J Mullender, Guido Van Rossum, AS Tanenbaum, Robbert Van Renesse, and Hans Van Staveren. 1990. Amoeba: A distributed operating system for the 1990s. *Computer* 23, 5 (1990), 44–53. <https://www.cs.cornell.edu/home/rvr/papers/Amoeba1990s.pdf>
- [40] Derek G. Murray, Frank McSherry, Rebecca Isaacs, Michael Isard, Paul Barham, and Martin Abadi. 2013. Naiad: A Timely Dataflow System. In *Proceedings of the Twenty-Fourth ACM Symposium on Operating Systems Principles (SOSP '13)*. ACM, New York, NY, USA, 439–455. <https://doi.org/10.1145/2517349.2522738>
- [41] John K Ousterhout, Andrew R. Cherenon, Fred Douglass, Michael N. Nelson, and Brent B. Welch. 1988. The Sprite network operating system. *Computer* 21, 2 (1988), 23–36. <http://www.research.ibm.com/people/f/douglass/papers/sprite.pdf>
- [42] Rob Pike, Dave Presotto, Ken Thompson, Howard Trickey, et al. 1990. Plan 9 from Bell Labs. In *Proceedings of the summer 1990 UKUUG Conference*. 1–9. <http://css.csail.mit.edu/6.824/2014/papers/plan9.pdf>
- [43] Deepti Raghavan, Sadjad Fouladi, Philip Levis, and Matei Zaharia. 2020. {POSH}: A Data-Aware Shell. In *2020 {USENIX} Annual Technical Conference ({USENIX}{ATC} 20)*. 617–631.
- [44] Radu Rugina and Martin Rinard. 1999. Automatic Parallelization of Divide and Conquer Algorithms. In *Proceedings of the Seventh ACM SIGPLAN Symposium on Principles and Practice of Parallel Programming (PPoPP '99)*. Association for Computing Machinery, New York, NY, USA, 72–83. <https://doi.org/10.1145/301104.301111>
- [45] Scott Schneider, Martin Hirzel, Buğra Gedik, and Kun-Lung Wu. 2013. Safe data parallelism for general streaming. *IEEE transactions on computers* 64, 2 (2013), 504–517.
- [46] Peter Sewell, James J. Leifer, Keith Wansbrough, Francesco Zappa Nardelli, Mair Allen-Williams, Pierre Habouzit, and Viktor Vafeiadis. 2005. Acute: High-level Programming Language Design for Distributed Computation. In *Proceedings of the Tenth ACM SIGPLAN International Conference on Functional Programming (ICFP '05)*. ACM, New York, NY, USA, 15–26. <https://doi.org/10.1145/1086365.1086370>
- [47] Calvin Smith and Aws Albarghouthi. 2016. MapReduce Program Synthesis. In *Proceedings of the 37th ACM SIGPLAN Conference on Programming Language Design and Implementation (PLDI '16)*. Association for Computing Machinery, New York, NY, USA, 326–340. <https://doi.org/10.1145/2908080.2908102>
- [48] Diomidis Spinellis and Marios Fragkoulis. 2017. Extending Unix Pipelines to DAGs. *IEEE Trans. Comput.* 66, 9 (2017), 1547–1561.
- [49] Ole Tange. 2011. GNU Parallel—The Command-Line Power Tool. *login: The USENIX Magazine* 36, 1 (Feb 2011), 42–47. <https://doi.org/10.5281/zenodo.16303>
- [50] Ole Tange. 2020. DIFFERENCES BETWEEN GNU Parallel AND ALTERNATIVES. https://www.gnu.org/software/parallel/parallel_alternatives.html
- [51] Dave Taylor. 2004. *Wicked Cool Shell Scripts: 101 Scripts for Linux, Mac OS X, and Unix Systems*. No Starch Press.
- [52] William Thies, Michal Karczmarek, and Saman Amarasinghe. 2002. StreamIt: A language for streaming applications. In *International Conference on Compiler Construction*. Springer, 179–196.
- [53] Nikos Vasilakis, Konstantinos Kallas, Konstantinos Mamouras, Achilleas Benetopoulos, and Lazar Cvetkovich. 2020. PaSh: Light-touch Data-Parallel Shell Processing. *arXiv preprint arXiv:2007.09436* (2020).
- [54] Robert Virding, Claes Wikström, and Mike Williams. 1996. *Concurrent Programming in ERLANG (2Nd Ed.)*. Prentice Hall International (UK) Ltd., Hertfordshire, UK, UK.
- [55] Andy B Yoo, Morris A Jette, and Mark Grondona. 2003. Slurm: Simple linux utility for resource management. In *Workshop on Job Scheduling Strategies for Parallel Processing*. Springer, 44–60.
- [56] Matei Zaharia, Mosharaf Chowdhury, Tathagata Das, Ankur Dave, Justin Ma, Murphy McCauley, Michael J. Franklin, Scott Shenker, and Ion Stoica. 2012. Resilient Distributed Datasets: A Fault-tolerant Abstraction for In-memory Cluster Computing. In *Proceedings of the 9th USENIX Conference on Networked Systems Design and Implementation (NSDI'12)*. USENIX Association, Berkeley, CA, USA, 2–2. <http://dl.acm.org/citation.cfm?id=2228298.2228301>

A Appendix

A.1 Two Case Studies with GNU Parallel

We describe an attempt to achieve data parallelism in two scripts using GNU parallel [49], a tool for running shell commands in parallel. We chose GNU parallel because it compares favorably to other alternatives in the literature [50], but note that GNU parallel sits somewhere between an automated compiler like our tool and a fully manual approach—illustrating only some of the issues that one might face while manually trying to parallelize their shell scripts.

Spell: We first apply parallel on *Spell*'s first pipeline (§1):

```

1 TEMP_C1="/tmp/{/}.out1"
2 TEMP1="/tmp/in{1..16}.out1"
3 mkfifo ${TEMP1}
4 parallel "cat {} | col -bx | \
5   tr -cs A-Za-z '\n' | tr A-Z a-z | \
6   tr -d '[:punct:]' | sort > $TEMP_C1" \
7   ::: $IN &
8 sort -m ${TEMP1} |
9   parallel -k --jobs ${JOBS} --pipe \
10  --block 250M "uniq" | uniq |
11  parallel -k --jobs ${JOBS} --pipe \
12  --block 250M "comm -23 - $dict"
13 rm ${TEMP1}

```

It took us a few iterations to get the parallel version right, leading to a few observations. First, despite its automation benefits, parallel still requires manual placement of the intermediate FIFO pipes and *agg* functions. Additionally, achieving ideal performance requires some tweaking: setting `-block` to 10K, 250K, and 250M yields widely different execution times—27, 4, and 3 minutes respectively.

Most importantly, omitting the `-k` flag in the last two fragments breaks correctness due to re-ordering related to scheduling non-determinism. These fragments are fortunate cases in which the `-k` flag has the desired effect, because their output order follows the same order as the arguments of the commands they parallelize. Other commands face problems, in that the correct output order is not the argument order nor an arbitrary interleaving.

Set-difference: We apply parallel to Set-diff, a script that compares two streams using `sort` and `comm`:

```

1 mkfifo s1 s2
2 TEMP_C1="/tmp/{/}.out1"
3 TEMP_C2="/tmp/{/}.out2"
4 TEMP1="/tmp/in{1..16}.out1"
5 TEMP2="/tmp/in{1..16}.out2"
6 mkfifo ${TEMP1} ${TEMP2}
7 parallel "cat {} | cut -d ' ' -f 1 | \
8   sort > $TEMP_C1" ::: $IN &
9 sort -m ${TEMP1} > s1 &
10 parallel "cat {} | cut -d ' ' -f 1 | \
11   sort > $TEMP_C2" ::: $IN2 &
12 sort -m ${TEMP2} > s2 &

```

```

13 cat s1 | parallel -k --pipe --jobs ${JOBS} \
14   --block 250M "comm -23 - s2"
15 rm ${TEMP1} ${TEMP2}
16 rm s1 s2

```

In addition to the issues highlighted in *Spell*, this parallel implementation has a subtle bug. GNU parallel spawns several instances of `comm -23 - s2` that all read FIFO `s2`. When the first parallel instance exits, the kernel sends a SIGPIPE signal to the second `sort -m`. This forces `sort` to exit, in turn leaving the rest of the parallel `comm` instances blocked waiting for new input.

The most straightforward way we have found to address this bug is to remove (1) the “&” operator after the second `sort -m`, and (2) `s2` from `mkfifo`. This modification sacrifices pipeline parallelism, as the first stage of the pipeline completes before executing `comm`. The parallel pipeline modified for correctness completes in 4m54s. Our tool does not sacrifice pipeline parallelism by using `tee` to replicate `s2` for all parallel instances of `comm` (§2), completing in 4m7s.

A.2 Proof Sketches

Theorem A.1. *Let $\langle x'_1, x'_2, \dots, x'_p \rangle \leftarrow f(x_1, \dots, x_n) \in \mathcal{E}$, the following is true about Γ and σ at any point during the execution:*

$$\langle \Gamma(x'_1), \dots, \Gamma(x'_p) \rangle = \llbracket f(\sigma(x_1), \dots, \sigma(x_n)) \rrbracket$$

Proof. Proof by Induction.

Base Case: We prove that for the initial mappings Γ_i and σ_i , the above statement is true. For $x \in \langle x_1, \dots, x_n \rangle$, $\sigma_i(x) = \epsilon$. For $x \in \langle x'_1, \dots, x'_p \rangle$, $\Gamma_i(x) = \epsilon$ (since x'_1, \dots, x'_p are not input variables to the DFG, hence initialized to ϵ). The following property is true for all functions f :

$$\langle \epsilon, \dots, \epsilon \rangle = \llbracket f(\epsilon, \dots, \epsilon) \rrbracket$$

Induction Case: Step preserves this property. The following statement is true from assumption:

$$\langle v'_1, \dots, v'_p \rangle = \llbracket f(v_1, \dots, v_k, \dots, v_n) \rrbracket$$

Using the definition of $\llbracket \cdot \rrbracket_s$, the following statement is true:

$$\langle v'_1 \cdot v_1^m, \dots, v'_p \cdot v_p^m \rangle = \llbracket f(v_1, \dots, v_k \cdot v_x, \dots, v_n) \rrbracket$$

Therefore, given that initially the above statement was true of Γ and σ , the small step semantics will preserve this property. Therefore, by induction, for all $\langle x'_1, x'_2, \dots, x'_p \rangle \leftarrow f(x_1, \dots, x_n) \in \mathcal{E}$, the following is always true about Γ and σ , during any point within the execution:

$$\langle \Gamma(x'_1), \dots, \Gamma(x'_p) \rangle = \llbracket f(\sigma(x_1), \dots, \sigma(x_n)) \rrbracket$$

□

Lemma A.2. *Let $\langle x'_1, x'_2, \dots, x'_p \rangle \leftarrow f(x_1, \dots, x_n) \in \mathcal{E}$, and $\forall i \in [1, n] \Gamma(x_i) = v_i \cdot \perp$. Then eventually $\forall i \in [1, n], \sigma(x_i) = v_i \cdot \perp$. Therefore, eventually $\forall i \in [1, p], \Gamma(x'_i) = v'_i \cdot \perp$.*

Proof. If all inputs are $\Gamma(x_i)$ is closed, a step can be made to update σ . Since choice_f is non empty unless $\sigma(x_i)$ is closed for all i . Since, all files considered are finite, eventually all $\sigma(x_i)$ will be closed. When all inputs are closed, \square dictates that all outputs will be closed as well. Using theorem A.1, $\Gamma(x'_i)$ will be closed. \square

Theorem A.3. *Eventually for all variables x , $\exists v. \Gamma(x) = v \cdot \perp$, i.e., all variables will eventually be closed.*

Proof. Let C be the set of variables which be closed eventually. In the beginning, C contains all input variables in \mathcal{I} . Using Lemma A.2, for any node $\langle x'_1, x'_2, \dots, x'_p \rangle \leftarrow f(x_1, \dots, x_n) \in \mathcal{E}$, if $x_1, \dots, x_n \in C$, then $x'_1, \dots, x'_p \in C$. Since the dataflow program contains no cycles, eventually all variables reachable from the input variables are in C . \square

Theorem A.4. *The Dataflow program will always terminate. And when it terminates, constraint 3 will be true at the end state.*

Proof. Follows from Theorem A.3 and Theorem A.1. \square

A.3 Correctness of Transformations

We now proceed to prove a series of statements regarding the semantics-preservation properties of dataflow programs.

Program Equivalence: Let $p = \langle \mathcal{I}, \mathcal{O}, \mathcal{E} \rangle$ and $p' = \langle \mathcal{I}', \mathcal{O}', \mathcal{E}' \rangle$ be two dataflow programs, where $\mathcal{I} = \langle x_1^i, \dots, x_n^i \rangle$, $\mathcal{I}' = \langle y_1^i, \dots, y_n^i \rangle$, $\mathcal{O} = \langle x_1^o, \dots, x_m^o \rangle$, and $\mathcal{O}' = \langle y_1^o, \dots, y_m^o \rangle$. These programs are equivalent if and only if the value of the output variables is the same at the time of their completion, given the initial values of the input variables are the same. Formally, for all values v_1, \dots, v_n , if

$$\forall j \in [1, n]. \Gamma_i(x_j^i) = \Gamma'_i(y_j^i) = v_j$$

$$\forall j \in [1, m]. \Gamma_o(x_j^o) = \Gamma'_o(y_j^o)$$

where Γ_i, Γ'_i are the initial mappings for p and p' respectively, and Γ_o, Γ'_o are the mappings when p and p' have completed their execution.

Theorem A.5. *Let $p = \langle \mathcal{I}, \mathcal{O}, \mathcal{E} \cup E \rangle$ and $p' = \langle \mathcal{I}, \mathcal{O}, \mathcal{E} \cup E' \rangle$ be two dataflow programs. Let \mathcal{S}_i be the set of input variables in node set E (variables read in E but not assigned inside E). Let \mathcal{S}_o be the set of output variables in the node set E (variables assigned in E but not read inside E). And $\mathcal{S}_i, \mathcal{S}_o$ be the input variables and output variables of E' and E as well. If $\langle \mathcal{S}_i, \mathcal{S}_o, E \rangle$ is equivalent to $\langle \mathcal{S}_i, \mathcal{S}_o, E' \rangle$, then program $\langle \mathcal{I}, \mathcal{O}, \mathcal{E} \cup E' \rangle$ is equivalent to $\langle \mathcal{I}, \mathcal{O}, \mathcal{E} \cup E \rangle$.*

Proof. Since $\langle \mathcal{S}_i, \mathcal{S}_o, E \rangle$ is equivalent to $\langle \mathcal{S}_i, \mathcal{S}_o, E' \rangle$, for all closed value of \mathcal{S}_i , eventually, both of these programs stop executing, the value of output variables \mathcal{S}_o will be equal.

Given any initial mapping Γ_i , let Γ_o, Γ'_o be the mappings when p and p' complete their execution. For all $x \in \mathcal{S}_i$, $\Gamma_o(x) = \Gamma'_o(x)$ as there are no cycles in the dataflow graph, and the subgraph which computes \mathcal{S}_i is same in both p and p' .

Since $\langle \mathcal{S}_i, \mathcal{S}_o, E \rangle$ is equivalent to $\langle \mathcal{S}_i, \mathcal{S}_o, E' \rangle$, and for all $x \in \mathcal{S}_i$, $\Gamma_o(x) = \Gamma'_o(x)$, for all $x \in \mathcal{S}_o$, $\Gamma_o(x) = \Gamma'_o(x)$.

Only variables in set \mathcal{S}_o are the variables assigned in E and E' , that are used in computing the value of the output variables \mathcal{O} . Since the value of the variables is same in both these programs, given the same input mapping Γ_i , for all output variables $x \in \mathcal{O}$, $\Gamma_o(x) = \Gamma'_o(x)$.

Hence, both these programs are equivalent. \square

Theorem A.6. *Transformations presented in Figure 8 and Figure 9 preserve program equivalence.*

Proof. The (Relay) transformation preserves program equivalence as the program terminates, the value of x_i is equal to the value of x_j .

The remaining transformations can be viewed as transforming input program $\langle \mathcal{I}, \mathcal{O}, \mathcal{E} \cup E \rangle$ to $\langle \mathcal{I}', \mathcal{O}', \mathcal{E} \cup E' \rangle$. Besides (Concat-Split) transformation, equivalence of programs $\langle \mathcal{S}_i, \mathcal{S}_o, E \rangle$ and $\langle \mathcal{S}_i, \mathcal{S}_o, E' \rangle$ follow from properties of cat, relay, split, tee, the properties of f_m and f_r for data parallel commands f .

The (Concat-Split) transformation relies on the additional property that the program produces the same output independent of how the split breaks the input stream. Choice of a particular way of breaking the stream does not change the value of the program's output variables when it halts.

Since, $\langle \mathcal{S}_i, \mathcal{S}_o, E \rangle$ is equivalent to $\langle \mathcal{S}_i, \mathcal{S}_o, E' \rangle$, these transformations preserve equivalence (Theorem A.5). \square