

Connecting complex networks to nonadditive entropies

R. M. de Oliveira¹, Samurá Brito^{2,*}, L. R. da Silva^{1,3}, and Constantino Tsallis^{3,4,5,6}

¹Federal University of Rio Grande do Norte, Departamento de Física Teórica e Experimental, Natal-RN, 59078-900, Brazil.

²International Institute of Physics, Federal University of Rio Grande do Norte, 59070-405 Natal-RN, Brazil.

³National Institute of Science and Technology of Complex Systems, Brazil.

⁴Centro Brasileiro de Pesquisas Físicas, Rua Xavier Sigaud 150, 22290-180 Rio de Janeiro-RJ, Brazil.

⁵Santa Fe Institute, 1399 Hyde Park Road, New Mexico 87501, USA.

⁶Complexity Science Hub Vienna, Josefstaedter Strasse 39, A 1080 Vienna, Austria.

*samuraigab@gmail.com

ABSTRACT

Boltzmann-Gibbs statistical mechanics applies satisfactorily to a plethora of systems. It fails however for complex systems generically involving strong space-time entanglement. Its generalization based on nonadditive q -entropies adequately handles a wide class of such systems. We show here that scale-invariant networks belong to this class. We numerically study a d -dimensional geographically located network with weighted links and exhibit its 'energy' distribution per site at its quasi-stationary state. Our results strongly suggest a correspondence between the random geometric problem and a class of thermal problems within the generalised thermostatistics. The Boltzmann-Gibbs exponential factor is generically substituted by its q -generalisation, and is recovered in the $q = 1$ limit when the nonlocal effects fade away. The present connection should cross-fertilise experiments in both research areas.

Introduction

Boltzmann-Gibbs (BG) statistical mechanics constitutes one of the pillars of contemporary theoretical physics. As such it has uncountable successes for a great variety of physical systems. However, when the system constituents have a generically strong space-time entanglement, this theory does not apply. Such is the case already pointed in 1902 by Gibbs himself, namely when the standard partition function diverges, e.g., gravitation. It is in this context that it was proposed in 1988¹ the generalisation – hereafter referred to as *nonextensive statistical mechanics* – of the BG theory based on nonadditive entropies, namely $S_q = k \frac{1 - \sum_i p_i^q}{q-1}$, which recovers $S_{BG} = -k \sum_i p_i \ln p_i$ in the $q \rightarrow 1$ limit. The composition of two probabilistically independent systems A and B yields straightforwardly $S_q(A+B)/k = [S_q(A)/k] + [S_q(B)/k] + (1-q)[S_q(A)/k][S_q(B)/k]$. As we see, the BG entropic additivity is recovered when $q = 1$. The fundamental advantage associated with $q \neq 1$ is that, for strongly correlated systems, it enables, as illustrated in², the preservation of the *extensivity* of the thermodynamic entropy, mandated in all circumstances by the Legendre structure of classical thermodynamics.

In parallel with the above, the study of complex networks has been intensified around the world³⁻⁷. Networks can be found everywhere. Society is formed by humans linked through relationships. The Internet is a set of devices communicating with each other. The brain is formed by neurones communicating through synapses. All these completely different systems can be translated onto a simple set of *nodes* (or *sites*) and *edges* (or *links*) obeying some connection rule, and the tools of network science can be successfully used to study them. Typical applications of this area can be found in classical and quantum internet^{8,9}, medicine^{10,11}, neuroscience¹², and sociology^{13,14}. It was thought, during more than a decade, that most of real networks were purely scale-free meaning that the distribution of the number of links in the network follows a power-law distribution. It was recently argued that most real networks are not pure scale-free¹⁵, paving the way for new possibilities to describe them.

During the initial years, network science and nonextensive statistical mechanics were seen as completely different areas. But meaningful connections started in 2005¹⁶⁻²². It is nowadays known that the degree distribution of asymptotically scale-free networks at the thermodynamic limit is of the form $P(k) \propto e_q^{-k/\kappa}$, where the q -exponential function is defined as $e_q^z \equiv [1 + (1-q)z]^{1/(1-q)}$ ($e_1^z = e^z$). This form, more precisely $p_q(\varepsilon_i) = e_q^{-\beta_q \varepsilon_i} / Z_q$, optimizes the entropy S_q under appropriate canonical constraints, ε_i being the site energy and β_q the inverse temperature; the BG weight is recovered at the $q \rightarrow 1$ limit. This thermostatistical approach has been successfully applied in a wide diversity of areas, such as long-range-interacting Hamiltonian systems²³, vortices in type II superconductors²⁴, cold atoms²⁵, granular matter²⁶, high-energy physics experiments

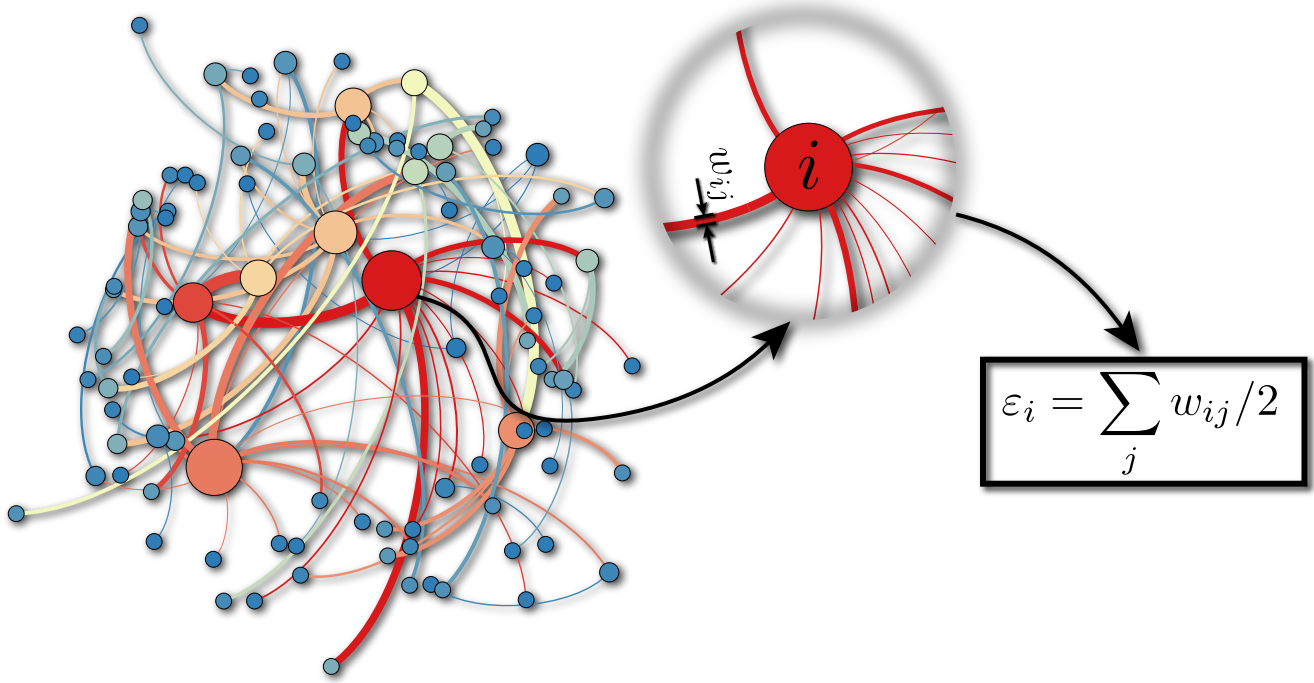


Figure 1. Sample of a $N = 100$ network for $(d, \alpha_A, \alpha_G, \eta, w_0) = (2, 1, 5, 1, 1)$. As can be seen, for this choice of parameters, hubs (highly connected nodes) naturally emerge in the network. Each link has a specific width w_{ij} and the total energy ϵ_i associated to the site i will be given by half of the sum over all link widths connected to the site i (see zoom of site i).

on Earth²⁷ and observations in the outer space^{28,29}, civil engineering³⁰, and for predicting COVID-19 peaks around the world^{31,32}.

In this work, we introduce and study a geographically located d -dimensional network model. One of the main characteristics of this model is the possibility to control the long/short range nature of the interactions between the sites. BG statistics completely fails to describe systems that interact at long-range, and many theories have been proposed to approach this regime. The present model introduces a new property for this class of systems. In addition to the fact that Euclidean distances (d_{ij}) between the sites are relevant, it also takes into account the weights (w_{ij}) of the links (see Fig. 1) and associates them to the 'energy' (ϵ_i) of each site. Due to that new ingredient, we could compute the energy distribution of the ever growing network. This distribution turns out to have the functional form of the q -generalised BG distribution for nonextensive systems, based on nonadditive entropy. These numerical results strongly suggest a neat correspondence between the random network geometrical problem and a particular thermostatical problem within the generalised theory.

The model

Our growing d -dimensional network starts with one site at the origin. We then stochastically locate a second site (and then a third, a fourth, and so on up to N) through a probability $p(r) \propto 1/r^{d+\alpha_G}$ ($\alpha_G > 0$), where $r \geq 1$ is the Euclidean distance from the newly arrived site to the center of mass of the pre-existing cluster; α_G is the *growth* parameter and $d = 1, 2, 3$ is the dimensionality of the system (large α_G yields geographically concentrated networks).

The site $i = 1$ is then linked to the site $j = 2$. We sample a random number w_{ij} from a distribution $P(w)$ that will give us the corresponding link weight. Each site will have a *total energy* ϵ_i that will depend on how many links it has, noted k_i , and the widths $\{w_{ij}\}$ of those links. At each time step, the site i only has access to its *local energy* ϵ_i defined as:

$$\epsilon_i \equiv \sum_{j=1}^{k_i} \frac{w_{ij}}{2} \quad (w_{ij} \geq 0) \quad (1)$$

The value of ϵ_i will directly affect the probability of the site i to acquire new links. Indeed, from this step on, the sites $i = 3, 4, \dots$

will be linked to the previous ones with probability

$$\Pi_{ij} \propto \frac{\varepsilon_i}{d_{ij}^{\alpha_A}} \quad (\alpha_A \geq 0), \quad (2)$$

where d_{ij} is the Euclidean distance between i and j , where j runs over all sites linked to the site i . The *attachment* parameter α_A controls the importance of the distance in the preferential attachment rule (2). When $\alpha_A \gg 1$ the sites tends to connect to close neighbours, whereas $\alpha_A \simeq 0$ tends to generate distant connections all over the network. Notice that, while the network size increases up to N nodes, the variables k_i and ε_i (number of links and *total energy* of the i -th node; $i = 1, 2, 3, \dots, N$) also increase in time (see Fig. 1 for a sample of the ever growing network).

If we consider the particular case $P(w) = \delta(w - 1)$, where $\delta(z)$ denotes the Dirac delta distribution, Eq. (2) becomes $\Pi_{ij} \propto k_i/d_{ij}^{\alpha_A}$ ($\alpha_A \geq 0$), thus recovering the usual preferential attachment rule. Consequently, the present model recovers the one in¹⁹⁻²¹ as a particular instance. Note that, if we additionally consider the particular case $\alpha_A = 0$, we recover the standard Barabási-Albert model with $\Pi_i \propto k_i^{5,6}$.

We are considering here the case where w is given by the following stretched-exponential distribution:

$$P(w) = \frac{\eta}{w_0 \Gamma\left(\frac{1}{\eta}\right)} e^{-(w/w_0)^\eta} \quad (w_0 > 0; \eta > 0), \quad (3)$$

which satisfies $\int_0^\infty dw P(w) = 1$. As particular cases of Eq. (3) we have: $\eta = 1$, which corresponds to an exponential distribution, $\eta = 2$, which corresponds to a half-Gaussian distribution, and $\eta \rightarrow \infty$, which corresponds to an uniform distribution within $w \in [0, w_0]$.

Results

Our focus here is to analyse the energy distribution $p(\varepsilon)$ of the $N \gg 1$ network. We have in fact analyzed a large amount of typical cases in the space $(d, \alpha_A, \alpha_G, w_0, \eta)$, and have systematically found the same results for $d = 1, 2, 3$ within the intervals $(\alpha_A/d \in [0, 10]; \alpha_G \in [1, 10]; w_0 \in [0.5, 10]; \eta \in [0.5, 3])$. Similarly to previous works^{16, 19-21}, $p(\varepsilon)$ does not depend on α_G ; also, it does not depend independently on d and α_A , but only, remarkably, on the ratio α_A/d ; $p(\varepsilon)$ also depends on w_0 and η (see Fig. 2(a)-(d)). Because of these features, and without loss of generality, we have once for ever fixed $\alpha_G = 1$, and $d = 2$. The simulations were done for 10^3 realisations of size $N = 10^5$, which was verified to be enough for observing the asymptotic distribution $p(\varepsilon)$ with high precision.

We know that the signature of the Boltzmannian systems is the presence of exponentials and Gaussians distributions. Similarly, the nonextensive systems based on the entropy S_q can be recognised by the emergence of q -exponentials and q -Gaussians distributions. We have here found that, independent of the choice of $(d, \alpha_A, \alpha_G, w_0, \eta)$, the 'energy' distribution $p(\varepsilon)$ associated with the network is *invariably* well fitted by the following q -exponential:

$$p_q(\varepsilon) = \frac{e^{-\beta_q \varepsilon}}{Z_q}, \quad (4)$$

where $p_q(\varepsilon)$ represents the generalisation, within nonextensive statistical mechanics, of the BG energy weight with ε , β_q and Z_q playing respectively the roles of energy, inverse temperature and normalisation factor (see Fig. 3). Note that, when $q \rightarrow 1$, we do recover the standard Boltzmann distribution since $e_1^{-\beta_1 \varepsilon} \equiv e^{-\beta \varepsilon}$. This result exhibits an interesting emergence of correspondence between a random network geometric problem and a particular case within generalised thermostatics. This fact definitively reminds the Kasteleyn-Fortuin theorem³³, which establishes an important isomorphism between the bond-percolation geometric problem and the $q_{Potts} \rightarrow 1$ limit of the q_{Potts} -state Potts ferromagnet.

For all $(d, \alpha_A, \alpha_G, w_0, \eta)$, we found that:

$$q = \begin{cases} \frac{4}{3} & \text{if } 0 \leq \frac{\alpha_A}{d} \leq 1 \\ \frac{1}{3} e^{1-\alpha_A/d} + 1 & \text{if } \frac{\alpha_A}{d} > 1 \end{cases} \quad (5)$$

$$\beta_q = \begin{cases} \beta_{q_0} & \text{if } \leq \frac{\alpha_A}{d} \leq 1 \\ (\beta_{q_0} - \beta_{q_\infty}) e^{2(1-\alpha_A/d)} + \beta_{q_\infty} & \text{if } \frac{\alpha_A}{d} > 1 \end{cases} \quad (6)$$

with $\beta_{q_0} \simeq (-10.81e^{-1.36\eta} + 6.04)/w_0$ and $\beta_{q_\infty} \simeq (-4.81e^{-1.22\eta} + 2.56)/w_0$. As can be seen, q does not depend on (η, w_0) , but only on the scaled variable α_A/d . In contrast, β_q is less universal and depends on all three parameters $(w_0, \eta, \alpha_A/d)$.

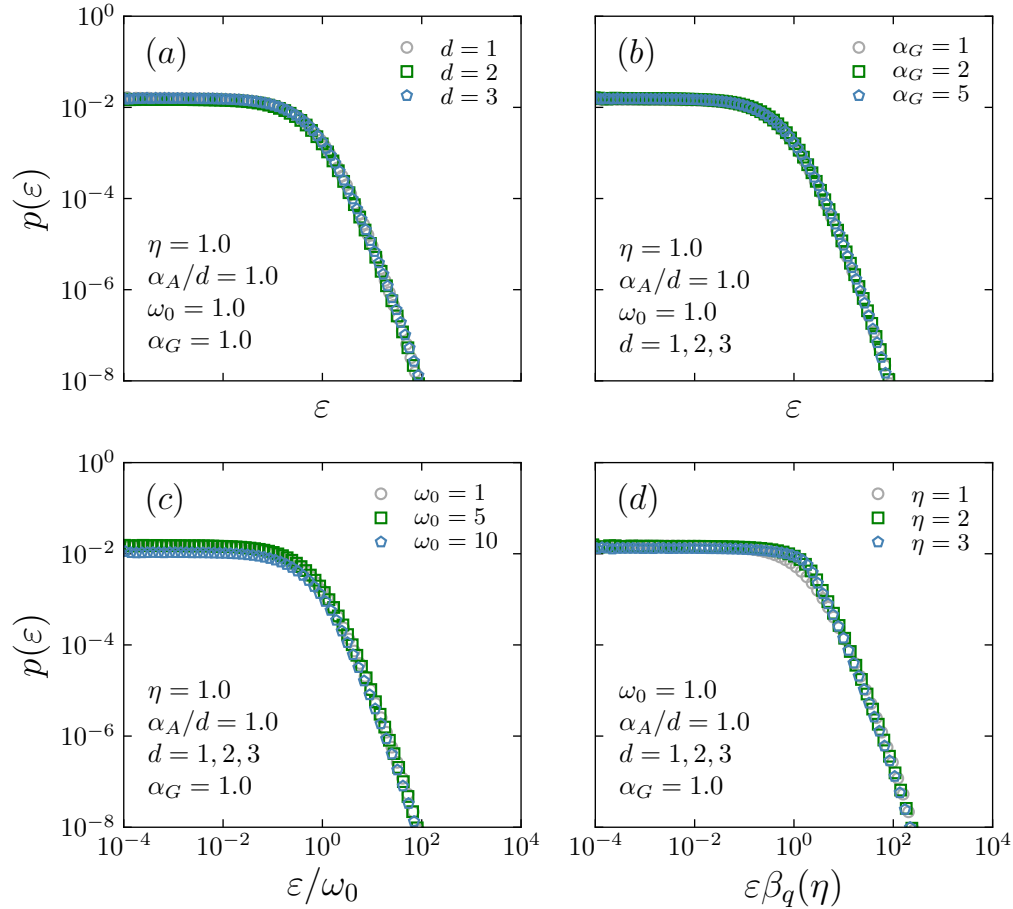


Figure 2. In these plots we show $p(\varepsilon)$ for typical values of d (a), α_G (b), w_0 (c) and η (d). (a) By fixing $(\alpha_G, \eta, w_0, \alpha_A/d) = (1, 1, 1, 1)$ the dimensionality d does not modify $p(\varepsilon)$. (b) By fixing $(\eta, w_0, \alpha_A/d) = (1, 1, 1)$, α_G has no influence on $p(\varepsilon)$. (c) We show that variations of w_0 yield a $p(\varepsilon)$ which remains invariant when expressed in terms of ε/w_0 . (d) We show that for variations of η the curves of $p(\varepsilon)$ versus $\varepsilon\beta_q(\eta)$ collapse once again. For simplicity, the values of the fixed variables were set equal to unity, but the results remain independent from this choice. The numerical precision of all the collapses is verified to be quite impressive. Very tiny discrepancies might be due to the fact that both N and the number of realisations are finite, and/or to high-order metric-topological terms. The simulations were averaged over 10^3 realisations for $N = 10^5$.

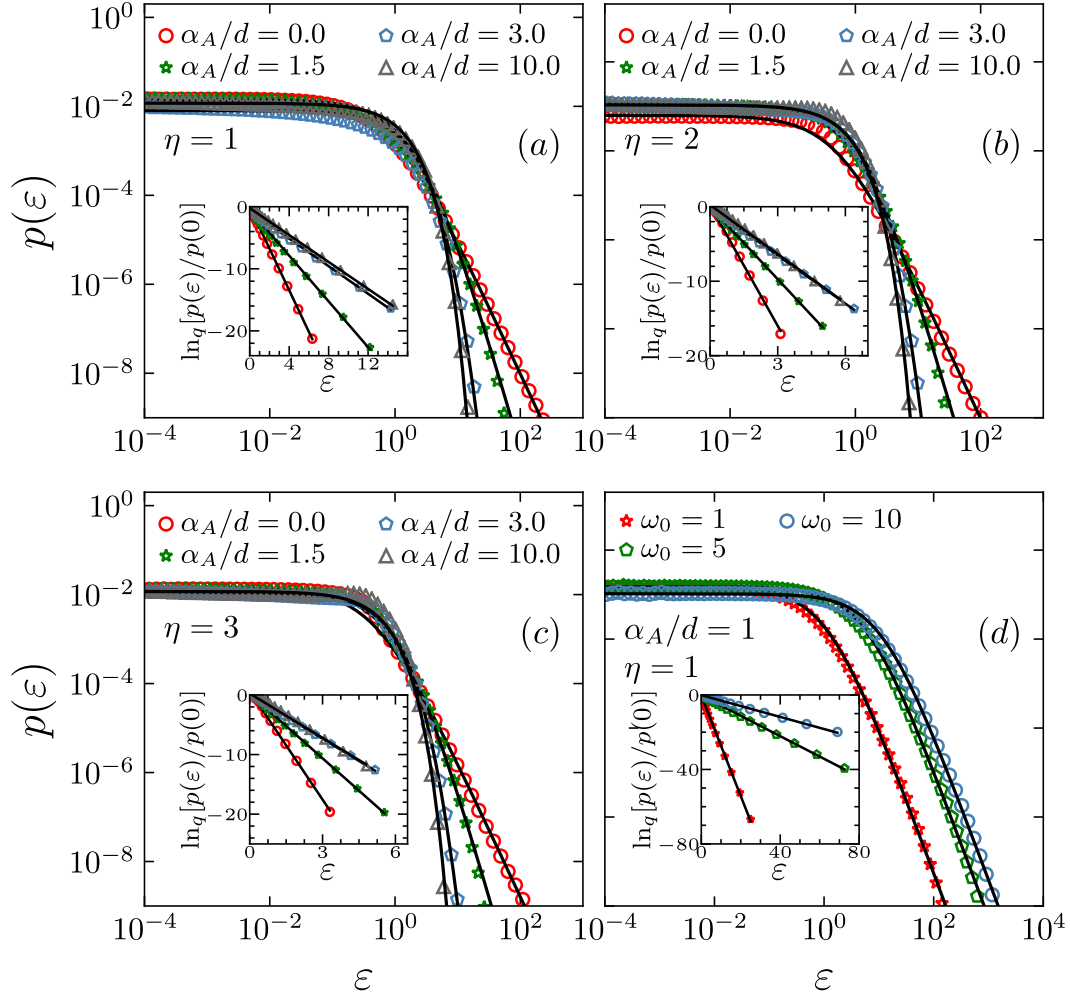


Figure 3. In these plots we show the variations of $p(\varepsilon)$ for fixed values $\eta = 1$ (a), $\eta = 2$ (b) and $\eta = 3$ (c), for $\alpha_A/d = 0, 1.5, 3, 10$. In (d) we show the variations of $p(\varepsilon)$ for fixed values of $(\alpha_A/d, \eta) = (1, 1)$ and $\omega_0 = 1, 5, 10$. In all figures, the black continuous lines are given by Eq. (4) with (q, β_q) given by Eqs. (5, 6) respectively. *Insets:* \ln_q -linear representation of the same data; the slopes of the straight lines precisely yield the corresponding values of $(-\beta_q)$. The simulations were averaged over 10^3 realisations for $N = 10^5$.

In Fig. 4(a,d) we show the numerical results for the index q as function of α_A/d . This result is consistent with^{19,20}, where the behaviour of q characterises the existence of three regimes. As can be seen, q is constant and equal to $4/3$ in the range $0 \leq \alpha_A/d \leq 1$. This interval describes the regime of strong-long-range interactions characterised by the highest value of q . In the interval $1 < \alpha_A/d \lesssim 5$ we have the moderately-long-range interaction regime, characterised by q smaller than $4/3$ but still greater than 1. In this regime q displays no abrupt transition from $4/3$ to 1 but instead it decreases exponentially with α_A/d through the function $e^{1-\alpha_A/d}$ ^{19,20}. This behaviour exhibits that the BG regime was not yet reached. In the last regime, $\alpha_A/d \gtrsim 5$, the Boltzmannian-like regime finally emerges and $q = 1$. Similar results for q were found in¹⁷ for a gas-like network model. In the Fig. 4 (b, c,e) we show similar results for the parameter β_q which equals β_{q_0} in the range $0 \leq \alpha_A/d \leq 1$ and, then, exponentially decreases with α_A/d ; β_q increases with η and decreases with ω_0 . However, if we plot $(\beta_q - \beta_{q_\infty})/(\beta_{q_0} - \beta_{q_\infty})$, all curves collapse as a function of α_A/d . Moreover, we verify in Fig. 4(f) that the effective ‘temperature’ decreases with increasing q . There is no thermodynamical prescription which would impose that. In³⁰, for instance, both possibilities are in fact observed.

Discussion

All these results strongly suggest that the ‘energy’ distribution $p(\varepsilon)$ of the network is given by the very same expression which q -generalises the Boltzmann-Gibbs weight when it is the nonadditive entropy S_q which is optimised. Naturally, since

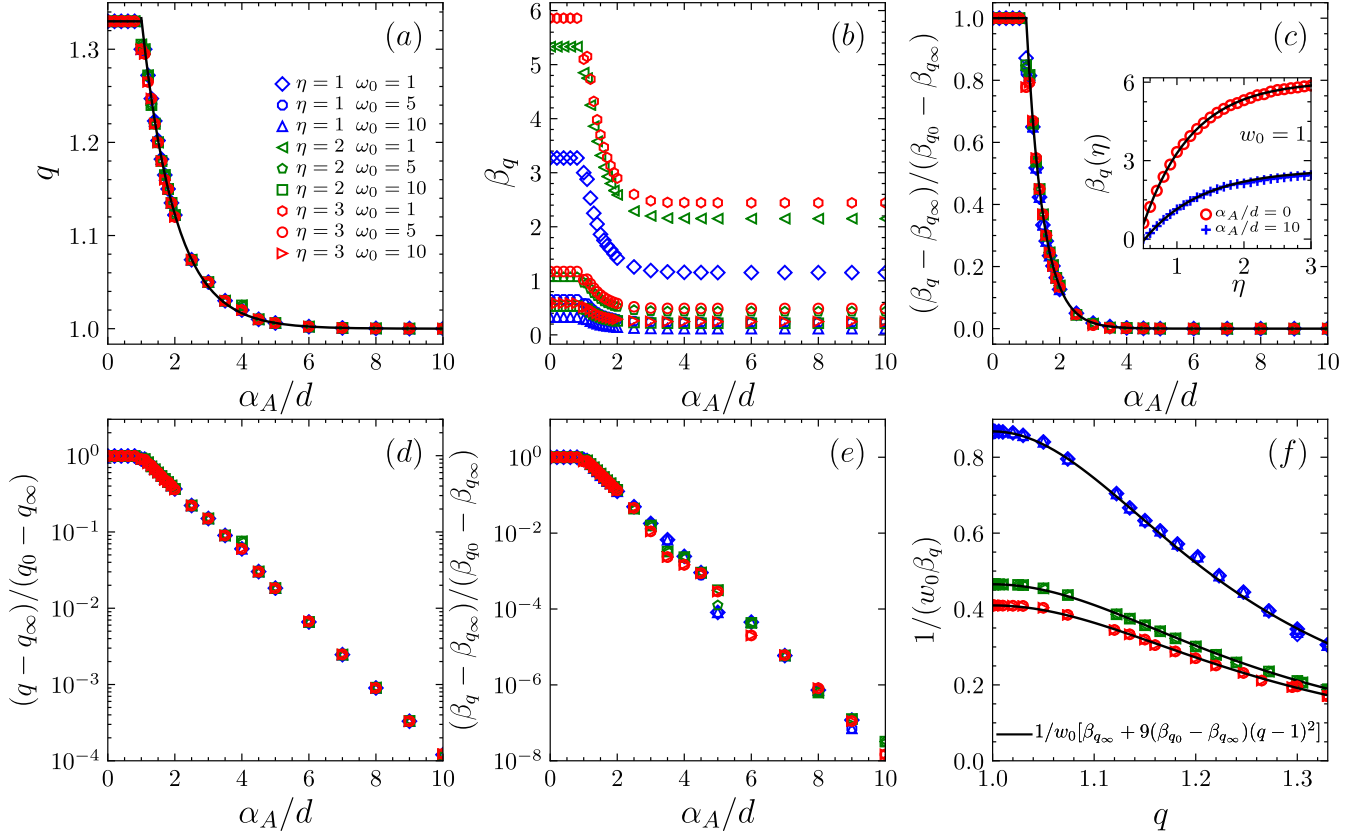


Figure 4. (a) q as a function of α_A/d ; q is constant in the range $0 \leq \alpha_A/d \leq 1$ ($q_0 = 4/3$) and decreases exponentially with α_A/d for $\alpha_A/d > 1$, down to $q_\infty = 1$ (black solid line). (b) β_q as a function of α_A/d for $\eta = 1, 2, 3$ and $w_0 = 1, 5, 10$, for typical values of α_A/d ; β_q increases with η and decreases with w_0 and α_A/d . (c) By plotting $(\beta_q - \beta_{q_\infty})/(\beta_{q_0} - \beta_{q_\infty})$, all curves collapse and exponentially decrease with $\alpha_A/d > 1$ (black straight line). *Inset:* β_{q_0} and β_{q_∞} exponentially vary with η ; β_{q_∞} was estimated by fixing $\alpha_A/d = 10$. In (d) and (e) we present log-linear representations of the same data as in (a) and (c) respectively, exhibiting the exponential dependence of both q and β_q on α_A/d , when $\alpha_A/d \geq 1$. (f) By eliminating the variable α_A/d , we show $1/(w_0\beta_q)$ as functions of q for the same set of data shown in the previous plots; q is related with $1/(w_0\beta_q)$ through the equation $1/w_0[\beta_{q_\infty} + 9(\beta_{q_0} - \beta_{q_\infty})(q - 1)^2]$ that is valid for all values of (w_0, η) . For very large values of α_A/d and the extreme regions $\eta \rightarrow 0$ and $\eta \rightarrow \infty$, the numerical precision needed to attain the stationary-state distribution is too high for our present computational effort and further analysis would be needed, which is out of the present scope.

the present study is numerical, we can not exclude very minor corrections due to high-order metric-topological terms. The BG limit is rapidly reached when $\alpha_A/d \gtrsim 5$. Not less important, q and β_q depend on α_A and d only through the ratio α_A/d ; also, interestingly enough, none of them depends on α_G . The fact that q depends *only* on α_A/d means that this ratio uniquely determines the entropic nonadditivity universality class. The quantity β_q also depends on η and w_0 . Consistently, w_0 , which characterises the width of the stretched-exponential distribution $P(w)$, plays here the same role as T in usual thermal BG problems. This seemingly is the first time that, in a complex network, we identify a parameter which plays the role of an external parameter that we may fix at will, similarly to the manner in which we fix, in BG statistical mechanics, the temperature at which the thermally equilibrated system is placed. In all previous connections with random networks^{16–22}, β_q (sometimes noted $1/\kappa_q$) was univocally related to q . A single value for β_q for a given value of q is analogous to traditional critical points in BG statistics. In our present case, we have, for a fixed value of q , the freedom of making β_q to vary, like T in BG thermal statistics.

The present results strongly support the conjecture of existence of a neat correspondence between geometrical random network (asymptotically) scale-invariant problems and the present specific class of many-body models within nonextensive statistical mechanics, constructed upon nonadditive entropies. This is analogous to the Kasteleyn-Fortuin theorem for the q_{Potts} -state Potts model, whose $q_{\text{Potts}} \rightarrow 1$ limit rigorously corresponds to the bond percolation problem³³, and also to the de Gennes celebrated isomorphism for the n -vector ferromagnetic model, whose $n \rightarrow 0$ limit precisely corresponds to the self-avoiding random walk³⁴, which constitutes a pillar in polymer physics. It is possible to think of a variety of applications of

connections of the present kind, for example the maintaining budgets to be distributed among cities connected within a large regional network of roads. Each city could, for instance, receive a support proportional to the sum of the widths of the roads arriving to it.

Acknowledgements

S. B. acknowledges the Serrapilheira Institute (Grant No. Serra-1708-15763), the Brazilian agencies MCTI and MEC. R.M.O., L.R.S. and C.T. acknowledge partial financial support from CAPES, CNPq and Faperj (Brazilian agencies). We also thank the High Performance Computing Center (NPAD/UFRN) for providing computational resources.

Methods

To calculate the relevant properties of our network model in a statistically relevant way, we used 1000 independent realisations within the standard Monte Carlo method to generate different instances of the our network. The network size was set to be $N = 10^5$. All simulations were obtained through independent codes in C. To generate random numbers from the stretched exponential distribution we used the boost library available in <https://www.boost.org/>. Logarithmic binning was used to generate the histogram of the energies using Python packages of the *numpy* library

References

1. Tsallis, C. Possible generalization of Boltzmann-Gibbs statistics. *J. Stat. Phys.* **52**, 479–487 (1988).
2. Tsallis, C., Gell-Mann, M. & Sato, Y. Asymptotically scale-invariant occupancy of phase space makes the entropy S_q extensive. *Proc. Natl. Acad.* **102(43)**, 15377-15382 (2005).
3. Price, D. J. D. S. Networks of scientific papers. *Science* **149**, 510-515 (1965).
4. Watts, D. J. & Strogatz, S. H. Collective dynamics of “small-world” networks. *Nature* **393**, 440-442 (1998).
5. Barabási, A. L. & Albert, R. Emergence of scaling in random networks. *Science* **286(5439)**, 509-512 (1999).
6. Albert, R. & Barabási, A. L. Statistical mechanics of complex networks, *Rev. Mod. Phys.* **74(1)**, 47 (2002).
7. Newman, M. E. J. The structure and function of complex networks. *SIAM Rev.* **45**, 167-256 (2003).
8. Brito, S., Canabarro, A., Chaves, R. & Cavalcanti, D. Statistical properties of the quantum internet. *Phys. Rev. Lett.* **124(21)**, 210501 (2020).
9. Tilch, G., Ermakova, T. & Fabian, B. A multilayer graph model of the internet topology. *Int. J. Netw. Virtual Organ.* **22(3)**, 219-245 (2020).
10. Goh, K. I. et al. The human disease network. *Proc. Natl. Acad. Sci.* **104(21)**, 8685-8690 (2007).
11. Gomes, M. F. et al. Assessing the international spreading risk associated with the 2014 west African ebola outbreak. *PLoS Curr. Outbreaks* **6**, 1–23 (2014).
12. Mota, N. B., Copelli, M. & Ribeiro, S. Thought disorder measured as random speech structure classifies negative symptoms and schizophrenia diagnosis 6 months in advance. *NPJ Schizophr.* **3(1)**, 18 (2017)
13. Shirado, H. & Christakis, N. A. Locally noisy autonomous agents improve global human coordination in network experiments. *Nature* **545(7654)**, 370-374 (2017).
14. Nagler, J., Levina, A. & Timme, M. Impact of single links in competitive percolation. *Nature Phys.* **7(3)**, 265-270 (2011).
15. Broido, A. D. & Clauset, A. Scale-free networks are rare. *Nature Commun.* **10(1)**, 1-10 (2019).
16. Soares, D. J., Tsallis, C., Mariz, A. M. & da Silva, L. R. Preferential attachment growth model and nonextensive statistical mechanics. *EPL* **70(1)**, 70 (2005).
17. Thurner, S. & Tsallis, C. Nonextensive aspects of self-organized scale-free gas-like networks. *EPL* **72(2)**, 197 (2005).
18. Thurner, S. Nonextensive statistical mechanics and complex scale-free networks. *Europhysics News* **36(6)**, 218-220 (2005).
19. Brito, S., Da Silva, L. R. & Tsallis, C. Role of dimensionality in complex networks. *Sci. Rep.* **6(1)**, 27992 (2016).
20. Brito, S., Nunes, T. C., da Silva, L. R. & Tsallis, C. Scaling properties of d-dimensional complex networks. *Phys. Rev. E* **99(1)**, 012305 (2019).
21. Nunes, T. C., Brito, S., da Silva, L. R. & Tsallis, C. Role of dimensionality in preferential attachment growth in the Bianconi–Barabási model. *J. Stat. Mech.: Theory Exp.* **2017(9)**, 093402 (2017).

22. Cinardi, N., Rapisarda, A. & Tsallis, C. A generalised model for asymptotically-scale-free geographical networks. *J. Stat. Mech.: Theory Exp.* **2020(4)**, 043404 (2020).
23. Cirto, L. J., Rodríguez, A., Nobre, F. D. & Tsallis, C. Validity and failure of the Boltzmann weight. *EPL* **123(3)**, 30003 (2018).
24. Andrade Jr, J. S., da Silva, G. F. T., Moreira, A. A., Nobre, F. D. & Curado, E. M. F. Thermostatistics of overdamped motion of interacting particles. *Phys. Rev. Lett.* **105(26)**, 260601 (2010).
25. Lutz, E. & Renzoni, F. Beyond Boltzmann–Gibbs statistical mechanics in optical lattices. *Nature Phys.* **9(10)**, 615-619 (2013).
26. Combe, G., Richefeu, V., Stasiak, M. & Atman, A. P. Experimental validation of a nonextensive scaling law in confined granular media. *Phys. Rev. Lett.* **115(23)**, 238301 (2015).
27. Wong, C. Y. & Wilk, G. Tsallis fits to p_T spectra and multiple hard scattering in pp collisions at the LHC. *Phys. Rev. D* **87(11)**, 114007 (2013).
28. Yalcin, G. C. & Beck, C. Generalized statistical mechanics of cosmic rays: Application to positron-electron spectral indices. *Sci. Rep.* **8(1)**, 1764 (2018).
29. Smolla, M., Schäfer, B., Lesch, H. & Beck, C. Universal properties of primary and secondary cosmic ray energy spectra. *New J. Phys.* **22**, 093002 (2020).
30. Greco, A. et al. Acoustic emissions in compression of building materials: q-statistics enables the anticipation of the breakdown point. *Eur. Phys. J. Special Topics* **229(5)**, 841-849 (2020).
31. Tsallis, C. & Tirnakli, U. Predicting COVID-19 peaks around the world. *Front. Phys.* **8**, 217 (2020).
32. U. Tirnakli and C. Tsallis, *Epidemiological model with anomalous kinetics - Early stages of the Covid-19 pandemics*, *Frontiers in Physics* (2020), in press.
33. Kasteleyn, P. W. & Fortuin, C. M. Phase transitions in lattice systems with random local properties. *J. Phys. Soc. Japan* **26**, (Suppl.) 11–14 (1969).
34. P.G. de Gennes, *Exponents for the excluded volume problem as derived by the Wilson method*, *Phys. Lett. A*, **38**, 339 (1972).