

DeepHateExplainer: Explainable Hate Speech Detection in Under-resourced Bengali Language

Md. Rezaul Karim
Fraunhofer FIT & RWTH Aachen
University, Aachen, Germany

Sumon Kanti Dey
Noakhali Science and Technology
University, Bangladesh

Tanhim Islam
RWTH Aachen University
Aachen, Germany

Sagor Sarker
Begum Rokeya University
Rangpur, Bangladesh

Mehadi Hasan Menon
Begum Rokeya University
Rangpur, Bangladesh

Kabir Hossain
The University of Alabama
Tuscaloosa, USA

Bharathi Raja Chakravarthi
National University of Ireland,
Galway, Ireland

Md. Azam Hossain
Islamic University of Technology
Gazipur, Bangladesh

Stefan Decker
Fraunhofer FIT & RWTH Aachen
University, Aachen, Germany

ABSTRACT

The exponential growths of social media and micro-blogging sites not only provide platforms for empowering freedom of expressions and individual voices, but also enables people to express anti-social behavior like online harassment, cyberbullying, and hate speech. Numerous works have been proposed to utilize textual data for social and anti-social behavior analysis, by predicting the contexts mostly for highly-resourced languages like English. However, some languages are under-resourced, e.g., South Asian languages like Bengali, that lack computational resources for accurate natural language processing (NLP). In this paper, we propose an explainable approach for hate speech detection from the under-resourced Bengali language, which we called *DeepHateExplainer*. Bengali texts are first comprehensively preprocessed, before classifying them into political, personal, geopolitical, and religious hates using a neural ensemble method of transformer-based neural architectures (i.e., monolingual Bangla BERT-base, multilingual BERT-cased/uncased, and XLM-RoBERTa). Important (most and least) terms are then identified using sensitivity analysis and layer-wise relevance propagation (LRP), before providing human-interpretable explanations¹. Finally, we compute comprehensiveness and sufficiency scores to measure the quality of explanations w.r.t faithfulness. Evaluations against machine learning (linear and tree-based models) and neural networks (i.e., CNN, Bi-LSTM, and Conv-LSTM with word embeddings) baselines yield F1-scores of 78%, 91%, 89%, and 84%, for political, personal, geopolitical, and religious hates, respectively, outperforming both ML and DNN baselines.

KEYWORDS

Hate speech detection, Under-resourced language, Bengali, Multi-modal memes, Embeddings, Transformers, Interpretability.

1 INTRODUCTION

Exponential growths of micro-blogging sites and social media not only empower freedom of expressions and individual voices, but also enables people to express anti-social behavior [1, 2], such as cyberbullying, online rumours, and spreading hatred statements [3,

2]. Abusive speech expressing prejudice towards a certain group is also very common [2], and based on race, religion, and sexual orientation is getting pervasive. United Nations Strategy and Plan of Action on Hate Speech [4] defines hate speech as *any kind of communication in speech, writing or behaviour, that attacks or uses pejorative or discriminatory language regarding a person or a group based on their religion, ethnicity, colour, gender or other identity factors*. Bengali is spoken by 230 million people in Bangladesh and India [5], making it one of the major languages in the world. Although Bengali is a rich language with a lot of diversity, it is severely low-resourced for natural language processing (NLP). This is mainly due to the lack of necessary computational resources such as language models, labelled datasets, and efficient machine learning (ML) methods for various NLP tasks. Similar to other major languages like English, the use of hate speech in Bengali is also getting rampant, which is due to unrestricted access and use of social media and digitalization [6].

Some examples of Bengali hate speech and their respective English translations are shown in fig. 1 that are either directed towards a specific person or entity or generalized towards a group. These examples signify how severe Bengali hateful statements could be. Nevertheless, there is a potential chance that these could lead to serious consequences such as hate crimes [2], regardless of languages, geographic locations, or ethnicity. Automatic identification of hate speech and raising public awareness is a non-trivial task [2]. However, manually reviewing and verifying a large volume of online content is not only time-consuming but also labor-intensive [7]. Further, accurate identification requires automated and robust ML methods. Compared to traditional ML and neural networks (DNNs)-based approaches, state-of-the-art (SotA) language models are becoming increasingly effective. Nevertheless, a serious drawback of many existing approaches is that the outputs can neither be traced back to the inputs, nor it is clear why outputs are transformed in a certain way. This makes even the most efficient language models *black-box* methods. The EU General Data Protection Regulation (GDPR) [8] enforces the *right to explanation*, which prohibits the use of ML for automated decisions unless a clear explanation of the logic used to make each decision is well explained. Therefore, how a prediction is made by an algorithm should be as transparent as possible to users to gain human trust in AI systems.

¹ To foster reproducible research, we make available the data, source codes, models, and notebooks: <https://github.com/rezacsedu/DeepHateExplainer>

Statement	English translation	Context
<ul style="list-style-type: none"> • মালাউনের বাচ্চাদের বাংলাদেশে কোন স্থান নেই। • মুসলমানরা আল কায়েদা, তালেবান এবং জঙ্গি। 	<ul style="list-style-type: none"> • Hindus have no place in Bangladesh. • Muslims are Al-Qaeda, Taliban, and terrorists. 	Religious
<ul style="list-style-type: none"> • কুত্তালীগের বাচ্চারা সন্ত্রাসী আর চেতনা ব্যবসায়ী। • জামাত, শিবির, রাজাকার এই মুহর্তে বাংলা ছাড়। 	<ul style="list-style-type: none"> • Awami League is a terrorist organization and they are conscious businessmen. • Anti-liberation war criminals should be deported from Bangladesh. 	Political
<ul style="list-style-type: none"> • ঘরে ঢুকে মহিলাদের ধর্ষণ করে খুন করে দে। • কুত্তার বাচ্চা তুই ভ্রাগ আর মাগি নিয়েই পড়ে থাক। 	<ul style="list-style-type: none"> • Trespass each house and kill women after raping. • You mother fucker live with drugs and whore. 	Personal
<ul style="list-style-type: none"> • অবৈধ বাংলাদেশিদের অবিলম্বে ঘাড়ে ধাক্কা দিয়ে বিতাড়িত করা হবে। • রেশিয়ানরা বাংলাদেশিদের প্রধান শত্রু। 	<ul style="list-style-type: none"> • Illegal Bangladeshis will be immediately pushed to the neck and be deported. • Indians are the main enemies of Bangladesh. 	Geopolitical

Figure 1: Example hate speech in Bengali, either directed towards a specific person or entity, or generalized towards a group

To mitigate the opaqueness of *black-box* models and inspired by recent successes of transformer language models (e.g., BERT [9], RoBERTa [10], XLNet [11], and ELECTRA [12]), we propose *DeepHateExplainer* - an explainable approach for hate speech detection from *under-resourced* Bengali language. Our approach is based on ensemble of BERT variants, including monolingual Bangla BERT-base [13], m-BERT (cased/uncased), and XLM-RoBERTa. Further, we provide global and local explanations of the predictions in a post-hoc fashion and measures of explanations w.r.t faithfulness.

2 RELATED WORK

Numerous works have been proposed to accurately and reliably identification of hate speech from major languages such as English [1, 7]. Classic methods traditionally rely on manual feature engineering, e.g., support vector machines (SVM), Naïve Bayes (NB), logistic regression (LR), decision trees (DT), random forest (RF), and gradient boosted trees (GBT). On the other hand, DNN-based approaches that learn multilayers of abstract features from raw texts, are primarily based on convolutional (CNN) or long short-term memory (LSTM) networks. These approaches, in comparison with DNN-based methods, are rather incomparable as the efficiency of linear models at dealing with billions of such texts proven less accurate and unscalable. CNN and LSTM are two popular DNN architectures: CNN is an effective feature extractor, whereas LSTM suitable for modelling orderly sequence learning problems. CNN extracts word or character combinations, e.g., n-grams, and LSTM learns long-range word or character dependencies in texts. While each type of network has relative advantages, few works have explored combining both architectures into a single network [14]. Conv-LSTM is a robust architecture to capture long-term dependencies between features extracted by CNN and found more effective than structures solely based on CNN or LSTM, where the class of a word sequence depends on its preceding word sequence.

Accurate identification of hate speech in Bengali is still a challenging task. Only a few restrictive approaches [15, 16, 2] have been proposed so far. Romim et al. [15] prepared a dataset of 30K comments, making it one of the largest datasets for identifying offensive and hateful statements. However, this dataset has several

issues. First, it is very imbalanced as the ratio of hate speech to non-hate speech is 10K:20K. Second, majority of hate statements are very short in terms of length and word count compared to non-hate statements. Third, their approach exhibits a moderate level of effectiveness at identifying offensive or hateful statements, giving an accuracy of 82%. Fourth, their approach is a *black-box* method. Recently, Ismam et al. [16] collected hateful comments from Facebook and annotated 5,126 hateful statements. They classified them into six classes- hate speech, communal attack, inciteful, religious hatred, political comments, and religious comments. Their approach, based on GRU-based DNN, achieved an accuracy of 70.10%.

In a recent approach, Karim et al. [2], provided classification benchmarks for document classification, sentiment analysis, and hate speech detection for the Bengali language. Their approach, by combining fastText embeddings with multichannel Conv-LSTM network architecture, is probably the first work among a few other studies on hate speech detection. Their Conv-LSTM architecture, by combining fastText embeddings, outperformed Word2Vec and GloVe models, since fastText works well with rare words such that even if a word was not seen during the training, it can be broken down into n-grams to get its corresponding embeddings.

All these restrictive approaches are *black-box* methods. On the contrary, interpretable methods put more emphasis on the transparency and traceability of opaque DNN models. With layer-wise relevance propagation (LRP) [17], relevant parts of inputs that caused a result can be highlighted [18]. To mitigate opaqueness and to improve explainability in hate speech identification, Binny et al. [19] proposed ‘HateXplain’ - a benchmark dataset for explainable hate speech detection. They observe that high classification accuracy is not everything, but high explainability is also desired. They measure the explainability of an NLP model w.r.t plausibility and faithfulness that are based on human rationales for training [20]. Inspired by their study and SotA interpretability techniques like sensitivity analysis (SA) [21] and LRP [17], we propose *DeepHateExplainer* - a novel explainable approach to accurate identification of hate speech in the Bengali language.

Bengali texts are first comprehensively preprocessed, before classifying them into political, personal, geopolitical, and religious

hates, by employing an ensemble of different transformer-based neural architectures: monolingual Bangla BERT-base, multilingual BERT (mBERT)-cased/uncased, and XLM-RoBERTa. Then, we identify important terms with SA and LRP to provide human-interpretable explanations, covering both global and local explainability. To evaluate the quality of explanations, we measure two metrics called comprehensiveness and sufficiency. Further, we train several ML (i.e., LR, NB, KNN, SVM, RF, GBT) and DNN (i.e., CNN, Bi-LSTM, and Conv-LSTM with word embeddings) baseline models. To the end, *DeepHateExplainer* focuses on algorithmic transparency and explainability, with the following assumptions:

- A majority voting-based ensemble from a panel of independent NLP expert or linguists provides fairer and trustworthy prediction than a single expert.
- By decomposing the inner logic (e.g., what terms the model put more attention to) of a black-box model with probing and SA, the opaqueness can be reduced.
- By highlighting the most and least important terms, we can generate human-interpretable explanations.

3 DATASETS

We extend the *Bengali Hate Speech Dataset* [2] with additional 5,000 labelled examples. The Bengali Hate Speech Dataset categorizes observations into political, personal, geopolitical, religious, and gender abusive hates. However, based on our empirical study and linguist analysis, we observe that distinguishing personal from gender abusive hate is often not straightforward, as they often semantically overlap. To justify this, let consider example hate statements in fig. 2. These statements (non-Bengali speakers are requested to refer to English translations) express hatred statement towards a person, albeit commonly used words such as খানকির বাচ্চা, শালী, পতিতা, নষ্টা, বেশ্যা, মাগি, খানকি, কুস্তার বাচ্চা (corresponding English terms are the girl of slut, slut, prostitute, fucking bitch, whore, waste, bitch), are directed mostly towards women. We follow a bootstrap approach for data collection, where specific types of texts containing common slurs and terms, either directed towards a specific person or entity or generalized towards a group, are only considered. Texts were collected from Facebook, YouTube comments, and newspapers. We categorize the samples into political, personal, geopolitical, and religious hate. Sample distribution and definition of different types of hates are outlined in table 1.

3.1 Data annotation

Three annotators (a linguist, a native Bengali speaker, and an NLP researcher) participated in the annotation process. Further, to reduce possible bias, unbiased contents are supplied to the annotators and each label was assigned based on a majority voting on the annotator’s independent opinions. To evaluate the quality of the annotations and to ensure the decision based on the criteria of the objective, we measure inter-annotator agreement w.r.t *Cohen’s Kappa* statistic [22]. Let consider n target objects are annotated by $m(\geq 2)$ annotators into one of $k(\geq 2)$ mutually exclusive categories, the proportion of score \bar{p}_j and the kappa \hat{k}_j for category j are computed as follows [22]:

$$\bar{p}_j = \frac{\sum_{i=1}^n x_{ij}}{nm} \quad (1)$$

$$\hat{k}_j = 1 - \frac{\sum_{i=1}^n x_{ij} (m - x_{ij})}{nm(m-1)\bar{p}_j (1 - \bar{p}_j)}, \quad (2)$$

where x_{ij} is possible scores on subject i into category j . The overall kappa \hat{k} is subsequently computed as [22]:

$$\hat{k} = \frac{\sum_{j=1}^k \bar{p}_j (1 - \bar{p}_j) \hat{k}_j}{\sum_{j=1}^k \bar{p}_j (1 - \bar{p}_j)}. \quad (3)$$

Taking into account the personal vs. gender abusive hate consideration, we observed a \hat{k} score of 0.87, which is 3% of improvement over the previous approach by Karim et al. [2].

Table 1: Statistics of the hate speech detection dataset

Hate type	Description	#Examples
Political	Directed towards a political group/party	999
Religious	Directed towards a religion/religious group	1,211
Geopolitical	Directed towards a country/region	2,364
Personal	Directed towards a person	3,513
Total		8,087

4 METHODS

In this section, we discuss our proposed approach in detail, covering word embeddings, network (ML/DNN/transformers) training, explanation generation, and measuring explainability.

4.1 Data preprocessing

We remove HTML markups, links, image titles, special characters, and excessive use of spaces/tabs, before initiating the annotation process. Further, following preprocessing steps are followed before training ML and DNN baseline models:

- **Hashtags normalization:** inspired by positive effects in classification task [23], hastags were normalized.
- **Stemming:** inflected words were reduced to their stem, base or root form.
- **Emojis and duplicates:** all emojis, emoticons, duplicate, and user mentions were removed.
- **Infrequent words:** tokens with a document frequency less than 5 were removed.

However, as research has shown that BERT-based models perform better classification accuracy on uncleaned texts, we did not perform major preprocessing tasks, except for the lightweight preprocessing discussed above.

4.2 Training of ML baseline models

We train LR, SVM, KNN, NB, RF, and GBT ML baselines models², using character n-grams and word uni-grams with TF-IDF weighting. The best hyperparameters are produced through random and with 5-fold cross-validation tests.

² Refer to supplementary materials in section 6 for more details.

Bengali hate statement	English translation
খানকির বাচ্চাদের মৃত্যুদণ্ড দেওয়া ভুল হয়েছে। ওদের সারা জীবন কষ্ট দিয়ে মারা উচিত ছিল।	It was wrong to execute them, the children of the prostitute should have died at the cost of their lives.
প্রভা বাংলাদেশের সবচেয়ে বড় খানকি অভিনেত্রী।	Prova (Bangladeshi actress) is the worst slut in Bangladesh.
তুই একটা নষ্টা খানকির বাচ্চা, বেশ্যা খানা তোর জন্য উপযুক্ত জায়গা।	You're a fucking whore, brothel is the right place for you.
পরীমনি মাগি প্রযোজকদের চুদা খেয়ে রাতারাতি বাড়ি গাড়ির মালিক বনে গেছে।	Porimoni (Bangladeshi actress) becomes owner of houses and cars overnight by giving fuck to producers.
ঋতুপর্ণা একটা অস্থির মাল। মাগীটার বয়স যতো গড়াচ্ছে ওর অভিনয় ও তত নোংরা হচ্ছে।	Rituparna (Indian actress) is a fucking slut. The older this bitch gets, the more dirty her acting becomes.

Figure 2: Example hate statements directed towards a person, but may contextually be directed towards a women

4.3 Neural word embeddings

We train the *fastText* [24] word embedding model on Bengali articles used for the classification benchmark study by Karim et al. [2]. The preprocess reduces vocabulary size due to the colloquial nature of the texts and some degree, addresses the sparsity in the word-based feature representations. We have also tested, by keeping word inflexions, lemmatization, and lower document frequencies. We observe slightly better accuracy using the lemmatization, which is the reason we reported the result based on it. The *fastText* model represents each word as an n -gram of characters, which helps capture the meaning of shorter words and allows the embeddings to understand suffixes and prefixes. Each token is embedded into a 300-dimensional real-valued vector, where each element is the weight for the dimension for the token. Since the annotated hate statements are relatively short, we constrain each sequence to 100 words by truncating longer texts and pad shorter ones with zero values to avoid padding in convolutional layers with many blank vectors for the majority of articles.

4.4 Training of DNN baseline models

We train three DNN baselines: CNN, Bi-LSTM, and Conv-LSTM. Weights of embedding layer for each network is initialized with the embeddings based on the *fastText* embedding model. Embedding layer maps each hate statement into a *sequence* (for LSTM and CNN layers) and transforms into feature representation, which is then flattened and feed into a fully connected softmax layer. Further, we add Gaussian noise and dropout layers to improve model generalization. AdaGrad optimizer is used to learn the model parameters by reducing the categorical-cross-entropy loss. We train each DNN architecture 5 separate times in a 5-fold CV setting, followed by measuring the average macro F1-score on the validation set to choose the best hyperparameters³ using random search.

4.5 Training of transformer-based models

As shown in fig. 3⁴, we train monolingual Bangla BERT-base, mBERT (cased and uncased), and XLM-RoBERTa large models. Bangla-BERT-base⁵ is a pretrained Bengali language model built with BERT-based mask language modelling. RoBERTa [10] is an improved variant of BERT,

which is optimized by setting larger batch sizes, introducing dynamic masking, and training on larger datasets. XLM-RoBERTa [25] is a multilingual model trained on web crawled data. XLM-RoBERTa not only outperformed other transformer models on cross-lingual benchmarks but also performed better on various NLP tasks in a low-resourced language setting.

We shuffle training data for each epoch and apply gradient clipping. We set the initial learning rate to $2e^{-5}$ and employ Adam optimizer with the scheduled learning rate. Pre-trained BERT variants are fine-tuned by setting the maximum input length to 256. We experimented with 2, 3, and 4 layers of multi-head attention, followed by a fully connected softmax layer. As we perform the ensemble of best models to report final predictions (as fig. 4), several experiments with different hyperparameters combinations are carried out (table 2), before saving the best epochs, for each model.

4.6 Generating explanations

We provide global and local explanations in a post-hoc fashion. For the former, a list of most and least relevant words for each class is identified based on linguist analysis. For the global interpretability, feature importance (FI) is computed for model f . For feature x_i in observation $x \in X$ and for each repetition r in $1, 2, \dots, R$, column x_i is randomly shuffled to generate a corrupted version \tilde{X}_{r,x_i} for X . A reference balanced score s_{r,x_i} is then computed for f . Mean importance σ_{x_i} for feature x_i is then computed as:

$$\sigma_{x_i} = s - \frac{1}{R} \sum_{r=1}^R s_{r,x_i}. \quad (4)$$

For the latter, we identify which features in a sample are important for individual prediction. Relevance score (RS) as a measure of importance is computed with SA and relevance conservation LRP [26]. For input vector x , RS R_d is computed for each input dimension d . This is analogous to quantify the relevance of x_d w.r.t to target class c . Then the RS R_d is generated by computing squared partial derivatives as [26]:

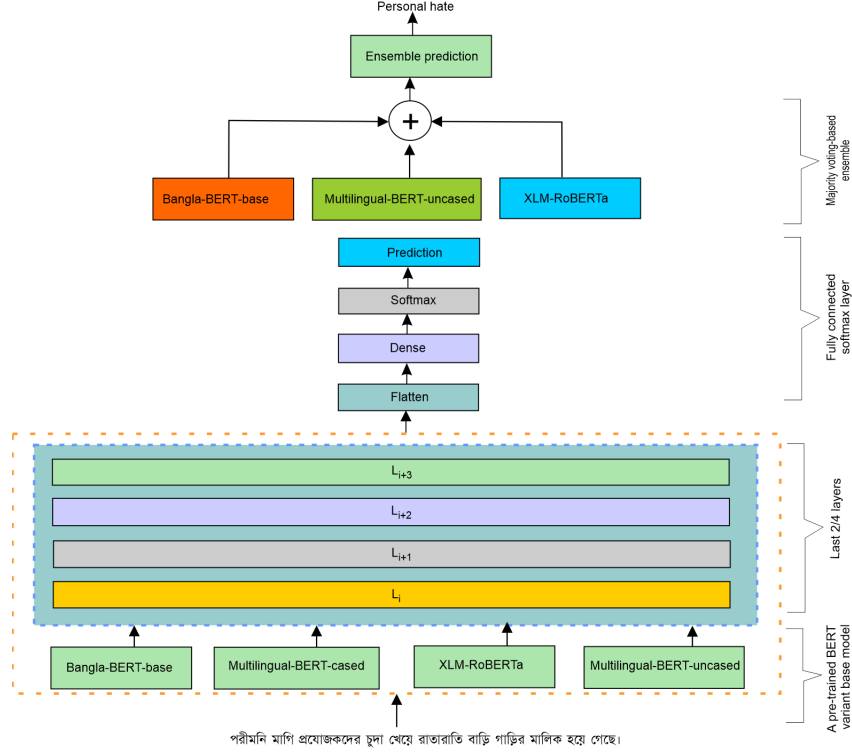
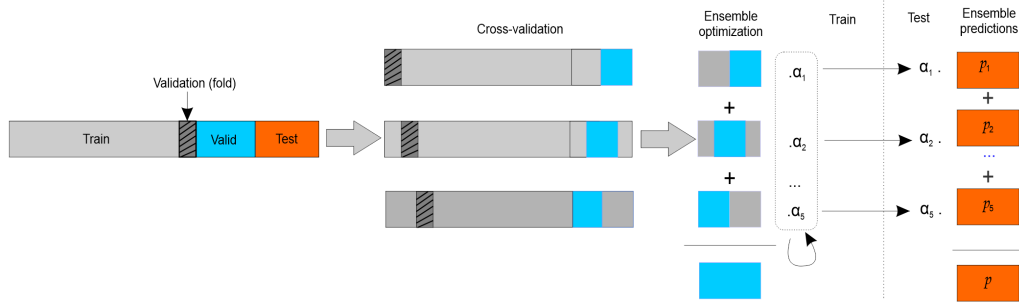
$$R_d = \left(\frac{\partial f_c}{\partial x_d}(x) \right)^2, \quad (5)$$

where f_c is a prediction score function for class c . Total relevances is then computed by summing relevances of all input space dimensions d [26]:

³ Refer to supplementary materials in section 6 for more details. ⁴ English translation: Porimoni becomes the owner of houses and cars overnight after giving fuck to film producers. ⁵ <https://huggingface.co/sagorsarker/bangla-bert-base>

Table 2: Hyperparameter combinations for training BERT variants

Hyperparameter	Bangla-BERT	mBERT cased	mBERT-uncased	XLM-RoBERTa
Learning-rate	3e-5	2e-5	5e-5	2e-5
Epochs	6	6	6	5
Max seq length	128	128	128	128
Dropout	0.3	0.3	0.3	0.3
Batch size	16	16	16	16

**Figure 3: Schematic representation of proposed approach: each of 4 BERT variants is finetuned by adding a fully-connected softmax layer on top and cross-validation based on ensemble optimization, followed by majority voting ensemble****Figure 4: A representation of cross-validation (CV) ensemble optimization process. The final ensemble weights $\alpha_1, \alpha_2, \dots, \alpha_M$ in which M is the number of CV folds used to combine model predictions and evaluate performance on test set**

$$\|\nabla_{\mathbf{x}} f_c(\mathbf{x})\|_2^2. \quad (6)$$

In contrast to SA, LRP is based on the layer-wise relevance conservation principle. LRP redistributes the quantity $f_c(\mathbf{x})$ from output layer to the input layer. The relevance for the output layer neuron is

set to $f_c(x)$ w.r.t to the target class c , by ignoring irrelevant output layer neurons. The layer-wise relevance score for each intermediate lower-layer neuron is computed based on weighted connections. Assuming z_j and z_i are an upper-layer and a lower-layer neuron, respectively, and the value of z_j is already computed in the forward pass as $\sum_i z_i \cdot w_{ij} + b_j$, where w_{ij} and b_j are the weight and bias, the relevance score R_i for the lower-layer neurons z_i is then computed by distributing the relevances onto lower-layer. The relevance propagation $R_{i \leftarrow j}$ from upper-layer neurons z_j to lower-layer neurons z_i is computed as a fraction of the relevance R_j . Subsequently, all the incoming relevance for each lower-layer neuron is summed up as [26]:

$$R_{i \leftarrow j} = \frac{z_i \cdot w_{ij} + \frac{\epsilon \cdot \text{sign}(z_j) + \delta \cdot b_j}{N}}{z_j + \epsilon \cdot \text{sign}(z_j)} \cdot R_j \quad (7)$$

where N is total number of lower-layer neurons connected to z_j , ϵ is a stabilizer, $\text{sign}(z_j) = (1_{z_j \geq 0} - 1_{z_j < 0})$ is the sign of z_j , and δ is a constant multiplicative factor set to 1, to conserve the total relevance of all neurons in the same layer. Finally, R_i is computed as $R_i = \sum_j R_{i \leftarrow j}$ [26].

4.7 Measuring explainability

System causability scale (SCS) [18] is proposed to measure the quality of explanations. SCS is based on the notion of causability and adapted from a usability scale and aims to determine whether and to what extent a user interface is explainable or which explanation process itself is suitable for the intended purpose [18]. Since SCS is based on usability feedback for an explainable interface, it is not suitable for our case. Therefore, we compute faithfulness w.r.t comprehensiveness and sufficiency to measure the quality of explanations based on ERASER [27]. To measure the comprehensiveness, a contrast example \tilde{x}_i is created for each sample x_i , where \tilde{x}_i is calculated by removing predicted rationales r_i from x_i . Let $f(x_i)_c$ be the original prediction probability for model f and for predicted class c . If model f is defined as $f(x_i \setminus r_i)_c$ as the predicted probability of $\tilde{x}_i (= x_i \setminus r_i)$, it is expected that the prediction will be lower on removing the rationales [27]. Comprehensiveness e is then calculated as follows [27]:

$$e = f(x_i)_c - f(x_i \setminus r_i)_c \quad (8)$$

The concept of rationales is proposed by Zaidan et al. [20] in NLP in which human annotators would highlight a span of text that could support their labelling decision, e.g., to justify why a review is positive, an annotator can highlight most important words and phrases that would tell someone to see the movie. To justify why a review is negative, highlight words and phrases that would tell someone not to see the movie. It is found to be useful in downstream NLP tasks like hate speech detection [19], text classification [28]. We conceptualize a similar idea w.r.t *leave-one-feature-out* analysis, where the rationale is computed based on the number of highlighted features divided by the number of features in a test sample. A prediction is considered a match if it overlaps with any of the ground truth rationales $r_i \geq 0.5$. A high value of comprehensiveness implies that the rationales were influential in the prediction. Sufficiency s

that measures the degree to which extracted rationales are adequate for the model f is measured as [27]:

$$s = f(x_i)_c f(r_i)_c \quad (9)$$

5 RESULTS

We discuss experimental results both qualitatively and qualitatively and explain the predictions globally and locally. Besides, we provide a comparative analysis with baselines.

5.1 Experiment setup

Programs were implemented using *scikit-learn*, *Keras*, and *PyTorch* and networks are trained on Nvidia GTX 1050 GPU. Open source implementation of *fastText*⁶ is used to learn embeddings. *SHAP*⁷ and *ELIS*⁸ are used to compute FI. Each model is trained on 80% of data, followed by evaluating the model on 20% held-out data. We report precision, recall, F1-score, and *Matthias correlation coefficient* (MCC). Finally, we perform the ensemble of top-3 models to report the final predictions. We select the best models with *WeightWatcher*⁹ [29]. Using *WeightWatcher*, the models giving the lowest *log-norm* and highest *weighted-alpha* are only considered. This is backed by the fact that a lower *log-norm* signifies better generalization of network weights for unseen examples [29].

5.2 Analysis of hate speech detection

We evaluate 4 variants of BERT models on the held-out test set and report the results¹⁰ in table 3. XML-RoBERTa model turns out to be both best performing and best-fitted model, giving the top F1-score of 87%, which is about 2% to 5% better than other transformer models. On the other hand, the Bangla BERT-base and mBERT-uncased also performed moderately well. Then, based on performance metrics and the lowest *log-norm*, top-3 models were picked using *WeightWatcher* for the ensemble prediction, followed by discarding the mBERT-cased model from the voting ensemble. The highest MCC score of 0.82 is achieved with the ensemble prediction, which is slightly better than that of the XLM-RoBERTa model, giving an MCC score of 0.808. Overall, MCC scores of ≥ 0.77 were observed for each BERT-based model w.r.t Pearson correlation coefficient. This signifies i) that predictions are strongly correlated with ground truths, ii) BERT variants are more effective compared to ML or DNN baseline models.

Confusion matrices in fig. 5 show the breakdown of correct and incorrect classifications for each class, which correspond to ground truths vs. predicted labels. Ensemble prediction boosts the accuracy by at least 1.8% across the classes w.r.t F1-score, compared to top mBERT-cased and XML-RoBERTa models. Nevertheless, misclassification rates for all the classes have reduced significantly and overall 21 observations were correctly classified. This improvement signifies, to large extent, that ensemble prediction is effective at minimizing confusions. Further, as classes are imbalanced, accuracy alone gives a distorted estimation of the performance. Thus, we provide class-specific classification reports in table 4 based on the ensemble prediction. Overall, our approach identifies personal

⁶ <https://radimrehurek.com/gensim/models/fasttext.html>

⁷ <https://github.com/slundberg/shap>

⁸ <https://github.com/eli5-org/eli5>

⁹ <https://github.com/CalculatedContent/WeightWatcher> ¹⁰ Based on hyperparameter combinations in table 2.

Table 3: Performance of hate speech detection

Method	Classifier	Precision	Recall	F1	MCC
ML baselines	LR	0.68	0.68	0.67	0.542
	NB	0.65	0.65	0.64	0.511
	SVM	0.67	0.67	0.66	0.533
	KNN	0.67	0.67	0.66	0.533
	RF	0.69	0.69	0.68	0.561
	GBT	0.71	0.69	0.68	0.571
DNN baselines	CNN	0.74	0.73	0.73	0.651
	Bi-LSTM	0.75	0.75	0.75	0.672
	Conv-LSTM	0.79	0.78	0.78	0.694
BERT variants	Bangla BERT	0.86	0.86	0.86	0.799
	mBERT-cased	0.85	0.85	0.85	0.774
	XML-RoBERTa	0.87	0.87	0.87	0.808
	mBERT-uncased	0.86	0.86	0.86	0.795
	Ensemble*	0.88	0.88	0.88	0.820

Predicted class	Personal	385 33.10%	17 3.7%	9 2.0%	15 3.53%	426 90.38% 9.62%
	Geopolitical	6 3.63%	142 12.19%	5 3.30%	12 4.27%	165 86.06% 13.94%
	Religious	28 12.45%	2 1.15%	185 15.87%	10 4.0%	225 82.23% 17.77%
	Political	50 14.3%	21 6.0%	14 4.0%	265 22.73%	350 75.72% 24.28%
	Support (column)	469 82.10% 17.90%	182 78.02% 21.98%	213 86.85% 13.15%	302 87.75% 22.25%	1166 83.80% 16.20%
		Personal	Geopolitical	Religious	Political	Support (row)
		True class				

(a) For standalone XLM-RoBERTa

Predicted class	Personal	389 33.36%	17 3.7%	9 2.0%	11 2.4%	426 91.31% 8.69%
	Geopolitical	6 3.63%	147 12.61%	5 3.30%	7 4.27%	165 89.00% 11.0%
	Religious	25 11.11%	2 1.15%	189 16.20%	9 4.0%	225 84.00% 16.0%
	Political	42 12.0%	21 6.0%	14 4.0%	273 23.42%	350 78.0% 13.65%
	Support (column)	462 84.20% 15.80%	187 78.61% 21.39%	217 87.10% 12.90%	300 91.00% 9.0%	1166 85.60% 14.40%
		Personal	Geopolitical	Religious	Political	Support (row)
		True class				

(b) For ensemble prediction

Figure 5: Confusion matrices: standalone XLM-RoBERTa vs. ensemble prediction (color code: red, blue, and black indicate misclassification rates, correct classification rates (in %), and count, respectively)**Table 4: Class-wise classification report based on majority voting ensemble of top-3 classifiers**

Hate type	Precision	Recall	F1
Personal	0.91	0.90	0.91
Political	0.82	0.74	0.78
Religious	0.79	0.90	0.84
Geopolitical	0.89	0.89	0.89

hates more accurately compared to other types of hate w.r.t F1-score. Identifying political hate was more challenging (giving an F1-score of 0.78) as political hates contain some terms that are often used to express personal hates.

5.3 Comparison with baselines

Since efficient feature selection can have significant impacts on model performance for ML methods [2], we observe the performance with manual feature selection. Forests of trees concept¹¹ is employed to compute impurity-based FI. Each model is then trained by discarding irrelevant features. The feature selection helped SVM, KNN, RF, and GBT models improve their accuracy. GBT model performs the best among all ML baseline models, giving an MCC score of 0.571, albeit F1-scores for both RF and GBT are equal. RF model performs reasonably well, giving an F1-score of 68%. Contrarily, performance for SVM, LR, and NB degraded significantly. LR model is not resilient to class discriminating features that could be lost during the feature selection, perhaps the conditional independence

¹¹ Forests of trees concept is a meta-transformer for selecting features w.r.t importance weights.

রাজাকার, মুসলিম, জঙ্গি, মালাউন, জিহাদি, রোহিঙ্গা, পার্কি, রেন্ডিয়া, জামাত, শিবির, যুদ্ধোপরাধী, বেশ্যা, চুদ, গুদ, ধর্ষণ, ফাঁসি, কুস্তালীগ, চেতনাবাজ, হাতুড়িলীগ, শুওরের বাচ্চা, মাগি, হারামি, কুস্তারবাচ্চা, দালাল

Figure 6: Globally most important terms that are used to express hatred statements for all the hate classes

assumption (i.e., features are assumed to be independent when conditioned upon class labels) of NB is not hold. Overall, performance of each ML baseline model was severely poor, making them not suitable for reliable identification of hate statements.

Each DNN baseline model is evaluated by initializing the embedding layer’s weight with fastText embeddings. As observed, each model either outperforms or gives comparable performance to ML baseline models. In particular, Conv-LSTM performs the best among DNN baselines, giving F1 and MCC scores of 0.78 and 0.694, respectively, which is about 4 to 5% better than Bi-LSTM (the second-best DNN baseline) and GBT (the best ML baseline) models, respectively; while F1-scores for CNN and Bi-LSTM reached to 0.73 and 0.75, making them comparable to GBT and RF models. DNN baseline models also performed poorly compared to transformer-based models (ref. table 3), eventhough the fastText embedding model could have captured the word-level semantics sufficiently.

5.4 Explaining hate speech detection

We provide both local and global explanations for hate speech identification. For the former, we highlight globally important terms. Figure 6 shows most frequently used terms expressing hatred statements (English terms: Rajakar, war criminals, Muslim, militant, Hindu, Jihadi¹², Rohingya¹³, Pakistanis, Indians, Bangladesh Jamaat-e-Islami¹⁴, war criminals, whore, fuck, ass, rape, execution, Kutta League¹⁵, consciousness¹⁶, Hammer League¹⁷, son of a pig, slut, bastard, son of a bitch, broker¹⁸). These findings are further validated with the linguistic analysis, outlining the semantic meaning and relevance of these words. The most and least SA- and LRP-relevant word lists for each class are shown in fig. 8 and fig. 7, respectively that are used to express hatred statements.

Local explanations for individual samples are provided by highlighting the most important terms. We provide class-wise example heat maps based on SA and LRP-based relevances in fig. 9 exposing different types of hates, where the colour intensity is normalized to the maximum relevance per hate statement. To quantitatively validate the word-level relevances for local explainability, we perform the leave-one-out experiment – we aim to improve the greedy backward elimination algorithm by preserving more interactions among terms. First, we randomly select a sample hate statement (e.g., same as fig. 9b) in the test set. Then, we generate prediction probabilities for all the classes, followed by explaining word-level relevance for the two highest probable classes.

Let consider the example in fig. 10: words on the right side are positive, while words on the left are negative. Words like জাতি, দখলে, and হিন্দু (race, Occupy, and Hindu in English, respectively) are positive for religious class, albeit the most significant word জাতি (race in English) is negative for personal hate category (where words বাচ্চারা and হারামজাদা (son of a bitch and bastard in English) are more important). Word জাতি has the highest positive score of 0.27 for class religious. Our model predicts this as a religious hate statement too, with the probability of 59%. However, if we remove word জাতি from the text, we would expect the model to predict the label religious with a probability of 32% (i.e., 59% – 27%). Word জাতি is negative for personal hate category, albeit words বাচ্চারা and হারামজাদা have positive scores of 0.23 and 0.17 for the class personal. These identified words not only reveals the relevance of important terms for classifier’s decision, but also signify that removing most relevant terms will impact the final decision, accordingly to their relevance value.

5.5 Measure of explainability

For measuring the explainability, only top models (ML, DNN, and BERT variants) are considered based on the results we analyzed in section 5.2 and section 5.3. Results of the faithfulness in terms of comprehensiveness and sufficiency are shown in table 5. As shown, XML-RoBERTa attained the highest comprehensiveness and sufficiency scores, outperforming other standalone models. Overall, BERT variants not only attained higher scores but also consistently outperforms other models such as GBT and Conv-LSTM baselines. Further, our study outlines two additional observations:

- (1) GBT model shows both higher comprehensiveness and sufficiency compared to Conv-LSTM model, albeit the latter outperformed the former in classification task w.r.t classification metrics.
- (2) As for BERT variants, Bangla BERT and mBERT-cased generate the least faithful explanations.

Table 5: Measure of explainability

Classifier	Comprehensiveness	Sufficiency
GBT	0.79	0.25
Conv-LSTM	0.73	0.15
Bangla BERT	0.78	0.25
XML-RoBERTa	0.84	0.44
mBERT-uncased	0.81	0.35
mBERT-cased	0.76	0.28

This signifies that a model that attains the best scores w.r.t metrics, may not perform well in terms of faithfulness explainability metrics. Based on this observation, it would not be unfair to say that a model’s performance metric alone is not enough as models with slightly lower performance, but much higher scores for

¹² Term to accuse Muslims to be terrorist in India, Pakistan, and Bangladesh. ¹³ People who fled from genocide and ethnic cleansing by the Myanmar army and got asylum in Bangladesh. ¹⁴ Islamist political party in Bangladesh. ¹⁵ Hatred term for student organization of Bangladesh Awami League, where Kutta means dogs. ¹⁶ The hatred form for Bangladesh Awami League, whose political agenda is backed by liberation war. ¹⁷ The hatred term of the student league - the official student organization of Bangladesh Awami League, who are suspects of killing many oppositions and innocent people with a hammer and hock-stick. ¹⁸ Supporters of Bangladesh Awami League are called brokers of India, while supporters of Bangladesh Nationalist Party and Bangladesh Jamaat-e-Islami are called brokers of Pakistan.

Class	Relevance	Bengali terms	English translation
Religious	Most relevant	ইসলাম, মালাউন, হিন্দু, মুসলিম, জঙ্গি, ছজুর, মসজিদ, মন্দির, মালু, মূর্তিপূজা, মাদ্রাসা, আরব, তেঁতুল ছজুর, জিহাদি, কোরআন, খলিফা, হুর, জাহান্নাম, নরক, বাইবেল, শিবির, জামাত।	Islam, Malaun, Hindu, militant, Lord, mosque, temple, Malu, idolatry, madrasa, Arab, Tantul Huzur, Jihadi, Quran, Caliph, Whore, Hell, Abyss, Bible, Shibir, Jamaat.
	Least relevant	বিবি, সহবস্থান, দুর্গাপূজা, কালীপূজা, ঈদ, তারাবি, রোজা, হজ্জ, নামাজ।	Wife, coexistence, Durga Puja (main religious festival of Hindus in Bangladesh and West Bengal, India), Kali Puja (the second main religious festival of Hindus in Bangladesh), Eid, Tarabi (prayers performed by Muslim at night during Ramadan), fasting, Hajj (pilgrim by Muslim), prayers.
Personal	Most relevant	শুওরের বাচ্চা, মাগি, হারামি, কুস্তারবাচ্চা, তেঁতুল ছজুর, খানকি, মুরগীকবির, পতিতা, বেশ্যা, শালী, ফাঁসি, রোহিঙ্গা, ভোদায়, মৃত্যুদণ্ড, নষ্টা, দালাল, জাফরখাঁড়, সুদখোর, রাজাকার, চেতনাবাজ, গুম, খুন, জঙ্গি, চুদ, ধর্ষণ।	Swine, prostitute, bastard, young dog, Tamarind lord, whore, Chicken Kabir (the hatred name of activist Shahriar Kabir who is known as a chicken supplier to Pakistan army during the liberation war in 1971), prostitute, whore, usurer, death by execution, Rohingya, vagina, death penalty, slut, broker, Jafar bull (the hatred name of famous writer Professor Jafar Iqbal in Bangladesh), usurer, Razakar, conscious, kidnapping, murder, militant, fuck, rapist.
	Least relevant	মানুষ, কলঙ্ক, তালেবান, মহিলা, মেয়েরা, পিতা, সন্তান, আমানত, ব্যাঙ্ক, টাকা, ডাকাত, চোর, বাটপার, ইসলামী ব্যাংক।	Human, stigma, Taliban, female, girls, father, children, deposits, banks, money, robbers, thieves, cheater, Islami bank.
Geopolitical	Most relevant	পাকিস্তান, ভারত, রেন্ডিয়া, বাংলাদেশ, মিয়ানমার, রোহিঙ্গা, ব্রিটিশ, আমেরিকান, ফিলিস্তিন, কলকাতা, ট্রাম্প, ঢাকাইয়া, ফাকিস্তান, ইসরাইল, টার্কি, আমিরাত, আরব, কাংলাদেশ, পাকি, মোদি, বিজেপি, ইন্ডিয়া, ইরাক।	Pakistan, India, Rendia (hatred form of India by Bangladeshis), Bangladesh, Myanmar, Rohingya, British, American, Palestine, Kolkata, Trump, Dhaka, Pakistan, Israel, Turkey, UAE, Arab, Kangladesh (hatred form of Bangladesh by Indians), Paki (the hatred form for Pakistanis), Modi, BJP, India, Iraq.
	Least relevant	ট্রানজিট, ফারাক্কা, চীন, হাসিনা, সীমান্ত, সুন্দরবন, কাশ্মীর, বিএসএফ।	Transit, Farakka, China, Hasina, border, Sundarbans (largest mangrove forest in Bangladesh and India), Kashmir, BSF.
Political	Most relevant	কুস্তালীগ, রাজাকার, চেতনাবাজ, হাতুড়িলীগ, পুলিশলীগ, কাদের, তারেকজিয়া, খালেদা, জামাত, শিবির, যুদ্ধোপরাধী, ফাঁসি, নিজামী, হেফাজতে ইসলাম, কাউয়া কাদের, ইলেকশন, নির্বাচন।	Ke, Quader (the hatred name of politician Obaidul Quader of Bangladesh Awami League), Tareq Zia, Khaleda, Jamaat, Shibir, war criminals, execution, Nizami, Hefazat-e-Islam, Kawa Kader, election, selection, Kutta League, Razakar, consciousness, Haturi league, police league.
	Least relevant	উন্নয়ন, আর্থ সামাজিক, নিরাপত্তা, ভোটখিকার, ট্রেন, শহর, গ্রাম, র্যাব, মুক্তিযোদ্ধা, বাংলা, ষড়যন্ত্র, সন্ত্রাসী, মিটিং, মিছিল, রাষ্ট্র, প্রদেশ, অবস্থা, সরকার, দশা, শাসন, পরিচালনা, নিয়ন্ত্রণ, আধিপত্য।	Development, socio-economic, security, franchise, train, city, village, RAB, freedom fighter, Bengali, conspiracy, terrorist, meeting, procession, state, province, status, government, phase, governance, management, control, dominance.

Figure 7: Globally most important terms used to express hatred statements for each hate class & their relevance interpretation

faithfulness might be preferred for sensitive use cases such as hate speech detection at hand.

6 CONCLUSION

We proposed *DeepHateExplainer* - an explainable approach for hate speech detection for under-resourced Bengali language. Based on ensemble prediction, *DeepHateExplainer* can detect different types of hates with an F1-score of 88%, outperforming ML and DNN baselines. Our study suggests that: i) feature selection can have non-trivial impacts on learning capabilities of ML and DNN models, ii) even if a standalone ML and DNN baseline model does not perform well, the ensemble of several models may still outperform individual models. Overall contributions of our approach are 4-folds:

- (1) We prepared the largest hate speech detection dataset to date for the Bengali language.
- (2) To the best of our knowledge, we are the first batch of researchers to employ neural transformer-based language models for hate speech detection for Bengali.

- (3) We prepared several computational resources, such as annotated dataset, language models, source codes, and interpretability techniques that will further advance the NLP research for under-resourced Bengali language.
- (4) We improved both local and global explainability and algorithmic transparency of *black-box* models by mitigating their opaqueness.

Our approach has several potential limitations too. First, we had a limited amount of labelled data at hand during the training. Therefore, it would be unfair to claim that we could rule out the chance of overfitting. Secondly, we applied SA and LRP on a DNN baseline model (i.e., Conv-LSTM), albeit it would be more reasonable to do the same on the best performing standalone XLM-RoBERTa model. In future, we want to overcome these limitations by extending the datasets with a substantial amount of samples and applying SA and LRP on the XLM-RoBERTa model. Besides, we want to focus on other interesting areas such as named entity recognition, part-of-speech tagging, sense disambiguation, and question answering for the Bengali language.

Religious: top features		Geopolitical: top features		Political: top features		Personal: top features	
Weight	Feature	Weight	Feature	Weight	Feature	Weight	Feature
+1.991	হিন্দু	+1.702	পাকিস্তান	+2.016	কুত্তালীগ	+1.193	শুওরেরবাচ্চা
+1.925	জাঙ্গি	+0.825	ভারত	+1.951	রাজাকার	+1.030	মাগি
+1.834	হুজুর	+0.798	রেস্তিয়া	+1.758	চেতনাবাজে	+1.021	হারামি
+1.813	মসজিদ	+0.786	বাংলাদেশ	+1.697	হাতুড়িলীগ	+0.946	কুত্তারবাচ্চা
+1.697	মন্দির	+0.779	মিয়ানমার	+1.655	পুলিশলীগ	+0.899	তেতুলহুজুর
+1.696	মুর্তিপূজা	+0.773	রোহিঙ্গা	+1.522	তারেকজিয়া	+0.797	খানকি
+1.617	মাদ্রাসা	+0.729	ব্রিটিশ	+1.518	খালেদা	+0.700	মুরগীকবির
+1.594	আরব	+0.724	আমেরিকান	+1.516	জামাত	+0.640	ফাঁসি
+1.497	তেতুলহুজুর	+0.724	ফিলিস্তিন	+1.420	শিবির	+0.550	রোহিঙ্গা
+1.488	জিহাদি	+0.610	কলকাতা	+1.320	যুদ্ধোপারধী	+0.520	ভোদায়
+1.389	কোরআন	+0.550	দ্রুপ	+1.220	ফাঁসি	+0.530	মৃত্যুদণ্ড
+1.390	খলিফা	+0.430	ফাকিস্তান	+1.219	নিজামী	+0.320	দালাল
+1.380	জাহান্নাম	+0.420	ইসরাইল	+1.215	হেফাজতেইসলাম	+0.420	জাফরখাঁড়ি
+1.260	নরক	+0.420	কাংলাদেশ	+1.115	কাউয়াকদের	+0.214	সুদখোর
+1.242	শিবির	+0.410	পাকি	+1.112	ইনু	+0.150	রাজাকার
+1.213	জামাত	+0.420	মোদী	+1.009	ইলেকশন	+0.100	চেতনাবাজে
...1074 more positive ...		+0.410	বিজেপি	+1.008	নির্বাচন	+0.020	গুম
...15605 more negative ...		+0.320	ইন্ডিয়া	+1.007	ভোট	+0.010	জুফি
-1.686	বিবি	...11710 more positive11007 more positive11122 more positive ...	
-10.453	সহবস্থান	...14069 more negative10772 more negative22657 more negative ...	
-10.455	দুর্গাপূজা	-1.379	ট্রানজিট	-1.379	মিছিল	-0.852	মানুষ
-10.550	কালাপূজা	-1.200	ফারাক্কা	-1.200	রাষ্ট্র	-0.894	কলঙ্ক
-10.600	ঈদ	-1.191	সীমান্ত	-1.191	সরকার	-1.181	মহিলা
-10.770	তারাবি	-1.100	সুন্দরবন	-1.100	পরিচালনা	-1.243	মেয়েরা
-10.640	রোজা	-1.090	কাশ্মীর	-1.090	নিয়ন্ত্রণ	-1.242	সন্তান
-10.550	হজ্জ	-1.045	বিএসএফ	-1.045	উন্নয়ন	-1.241	আমানত
-10.340	নামাজ			-1.033	নিরাপত্তা	-1.230	ব্যাঙ্ক
				-0.976		-1.221	

Figure 8: Global feature importance, highlighting important terms per class

Input text: আপনারা ভক্তামি করেন আপনারা মুখে নাম নিলে পাপ । রাজাকার আওয়ামী লীগ । সুস্থ নির্বাচন দেন তারপর দেখেন	Input text: পড়িয়ে হত্যা । মুসলিমদের ঘর বাড়ি আজও দখলে । মুসলিম জবাই হত্যা । বড় হারামজাদা জাতি হিন্দু মালাউনের বাচ্চারা ।
SA heatmap: আপনারা ভক্তামি করেন আপনারা মুখে নাম নিলে পাপ । রাজাকার আওয়ামী লীগ । সুস্থ নির্বাচন দেন তারপর দেখেন	SA heatmap: পড়িয়ে হত্যা । মুসলিমদের ঘর বাড়ি আজও দখলে । মুসলিম জবাই হত্যা । বড় হারামজাদা জাতি হিন্দু মালাউনের বাচ্চারা ।
GI heatmap: আপনারা ভক্তামি করেন আপনারা মুখে নাম নিলে পাপ । রাজাকার আওয়ামী লীগ । সুস্থ নির্বাচন দেন তারপর দেখেন	GI heatmap: পড়িয়ে হত্যা । মুসলিমদের ঘর বাড়ি আজও দখলে । মুসলিম জবাই হত্যা । বড় হারামজাদা জাতি হিন্দু মালাউনের বাচ্চারা ।
(a) Political hate	
Input text: টিক নাই দুধ দেখলে মনে হয় শুধু গুয়া মারছে না দুধে শুনা তরে এক হাত দন দিয়া গুয়া মারলে তখন	Input text: ভারত আছে শুধু শুধু ফি ট্রানজিট ফি বন্দর সুবিধা ফি ব্যান্ডউইথ নিতে। বিপদের বন্ধু চীন পাশে দাঁড়িয়েছে। ধন্যবাদ শি ও শেষ হাসিনা
SA heatmap: টিক নাই দুধ দেখলে মনে হয় শুধু গুয়া মারছে না দুধে শুনা তরে এক হাত দন দিয়া গুয়া মারলে তখন	SA heatmap: ভারত আছে শুধু শুধু ফি ট্রানজিট ফি সুবিধা ফি নিতে বিপদের বন্ধু চীন পাশে দাঁড়িয়েছে ধন্যবাদ শি ও শেষ হাসিনা
GI heatmap: টিক নাই দুধ দেখলে মনে হয় শুধু গুয়া মারছে না দুধে শুনা তরে এক হাত দন দিয়া গুয়া মারলে তখন	GI heatmap: ভারত আছে শুধু শুধু ফি ট্রানজিট ফি সুবিধা ফি নিতে বিপদের বন্ধু চীন পাশে দাঁড়িয়েছে ধন্যবাদ শি ও শেষ হাসিনা
(b) Religious hate	
(c) Personal hate	
(d) Geopolitical hate	

Figure 9: Example heat maps for for different types of hate, highlighting relevant terms

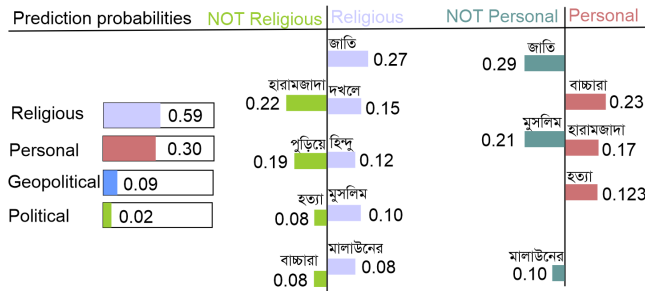


Figure 10: Word-level relevance test using leave-one-out test

REFERENCES

- [1] Mai Sherief, Vivek Kulkarni, and Elizabeth Belding. 2018. Hate lingo: a target-based linguistic analysis of hate speech in social media. In *12th AAAI Conference on Web and Social Media*.
- [2] Md Rezaul Karim, Bharathi Raja Chakravarthi, John P McCrae, and Michael Cochez. 2020. Classification benchmarks for under-resourced Bengali language based on multichannel convolutional-LSTM network. In *2020 IEEE 7th International Conference on Data Science and Advanced Analytics (DSAA)*. IEEE, 390–399.
- [3] Manoel Horta Ribeiro, Pedro H Calais, Virgílio AF Almeida, and Wagner Meira Jr. 2018. Characterizing and detecting hateful users on Twitter. In *12th AAAI conference on web and social media*.
- [4] A Guterres. 2019. United nations strategy and plan of action on hate speech. Taken from: <https://www.un.org/en/genocideprevention/documents/20Strategy>.
- [5] MS Islam. 2009. Research on Bangla language processing in Bangladesh: progress and challenges. In *8th International Language and Development Conference*, 23–25.
- [6] Ziqi Zhang, David Robinson, and Jonathan Tepper. 2018. Detecting hate speech on Twitter using a convolution-GRU based neural network. In *ESWC*. Springer, 745–760.
- [7] R. Izsák. 2015. Hate speech and incitement to hatred against minorities in the media. *UN Human Rights Council, A/HRC/28/64*.
- [8] Margot E Kaminski. 2019. The right to explanation, explained. *Berkeley Tech. LJ*, 34, 189.

- [9] Jacob Devlin, Ming-Wei Chang, Kenton Lee, and Kristina Toutanova. 2018. BERT: pre-training of deep bidirectional transformers for language understanding. *arXiv:1810.04805*.
- [10] Yinhan Liu, Myle Ott, Naman Goyal, Mike Lewis, Luke Zettlemoyer, and Veselin Stoyanov. 2019. RoBERTa: a robustly optimized BERT pretraining approach. *arXiv:1907.11692*.
- [11] Zhilin Yang, Zihang Dai, Yiming Yang, Jaime Carbonell, Russ R Salakhutdinov, and Quoc V Le. 2019. XLNET: generalized autoregressive pretraining for language understanding. In *Advances in neural information processing systems*, 5753–5763.
- [12] Kevin Clark, Minh-Thang Luong, Quoc V Le, and Christopher D Manning. 2020. Electra: pre-training text encoders as discriminators rather than generators. *arXiv:2003.10555*.
- [13] Sagor Sarker. 2020. Bangla-BERT: Bengali mask language model for Bengali language understanding. (2020). <https://github.com/sagorbrur/bangla-bert>.
- [14] Joni Salminen, Hind Almerikhi, Milica Milenkovic, and Jung. 2018. Anatomy of online hate: developing a taxonomy and ml models for identifying and classifying hate in online news media. In *ICWSM*, 330–339.
- [15] Nauros Romim, Mosahed Ahmed, Hriteshwar Talukder, and Md Saiful Islam. 2020. Hate speech detection in the bengali language: a dataset and its baseline evaluation. *arXiv preprint arXiv:2012.09686*.
- [16] Alvi Md Ishmam and Sadia Sharmin. 2019. Hateful speech detection in public facebook pages for the Bengali language. In *2019 18th IEEE International Conference On Machine Learning And Applications (ICMLA)*. IEEE, 555–560.
- [17] Brian Kenji Iwana, Ryohei Kuroki, and Seiichi Uchida. 2019. Explaining convolutional neural networks using softmax gradient layer-wise relevance propagation. *arXiv:1908.04351*.
- [18] Andreas Holzinger, André Carrington, and Heimo Müller. 2020. Measuring the quality of explanations: the system causability scale (SCS). *KI-Künstliche Intelligenz*, 1–6.
- [19] Binny Mathew, Punyajoy Saha, Seid Muhie Yimam, Chris Biemann, Pawan Goyal, and Animesh Mukherjee. 2020. Hatexplain: a benchmark dataset for explainable hate speech detection. *arXiv preprint arXiv:2012.10289*.
- [20] Omar Zaidan, Jason Eisner, and Christine Piatko. 2007. Using annotator rationales to improve machine learning for text categorization. In *Prof. of Human language technologies 2007: The conference of the North American chapter of ACL*, 260–267.
- [21] Andrea Saltelli. 2002. Sensitivity analysis for importance assessment. *Risk analysis*, 22, 3, 579–590.
- [22] Bin Chen, Dennis Zaebst, and Lynn Seel. 2005. A macro to calculate kappa statistics for categorizations by multiple raters. In *Proceeding of the 30th Annual SAS Users Group International Conference*. Citeseer, 155–30.
- [23] Thierry Declerck and Piroska Lendvai. 2015. Processing and normalizing hashtags. In *Proceedings of the International Conference Recent Advances in Natural Language Processing*, 104–109.
- [24] Edouard Grave, Piotr Bojanowski, and Tomas Mikolov. 2018. Learning word vectors for 157 languages. In *Proc. of the International Conference on Language Resources and Evaluation (LREC)*.
- [25] Alexis Conneau, Kartikay Khandelwal, Naman Goyal, Vishrav Chaudhary, Guillaume Wenzek, Francisco Guzmán, Edouard Grave, Myle Ott, Luke Zettlemoyer, and Veselin Stoyanov. 2019. Unsupervised cross-lingual representation learning at scale. *arXiv:1911.02116*.
- [26] Leila Arras, Grégoire Montavon, Klaus-Robert Muller, and Wojciech Samek. 2017. Explaining recurrent neural network predictions in sentiment analysis. *arXiv:1706.07206*.
- [27] Jay DeYoung, Sarthak Jain, Nazneen Fatema Rajani, Eric Lehman, Caiming Xiong, Richard Socher, and Byron C Wallace. 2019. ERASER: a benchmark to evaluate rationalized nlp models. *arXiv preprint arXiv:1911.03429*.
- [28] Elize Herrewijn, Dong Nguyen, Jelte Mense, and Floris Bex. [n. d.] Machine-annotated rationales: faithfully explaining text classification.
- [29] Charles H Martin and Michael W Mahoney. 2019. Traditional and heavy-tailed self regularization in neural network models. *arXiv:1901.08276*.

SUPPLEMENTARY MATERIALS

Here, we provide more detail about baseline ML/DNN and transformer models. Further, to foster reproducibility, we make available the source codes, data, and interactive notebooks¹⁹. This repository will be updated with more reproducible resources, e.g., models, notebooks in the coming weeks.

6.1 Training details for DNN baseline models

The architectural parameters used to train a vanilla CNN, Bi-LSTM, and Conv-LSTM models are listed in table 6, table 7, and table 8, respectively. The BiLSTM model is trained for 500 epochs. The idea is to observe how learning unfolds for each model and how the learning behaviour differs with bidirectional LSTM layers. The placement of bidirectional LSTM layers will create two copies of the hidden layer, one fit in the input sequences as is it, while the second one on a reversed copy of the input sequence. This will make sure that the TimeDistributed layer²⁰ receives 100 (or 300) timesteps of 32 outputs, instead of 10 timesteps of 64 (32 units + 32 units) outputs. That is, the first hidden layer will have 100 memory units, while the output layer will be a fully connected layer that outputs one value per timestep. The softmax activation function is used on the output to predict the types of hate. In other words, the output values from both BiLSTM layers will be concatenated, be fed into a fully connected softmax layer for the classification.

During the training of Conv-LSTM, an LSTM layer treats an input feature space of 100×300 and its embedded feature vector dimension as timesteps, which generates 100 hidden units per timestep. Once the embedding layer passes an input feature space 100 × 300 into a convolutional layer, the input is padded such that the output has the same length as the original input. Then the output of each convolutional layer is passed to the dropout (or Gaussian noise) layer to regularize learning to avoid overfitting. This involves the input feature space into a 100 × 100 representation, which is then

¹⁹ <https://github.com/AwesomeDeepAI/DeepHateExplainer>

²⁰ https://keras.io/api/layers/recurrent_layers/time_distributed/

Table 6: Parameters for CNN model

Parameter name	Parameter value
Embedding dimension	100, 200, 300
Batch size	32, 64
CNN layer 1	64, 128
CNN layer 2	32, 64
Pooling size	2, 3
Dense layer 1	128, 256
Dense layer 2	256, 512
Dropout	0.2, 0.3
Gaussian noise	0.1, 0.2, 0.3, 0.5
Learning rate	0.001, 0.01, 0.1

Table 7: Parameters for Bi-LSTM model

Parameter name	Parameter value
Embedding dimension	100, 200, 300
Batch size	32, 64
Bidirectional LSTM layer 1	32, 64
Bidirectional LSTM layer 2	32, 64
Dense layer 1	128, 256
Dense layer 2	256, 512
Dropout	0.2, 0.3
Gaussian noise	0.1, 0.2, 0.3, 0.5
Learning rate	0.001, 0.01, 0.1

Table 8: Parameters for Conv-LSTM model

Parameter name	Parameter value
Embedding dimension	100, 200, 300
Batch size	32, 64
CNN layer 1	64, 128
CNN layer 2	32, 64
Pooling size	2, 3
LSTM layer 1	32, 64
LSTM layer 2	32, 64
Dense layer 1	128, 256
Dense layer 2	256, 512
Dropout	0.2, 0.3
Gaussian noise	0.1, 0.2, 0.3, 0.5
Learning rate	0.001, 0.01, 0.1

further down-sampled by three different 1D max-pooling layers, each having a pool size of 4 along with the word dimension, each producing an output of shape 25×100 , where each of 25 dimensions can be considered as *extracted features*. Each max-pooling layer follows to *flatten* the output space by taking the highest value in each timestep dimension, which produces a 1×100 vector that forces words that are highly indicative of interest. These vectors are then fed into a fully connected softmax layer to predict the probability distribution over the hate classes.

6.2 Training details for ML baseline models

We train LR, SVM, KNN, NB, RF, and GBT ML baselines models using the scikit-learn library. We apply both character n-grams and word uni-grams with TF-IDF weighting. The best hyperparameters are produced through random and with 5-fold cross-validation tests.

More specifically, fig. 11 listed the hyperparameters considered in a random search setting.

```
SVM_grid = {'kernel': ['linear', 'rbf'],
            'C': [1, 10, 100],
            'gamma': ['scale', 'auto'],
            'degree': [2, 3, 4]}

LR_grid = {'penalty': ['l1', 'l2'],
           'tol': [0.1, 0.01, 0.001],
           'solver': ['lbfgs', 'liblinear'],
           'max_iter': [100, 200, 500, 1000, 5000]}

NB_grid = {'class_prior': [3],
           'fit_prior': ['True', 'False'],
           'alpha': [0.001, 0.01, 0.1, 0.5, 1.0]}

KNN_grid = {'n_neighbors': [2, 3, 4, 5],
            'weights': ['uniform', 'distance'],
            'algorithm': ['auto', 'ball_tree', 'kd_tree'],
            'leaf_size': [5, 10, 15, 20, 25]}

RF_grid = {'n_estimators': [10, 20, 30, 40, 50, 100],
           'criterion': ['gini', 'entropy'],
           'max_depth': [5, 10, 15, 20, 25, 40, 50, 100],
           'max_features': ['auto', 'log2'],
           'class_weight': ['balanced', 'balanced_subsample']}

GBT_grid = {'n_estimators': [10, 20, 30, 40, 50, 100],
            'criterion': ['friedman_mse', 'mse', 'mae'],
            'max_depth': [5, 10, 15, 20, 25, 40, 50, 100],
            'max_features': ['auto', 'log2'],
            'learning_rate': [0.001, 0.01, 0.1],
            'loss': ['deviance', 'exponential'],
            'class_weight': ['balanced', 'balanced_subsample']}
```

Figure 11: Param grids for ML base line models

6.3 Classification results

We enlist evaluation results of each BERT variant and ensemble of top models on the held-out test set. Following class encoding to interpret the class-specific classification reports: i) *personal hate*: class 0, ii) *political hate*: class 1, iii) *religious hate*: class 2, and iv) *geopolitical hate*: class 3. We present the class-wise classification result based on the ensemble prediction, covering each hate category in table 4. Here, we provide the same for each standalone BERT variant:

Accuracy:	0.8625			
Precision:	0.8632826723106086			
Recall:	0.8625			
F1-score:	0.8624422569771956			
MCC:	0.7997196872300161			

Class-wise classification report:				
	precision	recall	f1-score	support
0	0.90	0.89	0.89	524
1	0.81	0.75	0.77	157
2	0.78	0.86	0.82	159
3	0.88	0.88	0.88	360
accuracy			0.86	1200
macro avg	0.84	0.84	0.84	1200
weighted avg	0.86	0.86	0.86	1200

Figure 12: Class-wise classification results based on Bangla-BERT model

```

Accuracy: 0.8466666666666667
Precision: 0.8453902573996248
Recall: 0.8466666666666667
F1-score: 0.8453045673170627
MCC: 0.7747627586951363
-----
Class-wise classification report:

```

	precision	recall	f1-score	support
0	0.87	0.91	0.89	524
1	0.79	0.69	0.73	157
2	0.82	0.84	0.83	159
3	0.85	0.83	0.84	360
accuracy			0.85	1200
macro avg	0.83	0.82	0.82	1200
weighted avg	0.85	0.85	0.85	1200

Figure 13: Class-wise classification results based on BERT-base-multilingual-cased model

```

Accuracy: 0.8591666666666666
Precision: 0.8603051469756884
Recall: 0.8591666666666666
F1-score: 0.8592904908839932
MCC: 0.7952430871914298
-----
Class-wise classification report:

```

	precision	recall	f1-score	support
0	0.90	0.90	0.90	524
1	0.74	0.72	0.73	157
2	0.79	0.88	0.83	159
3	0.89	0.86	0.87	360
accuracy			0.86	1200
macro avg	0.83	0.84	0.83	1200
weighted avg	0.86	0.86	0.86	1200

Figure 14: Class-wise classification results based on BERT-base-multilingual-uncased model

```

Accuracy: 0.8675
Precision: 0.8696318194488171
Recall: 0.8675
F1-score: 0.867557867752591
MCC: 0.8080296942576948
-----
Class-wise classification report:

```

	precision	recall	f1-score	support
0	0.93	0.90	0.91	524
1	0.79	0.72	0.75	157
2	0.77	0.90	0.83	159
3	0.87	0.88	0.87	360
accuracy			0.87	1200
macro avg	0.84	0.85	0.84	1200
weighted avg	0.87	0.87	0.87	1200

Figure 15: Class-wise classification results based on XLM-RoBERTa model

6.4 Explanations

We provide two examples that highlight important terms a DNN model puts more attention to. The example²¹ in fig. 16, shows positive feature importances represent the extent that the word was important towards the classification of the selected label, while negative feature importances represents words that encouraged the model away from the selected label. Either positive, negative

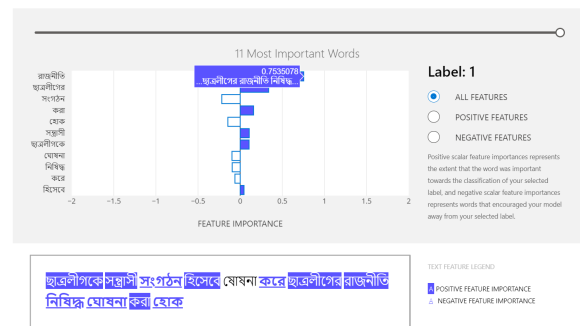


Figure 16: Example-1: identification of political hate, showing most relevant terms

Predicted label: Personal Actual label: Personal
LRP heatmap:

হচ্ছেন ব্যাংক তাই দুজনের স্টিক করেছেন থেকেই ব্যাংক মেয়ে আর মেয়ের তাদের জীবনীটা আর করবেন তাইতো এখন হচ্ছে **১০০%** মিথিলা হচ্ছে

SA heatmap:

হচ্ছেন **১০০%** তাই দুজনে **১০০%** করেছেন **১০০%** মেয়ে আর মেয়ের তাদের জীবনীটা আর করবেন তাইতো এখন **১০০%** মিথিলা হচ্ছে

GI heatmap:

হচ্ছেন **১০০%** তাই দুজনে স্টিক করেছেন থেকেই ব্যাংক **১০০%** মেয়ে আর মেয়ের তাদের জীবনীটা আর করবেন তাইতো এখন **১০০%** মিথিলা হচ্ছে

Figure 17: Example-2: identification of personal hate, showing most relevant terms

or both positive and negative features can be selected, outlining their relative importance. Figure 17 shows an example²² detection of personal hate based on using SA, LRP, and integrated gradients (GI). LRP accurately highlights (deep blue) most relevant words মিথিলা (Bangladeshi actress Mithila), which signify a personal hate.

²¹ https://github.com/AwesomeDeepAI/DeepHateExplainer/blob/main/notebooks/Example_interpreter.ipynb