

Assumption-Learn Analysis of Cluster Randomized Trials in Infectious Diseases for Intent-to-Treat Effects and Network Effects

Chan Park and Hyunseung Kang

Department of Statistics, University of Wisconsin–Madison

Abstract

Cluster randomized trials (CRTs) are a popular design to study the effect of interventions in infectious disease settings. However, standard analysis of CRTs primarily relies on strong parametric methods, usually a Normal mixed effect models to account for the clustering structure, and focus on the overall intent-to-treat (ITT) effect to evaluate effectiveness. The paper presents two assumption-lean methods to analyze two types of effects in CRTs, ITT effects and network effects among well-known compliance groups. For the ITT effects, we study the overall and the heterogeneous ITT effects among the observed covariates where we do not impose parametric models or asymptotic restrictions on cluster size. For the network effects among compliance groups, we propose a new bound-based method that uses pre-treatment covariates, classification algorithms, and a linear program to obtain sharp bounds. A key feature of our method is that the bounds can become narrower as the classification algorithm improves and the method may also be useful for studies of partial identification with instrumental variables. We conclude by reanalyzing a CRT studying the effect of face masks and hand sanitizers on transmission of 2008 interpandemic influenza in Hong Kong.

1 Introduction

1.1 Motivation: Cluster Randomized Trials in Infectious Diseases and the 2008 Interpandemic Influenza in Hong Kong

In infectious diseases, cluster randomized trials (CRTs) are a popular experimental design to study the effect of interventions where an entire cluster of individuals, usually households or villages,

are randomized to treatment or control (Cowling et al., 2009; MacIntyre et al., 2011; Aiello et al., 2012). CRTs are preferred if (i) clusters occur naturally or (ii) the planned intervention is designed to be implemented at the cluster-level or individual-level intervention is practically infeasible. For example, Cowling et al. (2009) ran a CRT to study the effect of giving free face masks and hand sanitizers on controlling the spread of the influenza A or B virus during the 2008 interpandemic influenza period in Hong Kong. The study randomly assigned treatment at the household level where some households received free face masks and hand sanitizers (i.e. the treated group) and other households did not receive them for free (i.e. the control group).

When analyzing data from CRTs in infectious disease settings, investigators primarily use parametric methods, usually a mixed effects model to adjust for pre-treatment covariates and intra-correlations within clusters, and focus on the overall intent-to-treat (ITT) effect, i.e. the population average effect of the cluster-level intervention on the outcome; see Section 2.4 for a formal definition of the overall ITT effect. For example, the Hong Kong study analyzed the overall ITT effect of giving free masks and hand sanitizers on reducing flu cases and adjusted for pre-treatment covariates such as age, sex, and vaccine history using a logistic mixed-effects regression model. Section A.1 of the supplementary materials contain additional examples. While simple, if the parametric models are mis-specified, the results may be misleading. Additionally, studying only the overall ITT effect may hide heterogeneity in the ITT effect in the observed covariates.

Also, individuals may not comply with the cluster-level intervention, potentially inducing meaningful spillover effects. For example, in the Hong Kong study, only 27% to 47% of members in the treated clusters actually chose to use the free masks. These mask users may have protected their peers who, for whatever reason, refused to use them. Or, in CRTs of vaccine studies, some may actually not get vaccinated for various reasons (e.g. immunocompromised, severe side effects). But, their vaccinated peers may protect the unvaccinated individuals in the form of herd immunity. In causal inference, this protection is a type of spillover effect (Hudgens and Halloran, 2008; Tchetgen Tchetgen and VanderWeele, 2012) and Section 2.4 discusses other types of network effects that arise due to noncompliance.

The main theme of this paper is to propose “assumption-lean” methods to analyze these two types of effects, the ITT effects and the network effects induced from noncompliance. That is, we lean towards making less assumptions, even if the effects are not point-identifiable, and the

maintained assumptions are standard or generally plausible in CRTs; see Section 2.3 for the exact assumptions.

1.2 Our Contributions and Prior Work

To study the ITT effects in an assumption-lean manner, we propose a modest extension of non-parametric, regression-esque method based on [Ding et al. \(2019\)](#) that (i) work in CRTs, (ii) are invariant to affine transformations of the outcome and (iii) have desirable asymptotic properties even when both the cluster size and number of clusters are growing. To study the network effects induced by noncompliance, [Kang and Keele \(2018\)](#) showed that point-identification of these effects is generally infeasible in a CRT without strong assumptions. Instead, we follow an assumption-lean approach where we propose a new method to obtain sharp bounds of these effects. At a high level, our new method combines linear programming (LP) and risk minimization from supervised machine learning (ML) where a trained classifier from risk minimization shrinks the LP bounds for the network effects. Also, compared to existing approaches on bounds under noncompliance (see [Swanson et al. \(2018\)](#) for a review), our bounds (i) use flexible ML classifiers to potentially make the bounds narrower and (ii) irrespective of classifiers' quality, our bounds will always cover the desired effect, with a good classifier leading to shorter bounds. Practically, this means that investigators can potentially get shorter bounds by not only getting good data from a CRT, but also by choosing better classification algorithms from ML. Finally, as a byproduct of our work, we propose extensions of bounds by [Grilli and Mealli \(2008\)](#) and [Long and Hudgens \(2013\)](#) to CRT settings with interference; see Section 5.2 for details.

Our contributions fit into an ever-growing work on robust, nonparametric analysis of causal effects under interference, noncompliance, and effect heterogeneity; see [Dorie et al. \(2019\)](#), [Halloran and Hudgens \(2016\)](#), [Baiocchi et al. \(2014\)](#), and references in this paper. Notably, [Kang and Keele \(2018\)](#) showed impossibility results for network effects in CRTs under noncompliance, [Forastiere et al. \(2016\)](#) studied interference in CRTs under a Bayesian framework, and [Bargagli-Stoffi et al. \(2020\)](#) studied effect heterogeneity under interference, but with perfect compliance. Also, [Kang and Imbens \(2016\)](#) and [Imai et al. \(2020\)](#) studied interference and noncompliance in non-CRT settings.

2 Setup

2.1 Review: Notation

Let J be the number of clusters and let each cluster be indexed by $j = 1, \dots, J$. Let n_j be the number of individuals in cluster j where each individual is indexed by $i = 1, \dots, n_j$. Let $N = \sum_{j=1}^J n_j$ be the total number of individuals in the study. Let $Z_j \in \{0, 1\}$ be the treatment assignment of cluster j where $Z_j = 1$ denotes that cluster j was assigned to treatment and $Z_j = 0$ denotes that cluster j was assigned to control. Let $D_{ji} \in \{0, 1\}$ be the observed treatment receipt/usage status of individual i in cluster j where $D_{ji} = 1$ indicates that individual i used/took the treatment and $D_{ji} = 0$ otherwise. Unlike Z_j , there is an extra subscript i in D_{ji} because the decision to take the treatment randomized at the cluster-level occurs at the individual level and this decision is usually confounded. Let $Y_{ji} \in \mathbb{R}$ be the observed outcome of individual i in cluster j . Also, let $\mathbf{X}_{ji} \in \mathbb{R}^p$ be p -dimensional pre-treatment covariates of individual i in cluster j .

In the Hong Kong study, Z_j represents giving away free masks and hand sanitizers to households, with $Z_j = 1$ if household j got free masks and hand sanitizers and $Z_j = 0$ if household j did not get them. D_{ji} represents whether an individual in a household is using these items, with $D_{ji} = 1$ if the individual used the masks and/or hand sanitizers and $D_{ji} = 0$ if the individual did not use them. Y_{ji} is the influenza status of an individual, with $Y_{ji} = 1$ if the individual did not contract the flu and $Y_{ji} = 0$ if the individual contracted the flu. The list of pre-treatment covariates $\mathbf{X}_{ji} \in \mathbb{R}^p$ is in Table 6.1.

Finally, for a vector \mathbf{v} , let $\mathbf{v}_{(-k)}$ be the vector \mathbf{v} with the k th index removed. For two non-random sequences a_J and b_J , let $a_J = O(b_J)$ mean $\limsup_{J \rightarrow \infty} |a_J/b_J| < \infty$, $a_J = o(b_J)$ mean $\lim_{J \rightarrow \infty} |a_J/b_J| = 0$, and $a_J = \Theta(b_J)$ mean $a_J = O(b_J)$ plus $\liminf_{J \rightarrow \infty} |a_J/b_J| > 0$. For notational brevity, let \sum_j and \sum_{ji} mean $\sum_{j=1}^J$ and $\sum_{j=1}^J \sum_{i=1}^{n_j}$, respectively.

2.2 Review: Potential Outcomes in CRTs and Interference

We use the potential outcomes notation of [Neyman \(1923\)](#) and [Rubin \(1974\)](#) to define causal effects. For each $z_j \in \{0, 1\}$, let $D_{ji}^{(z_j)}$ denote the potential treatment receipt of individual i in cluster j if cluster j were assigned to treatment z_j . The vector of potential treatment receipts in cluster j under treatment z_j is denoted as $\mathbf{D}_j^{(z_j)} = (D_{j1}^{(z_j)}, \dots, D_{jn_j}^{(z_j)})$ and the vector of potential treatment receipts

in cluster j that excludes individual i is denoted as $\mathbf{D}_{j(-i)}^{(z_j)} = (D_{j1}^{(z_j)}, \dots, D_{j,i-1}^{(z_j)}, D_{j,i+1}^{(z_j)}, \dots, D_{jn_j}^{(z_j)})$. Let $\mathbf{z}_{(-j)} = (z_1, \dots, z_{j-1}, z_{j+1}, \dots, z_J) \in \{0, 1\}^{J-1}$ be the treatment vector of clusters except j , $\mathbf{D}_{(-j)}^{(\mathbf{z}_{(-j)})} = (\mathbf{D}_1^{(z_1)}, \dots, \mathbf{D}_{j-1}^{(z_{j-1})}, \mathbf{D}_{j+1}^{(z_{j+1})}, \dots, \mathbf{D}_J^{(z_J)}) \in \{0, 1\}^{N-n_j}$ be the potential treatment receipts of clusters except j .

Let $Y_{ji}^{(z_j, \mathbf{z}_{(-j)}, d_{ji}, \mathbf{d}_{j(-i)}, \mathbf{d}_{(-j)})}$ be the potential outcome of individual i in cluster j if cluster j and other clusters were assigned to z_j and $\mathbf{z}_{(-j)}$, respectively, individual i 's treatment receipt were $d_{ji} \in \{0, 1\}$, peers of individual i had treatment receipt $\mathbf{d}_{j(-i)} \in \{0, 1\}^{n_j-1}$, and individuals in clusters other than j had treatment receipts $\mathbf{d}_{(-j)} \in \{0, 1\}^{N-n_j}$. Let $Y_{ji}^{(z_j, \mathbf{z}_{(-j)})} = Y_{ji}^{(z_j, \mathbf{z}_{(-j)}, D_{ji}^{(z_j)}, \mathbf{D}_{j(-i)}^{(z_j)}, \mathbf{D}_{(-j)}^{(z_{(-j)})})}$ be the potential outcome of individual i in cluster j if cluster j and other clusters were assigned to z_j and $\mathbf{z}_{(-j)}$, respectively, individual i 's treatment receipt were $D_{ji}^{(z_j)}$, peers of individual i had treatment receipt $\mathbf{D}_{j(-i)}^{(z_j)}$, and individuals in clusters other than j had treatment receipt $\mathbf{D}_{(-j)}^{(z_{(-j)})}$. Finally, let $\mathcal{F}_J = \{Y_{ji}^{(z_j, \mathbf{z}_{(-j)}, d_{ji}, \mathbf{d}_{j(-i)}, \mathbf{d}_{(-j)})}, D_{ji}^{(z_j)}, \mathbf{X}_{ji} \mid z_j \in \{0, 1\}, \mathbf{z}_{(-j)} \in \{0, 1\}^{J-1}, d_{ji} \in \{0, 1\}, \mathbf{d}_{j(-i)} \in \{0, 1\}^{n_j-1}, \mathbf{d}_{(-j)} \in \{0, 1\}^{N-n_j}, i = 1, \dots, n_j, j = 1, \dots, J\}$ be the collection of all potential outcomes and pre-treatment covariates. We assume a finite population framework where \mathcal{F}_J is fixed, but unknown and only Z_j is random in the study.

We make some important remarks about the notation. First, because CRTs randomize treatment at the cluster-level and everyone in a cluster is assigned treatment or control, we use $D_{ji}^{(z_j)}$ instead of $D_{ji}^{(z_j, \mathbf{z}_{(-j)})}$ for the treatment receipt; the latter notation allows the treatment assignment to vary between individuals in the same cluster, which is not a feasible intervention in a CRT. This also means that we still have the four usual principal strata under noncompliance (Angrist et al., 1996); see below for details. Second, the observed data and the potential outcomes are linked through the cluster-level treatment assignment Z_j , i.e. $Y_{ji} = Y_{ji}^{(Z_j, \mathbf{z}_{(-j)})}$ and $D_{ji} = D_{ji}^{(Z_j)}$.

2.3 Review: Assumptions on Noncompliance and Interference

Next, we introduce standard working assumptions in noncompliance and interference; see Angrist et al. (1996) and Hudgens and Halloran (2008) for details.

(A1) (*Partial Interference*): The potential outcome of individual i in cluster j does not depend on the treatment assignment or treatment receipts from individuals in other cluster j' , $j' \neq j$. That is, given $z_j, d_{ji}, \mathbf{d}_{j(-i)}$, we have $Y_{ji}^{(z_j, \mathbf{z}_{(-j)}, d_{ji}, \mathbf{d}_{j(-i)}, \mathbf{d}_{(-j)})} = Y_{ji}^{(z_j, \mathbf{z}'_{(-j)}, d_{ji}, \mathbf{d}_{j(-i)}, \mathbf{d}'_{(-j)})} =$

$Y_{ji}^{(z_j, d_{ji}, \mathbf{d}_{j(-i)})}$ for any $\mathbf{z}_{(-j)} \neq \mathbf{z}'_{(-j)}$ and $\mathbf{d}_{(-j)} \neq \mathbf{d}'_{(-j)}$.

- (A2) (*Cluster Random Assignment*): m clusters are randomly assigned to treatment, i.e. $P(\mathbf{Z}_j = \mathbf{z} \mid \mathcal{F}_J, \mathcal{Z}_J) = \binom{J}{m}^{-1}$ where \mathcal{Z}_J is the set of allowable cluster-level treatment assignments with m treated clusters. Also, m/J is bounded away from 0 and 1.
- (A3) (*Non-Zero Causal Effects of Z on D*): $\sum_{ji} \{D_{ji}^{(1)} - D_{ji}^{(0)}\} \neq 0$.
- (A4) (*Network Exclusion Restriction*) Given everyone's treatment receipt in cluster j , the potential outcome of individual i in cluster j does not depend on the treatment assignment, i.e. given $d_{ji}, \mathbf{d}_{j(-i)}$, we have $Y_{ji}^{(z_j=1, d_{ji}, \mathbf{d}_{j(-i)})} = Y_{ji}^{(z_j=0, d_{ji}, \mathbf{d}_{j(-i)})} = Y_{ji}^{(d_{ji}, \mathbf{d}_{j(-i)})}$.
- (A5) (*Monotonicity of Treatment Receipt*) For every individual ji , we have $D_{ji}^{(0)} \leq D_{ji}^{(1)}$.
- (A6) (*Bounded, Monotonic Outcome*) For every individual ji and $\mathbf{z}_{(-j)} \in \{0, 1\}^{J-1}$, we have $0 \leq Y_{ji}^{(0, \mathbf{z}_{(-j)})} \leq Y_{ji}^{(1, \mathbf{z}_{(-j)})} \leq 1$.

We take a moment to discuss Assumptions (A1)-(A6) in the context of CRTs in infectious disease. Assumption (A1) holds if the potential outcome of an individual can be affected by his/her peers' in the same cluster; in other words, Assumption (A1) allows for within-cluster interference. Also, under (A1), we have $Y_{ji}^{(z_j, \mathbf{z}_{(-j)})} = Y_{ji}^{(z_j)}$, which equals $Y_{ji}^{(z_j, d_{ji}, \mathbf{d}_{j(-i)})}$. For the Hong Kong study, partial interference is a plausible approximation of the interference pattern because (i) the study was limited to households that only included one flu-infected individual (i.e. the index patient), (ii) the secondary attack (i.e. the outcome of interest) was assessed a week after randomization, and (iii) past works state that households are a key unit of influenza transmission due to the closeness between household members; see Section A.2.1 of the supplementary materials for additional discussions and references. Combined, it's likely that flu transmission primarily occurred through the index patient in the household rather than from others in different households. Nevertheless, if an individual frequently interacted with others outside of their own households during the study period, partial interference may not hold.

Assumptions (A2) and (A3) are often satisfied in CRTs. For the Hong Kong study, clustered are randomly assigned free masks and hand sanitizers (Assumption (A2)) and, as mentioned above, some individuals ended up using them (Assumption (A3)). Assumption (A4) states that conditional on all of study units' usage of the intervention, the cluster-level intervention not affect the outcome. In the Hong Kong study, Assumption (A4) implies that the conditional on the entire cluster's usage

of face masks and hand sanitizers, each study unit’s flu status no longer depends on whether they acquired these items for free (or not) via cluster-level randomization. Assumptions (A2)-(A4) with a binary outcome are often the “minimal” set of assumptions needed for bounds under noncompliance (Swanson et al., 2018). Assumption (A5) is often assessed by defining four subgroups of the study population, always-takers (ATs; $D_{ji}^{(0)} = D_{ji}^{(1)} = 1$), compliers (COs; $D_{ji}^{(0)} = 0, D_{ji}^{(1)} = 1$), defiers (DFs; $D_{ji}^{(0)} = 1, D_{ji}^{(1)} = 0$), and never-takers (NTs; $D_{ji}^{(0)} = D_{ji}^{(1)} = 0$). In the Hong Kong study, always-takers always use face masks and hand hygiene regardless of whether the items were offered for free or not. Compliers use these items only if they were offered and defiers do the opposite. Finally, never-takers never use these item even if they are offered. Under Assumption (A5), there are no defiers.

Finally, the monotonicity part of Assumption (A6) is plausible (or approximately plausible) if the treatment is not harmful for all (or almost all) individuals on the outcome being measured; see Choi (2017) for a similar assumption. The assumption may fail if the treatment harms a subset of study units on the outcome being measured, such as vaccine studies where some study units suffer a severe side effect from the vaccine (e.g. hospitalization, death) that effectively reduced protection from the disease (i.e. the outcome being measured) compared to not getting vaccinated. In the Hong Kong setting, the assumption likely holds as it’s unlikely that giving free masks or hand sanitizers is going to reduce protection from the flu compared to not giving them for free. Also, if the outcome is bounded, we can transform the outcome into the 0-1 range to satisfy the boundedness part of Assumption (A6). Note that in the Hong Kong study, the outcome, i.e. the flu status, is already bounded between 0 and 1.

Subsequent sections will use different combinations of Assumptions (A1)-(A6). Specifically, when studying the ITT effects, we will only use Assumptions (A1) and (A2). When studying network effects among compliance types, we will use all Assumptions (A1)-(A6).

2.4 Causal Estimands of Interest and Problem Statement

For the ITT effects, we focus on the overall ITT effect and the heterogeneous ITT effect. The overall ITT effect is defined as the average of individual ITT effects $\tau_{ji} = Y_{ji}^{(1)} - Y_{ji}^{(0)}$ for everyone in the study; i.e. $\tau_{\text{ITT}} = \sum_{ji} \tau_{ji}/N = \sum_{ji} \{Y_{ji}^{(1)} - Y_{ji}^{(0)}\}/N$. In the Hong Kong study, τ_{ITT} represents the population average effect of giving free masks and hand sanitizers to households on contracting

the flu. A positive τ_{ITT} would indicate that giving these items for free prevented flu cases. For the heterogeneous ITT effect, we follow [Ding et al. \(2019\)](#) and define it as the best linear approximation of individual ITT effects τ_{ji} in the observed covariates \mathbf{X}_{ji} , i.e. $\boldsymbol{\beta}^* = \arg \min_{\boldsymbol{\beta}} \sum_{ji} (\tau_{ji} - \mathbf{X}_{ji}^\top \boldsymbol{\beta})^2$. Broadly speaking, $\mathbf{X}_{ji}^\top \boldsymbol{\beta}^*$ is the best linear approximation of the conditional ITT effect in the span of the covariates \mathbf{X}_{ji} and $\boldsymbol{\beta}^*$ measures how much the treatment effect changes as a linear function of \mathbf{X}_{ji} . For example, in the Hong Kong study, suppose \mathbf{X}_{ji} is equal to age measured in years. Then, a positive $\boldsymbol{\beta}^*$ would suggest that giving free masks and hand sanitizers to households becomes more beneficial as the individual gets older while a negative $\boldsymbol{\beta}^*$ suggests the opposite. Also, when \mathbf{X}_{ji} is a collection of dummy variables defining non-overlapping strata, $\mathbf{X}_{ji}^\top \boldsymbol{\beta}^*$ is equal to conditional ITT effect among individuals in a stratum. For example, if $\mathbf{X}_{ji} = (X_{ji}, 1 - X_{ji})^\top$ and X_{ji} is a binary covariate, $\mathbf{X}_{ji}^\top \boldsymbol{\beta}^*$ is equivalent to the conditional ITT effect with β_1^* equal to the conditional ITT effect among individuals with $X_{ji} = 1$ and β_2^* equal to the conditional ITT effect among individuals with $X_{ji} = 0$. Finally, as discussed in [Ding et al. \(2019\)](#), the decomposition of τ_{ji} is not a modeling assumption where the treatment effect must be linear and equal to $\mathbf{X}_{ji}^\top \boldsymbol{\beta}^*$ plus mean-zero error; there may be non-mean-zero residual variation in $\tau_{ji} - \mathbf{X}_{ji}^\top \boldsymbol{\beta}^*$ that could be explained by higher-order terms of \mathbf{X}_{ji} s.

For studying the network effects, we focus on the following estimand defined under Assumption (A4). following estimands

$$\begin{aligned}\tau_{\text{NT}} &= \frac{1}{N_{\text{NT}}} \sum_{ji} \left\{ Y_{ji}^{(d_{ji}=0, \mathbf{D}_{j(-i)}^{(1)})} - Y_{ji}^{(d_{ji}=0, \mathbf{D}_{j(-i)}^{(0)})} \right\} \text{NT}_{ji} , \\ \tau_{\text{AT}} &= \frac{1}{N_{\text{AT}}} \sum_{ji} \left\{ Y_{ji}^{(d_{ji}=1, \mathbf{D}_{j(-i)}^{(1)})} - Y_{ji}^{(d_{ji}=1, \mathbf{D}_{j(-i)}^{(0)})} \right\} \text{AT}_{ji} , \\ \tau_{\text{CO}} &= \frac{1}{N_{\text{CO}}} \sum_{ji} \left\{ Y_{ji}^{(d_{ji}=1, \mathbf{D}_{j(-i)}^{(1)})} - Y_{ji}^{(d_{ji}=0, \mathbf{D}_{j(-i)}^{(0)})} \right\} \text{CO}_{ji}\end{aligned}$$

Here, $\text{NT}_{ji} = \mathbb{1}\{D_{ji}^{(1)} = D_{ji}^{(0)} = 0\}$, $\text{AT}_{ji} = \mathbb{1}\{D_{ji}^{(1)} = D_{ji}^{(0)} = 1\}$, and $\text{CO}_{ji} = \mathbb{1}\{D_{ji}^{(1)} = 1, D_{ji}^{(0)} = 0\}$ denote whether individual i in cluster j is a NT, AT, or a CO, respectively, and $N_{\text{NT}}, N_{\text{AT}}$, and N_{CO} are the total number of NTs, ATs, and COs in the population, respectively. The definition of $\tau_{\text{NT}}, \tau_{\text{AT}}$, and τ_{CO} implicitly assumes that there is at least one NT, AT, or CO in the population. But, if one of the compliance types do not exist, we define the effect to be zero, say if $N_{\text{NT}} = 0$,

we let $\tau_{\text{NT}} = 0$. The estimands τ_{NT} and τ_{AT} are a type of spillover effects among NTs and ATs, respectively (Sobel, 2006; Hudgens and Halloran, 2008; Kilpatrick et al., 2020), but τ_{NT} and τ_{AT} can also interpreted as ITT effects among NTs and ATs, respectively, if Assumption (A4) does not hold; see Section A.2.2 of the supplementary materials.

In the Hong Kong study, if $\tau_{\text{NT}} > 0$, using masks and hand sanitizers among the NTs’ peers spilled over and there was a protective effect among the NTs who never wore masks or used hand sanitizers. Similarly, if $\tau_{\text{AT}} > 0$, using masks and hand sanitizers among the ATs’ peers spilled over and there was an additional protective effect among the ATs who always used these items. If $\tau_{\text{CO}} > 0$, the combined net effect of COs wearing masks and using hand sanitizers and COs’ peers wearing masks and hand sanitizers was positive.

We conclude with a brief remark between the estimands β^* and τ_t for $t \in \{\text{NT}, \text{AT}, \text{CO}\}$. First, the estimand β^* reflects effect heterogeneity among the observed covariate \mathbf{X}_{ji} whereas τ_t reflects effect heterogeneity among compliance types. Relatedly, as we will discuss below, because compliance types are not observed for all study units, τ_t may not be point identifiable whereas β^* can be identified from data. Second, pages 711 and 713 of Kilpatrick et al. (2020) show that if the study unit is blinded to the cluster-level random assignment, say in a CRT trial for vaccines with blinding, it’s plausible to assume that COs do not exist and we can then point-identify τ_{NT} and τ_{AT} from data by examining the observed treatment receipts. Also, Jo and Stuart (2009) uses principal ignorability to point-identify effects among compliance types. In contrast, our work does not assume principal ignorability or blinding and seeks to obtains bounds the effects among compliance types.

3 Analyzing Intent-to-Treat Effects

As discussed in Neyman (1923) and Ding et al. (2019), one natural estimators of τ_{ITT} and β^* would be the Neyman-type unbiased estimators where we take the difference in the average of the observed outcomes between the treated and control clusters. For example, for τ_{ITT} , a Neyman-type unbiased estimator would be $\hat{\tau}_{\text{ITT}} = (J/N)\{\sum_{ji} Z_j Y_{ji}/m - \sum_{ji} (1 - Z_j) Y_{ji}/(J - m)\}$. However, in clustered settings, these unbiased estimators are sensitive to affine transformations in the outcome variable. As a simple example, if we were to flip a binary outcome, say flu status, from 1, 0 to 0, 1,

these estimators do not always flip the sign of the estimated effect (i.e. the expected behavior). Ultimately, this is because cluster size n_j varies between treated and control groups in the observed sample, where the treated clusters, by chance, may be larger than the control clusters; this does not occur in non-clustered settings where every unit is a “cluster” of size 1 and Section A.3.2 of the supplementary materials contains a more technical reason for this phenomena.

To resolve this, we forgo unbiasedness at the expense of affine-invariance by using ratio estimators in the sampling literature (Cochran, 1977; Fuller, 2009).

$$\begin{aligned}\widehat{\tau}_{\text{ITT}} &= \left\{ \sum_j Z_j n_j \right\}^{-1} \left\{ \sum_{ji} Z_j Y_{ji} \right\} - \left\{ \sum_j (1 - Z_j) n_j \right\}^{-1} \left\{ \sum_{ji} (1 - Z_j) Y_{ji} \right\}, \\ \widehat{\boldsymbol{\beta}} &= \left\{ \sum_{ji} Z_j \mathbf{X}_{ji} \mathbf{X}_{ji}^\top \right\}^{-1} \left\{ \sum_{ji} Z_j \mathbf{X}_{ji} Y_{ji} \right\} - \left\{ \sum_{ji} (1 - Z_j) \mathbf{X}_{ji} \mathbf{X}_{ji}^\top \right\}^{-1} \left\{ \sum_{ji} (1 - Z_j) \mathbf{X}_{ji} Y_{ji} \right\}.\end{aligned}$$

Section A.3.3 of the supplementary materials formally shows that the above estimators are robust to affine transformations. Also, despite the ratio estimators being biased in finite sample, Theorem 3.1 shows that they are consistent and asymptotically Normal.

Theorem 3.1. *Suppose Assumptions (A1), (A2), and moment assumptions in Section A.3.4 of the supplementary material hold. As $J, n_j \rightarrow \infty$ or $J \rightarrow \infty$ while n_j is bounded, the limiting distributions of $\widehat{\tau}_{\text{ITT}}$ and $\widehat{\boldsymbol{\beta}}$ are $\sqrt{J}(\widehat{\tau}_{\text{ITT}} - \tau_{\text{ITT}}) \xrightarrow{D} N(0, \sigma_{\text{ITT}}^2)$ and $\sqrt{J}(\widehat{\boldsymbol{\beta}} - \boldsymbol{\beta}^*) \xrightarrow{D} N(0, \Sigma_{\boldsymbol{\beta}})$ for a non-negative constant σ_{ITT}^2 and a positive semi-definite matrix $\Sigma_{\boldsymbol{\beta}}$, respectively.*

Theorem 3.1 allows us to conduct tests on τ_{ITT} and $\boldsymbol{\beta}^*$ where the cluster size is bounded (e.g., the Hong Kong study or other household-level CRTs) or where the cluster size is comparable to the number of clusters (e.g., CRTs with moderate number of villages or clinics), all without making parametric modeling assumptions on the outcome or on the intra-correlation structure. Finally, following Ding et al. (2019), we use variance estimators $\widehat{\sigma}_{\text{ITT}}^2$ and $\widehat{\Sigma}_{\boldsymbol{\beta}}$ that are conservative for σ_{ITT}^2 and $\Sigma_{\boldsymbol{\beta}}$, respectively; see Section A.3.4 of the supplementary materials for details.

4 Analyzing Network Effects Among Compliance Types

4.1 Overview

To motivate our analysis of the network effects among compliance types using bounds, consider decomposing the effects into averages of potential outcomes under treatment and control.

$$\tau_{\text{NT}} = \frac{S_{\text{NT}}^{(1)} - S_{\text{NT}}^{(0)}}{N_{\text{NT}}}, \quad \tau_{\text{AT}} = \frac{S_{\text{AT}}^{(1)} - S_{\text{AT}}^{(0)}}{N_{\text{AT}}}, \quad \tau_{\text{CO}} = \frac{S_{\text{CO}}^{(1)} - S_{\text{CO}}^{(0)}}{N_{\text{CO}}} \quad (1)$$

where $S_t^{(z)} = \sum_{ji} Y_{ji}^{(z)} t_{ji}$, $N_t = \sum_{ji} t_{ji}$, and t is shorthand for NT, AT, and CO, respectively. Theorem 2 in [Kang and Keele \(2018\)](#) showed that τ_{NT} , τ_{AT} , and τ_{CO} cannot be point-identified in a CRT because the compliance status is only partially observed from data. A bit more formally, $S_{\text{NT}}^{(0)}$, $S_{\text{AT}}^{(1)}$, $S_{\text{CO}}^{(0)}$, and $S_{\text{CO}}^{(1)}$ cannot be point-identified and subsequently, τ_{NT} is identified up to the bound $[0, S_{\text{NT}}^{(1)}/N_{\text{NT}}]$ and τ_{AT} is identified up to the bound $[0, 1 - S_{\text{AT}}^{(0)}/N_{\text{AT}}]$. Unfortunately, these bounds do not use any covariate information.

Our proposed method aims to tighten this bound by incorporating covariate information inside of classification algorithms from ML and LP. Specifically, in the first step, we build “compliance type classifiers” that take in pre-treatment covariates from individual ji and outputs their predicted compliance types. In the second step, we use the classifiers inside a linear program to obtain sharp bounds for τ_{NT} , τ_{AT} , and τ_{CO} . An attractive feature of our method is that the classifiers in the first step do not have to be perfect; in the worst case, we can use random classifiers. But, if an investigator builds good classifiers with low mis-classification rates, the resulting bounds will tighten.

Our approach to bounds differs from other well-known instrumental variables bounds in the literature (e.g. [Balke and Pearl \(1997\)](#)) in that (i) prior literature has primarily focused on bounds for the average treatment effect, not local or network effects and (ii) prior literature often ignored pre-treatment covariates and classifiers from machine learning to sharpen bounds. In particular, as we discuss in Section [A.5.2](#) of the supplementary materials, [Grilli and Mealli \(2008\)](#) and [Long and Hudgens \(2013\)](#) proposed bounds for effects defined by principal strata in non-interference, non-CRT settings, but required binary covariates to remove concerns for model mis-specification. In contrast, our bounds work with discrete and continuous covariate. Also, as mentioned earlier,

our bounds do not assume that we have a correct classifier for the compliance types or a correct model; a bad classifier will lead to wide bounds, a good classifier will lead to short bounds and any classifier of the form discussed below will always generate a bound that covers the target estimand.

4.2 Training the NT and AT Classifiers: Constrained Risk Minimization

Consider a classifier for the NTs C_{NT} that takes in pre-treatment covariates \mathbf{X}_{ji} and reports 1 if ji is predicted to be a NT and 0 otherwise. The classifier is parametrized by $\eta_{\text{NT}} = (\theta_{\text{NT}}, q_{\text{NT}})$ and has the form $C_{\text{NT}}(\mathbf{X}_{ji}; \eta_{\text{NT}}) = \mathbb{1}\{f_{\text{NT}}(\mathbf{X}_{ji}; \theta_{\text{NT}}) \geq q_{\text{NT}}\}$. Here $f_{\text{NT}}(\cdot; \theta_{\text{NT}})$ is a $\mathbb{R}^p \rightarrow \mathbb{R}$ function that transforms the covariates \mathbf{X}_{ji} onto the real line and is parametrized by θ_{NT} . This type of indicator-based classifier is not new, as it is related to the rectified linear unit common in deep neural networks (Goodfellow et al., 2016), the margin condition in support vector machines or a quantile-threshold classifier in Kennedy et al. (2020). Similarly, we define a classifier $C_{\text{AT}}(\mathbf{X}_{ji}; \eta_{\text{AT}}) = \mathbb{1}\{f_{\text{AT}}(\mathbf{X}_{ji}; \theta_{\text{AT}}) \geq q_{\text{AT}}\}$ predicting AT status. For notational simplicity, we use $C_t(\mathbf{X}_{ji}; \eta_t)$ to denote the classifier for compliance type $t \in \{\text{NT}, \text{AT}\}$, N_t to denote the total number of study units for compliance type t , and t_{ji} to denote the compliance type of individual ji , i.e. $t_{ji} \in \{\text{NT}_{ji}, \text{AT}_{ji}\}$

To train the classifier, let $L : \mathbb{R} \otimes \mathbb{R} \rightarrow [0, \infty)$ be a loss function, say squared error loss or logistic/cross-entropy loss with a penalty, and consider a variant of constrained risk minimization.

$$\theta_t^* = \arg \min_{\theta} \sum_{ji} L(t_{ji}, f_t(\mathbf{X}_{ji}; \theta)) , \quad q_t^* \in \left\{ q \mid N_t = \sum_{ji} \mathbb{1}\{f_t(\mathbf{X}_{ji}; \theta_t^*) \geq q\} \right\} . \quad (2)$$

The first part of equation (2) is a risk minimizer and as such, we can use a large library of classifiers based on risk minimization. Some well-known examples include:

(Linear) (*Multiple linear regression: linear f_t , squared error loss*) A linear learner $f_t(\mathbf{X}_{ji}; \theta_t) = \mathbf{X}_{ji}^\top \theta_t$ and a square-error loss function $L(t_{ji}, f_t(\mathbf{X}_{ji}; \theta_t)) = \{t_{ji} - f_t(\mathbf{X}_{ji}; \theta_t)\}^2$.

(Logistic) (*Penalized logistic regression: logistic f_t , ℓ^2 -regularized logistic loss*) A logistic learner $f_t(\mathbf{X}_{ji}; \theta_t) = \{1 + \exp(-\mathbf{X}_{ji}^\top \theta_t)\}^{-1}$ and a logistic loss where $L(t_{ji}, f_t(\mathbf{X}_{ji}; \theta_t)) = -t_{ji} \log \{f_t(\mathbf{X}_{ji}; \theta_t)\} - (1 - t_{ji}) \log \{1 - f_t(\mathbf{X}_{ji}; \theta_t)\} + \lambda \|\theta_t\|_2^2 / 2$ with $\lambda > 0$ as a regularization parameter.

The second part of (2) calibrates f_t obtained from risk minimization so that the $C_t(\mathbf{X}_{ji}; \eta_t)$ correctly

estimates of the total number of NTs or ATs. Combined, the two parts of (2) are designed to find the best η_t given the investigator's choice of the loss function L and learner f_t ; as mentioned earlier, $C_t(\mathbf{X}_{ji}; \eta_t)$ does not have to be a perfect classifier of NTs or ATs for our procedure to work.

Now, (2), as written, is impossible to use with data because (i) the term q_t^* in (2) may not always exist in finite samples, (ii) the indicator function $\mathbb{1}$ to solve for q_t^* is not smooth, posing a computational challenge to find (ideally a unique) q_t^* , and (iii) t_{ji} s are not observed for every ji . To resolve issue (i), we leverage data augmentation techniques in machine learning (Goodfellow et al., 2016) where we perturb the original learner f_t by adding independent and identically distributed random noise and solve q_t based on the new, randomized learner.

$$q_t^* \in \left\{ q \mid N_t = \sum_{ji} \mathbb{1}\{\tilde{f}_t(\mathbf{X}_{ji}; \theta_t^*) \geq q\} \right\}, \quad \tilde{f}_t(\mathbf{X}_{ji}; \theta_t^*) = f_t(\mathbf{X}_{ji}; \theta_t^*) + e_{tji}.$$

Here, \tilde{f}_t denotes the new randomized learner with the random noise generated from $e_{tji} \sim \text{Unif}(-r, r)$. The choice to use a uniform distribution as the randomizer is out of convenience and other distributions are possible. The choice of r governing the uniform distribution depends on the original f_t and under some conditions, r should be of order $\Theta(J^{-1})$; see Section A.4.1 of the supplementary materials for details. Using the randomized learner \tilde{f}_t always guarantees a solution for q_t^* in finite sample and we can re-define the classifier as $\tilde{C}_t(\mathbf{X}_{ji}; \eta_t) = \mathbb{1}\{\tilde{f}_t(\mathbf{X}_{ji}; \theta_t^*) \geq \eta_t\}$ based on \tilde{f}_t .

Next, to resolve (ii), we use a trick from optimization where the indicator function is replaced with a continuous surrogate indicator function \mathcal{I} , say a scaled hyperbolic tangent or a logistic function. For our setting, we use the following surrogate indicator function $\mathcal{I}_{c,h}$ parameterized by $c, h > 0$; this surrogate function is not only continuous, but also differentiable and strictly increasing.

$$\mathcal{I}_{c,h}(v) = \begin{cases} 1 - c \cdot \exp\left\{-\frac{1-2c}{2ch}(v-h)\right\} & (h \leq v) \\ \frac{1-2c}{2h}(v+h) + c & (-h \leq v \leq h) \\ c \cdot \exp\left\{\frac{1-2c}{2ch}(v+h)\right\} & (v \leq -h) \end{cases}.$$

The exact choice of c and h depends on the randomized learner \tilde{f}_t and broadly speaking, c and h should roughly be of order $c = \Theta((\log J)^{-1})$ and $h = \Theta(J^{-1})$; see Section A.4.2 of the supplementary materials. After addressing issues (i) and (ii), the original optimization problem (2)

becomes

$$\theta_t^* = \arg \min_{\theta} \sum_{ji} L(t_{ji}, f_t(\mathbf{X}_{ji}; \theta)) , \quad N_t = \sum_{ji} \mathcal{I}_{c,h}(\tilde{f}_t(\mathbf{X}_{ji}; \theta_t^*) - q_t^*) , \quad (3)$$

and the classifier based on $\eta_t^* = (\theta_t^*, q_t^*)$ has the form $\tilde{C}_t(\mathbf{X}_{ji}; \eta_t^*) = \mathbb{1}\{\tilde{f}_t(\mathbf{X}_{ji}; \theta_t^*) \geq q_t^*\}$.

Finally, to resolve issue (iii), under Assumption (A5), the NT status is known for treated clusters as $\text{NT}_{ji} = 1 - D_{ji}$ and the AT status is known for control clusters as $\text{AT}_{ji} = D_{ji}$. Also, under Assumption (A2), the characteristics of each compliance type are similar between the control and treatment arms. Therefore, the estimation of the NT classifier using only the treated clusters can be used to predict NT status in the control clusters; similar argument holds for the AT classifier. Similarly, because of Assumption (A2), we have roughly equal number of NT or AT individuals in the treated and control clusters.

Combining (i)-(iii), our estimated classifier is based on the following.

$$\begin{aligned} \hat{\theta}_{\text{NT}} &= \arg \min_{\theta} \sum_{ji:Z_j=1} L(1 - D_{ji}, f_{\text{NT}}(\mathbf{X}_{ji}; \theta)), & \sum_{ji:Z_j=1} (1 - D_{ji}) &= \sum_{ji:Z_j=1} \mathcal{I}_{c,h}(\tilde{f}_{\text{NT}}(\mathbf{X}_{ji}; \hat{\theta}_{\text{NT}}) - \hat{q}_{\text{NT}}) , \\ \hat{\theta}_{\text{AT}} &= \arg \min_{\theta} \sum_{ji:Z_j=0} L(D_{ji}, f_{\text{AT}}(\mathbf{X}_{ji}; \theta)), & \sum_{ji:Z_j=0} D_{ji} &= \sum_{ji:Z_j=0} \mathcal{I}_{c,h}(\tilde{f}_{\text{AT}}(\mathbf{X}_{ji}; \hat{\theta}_{\text{AT}}) - \hat{q}_{\text{AT}}) . \end{aligned} \quad (4)$$

We denote the estimated classifier as $\tilde{C}_t(\mathbf{X}_{ji}; \hat{\eta}_t) = \mathbb{1}\{\tilde{f}_t(\mathbf{X}_{ji}; \hat{\theta}_t) \geq \hat{q}_t\}$ where $\hat{\eta}_t = (\hat{\theta}_t, \hat{q}_t)$.

4.3 Training the CO Classifier

To train the classifier for the COs, denoted as \tilde{C}_{CO} , we simply use the NT and AT classifiers from above. Specifically, we define the learner for COs, denoted as $f_{\text{CO}}(\mathbf{X}_{ji}; \theta_{\text{CO}}^*)$, to be a weighted combination of learners from the NTs, i.e. f_{NT} , and the ATs, i.e. f_{AT} . For example, for the linear and penalized logistic examples from Section 4.2, f_{CO} is defined as

(Linear) (*Multiple linear regression*) $f_{\text{CO}}(\mathbf{X}_{ji}; \theta_{\text{CO}}^*) = -w_{\text{NT}}^* \mathbf{X}_{ji}^{\top} \theta_{\text{NT}}^* - w_{\text{AT}}^* \mathbf{X}_{ji}^{\top} \theta_{\text{AT}}^*$,

(Logistic) (*Penalized logistic regression*) $f_{\text{CO}}(\mathbf{X}_{ji}; \theta_{\text{CO}}^*) = \{1 + \exp(w_{\text{NT}}^* \mathbf{X}_{ji}^{\top} \theta_{\text{NT}}^* + w_{\text{AT}}^* \mathbf{X}_{ji}^{\top} \theta_{\text{AT}}^*)\}^{-1}$,

where $w_{\text{NT}}^* = N_{\text{NT}}/N$, $w_{\text{AT}}^* = N_{\text{AT}}/N$, and $\theta_{\text{CO}}^* = (w_{\text{NT}}^* \theta_{\text{NT}}^*, w_{\text{AT}}^* \theta_{\text{AT}}^*)$. Given the CO's learner, we define the threshold parameter q_{CO}^* similarly as before, i.e. a value of q_{CO}^* that satisfies $N_{\text{CO}} = \sum_{ji} \mathcal{I}_{c,h}(\tilde{f}_{\text{CO}}(\mathbf{X}_{ji}; \theta_{\text{CO}}^*) - q_{\text{CO}}^*)$. To estimate the unknown parameters θ_{CO}^* and q_{CO}^* , we use the

plug-in estimates from Section 4.2, i.e. $\hat{\theta}_{\text{CO}} = (\hat{w}_{\text{NT}}, \hat{w}_{\text{AT}}, \hat{\theta}_{\text{NT}}, \hat{\theta}_{\text{AT}})$ where $\hat{N}_{\text{NT}} = N \sum_{j_i, Z_j=1} (1 - D_{ji}) / \sum_{j, Z_j=1} n_j$, $\hat{N}_{\text{AT}} = N \sum_{j_i, Z_j=0} D_{ji} / \sum_{j, Z_j=0} n_j$ and N_{CO} is replaced by the estimated number of COs, i.e. $\hat{N}_{\text{CO}} = N - \hat{N}_{\text{NT}} - \hat{N}_{\text{AT}}$. In the end, the estimated CO classifier is denoted as $\tilde{C}_{\text{CO}}(\mathbf{X}_{ji}; \hat{\eta}_{\text{CO}}) = \mathbb{1}\{\tilde{f}_{\text{CO}}(\mathbf{X}_{ji}; \hat{\theta}_{\text{CO}}) \geq \hat{q}_{\text{CO}}\}$ where $\hat{\eta}_{\text{CO}} = (\hat{\theta}_{\text{CO}}, \hat{q}_{\text{CO}}) = (\hat{w}_{\text{NT}}, \hat{w}_{\text{AT}}, \hat{\theta}_{\text{NT}}, \hat{\theta}_{\text{AT}}, \hat{q}_{\text{CO}})$.

4.4 Bounds with Linear Program and Classifiers

To construct a sharp bound using the classifiers, we first consider the ‘‘population-level’’/‘‘true’’ classifiers $\tilde{C}_t(\mathbf{X}_{ji}; \eta_t^*)$; again, for notational convenience, we use the shorthand t to denote NT, AT, or CO. For each compliance type t , let $R_t = \sum_{j_i} t_{ji} \{1 - \tilde{C}_t(\mathbf{X}_{ji}; \eta_t^*)\}$ be the number of misclassified cases for the classifier \tilde{C}_t . Also, for each effect among compliance type t (i.e. τ_t), consider a proxy estimate of $S_t^{(z)}$ in equation (1) by replacing the true compliance type with the predicted compliance type from the classifier; we denote this as $S_{\tilde{C}, t}^{(z)}$.

$$S_{\tilde{C}, t}^{(z)} = \sum_{j_i} Y_{ji}^{(z)} \tilde{C}_t(\mathbf{X}_{ji}; \eta_t^*) = \underbrace{\sum_{j_i} Y_{ji}^{(z)} t_{ji} \tilde{C}_t(\mathbf{X}_{ji}; \eta_t^*)}_{\equiv \text{TP}_t^{(z)}} + \underbrace{\sum_{j_i} Y_{ji}^{(z)} (1 - t_{ji}) \tilde{C}_t(\mathbf{X}_{ji}; \eta_t^*)}_{\equiv \text{FP}_t^{(z)}}.$$

The term $\text{TP}_t^{(z)}$ making up $S_{\tilde{C}, t}^{(z)}$ is the sum of potential outcomes among compliance type t that were correctly classified by the classifier, or the true-positives of the classifier. The term $\text{FP}_t^{(z)}$ is the sum of potential outcomes that were incorrectly classified, specifically the false-positives of the classifier. Similarly, we can decompose $S_t^{(z)}$ as $S_t^{(z)} = \text{TP}_t^{(z)} + \text{FN}_t^{(z)}$ where $\text{FN}_t^{(z)} = \sum_{j_i} Y_{ji}^{(z)} t_{ji} \{1 - \tilde{C}_t(\mathbf{X}_{ji}; \eta_t^*)\}$ is the sum of potential outcomes among the false-negatives of the classifier. Combined, the decompositions allow us to re-express the network effect as $\tau_t = \{(\text{TP}_t^{(1)} + \text{FN}_t^{(1)}) - (\text{TP}_t^{(0)} + \text{FN}_t^{(0)})\} / N_t$. Also, the decompositions reveal a set of linear relationships between the terms $\text{TP}_t^{(z)}$, $\text{FP}_t^{(z)}$, and $\text{FN}_t^{(z)}$, and the terms N_t , $S_{\text{NT}}^{(1)}$, $S_{\text{AT}}^{(0)}$, $S_{\tilde{C}, t}^{(z)}$, and R_t ; as we show below, the latter terms can be estimated from data.

Our proposed linear program uses these decompositions and Assumptions (A1)-(A6) to find the upper and lower bounds for $\tau_t, t \in \{\text{NT}, \text{AT}, \text{CO}\}$:

$$\text{Min/Max } \tau_t = \{(\text{TP}_t^{(1)} + \text{FN}_t^{(1)}) - (\text{TP}_t^{(0)} + \text{FN}_t^{(0)})\} / N_t \text{ over } \text{TP}_t^{(z)}, \text{FP}_t^{(z)}, \text{FN}_t^{(z)} \quad (5a)$$

$$\text{subject to } \begin{cases} \text{TP}_{\text{NT}}^{(z)} + \text{FN}_{\text{NT}}^{(z)} + \text{TP}_{\text{AT}}^{(z)} + \text{FN}_{\text{AT}}^{(z)} + \text{TP}_{\text{CO}}^{(z)} + \text{FN}_{\text{CO}}^{(z)} = S^{(z)} & (5b) \\ \text{TP}_{\text{NT}}^{(1)} + \text{FN}_{\text{NT}}^{(1)} = S_{\text{NT}}^{(1)}, \text{TP}_{\text{AT}}^{(0)} + \text{FN}_{\text{AT}}^{(0)} = S_{\text{AT}}^{(0)} & (5c) \\ \text{TP}_t^{(z)} + \text{FP}_t^{(z)} = S_{\tilde{C},t}^{(z)} & (5d) \\ \text{TP}_t^{(0)} \leq \text{TP}_t^{(1)}, \text{FP}_t^{(0)} \leq \text{FP}_t^{(1)}, \text{FN}_t^{(0)} \leq \text{FN}_t^{(1)} & (5e) \\ \text{TP}_t^{(1)} \leq N_t - R_t, \text{FP}_t^{(1)} \leq R_t, \text{FN}_t^{(1)} \leq R_t & (5f) \\ 0 \leq \text{TP}_t^{(z)}, \text{FP}_t^{(z)}, \text{FN}_t^{(z)}, t \in \{\text{NT}, \text{AT}, \text{CO}\}, z \in \{0, 1\} & (5g) \end{cases}$$

Minimizing and maximizing the linear program give us the lower and upper bounds for each network effect τ_t . Constraint (5b) is from the compliance types being mutually exclusive. Constraints (5c) and (5d) are based the decompositions of $S_{\text{NT}}^{(1)}$, $S_{\text{AT}}^{(0)}$, and $S_{\tilde{C},t}^{(z)}$. Constraint (5e) is from the monotonicity of the outcome in Assumption (A6). Finally, constraints (5f) and (5g) are from the boundedness of the outcome and the definition of the misclassification rate R_t .

Theorem 4.1 characterize the solution to this linear program, including the bound's sharpness.

Theorem 4.1. *Suppose Assumptions (A1)-(A6) hold. For each compliance type $t \in \{\text{NT}, \text{AT}, \text{CO}\}$ and the classifier \tilde{C}_t , let $\text{LB}_{\tilde{C},t}$ and $\text{UB}_{\tilde{C},t}$ be the minimizing and maximizing solutions to the linear program of τ_t , respectively. Then, $[\text{LB}_{\tilde{C},t}, \text{UB}_{\tilde{C},t}]$ are the sharp bounds for τ_t , i.e. they are the narrowest possible bounds given $S_{\tilde{C},t}^{(z)}$ and R_t .*

If the classifiers has a 100% mis-classification rate and everyone in compliance type t is mis-classified, i.e. $R_t = N_t$, our estimated bound for τ_t would be equivalent to the bounds that are achievable without classifiers in Kang and Keele (2018). However, as an investigator chooses better classifiers with low R_t , we can tighten the bound on τ_t . In the ideal case when R_t s are zero, every classifier perfectly classifies the compliance type for all individuals and our bounds reduce to τ_t s.

We also make two important remarks about interpreting Theorem 4.1. First, Theorem 4.1, like most theorems in the bound literature, does not quantify how far the true effect for a particular study is away from the lower and upper ends of the bounds. It may be possible that the lower bound may be farther away from the true effect compared to the upper bound. Second, the Theorem does not say that the bound is the shortest possible bound given the covariates \mathbf{X}_{ji} ; it only states that the bound is the the shortest possible given the classifier \tilde{C}_t . It may be possible to obtain shorter bounds by using a better classifier with a lower mis-classification rate; see Section 6 for additional discussions.

Now, the linear program as written above cannot be used because it requires the true classifiers

and population-level terms N_t , $S_{\text{NT}}^{(1)}$, $S_{\text{AT}}^{(0)}$, $S_{\tilde{C},t}^{(z)}$, and R_t . To resolve this, we can replace N_t with ratio estimators \hat{N}_t , replace the population-level classifiers with the estimated classifiers $\tilde{C}_t(\mathbf{X}_{ji}; \hat{\eta}_t)$, and use the following plug-in estimators for the rest:

$$\begin{aligned}\hat{S}^{(z)} &= N \cdot \frac{\sum_{ji} \mathbb{1}(Z_j = z) Y_{ji}}{\sum_j \mathbb{1}(Z_j = z) n_j}, \quad z \in \{0, 1\}, \\ \hat{S}_{\text{NT}}^{(1)} &= \hat{N}_{\text{NT}} \cdot \frac{\sum_{ji} \mathbb{1}(Z_j = 1) Y_{ji} \text{NT}_{ji}}{\sum_{ji} \mathbb{1}(Z_j = 1) \text{NT}_{ji}}, \quad \hat{S}_{\text{AT}}^{(0)} = \hat{N}_{\text{AT}} \cdot \frac{\sum_{ji} \mathbb{1}(Z_j = 0) Y_{ji} \text{AT}_{ji}}{\sum_{ji} \mathbb{1}(Z_j = 0) \text{AT}_{ji}}, \\ \hat{S}_{\tilde{C},t}^{(z)} &= \hat{N}_t \cdot \frac{\sum_{ji} \mathbb{1}(Z_j = z) Y_{ji} \tilde{C}_t(\mathbf{X}_{ji}; \hat{\eta}_t)}{\sum_{ji} \mathbb{1}(Z_j = z) \tilde{C}_t(\mathbf{X}_{ji}; \hat{\eta}_t)}, \quad t \in \{\text{NT}, \text{AT}, \text{CO}\}, \quad z \in \{0, 1\}, \\ \hat{R}_{\text{NT}} &= \hat{N}_{\text{NT}} \cdot \frac{\sum_{ji} \mathbb{1}(Z_j = 1) (1 - \text{NT}_{ji}) \tilde{C}_{\text{NT}}(\mathbf{X}_{ji}; \hat{\eta}_{\text{NT}})}{\sum_{ji} \mathbb{1}(Z_j = 1) \tilde{C}_{\text{NT}}(\mathbf{X}_{ji}; \hat{\eta}_{\text{NT}})}, \\ \hat{R}_{\text{AT}} &= \hat{N}_{\text{AT}} \cdot \frac{\sum_{ji} \mathbb{1}(Z_j = 0) (1 - \text{AT}_{ji}) \tilde{C}_{\text{AT}}(\mathbf{X}_{ji}; \hat{\eta}_{\text{AT}})}{\sum_{ji} \mathbb{1}(Z_j = 0) \tilde{C}_{\text{AT}}(\mathbf{X}_{ji}; \hat{\eta}_{\text{AT}})}, \\ \hat{R}_{\text{CO}} &= \hat{N}_{\text{CO}} \cdot \left\{ \frac{\sum_{ji} \mathbb{1}(Z_j = 1) \text{NT}_{ji} \tilde{C}_{\text{CO}}(\mathbf{X}_{ji}; \hat{\eta}_{\text{CO}})}{\sum_{ji} \mathbb{1}(Z_j = 1) \tilde{C}_{\text{CO}}(\mathbf{X}_{ji}; \hat{\eta}_{\text{CO}})} + \frac{\sum_{ji} \mathbb{1}(Z_j = 0) \text{AT}_{ji} \tilde{C}_{\text{CO}}(\mathbf{X}_{ji}; \hat{\eta}_{\text{CO}})}{\sum_{ji} \mathbb{1}(Z_j = 0) \tilde{C}_{\text{CO}}(\mathbf{X}_{ji}; \hat{\eta}_{\text{CO}})} \right\}.\end{aligned}$$

Let $\widehat{\text{LB}}_{\tilde{C},t}$ and $\widehat{\text{UB}}_{\tilde{C},t}$ denote the solutions to the LP from plugging these estimators. Section A.5.1 of the supplementary materials contain additional discussions about the linear program, specifically on implementation and other numerical considerations.

4.5 Theoretical Properties

Before we state the asymptotic properties of the estimated sharp bounds $[\text{LB}_{\tilde{C},t}, \text{UB}_{\tilde{C},t}]$, we summarize some interesting theoretical challenges as well as insights about dealing with a randomized classifier \tilde{f}_t and a surrogate indicator function in a finite sample, randomization inference framework; to the best of our knowledge, using these two popular concepts in machine learning and optimization under a randomization inference framework is new. Broadly speaking, consistency of the estimated parameter $\hat{\eta}_t$ based on a randomized \tilde{f}_t and a smoothed indicator function $\mathcal{I}_{c,h}$ does not necessarily imply consistency of the estimated classifier due, in part, to the non-smoothness of the indicator function. A related concern is that the set of q_t^* s that satisfy (3) may be different than the set of \hat{q}_t s that satisfy (4). Not surprisingly, most of these assumptions are variations of familiar assumptions in supervised machine learning, such as the compactness of the space of η_t ,

the true η_t^* being in the interior of η , and smoothness of f_t and L over the parameter space; Section A.6.1 of the supplementary materials contain the exact assumptions on f_t and L . Overall, except for some important pathological cases which the supplementary materials detail, these assumptions on f_t and L will hold for classifiers like (Linear) and (Logistic) in most real data.

Let $\tilde{\mathcal{F}}_J = \mathcal{F}_J \cup \{e_{tji} \mid t \in \{\text{NT}, \text{AT}, \text{CO}\}, j = 1, \dots, J, i = 1, \dots, n_j\}$ be the extended set of \mathcal{F}_J that includes the randomization term e_{tji} from \tilde{f}_t . We treat e_{tji} as fixed after being randomly generated once and condition on $\tilde{\mathcal{F}}_J$; this allows the randomness in the study to still be from the treatment assignment Z_j only and is in alignment with finite-sample/randomization inference framework. Theorem 4.2 shows that the estimated sharp bounds using the estimated classifiers based on the randomized classifier and the surrogate indicator function are consistent to the population-level sharp bounds.

Theorem 4.2. *Suppose Assumptions (A1)-(A6) and Assumption A.2 in Section A.6.1 of the supplementary materials concerning f_t and L hold. Then, the estimated sharp bounds are consistent, i.e. for any $\epsilon > 0$, $\lim_{J \rightarrow \infty} P\{|\widehat{\text{UB}}_{\tilde{C},t} - \text{UB}_{\tilde{C},t}| > \epsilon \mid \tilde{\mathcal{F}}_J, \mathcal{Z}_J\} = 0$ and $\lim_{J \rightarrow \infty} P\{|\widehat{\text{LB}}_{\tilde{C},t} - \text{LB}_{\tilde{C},t}| > \epsilon \mid \tilde{\mathcal{F}}_J, \mathcal{Z}_J\} = 0$.*

Finally, to construct $1 - \alpha$ confidence sets on the bounds, we use the resampling approaches of Efron and Tibshirani (1993) and Romano and Shaikh (2010), modified for cluster-level resampling; see Section A.6.4 of the supplementary materials for details. Also, Section A.5.3 of the supplementary materials shows that the estimated bounds satisfy the affine-invariance property of the ITT estimators.

5 Simulation

5.1 Model

We conduct a simulation study to examine the performance of our method. To make our simulation as realistic as possible to real data, we mimic the Hong Kong study design in that we use the same (i) subset of pre-treatment covariates (i.e. sex, age, vaccination history), (ii) cluster structure (i.e. number of clusters, size of clusters), and (iii) randomization probabilities from the study; the exact

model is stated below.

$$\begin{aligned}
\mathbf{X}_{ji} &= [1, X_{ji,\text{male}}, X_{ji,\text{age}}, X_{ji,\text{age}}^2, X_{ji,\text{vaccine}}]^\top, \tag{6} \\
&\{P(ji = \text{NT}), P(ji = \text{AT}), P(ji = \text{CO})\} \\
&\propto \begin{cases} \left[1, \exp\left\{-\frac{(X_{ji,\text{age}}-40)(X_{ji,\text{age}}-65)}{150}\right\}, \exp\left\{-\frac{(X_{ji,\text{age}}-20)(X_{ji,\text{age}}-50)}{150}\right\} \right] & \text{if } X_{ji,\text{male}} = 1 \\ \left[1, \exp\left\{-\frac{(X_{ji,\text{age}}-40)(X_{ji,\text{age}}-65)}{20}\right\}, \exp\left\{-\frac{(X_{ji,\text{age}}-20)(X_{ji,\text{age}}-50)}{20}\right\} \right] & \text{if } X_{ji,\text{male}} = 0 \end{cases}, \\
Y_{ji}^{(0)} &\sim \text{Ber}\{p_Y(D_{ji}^{(0)}, \mathbf{X}_{ji})\}, Y_{ji}^{(1)} \sim \max\left[Y_{ji}^{(0)}, \text{Ber}\{p_Y(D_{ji}^{(1)}, \mathbf{X}_{ji})\}\right], \\
p_Y(D_{ji}^{(z)}, \mathbf{X}_{ji}) &= \begin{cases} \text{expit}\{-3 + 2\bar{D}_{j(-i)}^{(z)}\} & \text{if } D_{ji}^{(z)} = 0 \\ \text{expit}(-3 + 2 + 4X_{ji,\text{vaccine}}) & \text{if } D_{ji}^{(z)} = 1 \end{cases}.
\end{aligned}$$

Here, $\bar{D}_{j(-i)}^{(z)} = (n_{ji} - 1)^{-1} \sum_{\ell: \ell \neq i} D_{j\ell}^{(z)}$ is the average number of ji 's peers who are using face masks and hand sanitizers when ji 's household is randomized to z . In words, the model states that females are likely to be ATs if $X_{ji,\text{age}} \in [45, 65]$, COs if $X_{ji,\text{age}} \in [20, 45]$, or NTs otherwise. In contrast, males are less likely to be ATs or COs in the same age intervals; see Section A.7 or the supplementary material for the graphical illustration. The outcome model is designed to have larger potential outcomes among the ATs. Also, the effect among the COs is greater than that among the NTs and ATs. The effect also varies depending on the individual's vaccination history. Overall, the true overall ITT effect is $\tau_{\text{ITT}} = 0.236$ and the true network effects among the compliance types are $\tau_{\text{NT}} = 0.155$, $\tau_{\text{AT}} = 0.148$, and $\tau_{\text{CO}} = 0.347$, respectively. Once the potential outcomes are generated, we follow the original design of the study where we randomly assign 72 clusters to treatment and the rest 79 clusters to control. We repeat the treatment randomization 1,000 times.

5.2 Results

Table 5.1 shows the estimation results of the overall ITT effect τ_{ITT} and the heterogeneous ITT effect β^* . Overall, we see that our estimators have negligible biases for τ_{ITT} and β^*

For the bounds, we use the linear classifier in (Linear) and the penalized logistic classifier in (Logistic). The noise for the randomized learner \tilde{f}_t is generated from a uniform distribution $\text{Unif}(-10^{-10}, 10^{-10})$. Also, for comparison, we compute the bounds based on Grilli and Mealli (2008) and Long and Hudgens (2013), who proposed bounds on effects defined by principal strata

Target estimand	Overall	Heterogeneous ITT effect coefficient (β^*)				
Variable	ITT (τ_{ITT})	Constant	Gender	Age	Age ²	Vaccination
True value	2.36×10^{-1}	5.15×10^{-2}	5.47×10^{-2}	1.16×10^{-2}	-1.69×10^{-4}	1.92×10^{-1}
Estimate	2.35×10^{-1}	4.92×10^{-2}	5.79×10^{-2}	1.16×10^{-2}	-1.68×10^{-4}	1.91×10^{-1}
Bias	-2.91×10^{-4}	-2.29×10^{-3}	3.23×10^{-3}	-0.51×10^{-5}	0.60×10^{-6}	-1.53×10^{-3}
Standard error	2.74×10^{-2}	7.15×10^{-2}	5.72×10^{-2}	4.39×10^{-3}	6.72×10^{-5}	7.52×10^{-2}
Average p-value	5.66×10^{-8}	0.475	0.404	0.089	0.107	0.111
Coverage	0.983	0.976	0.970	0.974	0.974	0.977

Table 5.1: Estimation Results for ITT Effects. Each column represents a target quantity of interest. Bias is the mean difference between the estimate and the true value. Standard error is the standard deviation of the estimates. Average p-value is the average of p-values from Wald-type tests. Coverages is the proportion CIs that include the true value.

using a collection of binary covariates $X_{ji,\text{male}}$ and $X_{ji,\text{vaccine}}$. We remark that we have extended the original methods to account for interference and CRTs. Notably, we show in Section A.5.2 of the supplementary materials that our extension of them, which we refer to as “extended bounds,” (i) cover τ_t , (ii) can be consistently estimated from data arising from CRTs, and (iii) the estimators of these bounds are affine-invariant. However, a notable limitation of the extended bounds is that they can only incorporate binary or discrete covariates with mutually exclusive levels and it may not be sharp.

Table 5.2 summarizes the population-level bounds, i.e. bounds if we had population-level classifiers and other population-level quantities. Among our bounds, the bound based on the penalized logistic classifier is the narrowest, in part, because the classifier is similar to the true model for compliance types. Also, our bounds are shorter than the extended bounds by 10% to 71.4%, in part because our bounds can use both continuous and discrete covariates. Having said that, because all the bounds are theoretically guaranteed to cover the target parameter, taking the intersection among them can lead to another, shorter bound for the target parameter.

Estimand	Classifier-based Bound		Extended Bound of Grilli and Mealli (2008) and Long and Hudgens (2013)	Intersection Bound
	Linear	Penalized Logistic		
$\tau_{\text{NT}} = 0.155$	[0.110, 0.216]	[0.110, 0.216]	[0.102, 0.220]	[0.110, 0.216]
$\tau_{\text{AT}} = 0.148$	[0.000, 0.463]	[0.000, 0.324]	[0.000, 0.602]	[0.000, 0.324]
$\tau_{\text{CO}} = 0.347$	[0.160, 0.450]	[0.218, 0.450]	[0.118, 0.931]	[0.218, 0.450]

Table 5.2: Sharp Bound Using Different Classifiers and Methods. Each row corresponds to the compliance group effects. Each column shows the classifiers used in our bounds, the extended bound of Grilli and Mealli (2008) and Long and Hudgens (2013), and the intersection bound created by taking the intersection of our bounds and the extended bound.

Table 5.3 reports biases, standard errors, and coverages of the 95% confidence sets with $B =$

1,000 resamples. We see that the biases are negligible, numerically verifying Theorem 4.2 and the theoretical properties of the extended bounds. Similarly, the confidence sets achieve nominal coverage, numerically validating the coverage properties. But, our confidence sets are conservative; see Section A.7 of the supplementary materials for additional details.

Estimand	Statistics	Classifier-based Bound				Extended Bound of Grilli and Mealli (2008) and Long and Hudgens (2013)		Intersection Bound	
		Linear		Penalized Logistic		LB	UB	LB	UB
		LB	UB	LB	UB				
τ_{NT}	Bias ($\times 10^3$)	0.8	-8.7	2.4	-10.6	13.0	-1.0	11.1	-11.3
	SE ($\times 10^2$)	4.0	3.6	4.0	3.6	3.2	2.9	3.4	3.6
	Coverage	0.968		0.961		0.962		0.957	
τ_{AT}	Bias ($\times 10^3$)	0.0	7.9	19.1	-4.2	0.1	-11.7	19.1	-5.1
	SE ($\times 10^2$)	0.0	10.3	3.7	10.5	0.1	7.7	3.7	10.3
	Coverage	0.993		0.999		0.981		0.999	
τ_{CO}	Bias ($\times 10^3$)	5.6	-1.7	11.5	-10.4	6.5	-4.1	12.2	-10.4
	SE ($\times 10^2$)	4.7	4.7	4.8	4.2	4.0	5.3	4.6	4.2
	Coverage	0.974		0.972		0.983		0.972	

Table 5.3: Summary of Estimated Bounds. Each row corresponds to the compliance group effect and relevant statistics. Each column shows the classifiers used in our bounds, the extended bound of Grilli and Mealli (2008) and Long and Hudgens (2013), and the intersection bound created by taking the intersection of our bounds and the extended bound.

6 Application

We re-analyze the original Hong Kong study using our proposed methods. Our replication analysis focuses on the authors’ analysis of the secondary attack rate, which is the infection rate excluding the index individual among households that are assigned to either the control intervention or the face masks plus hand hygiene intervention (i.e. the treatment condition). Ultimately, this led to a total of 96 households, of which 45 households were assigned treatment and the other 51 households were assigned control.

The first row of Table 6.1 shows the results of the overall ITT effect. We see that the cluster-level interventions of giving free masks and hand sanitizers had a statistically significant positive effect (at $\alpha = 0.05$) in decreasing flu cases in Hong Kong, reducing flu cases by 7.77% on average (95% CI: [0.0035, 0.1520]). We remark that this result agrees with the authors’ original analysis in their Table 3. Remarkably, our approach, despite not assuming a parametric model for the cluster correlation, has the power to detect a significant effect and thus, strengthens the existing causal

conclusion from the authors.

For heterogeneous ITT effects, we use individual-level, cluster-level, and index/peer’s characteristics as covariates. In total, with a constant intercept term, \mathbf{X}_{ji} consist of 13 components (intercept, four individual-level characteristics, four index individual characteristics, three dummy variables about n_j , and house size); see Table 6.1 and Section A.7 of the supplementary materials for details. From Table 6.1, the null hypothesis $H_0 : \beta_{11}^* = 0$ concerning the term $\mathbb{1}(n_j \geq 5)$ is rejected at level $\alpha = 0.05$ with a positive $\hat{\beta}_{11}$, implying that the cluster-level intervention of giving free masks and hand sanitizers was more effective at decreasing infection rates among households with many individuals. Also, the null hypothesis $H_0 : \beta_{12}^* = 0$ concerning house size is rejected at level $\alpha = 0.1$ with a negative $\hat{\beta}_{12}$, implying that the intervention was more effective among those who lived in small houses. Combined, the two results suggest that giving free masks and hand sanitizers was more effective among individuals living in dense households. In addition, the p-value of rejecting the overall non-intercept null hypothesis $H_0 : \beta_{(-0)}^* = 0$ is 3.75×10^{-6} , implying that the ITT effect is heterogeneous among the covariates. We remark that the original analysis by Cowling et al. (2009) did not analyze heterogeneous ITT effects and missed out on these important insights about the ITT effect. Also, like before, our analysis of heterogeneous ITT effects did not rely on parametric modeling assumptions.

Variable	Estimate	SE	95% CI		χ^2_1 -statistic	p-value
			LB	UB		
Overall ITT (τ_{ITT})	7.77×10^{-2}	3.79×10^{-2}	3.46×10^{-3}	1.52×10^{-1}	4.207	0.040
Intercept (β_0^*)	3.41×10^{-1}	2.00×10^{-1}	-5.19×10^{-2}	7.34×10^{-1}	2.894	0.089
Gender (β_1^*)	2.96×10^{-2}	6.03×10^{-2}	-8.86×10^{-2}	1.48×10^{-1}	0.241	0.623
Age (β_2^*)	-4.48×10^{-3}	6.45×10^{-3}	-1.71×10^{-2}	8.16×10^{-3}	0.483	0.487
Age ² (β_3^*)	3.22×10^{-5}	7.31×10^{-5}	-1.11×10^{-4}	1.76×10^{-4}	0.194	0.660
Vaccination (β_4^*)	-5.43×10^{-2}	6.76×10^{-2}	-1.87×10^{-1}	7.82×10^{-2}	0.645	0.422
Index ind. gender (β_5^*)	-8.85×10^{-2}	5.98×10^{-2}	-2.06×10^{-1}	2.87×10^{-2}	2.188	0.139
Index ind. age (β_6^*)	-6.38×10^{-3}	8.76×10^{-3}	-2.35×10^{-2}	1.08×10^{-2}	0.531	0.466
Index ind. Age ² (β_7^*)	1.66×10^{-4}	1.52×10^{-4}	-1.31×10^{-4}	4.63×10^{-4}	1.199	0.273
Index ind. vaccination (β_8^*)	7.39×10^{-2}	5.81×10^{-2}	-3.99×10^{-2}	1.88×10^{-1}	1.619	0.203
$\mathbb{1}(n_j = 3)$ (β_9^*)	3.29×10^{-2}	8.99×10^{-2}	-1.43×10^{-1}	2.09×10^{-1}	0.134	0.714
$\mathbb{1}(n_j = 4)$ (β_{10}^*)	-3.34×10^{-2}	7.56×10^{-2}	-1.82×10^{-1}	1.15×10^{-1}	0.195	0.659
$\mathbb{1}(n_j \geq 5)$ (β_{11}^*)	2.76×10^{-1}	1.09×10^{-1}	6.27×10^{-2}	4.90×10^{-1}	6.429	0.011
House size (β_{12}^*)	-1.46×10^{-4}	7.57×10^{-5}	-2.94×10^{-4}	2.24×10^{-6}	3.726	0.054

Table 6.1: ITT Effects from the Hong Kong Study. Each row represents an estimand and each column shows relevant statistics.

Finally, we estimate the bounds among the compliance types. Similar to the simulation study,

we use the linear and penalized logistic classifiers for our bounds. We also compare our bounds to the extended bounds that only use binary covariates, specifically the eight indicator variables generated by $\{X_{ji,\text{male}}, \mathbb{1}(n_j = 3), \mathbb{1}(n_j = 4), \mathbb{1}(n_j \geq 5)\}$; each strata created by these four covariates contains at least one control and treated clusters.

Table 6.2 summarizes the results from the bounds. Because the estimated number of ATs in the population is three we only present the results about τ_{NT} and τ_{CO} ; see Section A.7 of the supplementary materials for the full results. The linear classifier and the penalized logistic classifier produced similar bounds for all the effects. Also, our classifier-based bounds are narrower than the extended bounds using only binary covariates. Specifically, the classifier-based bounds of τ_{NT} and τ_{CO} are 13.5% and 21.5% narrower than the extended bounds of τ_{NT} and τ_{CO} , respectively. But, the lower bound estimate of τ_{NT} under the extended bound is positive whereas our classifier-based bound touches 0; see the next paragraph for additional discussion. The intersection bound for the NTs suggests a small, but statistically insignificant (at $\alpha = 0.05$ level) spillover effect among NTs, ranging from 5.4%p to 17.3%p reduction in infection rates among NTs from their NT peers wearing masks and using hand sanitizers. Similarly, the intersection bound for the COs suggest a small, but statistically insignificant (at $\alpha = 0.05$ level) total effect, ranging from 0%p to 14.6%p.

Estimand	Statistics	Classifier-based Bound		Extended Bound of Grilli and Mealli (2008) and Long and Hudgens (2013)	Intersection Bound
		Linear	Penalized Logistic		
τ_{NT}	Bound	[0.000, 0.173]	[0.000, 0.173]	[0.054, 0.254]	[0.054, 0.173]
	95% CI	[0.000, 0.374]	[0.000, 0.375]	[0.000, 0.395]	[0.000, 0.374]
τ_{CO}	Bound	[0.000, 0.146]	[0.000, 0.146]	[0.000, 0.186]	[0.000, 0.146]
	95% CI	[0.000, 0.299]	[0.000, 0.288]	[0.000, 0.297]	[0.000, 0.288]

Table 6.2: Network Effects Among Compliance Types in the Hong Kong Study. Each row corresponds to the compliance group effects and relevant statistics. Each column shows the classifiers used in our bounds, the extended bound of Grilli and Mealli (2008) and Long and Hudgens (2013), and the intersection bound created by taking the intersection of our bounds and the extended bound.

We take a moment to describe why the extended bound for the NTs is longer than the classifier-based bounds for the NTs, but the extended bound produced a lower bound that is greater than the classifier-based lower bounds. As discussed in Section 4.4, Theorem 4.1 does not say how far the lower and upper bounds are away from the true effect. As such, the extended bound, despite its longer length, could produce a lower bound that is closer to the true effect than the classifier-based bounds. Thankfully, because we showed that all the bounds, including our extension of the existing

bounds, must cover the true effect, we can take the intersection of the bounds to obtain a more informative bound of the treatment effect.

7 Conclusion

This paper presents assumption-lean methods to analyze two types of causal effects in CRTs from infectious diseases, the ITT effects and the network effects among different compliance types. For the ITT effects, we make a modest extension of [Ding et al. \(2019\)](#) to CRT settings where we propose estimators that are (i) robust to affine transformations, (ii) do not require parametric modeling assumptions, and (iii) allow the cluster size to potentially grow to infinity. For the network effects, we present a new method to obtain sharp bounds by using LP and supervised ML where using a good classifier for a compliance type can tighten bounds. This new approach gives investigators more ways to tune and shorten bounds using ML methods instead of only relying on having good data and may have broader applications in other areas of instrumental variables.

We end by offering some advice on using our methods in practice. First, we believe our approach to analyzing the ITT effects is promising, especially since our method was able to detect significant heterogeneous effects without making explicit modeling assumptions on the cluster structure, say Normally distributed random effects. Second, while a bound-based analysis is often considered conservative, as shown in the empirical example, investigators can fine-tune classifiers to narrow bounds. Third, as the empirical examples showed, while the classifier-based bounds are shorter than the extended bounds based only on binary covariates, intersecting both types of bounds may provide more information about the treatment effect than using one of them alone.

Supplementary Material

The supplementary material contains supplementary materials for “Assumption-Lean Analysis of Cluster Randomized Trials in Infectious Diseases for Intent-to-Treat Effects and Network Effects” Section [A](#) presents additional results related to the main paper. Section [B](#) presents lemmas that facilitates the proofs in Section [C](#) and [D](#). Section [C](#) proves theorems stated in the paper and the supplementary material. Section [D](#) proves lemmas introduced in the supplementary material.

A Additional Results

In this section, we introduce additional results which are related to the main paper.

A.1 Details of Section [1](#) in the Main Paper

In [Table A.1](#), we provide a selective overview of empirical work concerning CRTs for infectious diseases where treatment spillover effects were discussed and noncompliance was reported; for additional studies, see the references cited in these works. Overall, every study relied on some form of parametric modeling, some with random effect models and some using cluster bootstrap standard errors. Additionally, every study had more study units than the number of clusters, with some clusters having 400 study units per cluster ([Miguel and Kremer, 2004](#)) while others 1.35 study unit per cluster ([Devoto et al., 2012](#)).

Reference	Intervention	Primary Outcome	Cluster (size)	Individual (size)	Analytic Method
Miguel and Kremer (2004)	Having deworming drug	Helminth infection	School (75)	Student (~30,000)	Cluster-robust probit regression
Cowling et al. (2009)	Using masks and hand sanitizer	Influenza infection	Household (259)	Household member (794)	Logistic model with cluster-robust bootstrap Generalized estimating equations
Camini et al. (2010)	Using masks	Influenza-like illness	Household (105)	Household member (306)	Logistic model with cluster-robust bootstrap
Stebbins et al. (2011)	Giving hand sanitizer with education	Influenza infection	School (10)	Student (3,360)	Poisson/negative binomial mixed effect model
MacIntyre et al. (2011)	Wearing masks or respirators during the work shift	Influenza-like illness Influenza infection	Hospital (15)	Health care workers (1,441)	Logistic mixed effect model
Aiello et al. (2012)	Using masks and hand sanitizer	Influenza-like illness Influenza infection	University residence hall (37)	University student (1,178)	Discrete-time survival analysis
Devoto et al. (2012)	Providing information about and assisting the connection to the water network	Water usage Child health Overall well-being	Clustered by location (626)	Household (845)	Cluster-robust linear regression
Duflo et al. (2015)	Providing education subsidy and/or HIV education program	School attendance Early marriage/pregnancy HIV/Herpes infection	School (328)	Student (19,289)	Cluster-robust linear regression
MacIntyre et al. (2016)	Using medical masks	Clinical respiratory illness Influenza-like illness Respiratory infection	Hospital (6)	Household (245)	Survival analysis

Table A.1: Summary of the references in Section 1 in the main paper. Both noncompliance and spillover effects are present in all references.

A.2 Details of Section 2 in the Main Paper

A.2.1 Discussion about Assumptions (A1) in the context of the Hong Kong study

For the Hong Kong study, Assumption (A1) (i.e. partial interference) is a plausible, first-order approximation of the interference pattern for the following reasons. First, the study was limited to households that already included the flu-infected individual (i.e. the index patient) and the secondary attack rate (i.e. the outcome among the index patient’s peers) was assessed a week after randomization and within 36 hours after the discovery of the index patient. Second, past works studying influenza transmissions state that households are a key unit of influenza transmission due to the closeness between household members (Longini et al., 1982; Monto, 1994; Cauchemez et al., 2004; Mossong et al., 2008). Nevertheless, if a study unit frequently interacted with other study units in different households, especially between the time of randomization and the outcome was recorded, partial interference may be a poor approximation of the interference pattern in the Hong Kong study.

A.2.2 Relationship between the ITT Effect and the Average Individual Causal Effects (Hudgens and Halloran, 2008)

In this subsection, we introduce the relationship between the ITT effect among NT/ATs and the average indirect causal effects defined in (Hudgens and Halloran, 2008). For NT, the individual treatment effect is written as

$$\begin{aligned} \left\{ Y_{ji}^{(1)} - Y_{ji}^{(0)} \right\}_{\text{NT}_{ji}} &= \left\{ Y_{ji}^{(z_j=1, D_{ji}^{(1)}=0, D_{j(-i)}^{(1)})} - Y_{ji}^{(z_j=0, D_{ji}^{(0)}=0, D_{j(-i)}^{(0)})} \right\}_{\text{NT}_{ji}} \\ &\stackrel{\text{(A4)}}{=} \left\{ Y_{ji}^{(d_{ji}=0, D_{j(-i)}^{(1)})} - Y_{ji}^{(d_{ji}=0, D_{j(-i)}^{(0)})} \right\}_{\text{NT}_{ji}} . \end{aligned} \quad (7)$$

The first equality is the definition of $Y_{ji}^{(z)}$ and the second equality is from the exclusion restriction assumption (i.e., Assumption (A4)). In Hudgens and Halloran (2008), the individual average

indirect causal effect comparing treatment policy ψ to ψ' is re-written in our notation as follows.

$$\begin{aligned} & \bar{Y}_{ji}(0; \psi) - \bar{Y}_{ji}(0; \psi') \\ &= \sum_{\substack{\mathbf{d}_{j(-i)} \\ \in \{0,1\}^{n_i-1}}} Y_{ji}^{(d_{ji}=0, \mathbf{d}_{j(-i)})} \left\{ P_{\psi}(\mathbf{D}_{j(-i)} = \mathbf{d}_{j(-i)} \mid \mathbf{D}_{ji} = 0) - P_{\psi'}(\mathbf{D}_{j(-i)} = \mathbf{d}_{j(-i)} \mid \mathbf{D}_{ji} = 0) \right\}. \end{aligned} \quad (8)$$

We take ψ as the policy where all individuals are encouraged to take the treatment, and ψ' as the policy where all individuals are assigned to control. Since the treatment receipt is determined for each individual under our setup, we have $P_{\psi}(\mathbf{D}_{j(-i)} = \mathbf{D}_{j(-i)}^{(1)} \mid \mathbf{D}_{ji} = 0) = 1$ for NTs, and this leads $\bar{Y}_{ji}(0; \psi) = Y_{ji}^{(d_{ji}=0, \mathbf{D}_{j(-i)}^{(1)})}$. Similarly, we obtain $\bar{Y}_{ji}(0; \psi') = Y_{ji}^{(d_{ji}=0, \mathbf{D}_{j(-i)}^{(0)})}$ for NTs. Therefore, (7) is a special case of (8) when comparing the all-encouragement policy against a no-encouragement policy. By averaging the individual average indirect causal effect among NTs, we find that the NT group average indirect causal effect under ψ_1 and ψ_0 is equivalent to τ_{NT} as follows.

$$\frac{1}{N_{\text{NT}}} \sum_{ji} \{ \bar{Y}_{ji}(0; \psi_1) - \bar{Y}_{ji}(0; \psi_0) \} \text{NT}_{ji} = \frac{1}{N_{\text{NT}}} \sum_{ji} \left\{ Y_{ji}^{(d_{ji}=0, \mathbf{D}_{j(-i)}^{(1)})} - Y_{ji}^{(d_{ji}=0, \mathbf{D}_{j(-i)}^{(0)})} \right\} \text{NT}_{ji} = \tau_{\text{NT}}.$$

Therefore, τ_{NT} can be understood as the NT group average indirect causal effect comparing ψ_1 to ψ_0 . By a similar manner, τ_{AT} can be interpreted as the AT group average indirect causal effect comparing ψ_1 to ψ_0 .

A.3 Details of Section 3 in the Main Paper

A.3.1 Notation

We introduce two operators on tensors, the sample mean operator \mathcal{M} and the sample covariance operator \mathcal{V} . Let $\mathcal{S} = \{\mathcal{S}_1, \dots, \mathcal{S}_J\}$ and $\mathcal{T} = \{\mathcal{T}_1, \dots, \mathcal{T}_J\}$ be collections of $k_1 \times k_2$ matrices where the ℓ th column of \mathcal{S}_j and \mathcal{T}_j are denoted as $\mathbf{s}_{j\ell} \in \mathbb{R}^{k_1}$ and $\mathbf{t}_{j\ell} \in \mathbb{R}^{k_1}$, respectively, for $\ell = 1, \dots, k_2$. Then, the sample mean operator $\mathcal{M} : \{\mathbb{R}^{k_1 \times k_2}\}^{\otimes J} \rightarrow \mathbb{R}^{k_1 \times k_2}$ on \mathcal{S} and the sample covariance operator $\mathcal{V} : \{\mathbb{R}^{k_1 \times k_2}\}^{\otimes J} \otimes \{\mathbb{R}^{k_1 \times k_2}\}^{\otimes J} \rightarrow \mathbb{R}^{k_1 k_2 \times k_1 k_2}$ on \mathcal{S} and \mathcal{T} are defined as

$$\mathcal{M}(\mathcal{S}) = \frac{1}{J} \sum_{j=1}^J \mathcal{S}_j, \quad \mathcal{V}(\mathcal{S}, \mathcal{T}) = \frac{1}{J-1} \sum_{j=1}^J [\text{vec}(\mathcal{S}_j) - \text{vec}\{\mathcal{M}(\mathcal{S})\}] [\text{vec}(\mathcal{T}_j) - \text{vec}\{\mathcal{M}(\mathcal{T})\}]^{\top}.$$

Here $\text{vec}(\mathbf{A}) = (\mathbf{a}_1^\top, \dots, \mathbf{a}_{k_2}^\top)^\top$ is the vectorization of a $k_1 \times k_2$ matrix $\mathbf{A} = [\mathbf{a}_1, \dots, \mathbf{a}_{k_2}]$ where $\mathbf{a}_\ell \in \mathbb{R}^{k_1}$ is the ℓ th column vector of \mathbf{A} . Also, we denote the covariance matrix of \mathcal{S} as $\mathcal{V}(\mathcal{S}) = \mathcal{V}(\mathcal{S}, \mathcal{S})$. When $k_2 = 1$, $\mathcal{M}(\mathcal{S})$ and $\mathcal{V}(\mathcal{S})$ reduce to the familiar sample mean and the covariance matrix of J vectors of $\mathcal{S}_1, \dots, \mathcal{S}_J$ with $\mathcal{S}_j \in \mathbb{R}^{k_1}$. Let $\mathcal{Y}_j^{(z)} = (J/N) \sum_{i=1}^{n_j} Y_{ji}^{(z)}$ be the scaled average of potential outcomes in cluster j under treatment arm $z \in \{0, 1\}$ and let $\mathcal{Y}^{(z)} = \{\mathcal{Y}_1^{(z)}, \dots, \mathcal{Y}_J^{(z)}\}$ be the collection of $\mathcal{Y}_j^{(z)}$ s across J clusters. Let $\mathcal{Y}_{X,j}^{(z)} = (J/N) \sum_{i=1}^{n_j} \mathbf{X}_{ji} Y_{ji}^{(z)}$, $\mathcal{X}_j = (J/N) \sum_{i=1}^{n_j} \mathbf{X}_{ji} \mathbf{X}_{ji}^\top$, $\mathcal{Y}_X^{(z)} = \{\mathcal{Y}_{X,1}^{(z)}, \dots, \mathcal{Y}_{X,J}^{(z)}\}$, and $\mathcal{X} = \{\mathcal{X}_1, \dots, \mathcal{X}_J\}$. Then the overall and heterogeneous ITT effects are represented as $\tau_{\text{ITT}} = \sum_{ji} \tau_{ji}/N = \mathcal{M}\{\mathcal{Y}^{(1)}\} - \mathcal{M}\{\mathcal{Y}^{(0)}\}$ and β^* becomes $\beta^* = \{\mathcal{M}(\mathcal{X})\}^{-1} [\mathcal{M}\{\mathcal{Y}_X^{(1)}\} - \mathcal{M}\{\mathcal{Y}_X^{(0)}\}]$ if $N^{-1} \sum_{ji} \mathbf{X}_{ji} \mathbf{X}_{ji}^\top$ is invertible.

We consider $\widehat{\mathcal{M}}_z(\mathcal{S})$ and $\widehat{\mathcal{V}}_z(\mathcal{S})$, which are estimators of the mean and covariance operators under treatment arm $z \in \{0, 1\}$, i.e.

$$\begin{aligned} \widehat{\mathcal{M}}_z(\mathcal{S}) &= \frac{\sum_{j=1}^J \mathbb{1}(Z_j = z) \mathcal{S}_j}{\sum_{j=1}^J \mathbb{1}(Z_j = z)}, \\ \widehat{\mathcal{V}}_z(\mathcal{S}) &= \frac{\sum_{j=1}^J \mathbb{1}(Z_j = z) [\text{vec}(\mathcal{S}_j) - \text{vec}\{\widehat{\mathcal{M}}_z(\mathcal{S})\}] [\text{vec}(\mathcal{S}_j) - \text{vec}\{\widehat{\mathcal{M}}_z(\mathcal{S})\}]^\top}{\sum_{j=1}^J \mathbb{1}(Z_j = z) - 1}. \end{aligned}$$

Let $\mathcal{Y} = \{\mathcal{Y}_1^{(Z_1)}, \dots, \mathcal{Y}_J^{(Z_J)}\}$ and $\mathcal{Y}_X = \{\mathcal{Y}_{X,1}^{(Z_1)}, \dots, \mathcal{Y}_{X,J}^{(Z_J)}\}$ be the observed values of $\mathcal{Y}_j^{(z_j)}$ and $\mathcal{Y}_{X,j}^{(z_j)}$, respectively. Also, let $\mathcal{N} = \{(J/N)n_1, \dots, (J/N)n_J\}$ be the collection of scaled cluster sizes. Then, the ratio estimators of the overall and heterogeneous ITT effects are represented as follows.

$$\begin{aligned} \widehat{\tau}_{\text{ITT}} &= \{\widehat{\mathcal{M}}_1(\mathcal{N})\}^{-1} \widehat{\mathcal{M}}_1(\mathcal{Y}) - \{\widehat{\mathcal{M}}_0(\mathcal{N})\}^{-1} \widehat{\mathcal{M}}_0(\mathcal{Y}), \\ \widehat{\beta} &= \{\widehat{\mathcal{M}}_1(\mathcal{X})\}^{-1} \widehat{\mathcal{M}}_1(\mathcal{Y}_X) - \{\widehat{\mathcal{M}}_0(\mathcal{X})\}^{-1} \widehat{\mathcal{M}}_0(\mathcal{Y}_X). \end{aligned}$$

A.3.2 Dependence of Difference-in-means Estimator on Affine Transformations

In this subsection, we show the Neyman-type unbiased estimators $\widehat{\tau}_{\text{ITT}} = \widehat{\mathcal{M}}_1(\mathcal{Y}) - \widehat{\mathcal{M}}_0(\mathcal{Y})$ and $\widehat{\beta} = \{\mathcal{M}(\mathcal{X})\}^{-1} \{\widehat{\mathcal{M}}_1(\mathcal{Y}_X) - \widehat{\mathcal{M}}_0(\mathcal{Y}_X)\}$ are sensitive to transformation in the outcome variable. Suppose the outcome variable is transformed as $Y'_{ji} = c + dY_{ji}$. The corresponding estimators associated with Y'_{ji} are

$$\widehat{\tau}'_{\text{ITT}} = \widehat{\mathcal{M}}_1(c\mathbf{1}_J + d\mathcal{Y}) - \widehat{\mathcal{M}}_0(c\mathbf{1}_J + d\mathcal{Y}), \quad \widehat{\beta}' = \{\mathcal{M}(\mathcal{X})\}^{-1} \{\widehat{\mathcal{M}}_1(c\mathcal{C} + d\mathcal{Y}_X) - \widehat{\mathcal{M}}_0(c\mathcal{C} + d\mathcal{Y}_X)\}$$

where $\mathbf{1}_J = \{1, \dots, 1\}$ and $\mathcal{C} = \{\mathcal{C}_1, \dots, \mathcal{C}_J\}$ with $\mathcal{C}_j = (J/N) \sum_{i=1}^{n_j} \mathbf{X}_{ji}$. We observe that $\widehat{\mathcal{M}}_1(c\mathbf{1}_J + d\mathbf{Y})$ and $\widehat{\mathcal{M}}_0(c\mathbf{1}_J + d\mathbf{Y})$ are given as follows.

$$\begin{aligned}\widehat{\mathcal{M}}_1(c\mathbf{1}_J + d\mathbf{Y}) &= \frac{c}{m} \frac{J}{N} \sum_{j=1}^J Z_j n_j + d\widehat{\mathcal{M}}_1(\mathbf{Y}) = \frac{cN_1}{m} \frac{J}{N} + d\widehat{\mathcal{M}}_1(\mathbf{Y}), & N_1 &= \sum_{j=1}^J Z_j n_j, \\ \widehat{\mathcal{M}}_0(c\mathbf{1}_J + d\mathbf{Y}) &= \frac{cN_0}{J-m} \frac{J}{N} + d\widehat{\mathcal{M}}_0(\mathbf{Y}), & N_0 &= \sum_{j=1}^J (1 - Z_j) n_j.\end{aligned}$$

Thus, the dependence of $\widehat{\tau}'_{\text{ITT}}$ on c does not vanish.

$$\widehat{\tau}'_{\text{ITT}} = \frac{cJ}{N} \left(\frac{N_1}{m} - \frac{N_0}{J-m} \right) + d\widehat{\mathcal{M}}_1(\mathbf{Y}) - d\widehat{\mathcal{M}}_0(\mathbf{Y}) = \frac{cJ}{N} \left(\frac{N_1}{m} - \frac{N_0}{J-m} \right) + d\widehat{\tau}_{\text{ITT}}.$$

In particular, we are left with the contrast $N_1/m - N_0/(J-m)$. Now, if every cluster has the same number of people, say n , $N_0 = (J-m)n$, $N_1 = mn$ and this contrast is equal to zero. But, if the cluster size is heterogeneous where some clusters are larger than other clusters and as such, the treated clusters may be larger (or smaller) than the control clusters, this contrast is no longer zero. In other words, the Neyman-type does not account for the imbalances in cluster size between the treated and control clusters. Another way to interpret the non-vanishing contrast is that while the target estimand is averaging across all units in the study, the Neyman-type unbiased estimators focuses on the contrasts at the cluster-level by using only cluster-level treatment assignment and as such.

Similarly, we observe that $\widehat{\mathcal{M}}_1(c\mathcal{C} + d\mathbf{Y}_X)$ and $\widehat{\mathcal{M}}_0(c\mathcal{C} + d\mathbf{Y}_X)$ are given as follows.

$$\begin{aligned}\widehat{\mathcal{M}}_1(c\mathcal{C} + d\mathbf{Y}_X) &= \frac{c}{m} \frac{J}{N} \sum_{j=1}^J Z_j \sum_{i=1}^{n_j} \mathbf{X}_{ji} + d\widehat{\mathcal{M}}_1(\mathbf{Y}_X), \\ \widehat{\mathcal{M}}_0(c\mathcal{C} + d\mathbf{Y}_X) &= \frac{c}{J-m} \frac{J}{N} \sum_{j=1}^J (1 - Z_j) \sum_{i=1}^{n_j} \mathbf{X}_{ji} + d\widehat{\mathcal{M}}_0(\mathbf{Y}_X).\end{aligned}$$

Similar to the overall ITT effect, the dependence of $\widehat{\beta}'$ on c does not vanish.

$$\begin{aligned}
& \widehat{\mathcal{M}}_1(c\mathbf{e} + d\mathbf{y}_X) - \widehat{\mathcal{M}}_0(c\mathbf{e} + d\mathbf{y}_X) \\
&= \left\{ \mathcal{M}(\mathbf{x}) \right\}^{-1} \left\{ \frac{cJ}{N} \left(\frac{\sum_{j=1}^J Z_j \sum_{i=1}^{n_j} \mathbf{X}_{ji}}{m} - \frac{\sum_{j=1}^J (1-Z_j) \sum_{i=1}^{n_j} \mathbf{X}_{ji}}{J-m} \right) + d\widehat{\mathcal{M}}_1(\mathbf{y}_X) - d\widehat{\mathcal{M}}_0(\mathbf{y}_X) \right\} \\
&= \left\{ \mathcal{M}(\mathbf{x}) \right\}^{-1} \left\{ \frac{cJ}{N} \left(\frac{\sum_{j=1}^J Z_j \sum_{i=1}^{n_j} \mathbf{X}_{ji}}{m} - \frac{\sum_{j=1}^J (1-Z_j) \sum_{i=1}^{n_j} \mathbf{X}_{ji}}{J-m} \right) \right\} + d\widehat{\beta}.
\end{aligned}$$

In summary, the Neyman-type unbiased estimators are sensitive to transformation in the outcome variable.

A.3.3 Independence of Ratio Estimator on Affine Transformations

In this subsection, we show the ratio estimators $\widehat{\tau}_{\text{ITT}} = \{\widehat{\mathcal{M}}_1(\mathcal{N})\}^{-1} \widehat{\mathcal{M}}_1(\mathbf{y}) - \{\widehat{\mathcal{M}}_0(\mathcal{N})\}^{-1} \widehat{\mathcal{M}}_0(\mathbf{y})$ and $\widehat{\beta} = \{\widehat{\mathcal{M}}_1(\mathbf{x})\}^{-1} \widehat{\mathcal{M}}_1(\mathbf{y}_X) - \{\widehat{\mathcal{M}}_0(\mathbf{x})\}^{-1} \widehat{\mathcal{M}}_0(\mathbf{y}_X)$ are insensitive to transformation in the outcome variable. Suppose the outcome variable is transformed as $Y'_{ji} = c + dY_{ji}$. The corresponding estimators associated with Y'_{ji} are

$$\begin{aligned}
\widehat{\tau}'_{\text{ITT}} &= \frac{\sum_{j=1}^J \mathbb{1}(Z_j = 1) \sum_{i=1}^{n_j} (c + dY_{ji})}{\sum_{j=1}^J \mathbb{1}(Z_j = 1) n_j} - \frac{\sum_{j=1}^J \mathbb{1}(Z_j = 0) \sum_{i=1}^{n_j} (c + dY_{ji})}{\sum_{j=1}^J \mathbb{1}(Z_j = 0) n_j}, \\
\widehat{\beta}' &= \left\{ \sum_{j=1}^J \mathbb{1}(Z_j = 1) \sum_{i=1}^{n_j} \mathbf{X}_{ji} \mathbf{X}_{ji}^{\top} \right\}^{-1} \left\{ \sum_{j=1}^J \mathbb{1}(Z_j = 1) \sum_{i=1}^{n_j} \mathbf{X}_{ji} (c + dY_{ji}) \right\} \\
&\quad - \left\{ \sum_{j=1}^J \mathbb{1}(Z_j = 0) \sum_{i=1}^{n_j} \mathbf{X}_{ji} \mathbf{X}_{ji}^{\top} \right\}^{-1} \left\{ \sum_{j=1}^J \mathbb{1}(Z_j = 0) \sum_{i=1}^{n_j} \mathbf{X}_{ji} (c + dY_{ji}) \right\}.
\end{aligned}$$

For the ITT estimator, it is straightforward to find $\widehat{\tau}'_{\text{ITT}} = d\widehat{\tau}_{\text{ITT}}$. At a high level, this is because the ratio estimator now takes into consideration the number of treated units in each cluster through its denominator. This has the effect of cancelling out the dependence on the shifting term c when taking the difference in the outcome between treated and control units.

Similarly, to show that $\widehat{\beta}$ is invariant to affine transformations, we first observe the following equality for $z = 0, 1$.

$$\left\{ \sum_{j=1}^J \mathbb{1}(Z_j = z) \sum_{i=1}^{n_j} \mathbf{X}_{ji} \mathbf{X}_{ji}^{\top} \right\}^{-1} \left\{ \sum_{j=1}^J \mathbb{1}(Z_j = z) \sum_{i=1}^{n_j} \mathbf{X}_{ji} \right\} = \mathbf{u}_1$$

where $\mathbf{u}_1 = (1, 0, \dots, 0)^\top \in \mathbb{R}^p$ so long as the first element of \mathbf{X}_{ji} is 1 (i.e., \mathbf{X}_{ji} includes the intercept). As a result, we observe $\widehat{\boldsymbol{\beta}}' = d\widehat{\boldsymbol{\beta}}$.

$$\begin{aligned}\widehat{\boldsymbol{\beta}}' &= \left\{ \sum_{j=1}^J \mathbb{1}(Z_j = 1) \sum_{i=1}^{n_j} \mathbf{X}_{ji} \mathbf{X}_{ji}^\top \right\}^{-1} \left\{ \sum_{j=1}^J \mathbb{1}(Z_j = 1) \sum_{i=1}^{n_j} \mathbf{X}_{ji} (c + dY_{ji}) \right\} \\ &\quad - \left\{ \sum_{j=1}^J \mathbb{1}(Z_j = 0) \sum_{i=1}^{n_j} \mathbf{X}_{ji} \mathbf{X}_{ji}^\top \right\}^{-1} \left\{ \sum_{j=1}^J \mathbb{1}(Z_j = 0) \sum_{i=1}^{n_j} \mathbf{X}_{ji} (c + dY_{ji}) \right\} \\ &= c\mathbf{u}_1 - c\mathbf{u}_1 + d\widehat{\boldsymbol{\beta}} = d\widehat{\boldsymbol{\beta}}.\end{aligned}$$

A.3.4 Asymptotic Properties of the Overall and Heterogeneous ITT Effect Estimators

In this subsection, we present the details of Theorem 3.1 in the main paper. First, we introduce the finite moment assumption.

Assumption A.1 (Finite Moment Assumption). Let $\mathcal{R}^{(z)} = \{\mathcal{R}_1^{(z)}, \dots, \mathcal{R}_J^{(z)}\}$ and $\mathcal{R}_X^{(z)} = \{\mathcal{R}_{X,1}^{(z)}, \dots, \mathcal{R}_{X,J}^{(z)}\}$ with $\mathcal{R}_j^{(z)} = \mathcal{Y}_j^{(z)} - \mathcal{N}_j \mathcal{M}\{\mathcal{Y}^{(z)}\}$, and $\mathcal{R}_{X,j}^{(z)} = \mathcal{Y}_{X,j}^{(z)} - \mathcal{X}_j \{\mathcal{M}(\mathcal{X})\}^{-1} \mathcal{M}\{\mathcal{Y}_X^{(z)}\}$ for $z \in \{0, 1\}$. The following condition holds.

- (i) (*Asymptotic rate of m and J*) As $J \rightarrow \infty$, we have $m/J \rightarrow p_{\text{trt}} \in (0, 1)$.
- (ii) (*First Moments and full rank*) For each $z = 0, 1$, $\mathcal{M}\{\mathcal{R}^{(z)}\}$, $\mathcal{M}\{\mathcal{R}_X^{(z)}\}$ have finite limits as $J \rightarrow \infty$. Also, $\mathcal{M}(\mathcal{X})$ is full rank and $\lim_{J \rightarrow \infty} \mathcal{M}(\mathcal{X})$ converges to a full-rank matrix.
- (iii) (*Second Moments*) For each $z = 0, 1$, $\mathcal{V}\{\mathcal{R}^{(z)}\}$, $\mathcal{V}\{\mathcal{R}_X^{(z)}\}$, $\mathcal{V}\{\mathcal{R}^{(1)}, \mathcal{R}^{(0)}\}$, $\mathcal{V}\{\mathcal{R}_X^{(1)}, \mathcal{R}_X^{(0)}\}$, and $\mathcal{V}(\mathcal{X})$ have nonzero finite limits as $J \rightarrow \infty$.
- (iv) (*Tightness*) As $J \rightarrow \infty$, $\|\mathcal{R}_j^{(z)} - \mathcal{M}\{\mathcal{R}^{(z)}\}\|_2^2/J$, $\|\mathcal{R}_{X,j}^{(z)} - \mathcal{M}\{\mathcal{R}_X^{(z)}\}\|_2^2/J$, and $\|\mathcal{X}_j - \mathcal{M}(\mathcal{X})\|_2^2/J$ converge to zero for all $j = 1, \dots, J$ and $z = 0, 1$.

We remark that J and n_j can grow so long as (i)-(iv) hold. Also, if n_j is bounded, the result will still hold so long as (i)-(v) are satisfied. As a simple example, bounded n_j implies conditions (iii) and (iv) if $\|\mathbf{X}_{ji}\|$ is bounded. We restate Theorem A.1 using new notations.

Theorem A.1. *Suppose Assumptions (A1) and (A2) in the main paper hold. Then, under Assumption A.1, as $J \rightarrow \infty$, the limiting distributions of $\widehat{\tau}_{\text{ITT}}$ and $\widehat{\beta}$ are*

$$\sqrt{J}(\widehat{\tau}_{\text{ITT}} - \tau_{\text{ITT}}) \xrightarrow{D} N(0, \sigma_{\text{ITT}}^2) \quad , \quad \sqrt{J}(\widehat{\beta} - \beta^*) \xrightarrow{D} N(0, \Sigma_{\beta})$$

where the variance terms are given by

$$\begin{aligned} \sigma_{\text{ITT}}^2 &= \lim_{J \rightarrow \infty} J \left[\frac{\mathcal{V}\{\mathcal{R}^{(1)}\}}{m} + \frac{\mathcal{V}\{\mathcal{R}^{(0)}\}}{J-m} - \frac{\mathcal{V}\{\mathcal{R}^{(1)} - \mathcal{R}^{(0)}\}}{J} \right], \\ \Sigma_{\beta} &= \lim_{J \rightarrow \infty} J \left[\left\{ \mathcal{M}(\mathcal{X}) \right\}^{-1} \left[\frac{\mathcal{V}\{\mathcal{R}_X^{(1)}\}}{m} + \frac{\mathcal{V}\{\mathcal{R}_X^{(0)}\}}{J-m} - \frac{\mathcal{V}\{\mathcal{R}_X^{(1)} - \mathcal{R}_X^{(0)}\}}{J} \right] \left\{ \mathcal{M}(\mathcal{X}) \right\}^{-1} \right]. \end{aligned}$$

The proof is in Section C.1.

Let $\mathcal{R}_j = \mathcal{Y}_j^{(Z_j)} - \mathcal{N}_j \widehat{\mathcal{M}}_{Z_j}(\mathcal{Y})$ and $\mathcal{R}_{X,j} = \mathcal{Y}_{X,j}^{(Z_j)} - \mathcal{X}_j \{ \widehat{\mathcal{M}}_{Z_j}(\mathcal{X}) \}^{-1} \widehat{\mathcal{M}}_{Z_j}(\mathcal{Y}_X)$ be the observed values of $\mathcal{R}_j^{(z)}$ and $\mathcal{R}_{X,j}^{(z)}$, respectively. Let $\mathcal{R} = \{\mathcal{R}_1, \dots, \mathcal{R}_J\}$ and $\mathcal{R}_X = \{\mathcal{R}_{X,1}, \dots, \mathcal{R}_{X,J}\}$. To estimate the asymptotic variance, we use the following variance estimators.

$$\begin{aligned} \widehat{\sigma}_{\text{ITT}}^2 &= J \left\{ \frac{\widehat{\mathcal{V}}_1(\mathcal{R})}{m} + \frac{\widehat{\mathcal{V}}_0(\mathcal{R})}{J-m} \right\}, \\ \widehat{\Sigma}_{\beta} &= J \left[\frac{\{ \widehat{\mathcal{M}}_1(\mathcal{X}) \}^{-1} \widehat{\mathcal{V}}_1(\mathcal{R}_X) \{ \widehat{\mathcal{M}}_1(\mathcal{X}) \}^{-1}}{m} + \frac{\{ \widehat{\mathcal{M}}_0(\mathcal{X}) \}^{-1} \widehat{\mathcal{V}}_0(\mathcal{R}_X) \{ \widehat{\mathcal{M}}_0(\mathcal{X}) \}^{-1}}{J-m} \right]. \end{aligned}$$

See Fogarty (2018) for similar estimators. Under Assumption A.1 and Assumptions (A1) and (A2) in the main paper, $\widehat{\sigma}_{\text{ITT}}^2$ and $\widehat{\Sigma}_{\beta}$ have the following asymptotic representation.

$$\begin{aligned} \widehat{\sigma}_{\text{ITT}}^2 &= J \left[\frac{\mathcal{V}\{\mathcal{R}^{(1)}\}}{m} + \frac{\mathcal{V}\{\mathcal{R}^{(0)}\}}{J-m} \right] + o_P(1), \\ \widehat{\Sigma}_{\beta} &= J \left[\left\{ \mathcal{M}(\mathcal{X}) \right\}^{-1} \left[\frac{\mathcal{V}\{\mathcal{R}_X^{(1)}\}}{m} + \frac{\mathcal{V}\{\mathcal{R}_X^{(0)}\}}{J-m} \right] \left\{ \mathcal{M}(\mathcal{X}) \right\}^{-1} \right] + o_P(1). \end{aligned}$$

Therefore, $\widehat{\sigma}_{\text{ITT}}^2$ and $\widehat{\Sigma}_{\beta}$ are conservative for σ_{ITT}^2 and Σ_{β} , respectively, in the sense that $\lim_{J \rightarrow \infty} (\widehat{\sigma}_{\text{ITT}}^2 - \sigma_{\text{ITT}}^2)$ and $\lim_{J \rightarrow \infty} (\widehat{\Sigma}_{\beta} - \Sigma_{\beta})$ are non-negative and positive semi-definite, respectively. The proof is also in Section C.1.

A.4 Details of Section 4.2 in the Main Paper

A.4.1 Choice of the Random Noise Parameter r

In this subsection, we introduce a practical guide for choosing the random noise parameter r . We only use NT classifier, but the same approach can be applied to AT/CO classifiers.

Let Q be the collection of calibration term q satisfying the second part of equation (2) in the main paper; i.e.,

$$Q = \left\{ q \left| N_{\text{NT}} = \sum_{ji} \mathbb{1}\{f_{\text{NT}}(\mathbf{X}_{ji}; \theta_{\text{NT}}^*) \geq q\} \right. \right\}. \quad (9)$$

As discussed in the main paper, q_{NT}^* is chosen so that the number of NTs in the population is the same as the number of individuals classified as NT; Kennedy et al. (2020) refers to such classifier as a strength-calibrated classifier.

Q should satisfy two desirable conditions to theoretically guarantee consistent estimation of the sharp bound of τ_{NT} . The first condition is non-empty Q , which implies that the quantile-threshold classifier based on the “optimal learner” $f_{\text{NT}}(\cdot; \theta_{\text{NT}}^*)$ (with respect to the loss function L) can be strength-calibrated. That is, the optimal learner can be used to classify individuals into NT and non-NT while the numbers of true NTs and the number of individuals classified as NT are the same. If Q is non-empty, it has a form of $(f_{(N_{\text{nNT}})}, f_{(N_{\text{nNT}}+1)})$ where $f_{(k)}$ is k -th order statistic of $f_{\text{NT}}(\mathbf{X}_{ji}; \theta_{\text{NT}}^*)$ among N optimal learners and $N_{\text{nNT}} = N - N_{\text{NT}}$ is the number of non-NTs. The second condition is that the length of Q is $\Theta(J^{-1})$ provided that Q is not empty. This implies that all possible calibration values converge to a single value. As a result, all quantile-threshold classifiers based on the optimal learner satisfying (9) are asymptotically equivalent. The convergence rate J^{-1} is the same as two adjacent order statistics of a continuous distribution whose density is upper bounded.

Motivated by the above conditions, we formally define *the optimal solution set* Q as follows.

Definition A.1. A solution set $Q \subset \mathbb{R}$ is optimal if Q is not empty with a form $Q = (q_1, q_2]$ ($q_1, q_2 \in \mathbb{R}$) and the length of Q is $\Theta(J^{-1})$.

As discussed in the main paper, the solution set Q may be non-optimal. Among possible violations, we consider two cases which mostly happens in practice.

(a) (*Violation 1: Empty Q*) The set Q may empty if the unique values of the optimal proxies are much fewer than J . This happens if all of the covariates are discrete variables. For example, suppose that the observed dataset has a binary covariate $\mathbf{X}_{ji} \in \{0, 1\}$ and that the linear learner $f_{\text{NT}}(\mathbf{X}_{ji}; \theta_{\text{NT}}) = \mathbf{X}_{ji}^T \theta_{\text{NT}}$ is used. Then, the optimal learner $f_{\text{NT}}(\mathbf{X}_{ji}; \theta_{\text{NT}}^*)$ can only take two values corresponding to $\mathbf{X}_{ji} = 0$ or 1 , say $f_{\text{NT}}(1; \theta_{\text{NT}}^*) = 0.7$ and $f_{\text{NT}}(0; \theta_{\text{NT}}^*) = 0.3$. Thus, the possible number of NTs based on $\sum_{ji} \mathbb{1}\{f_{\text{NT}}(\mathbf{X}_{ji}; \theta_{\text{NT}}^*) \geq q_{\text{NT}}\}$ are only three as follows:

$$\sum_{ji} \mathbb{1}\{f_{\text{NT}}(\mathbf{X}_{ji}; \theta_{\text{NT}}^*) \geq q_{\text{NT}}\} = \begin{cases} N & q \leq 0.3 \\ \sum_{ji} \mathbb{1}\{\mathbf{X}_{ji} = 1\} & 0.3 < q \leq 0.7 \\ 0 & 0.7 < q \end{cases} \quad (10)$$

Unless the number of individuals whose covariate is 1 equals to N_{NT} (i.e., $\sum_{ji} \mathbb{1}\{\mathbf{X}_{ji} = 1\} = N_{\text{NT}}$), Q is empty.

(b) (*Violation 2: Asymptotically non-shrinking Q*) Asymptotically non-shrinking Q may occur if NT membership is systematically determined by discrete covariates. Continuing the illustration of (10), suppose that a binary covariate \mathbf{X}_{ji} is the immunocompromise status of individual ji which perfectly indicates NT membership of ji ; i.e., $\mathbb{1}\{\mathbf{X}_{ji} = 1\} = \text{NT}_{ji}$. The corresponding Q is non-empty with a form $(0.3, 0.7]$. If the proportion of NTs and non-NTs do not vanish as J goes to infinity, the length of Q also does not shrink.

To obtain an optimal the solution set under the above cases, we use the randomized learner $\tilde{f}_{\text{NT}}(\mathbf{X}_{ji}; \theta_{\text{NT}}^*) = f_{\text{NT}}(\mathbf{X}_{ji}; \theta_{\text{NT}}^*) + e_{\text{NT}_{ji}}$ where $e_{\text{NT}_{ji}} \sim \text{Unif}(-r, r)$. The corresponding solution set \tilde{Q} involving the noise-added optimal proxies is defined as

$$\tilde{Q} := \left\{ q \mid N_{\text{NT}} = \sum_{ji} \mathbb{1}\{\tilde{f}_{\text{NT}}(\mathbf{X}_{ji}; \theta_{\text{NT}}^*) \geq q\} \right\}. \quad (11)$$

In the following paragraphs, we show that \tilde{Q} is an optimal set under carefully chosen r when either one of violation occurs. Briefly speaking, due to the distribution of $e_{\text{NT}_{ji}}$, the noise-added optimal proxies are distinct and, as a result, \tilde{Q} is non-empty. Furthermore, the length of \tilde{Q} is $\Theta(J^{-1})$ when the empirical probability density function of \mathbf{X}_{ji} s is uniformly upper bounded for all J . This is

because the distance between two adjacent order statistics of a uniform distribution is proportional to the reciprocal of the sample size almost surely.

(a) (Remedy for Empty Q)

When Q is empty, we find that there exists a value q_M so that $q_M = f_{(N_{\text{nNT}})} = f_{(N_{\text{nNT}}+1)}$; i.e., the interval $(f_{(N_{\text{nNT}})}, f_{(N_{\text{nNT}}+1)})$ is empty. We define three sets F_1 , F_2 , and F_3 as follows.

$$F_1 = \{f_{\text{NT}}(\mathbf{X}_{ji}; \theta_{\text{NT}}^*) \mid f_{\text{NT}}(\mathbf{X}_{ji}; \theta_{\text{NT}}^*) > q_M\},$$

$$F_2 = \{f_{\text{NT}}(\mathbf{X}_{ji}; \theta_{\text{NT}}^*) \mid f_{\text{NT}}(\mathbf{X}_{ji}; \theta_{\text{NT}}^*) < q_M\}, \quad F_3 = \{f_{\text{NT}}(\mathbf{X}_{ji}; \theta_{\text{NT}}^*) \mid f_{\text{NT}}(\mathbf{X}_{ji}; \theta_{\text{NT}}^*) = q_M\}.$$

F_1 is the set of the optimal learners that are larger than the upper candidate threshold, F_2 is the set of the optimal learners that are smaller than the lower candidate threshold, and F_3 is the set of the optimal learners that have the same value as the candidate thresholds. Note that the individual whose proxy belongs to F_1 and F_2 is classified as NT and non-NT, respectively.

Let $q_U = \min F_1$ and $q_L = \max F_2$. In words, q_U is the smallest value of the proxies that are larger than q_M and q_L is the largest value of the proxies that are smaller than q_M . Let r be $r = \min\{q_U - q_M, q_M - q_L\}/4$. Under this construction, r is smaller than the distance between $F_1 \cup F_2$ and F_3 . The corresponding randomized learner $\tilde{f}_{\text{NT}}(\cdot; \theta_{\text{NT}}^*)$ is constructed from $\tilde{f}_{\text{NT}}(\mathbf{X}_{ji}; \theta_{\text{NT}}^*) = f_{\text{NT}}(\mathbf{X}_{ji}; \theta_{\text{NT}}^*) + e_{\text{NT}ji}$ where $e_{\text{NT}ji} \sim \text{Unif}(-r, r)$. Because every randomized learners are different from the others, \tilde{Q} in (11) is not empty. For any $q_{\text{NT}}^* \in \tilde{Q}$, we find that $\tilde{f}_{\text{NT}}(\mathbf{X}_{ji}; \theta_{\text{NT}}^*) > q_{\text{NT}}^*$ for any $f_{\text{NT}}(\mathbf{X}_{ji}; \theta_{\text{NT}}^*) \in F_1$ and $f_{\text{NT}}(\mathbf{X}_{ji}; \theta_{\text{NT}}^*) < q_{\text{NT}}^*$ for any $f_{\text{NT}}(\mathbf{X}_{ji}; \theta_{\text{NT}}^*) \in F_2$. This implies that the random noises $e_{\text{NT}ji}$ do not affect the classification for individuals whose optimal learners belong to $F_1 \cup F_2$. That is, the random noises only randomize the individuals whose optimal learner belong to F_3 and the modified solution set \tilde{Q} is the interval between two adjacent order statistic of $\tilde{f}_{\text{NT}}(\mathbf{X}_{ji}; \theta_{\text{NT}}^*)$ whose original proxy $f_{\text{NT}}(\mathbf{X}_{ji}; \theta_{\text{NT}}^*)$ belongs to F_3 ; i.e., $f_{\text{NT}}(\mathbf{X}_{ji}; \theta_{\text{NT}}^*) = q_M$. Thus, the randomized learners $\tilde{f}_{\text{NT}}(\mathbf{X}_{ji}; \theta_{\text{NT}}^*)$ corresponding to F_3 follow a uniform distribution $\text{Unif}(q_M - r, q_M + r)$. This implies that the length of \tilde{Q} has the same asymptotic order of the difference of two adjacent order statistics of a uniform distribution. Thus, $|\tilde{Q}| = \Theta(J^{-1})$ almost surely.

(b) (Remedy for Non-shrinking Q)

When Q does not shrink, it implies that $q_L = f_{(N_{\text{NT}})}$ and $q_U = f_{(N_{\text{NT}}+1)}$ are different. Let $r = (q_U - q_L)/4$ and we generate f_ℓ^{aux} ($\ell = 1, \dots, J$) from a uniform distribution $\text{Unif}(q_L + r, q_U - r)$ for the data augmentation. Next we choose $\text{NT}_\ell^{\text{aux}} \in \{0, 1\}$ so that

$$\sum_{\ell=1}^J \mathbb{1}(f_\ell^{\text{aux}} \geq q_L + r) < \sum_{\ell=1}^J \text{NT}_\ell^{\text{aux}} < \sum_{\ell=1}^J \mathbb{1}(f_\ell^{\text{aux}} \geq q_U - r).$$

We consider the following augmented equation with the randomized learner $\tilde{f}_{\text{NT}}(\mathbf{X}_{ji}; \theta_{\text{NT}}^*) = f_{\text{NT}}(\mathbf{X}_{ji}; \theta_{\text{NT}}^*) + e_{\text{NT}ji}$ where $e_{\text{NT}ji}$ is generated from $\text{Unif}(-r, r)$.

$$N_{\text{NT}} + \sum_{\ell=1}^J \text{NT}_\ell^{\text{aux}} = \sum_{ji} \mathbb{1}\{\tilde{f}_{\text{NT}}(\mathbf{X}_{ji}; \theta_{\text{NT}}^*) \geq q\} + \sum_{\ell=1}^J \mathbb{1}(f_\ell^{\text{aux}} \geq q). \quad (12)$$

Note that $\sum_{ji} \mathbb{1}\{\tilde{f}_{\text{NT}}(\mathbf{X}_{ji}; \theta_{\text{NT}}^*) \geq q_L + r\} = \sum_{ji} \mathbb{1}\{\tilde{f}_{\text{NT}}(\mathbf{X}_{ji}; \theta_{\text{NT}}^*) \geq q_U - r\} = N_{\text{NT}}$ because of the construction of r . Thus, by taking $q = q_L + r$, we find that the left hand side of equation (12) is larger than the right hand side of equation (12). Similarly, by taking $q = q_U - r$, we find that the left hand side of equation (12) is smaller than the right hand side of equation (12). Since f_ℓ^{aux} s are distinctive and belong to the interval $[q_L + r, q_U - r]$, we find that the solution to the above equation exists. The collection of the solution has a form of $\tilde{Q} = (f_{(k)}^{\text{aux}}, f_{(k+1)}^{\text{aux}}] \subset [q_L, q_U]$ for some k . Since $f_{(k+1)}^{\text{aux}} - f_{(k)}^{\text{aux}}$ is the difference of two adjacent order statistics of a uniform distribution, we find that $|\tilde{Q}| = \Theta(J^{-1})$ almost surely.

Despite the above remedies, we need to know NT membership of each individual to obtain the valid parameter r , which is impossible. As a practical guide for choosing r , we can observe the behavior of the estimated solution set \hat{Q} , which is given by

$$\hat{Q} := \left\{ q \left| \sum_{j:Z_j=1} \sum_{i=1}^{n_j} (1 - D_{ji}) = \sum_{j:Z_j=1} \sum_{i=1}^{n_j} \mathbb{1}\{f_{\text{NT}}(\mathbf{X}_{ji}; \hat{\theta}_{\text{NT}}) \geq q\} \right. \right\}$$

where $\hat{\theta}_{\text{NT}}$ is an estimator of θ_{NT}^* obtained from equation (4) in the main paper. Based on \hat{Q} , we check whether either violation 1 or 2 occurs. It is straightforward to check whether \hat{Q} is empty. However, it is impossible to check whether the length of \hat{Q} is asymptotically non-vanishing

based only on the fixed number of J clusters. As a practical guide, we consider that violation 2 happens if \widehat{Q} is non-empty and all covariates are discrete. When either of violations occurs, we may follow the above remedies to obtain \widehat{r} , the sample counterpart of r , based on \widehat{Q} . We generate the noise e_{ji} from a uniform distribution $\text{Unif}(-\widehat{r}, \widehat{r})$ and obtain the estimated noise-added proxies $\widetilde{f}_{\text{NT}}(\mathbf{X}_{ji}; \widehat{\theta}_{\text{NT}}) = f_{\text{NT}}(\mathbf{X}_{ji}; \widehat{\theta}_{\text{NT}}) + e_{\text{NT}ji}$.

A.4.2 Choice of the Surrogate Indicator Function Parameter c and h

We discuss the choice of c and h . Replacing the indicator function in (11) with the surrogate indicator function, we obtain the following equation.

$$N_{\text{NT}} = \sum_{ji} \mathcal{I}_{c,h}(\widetilde{f}_{\text{NT}}(\mathbf{X}_{ji}; \theta_{\text{NT}}^*) - q) . \quad (13)$$

Let q_{NT}^* be the solution to equation (13), which is uniquely determined because $\mathcal{I}_{c,h}$ is a continuous and strictly decreasing function in q .

The equation (13) may or may not be a reasonable surrogate for equation (11) depending on c and h . A good surrogate equation should render a solution q_{NT}^* that belongs to \widetilde{Q} so that the corresponding quantile-threshold classifier $\mathbb{1}(\widetilde{f}_{\text{NT}}(\mathbf{X}_{ji}; \theta_{\text{NT}}^*) \geq q_{\text{NT}}^*)$ is strength-calibrated; i.e.,

$$N_{\text{NT}} = \sum_{ji} \mathbb{1}\{\widetilde{f}_{\text{NT}}(\mathbf{X}_{ji}; \theta_{\text{NT}}^*) - q_{\text{NT}}^* \geq 0\} . \quad (14)$$

Thus, we choose c and h to guarantee $q_{\text{NT}}^* \in \widetilde{Q}$. Lemma A.1 formally shows the result and its proof is in Section D.1.

Lemma A.1. *Suppose that \widetilde{Q} is optimal. Furthermore, suppose that c and h belong to the following set*

$$\left\{ (c, h) \left| 0 < h \leq \frac{\widetilde{f}_{(N_{\text{nNT}}+1)} - \widetilde{f}_{(N_{\text{nNT}})}}{2}, 0 < c < \min \left[0.5, \frac{\widetilde{f}_{(N_{\text{nNT}}+1)} - \widetilde{f}_{(N_{\text{nNT}})} - h}{2h \max\{\log(N_{\text{NT}}), \log(N_{\text{nNT}})\}} \right] \right\} .$$

Then, the unique solution to equation (13) q_{NT}^ belongs to \widetilde{Q} and, as a result, q_{NT}^* satisfies (14).*

Among choices satisfying the condition of Lemma A.1, we choose $c = [\max\{\log N_{\text{NT}}, \log N_{\text{nNT}}\}]^{-1}$ and $h = \{\widetilde{f}_{(N_{\text{nNT}}+1)} - \widetilde{f}_{(N_{\text{nNT}})}\}/4$. We study the rates of c and h an asymptotic regime where J

goes to infinity with finite cluster size. When \tilde{Q} is optimal (which is true under most of the cases in practice), the rate of h is $\Theta(J^{-1})$. Furthermore, $c = \Theta((\log J)^{-1})$ if the proportions of NT and non-NT do not vanish as J increases; i.e., $N_{\text{NT}} = \Theta(J)$ and $N_{\text{nNT}} = \Theta(J)$.

In practice, we do not know N_{NT} and N_{nNT} and, as a result, we cannot choose the parameters c and h from Lemma A.1. Nonetheless, we present a practical guide for choosing c and h from available data by replacing the unobservable quantities N_{NT} , N_{nNT} , and $\tilde{f}_{(N_{\text{nNT}}+1)} - \tilde{f}_{(N_{\text{nNT}})}$ in Lemma A.1 with reasonable estimates. First, we use \hat{N}_{NT} in (38) in the main paper. Accordingly, we define the estimator of non-NT as $\hat{N}_{\text{nNT}} = N - \hat{N}_{\text{NT}}$. We use these estimates for the set of Lemma A.1 instead of N_{NT} and N_{nNT} . Next, we find an estimate of $\mathcal{D} := \tilde{f}_{(N_{\text{nNT}}+1)} - \tilde{f}_{(N_{\text{nNT}})}$, the difference of two adjacent order statistics based on N observations. Let $\tilde{f}_{1,(k)}$ be k -th order statistic of $\tilde{f}_{\text{NT}}(\mathbf{X}_{ji}; \hat{\theta}_{\text{NT}})$ where cluster j is assigned to treatment. The quantity $\mathcal{D}_1 := \tilde{f}_{1,(N_{1,\text{nNT}}+1)} - \tilde{f}_{1,(N_{1,\text{nNT}})}$ is the difference of two adjacent order statistics based only on N_1 observations. Since \mathcal{D}_1 is based on fewer observation than \mathcal{D} , \mathcal{D}_1 tends to be larger than \mathcal{D} . Therefore, we again multiply the proportion N_1/N to account for the difference of the number of observations. Therefore, we use $\hat{\mathcal{D}} := N_1 \mathcal{D}_1 / N = N_1 \{ \tilde{f}_{1,(N_{1,\text{nNT}}+1)} - \tilde{f}_{1,(N_{1,\text{nNT}})} \} / N$ for the set of Lemma A.1 instead of $\mathcal{D} = \tilde{f}_{(N_{\text{nNT}}+1)} - \tilde{f}_{(N_{\text{nNT}})}$.

As a result, we choose c and h which belong to the following treated cluster-based set.

$$\left\{ (c, h) \left| 0 < h \leq \frac{\hat{\mathcal{D}}}{2}, 0 < c < \min \left[0.5, \frac{\hat{\mathcal{D}} - h}{2h \max \{ \log(\hat{N}_{\text{NT}}), \log(\hat{N}_{\text{nNT}}) \}} \right] \right. \right\}.$$

A standard choice of c and h in the set is

$$c = \left[\max \left\{ \log \left(\frac{N}{N_1} N_{1,\text{NT}} \right), \log \left(\frac{N}{N_1} N_{1,\text{nNT}} \right) \right\} \right]^{-1}, \quad h = \frac{N_1}{N} \cdot \frac{\tilde{f}_{1,(N_{1,\text{nNT}}+1)} - \tilde{f}_{1,(N_{1,\text{nNT}})}}{4}.$$

Under c and h chosen above, let us obtain the solution to the following equation which is the same as equation (4) in the main paper.

$$\hat{\theta} = \arg \min_{\theta} \sum_{ji} Z_j L(1 - D_{ji}, f_{\text{NT}}(\mathbf{X}_{ji}; \theta)), \quad \sum_{ji} Z_j (1 - D_{ji}) = \sum_{ji} Z_j \mathcal{I}_{c,h}(\tilde{f}_{\text{NT}}(\mathbf{X}_{ji}; \hat{\theta}_{\text{NT}}) \geq \hat{q}_{\text{NT}}).$$

Since $c \leq [\max\{\log(N_{1,\text{NT}}), \log(N_{1,\text{nNT}})\}]^{-1}$ and $h \leq \{\tilde{f}_{1,(N_{1,\text{nNT}}+1)} - \tilde{f}_{1,(N_{1,\text{nNT}})}\}/4$, \hat{q}_{NT} satisfies

$$\sum_{ji} Z_j(1 - D_{ji}) = \sum_{ji} Z_j \mathbb{1}\{\tilde{f}_{\text{NT}}(\mathbf{X}_{ji}; \hat{\theta}_{\text{NT}}) \geq \hat{q}_{\text{NT}}\}.$$

That is, the quantile-threshold classifier based on r from Section A.4.1 and (c, h) chosen from Section A.4.2 is strength-calibrated for individuals in treated cluster.

A.5 Details of Section 4.4 in the Main Paper

A.5.1 Details of Elastic Programming

We extensively restate the linear program about τ_t in (5a) in the main paper below.

$$\text{Min/Max } \tau_t = \{(\text{TP}_t^{(1)} + \text{FN}_t^{(1)}) - (\text{TP}_t^{(0)} + \text{FN}_t^{(0)})\}/N_t \text{ over } \text{TP}_t^{(z)}, \text{FP}_t^{(z)}, \text{FN}_t^{(z)} \text{ subject to} \quad (15)$$

$$\text{TP}_{\text{NT}}^{(1)} + \text{FP}_{\text{NT}}^{(1)} + \text{TP}_{\text{AT}}^{(1)} + \text{FP}_{\text{AT}}^{(1)} + \text{TP}_{\text{CO}}^{(1)} + \text{FP}_{\text{CO}}^{(1)} = S^{(1)} \quad (16)$$

$$\text{TP}_{\text{NT}}^{(0)} + \text{FP}_{\text{NT}}^{(0)} + \text{TP}_{\text{AT}}^{(0)} + \text{FP}_{\text{AT}}^{(0)} + \text{TP}_{\text{CO}}^{(0)} + \text{FP}_{\text{CO}}^{(0)} = S^{(0)} \quad (17)$$

$$\text{TP}_{\text{NT}}^{(1)} + \text{FP}_{\text{NT}}^{(1)} = S_{\text{NT}}^{(1)}, \text{TP}_{\text{AT}}^{(0)} + \text{FP}_{\text{AT}}^{(0)} = S_{\text{AT}}^{(0)} \quad (18)$$

$$\text{TP}_{\text{NT}}^{(0)} + \text{FN}_{\text{NT}}^{(0)} = S_{\tilde{C},\text{NT}}^{(0)}, \text{TP}_{\text{AT}}^{(0)} + \text{FN}_{\text{AT}}^{(0)} = S_{\tilde{C},\text{AT}}^{(0)}, \text{TP}_{\text{CO}}^{(0)} + \text{FN}_{\text{CO}}^{(0)} = S_{\tilde{C},\text{CO}}^{(0)} \quad (19)$$

$$\text{TP}_{\text{NT}}^{(1)} + \text{FN}_{\text{NT}}^{(1)} = S_{\tilde{C},\text{NT}}^{(1)}, \text{TP}_{\text{AT}}^{(1)} + \text{FN}_{\text{AT}}^{(1)} = S_{\tilde{C},\text{AT}}^{(1)}, \text{TP}_{\text{CO}}^{(1)} + \text{FN}_{\text{CO}}^{(1)} = S_{\tilde{C},\text{CO}}^{(1)} \quad (20)$$

$$\text{TP}_{\text{NT}}^{(0)} \leq \text{TP}_{\text{NT}}^{(1)}, \text{FP}_{\text{NT}}^{(0)} \leq \text{FP}_{\text{NT}}^{(1)}, \text{FN}_{\text{NT}}^{(0)} \leq \text{FN}_{\text{NT}}^{(1)} \quad (21)$$

$$\text{TP}_{\text{AT}}^{(0)} \leq \text{TP}_{\text{AT}}^{(1)}, \text{FP}_{\text{AT}}^{(0)} \leq \text{FP}_{\text{AT}}^{(1)}, \text{FN}_{\text{AT}}^{(0)} \leq \text{FN}_{\text{AT}}^{(1)} \quad (22)$$

$$\text{TP}_{\text{CO}}^{(0)} \leq \text{TP}_{\text{CO}}^{(1)}, \text{FP}_{\text{CO}}^{(0)} \leq \text{FP}_{\text{CO}}^{(1)}, \text{FN}_{\text{CO}}^{(0)} \leq \text{FN}_{\text{CO}}^{(1)} \quad (23)$$

$$\text{TP}_{\text{NT}}^{(1)} \leq N_{\text{NT}} - R_{\text{NT}}, \text{TP}_{\text{AT}}^{(1)} \leq N_{\text{AT}} - R_{\text{AT}}, \text{TP}_{\text{CO}}^{(1)} \leq N_{\text{CO}} - R_{\text{CO}} \quad (24)$$

$$\text{FP}_{\text{NT}}^{(1)} \leq R_{\text{NT}}, \text{FN}_{\text{NT}}^{(1)} \leq R_{\text{NT}}, \text{FP}_{\text{AT}}^{(1)} \leq R_{\text{AT}}, \text{FN}_{\text{AT}}^{(1)} \leq R_{\text{AT}}, \text{FP}_{\text{CO}}^{(1)} \leq R_{\text{CO}}, \text{FN}_{\text{CO}}^{(1)} \leq R_{\text{CO}} \quad (25)$$

$$0 \leq \text{TP}_t^{(z)}, \text{FP}_t^{(z)}, \text{FN}_t^{(z)}.$$

The objective function of the linear program (15) is from the aforementioned decomposition. Constraints (16) and (17) are from the fact that individual ji is either a never-taker, complier, or a complier. Constraints (18)-(20) are based the decompositions of $S_{\text{NT}}^{(1)}$, $S_{\text{AT}}^{(0)}$, and $S_{\tilde{C},t}^{(z)}$. Constraints (21)-(23) are from the monotonicity of the outcome in Assumption (A6). Finally, constraints (24)

and (25) are from the boundedness of the outcome and the definition of the misclassification rate R_t .

The linear program is always feasible if the population-level terms were known. However, we need to replace the population-level terms with the estimated terms from the observed data, and the estimate linear program may not be feasible because the particular realization of the observed sample may violate some restrictions. As a remedy, we consider the following elastic program.

$$\begin{aligned}
& \left. \begin{array}{l} \text{Min } \tau_t + B \sum_{\ell=1}^{28} a_\ell + B \sum_{\ell=1}^{10} b_\ell \\ \text{Max } \tau_t - B \sum_{\ell=1}^{28} a_\ell - B \sum_{\ell=1}^{10} b_\ell \end{array} \right\} \text{ over } \text{TP}_t^{(z)}, \text{FP}_t^{(z)}, \text{FN}_t^{(z)}, a_\ell, b_\ell \text{ subject to} \quad (26) \\
& \text{TP}_{\text{NT}}^{(1)} + \text{FP}_{\text{NT}}^{(1)} + \text{TP}_{\text{AT}}^{(1)} + \text{FP}_{\text{AT}}^{(1)} + \text{TP}_{\text{CO}}^{(1)} + \text{FP}_{\text{CO}}^{(1)} + a_1 - b_1 = S^{(1)} \\
& \text{TP}_{\text{NT}}^{(0)} + \text{FP}_{\text{NT}}^{(0)} + \text{TP}_{\text{AT}}^{(0)} + \text{FP}_{\text{AT}}^{(0)} + \text{TP}_{\text{CO}}^{(0)} + \text{FP}_{\text{CO}}^{(0)} + a_2 - b_2 = S^{(0)} \\
& \text{TP}_{\text{NT}}^{(1)} + \text{FP}_{\text{NT}}^{(1)} + a_3 - b_3 = S_{\text{NT}}^{(1)}, \quad \text{TP}_{\text{AT}}^{(0)} + \text{FP}_{\text{AT}}^{(0)} + a_4 - b_4 = S_{\text{AT}}^{(0)} \\
& \text{TP}_{\text{NT}}^{(0)} + \text{FN}_{\text{NT}}^{(0)} + a_5 - b_5 = S_{\tilde{C},\text{NT}}^{(0)}, \quad \text{TP}_{\text{AT}}^{(0)} + \text{FN}_{\text{AT}}^{(0)} + a_6 - b_6 = S_{\tilde{C},\text{AT}}^{(0)}, \quad \text{TP}_{\text{CO}}^{(0)} + \text{FN}_{\text{CO}}^{(0)} + a_7 - b_7 = S_{\tilde{C},\text{CO}}^{(0)} \\
& \text{TP}_{\text{NT}}^{(1)} + \text{FN}_{\text{NT}}^{(1)} + a_8 - b_8 = S_{\tilde{C},\text{NT}}^{(1)}, \quad \text{TP}_{\text{AT}}^{(1)} + \text{FN}_{\text{AT}}^{(1)} + a_9 - b_9 = S_{\tilde{C},\text{AT}}^{(1)}, \quad \text{TP}_{\text{CO}}^{(1)} + \text{FN}_{\text{CO}}^{(1)} + a_{10} - b_{10} = S_{\tilde{C},\text{CO}}^{(1)} \\
& \text{TP}_{\text{NT}}^{(0)} + a_{11} \leq \text{TP}_{\text{NT}}^{(1)}, \quad \text{FP}_{\text{NT}}^{(0)} + a_{12} \leq \text{FP}_{\text{NT}}^{(1)}, \quad \text{FN}_{\text{NT}}^{(0)} + a_{13} \leq \text{FN}_{\text{NT}}^{(1)} \\
& \text{TP}_{\text{AT}}^{(0)} + a_{14} \leq \text{TP}_{\text{AT}}^{(1)}, \quad \text{FP}_{\text{AT}}^{(0)} + a_{15} \leq \text{FP}_{\text{AT}}^{(1)}, \quad \text{FN}_{\text{AT}}^{(0)} + a_{16} \leq \text{FN}_{\text{AT}}^{(1)} \\
& \text{TP}_{\text{CO}}^{(0)} + a_{17} \leq \text{TP}_{\text{CO}}^{(1)}, \quad \text{FP}_{\text{CO}}^{(0)} + a_{18} \leq \text{FP}_{\text{CO}}^{(1)}, \quad \text{FN}_{\text{CO}}^{(0)} + a_{19} \leq \text{FN}_{\text{CO}}^{(1)} \\
& \text{TP}_{\text{NT}}^{(1)} + a_{20} \leq N_{\text{NT}} - R_{\text{NT}}, \quad \text{TP}_{\text{AT}}^{(1)} + a_{21} \leq N_{\text{AT}} - R_{\text{AT}}, \quad \text{TP}_{\text{CO}}^{(1)} + a_{22} \leq N_{\text{CO}} - R_{\text{CO}} \\
& \text{FP}_{\text{NT}}^{(1)} + a_{23} \leq R_{\text{NT}}, \quad \text{FN}_{\text{NT}}^{(1)} + a_{24} \leq R_{\text{NT}}, \quad \text{FP}_{\text{AT}}^{(1)} + a_{25} \leq R_{\text{AT}}, \quad \text{FN}_{\text{AT}}^{(1)} + a_{26} \leq R_{\text{AT}} \\
& \text{FP}_{\text{CO}}^{(1)} + a_{27} \leq R_{\text{CO}}, \quad \text{FN}_{\text{CO}}^{(1)} + a_{28} \leq R_{\text{CO}} \\
& 0 \leq \text{TP}_t^{(z)}, \text{FP}_t^{(z)}, \text{FN}_t^{(z)}, a_\ell, b_\ell.
\end{aligned}$$

Here B is a very large constant, say $B = 10^6$. The key idea is using elastic variables to stretch the constraints that make the original linear program infeasible. Specifically, we add non-negative variables a for inequality constraints and we additionally subtract non-negative variables b for equality constraints.

When the population-level linear program (15) is feasible (which always hold with the true population-level quantities), the solution to the elastic program (26) is the same as the original

linear program (15) by taking all a_ℓ and b_ℓ as zero. To be more specific, let $\vartheta_O^* \in \mathbb{R}^{18}$ be the values of $\{\text{TP}_{\text{NT}}^{(1)}, \dots, \text{FN}_{\text{CO}}^{(0)}\}$ that solves a minimization or a maximization of the original linear program (15) and $\vartheta_E^* \in \mathbb{R}^{56}$ be the values of $\{\text{TP}_{\text{NT}}^{(1)}, \dots, \text{FN}_{\text{CO}}^{(0)}, a_1, \dots, b_{10}\}$ that solves the corresponding elastic program (26). Then, if ϑ_O^* exists (i.e., (15) is feasible), $\vartheta_E^* = (\vartheta_O^*, 0, \dots, 0)$ where the last 38 components correspond to (a_1, \dots, b_{10}) .

The elastic program (26) is feasible even though the linear program (15) is infeasible due to the usage of the estimated quantities $\widehat{N}_t, \widehat{S}^{(z)}, \widehat{S}_t^{(z)}, \widehat{S}_{\widetilde{C},t}^{(z)}, \widehat{R}_t$. Let $\widehat{\vartheta}_E = \{\widehat{T}_{\text{NT}}^{(1)}, \dots, \widehat{V}_{\text{CO}}^{(0)}, \widehat{a}_1, \dots, \widehat{b}_{10}\} \in \mathbb{R}^{56}$ be the values that solves the minimization of the elastic program (26) about τ_t using the estimated quantities. Then, the estimated lower bound for τ_t is given as $\widehat{\text{LB}}_{\widetilde{C},t} = \{\widehat{T}_t^{(1)} + \widehat{V}_t^{(1)} - \widehat{T}_t^{(0)} - \widehat{V}_t^{(0)}\} / \widehat{N}_t$. Similarly, the estimated upper bound for τ_t is given as $\widehat{\text{UB}}_{\widetilde{C},t} = \{\widehat{T}_t^{(1)} + \widehat{V}_t^{(1)} - \widehat{T}_t^{(0)} - \widehat{V}_t^{(0)}\} / \widehat{N}_t$ when $\widehat{\vartheta}_E = \{\widehat{T}_{\text{NT}}^{(1)}, \dots, \widehat{V}_{\text{CO}}^{(0)}, \widehat{a}_1, \dots, \widehat{b}_{10}\} \in \mathbb{R}^{56}$ solves the maximization of the elastic program. As stated in Theorem 4.2 of the main paper, $[\widehat{\text{LB}}_{\widetilde{C},t}, \widehat{\text{UB}}_{\widetilde{C},t}]$ is consistent for the bound obtained from the population-level linear program (15); see Section C.3 for the proof.

A.5.2 Details of the Construction of the Extended Bounds of Grilli and Mealli (2008) and Long and Hudgens (2013)

In this section, we consider methods proposed by Grilli and Mealli (2008) and Long and Hudgens (2013) to obtain bounds for compliance group effects using binary covariates. Let \mathbf{W}_{ji} be a subset of binary covariates that are chosen by investigators. For each level of \mathbf{W}_{ji} , we define $N_t(\mathbf{w}) = \sum_{ji} t_{ji} \mathbb{1}(\mathbf{W}_{ji} = \mathbf{w})$, the number of NT/AT/COs within stratum $\{\mathbf{W}_{ji} = \mathbf{w}\}$, and $S_t^{(z)}(\mathbf{w}) = \sum_{ji} Y_{ji}^{(z)} t_{ji} \mathbb{1}(\mathbf{W}_{ji} = \mathbf{w})$, the total potential outcome of NT/AT/COs under $Z_{ji} = z$ within stratum $\{\mathbf{W}_{ji} = \mathbf{w}\}$. Using these quantities, we define the following quantities following Long and Hudgens (2013).

$$\begin{aligned} \pi^{(0)}(\mathbf{w}) &= \frac{S_{\text{NT}}^{(0)}(\mathbf{w}) + S_{\text{CO}}^{(0)}(\mathbf{w})}{N_{\text{NT}}(\mathbf{w}) + N_{\text{CO}}(\mathbf{w})}, \quad \pi^{(1)}(\mathbf{w}) = \frac{S_{\text{NT}}^{(1)}(\mathbf{w})}{N_{\text{NT}}(\mathbf{w})}, \quad \gamma(\mathbf{w}) = \frac{N_{\text{NT}}(\mathbf{w})}{N_{\text{NT}}(\mathbf{w}) + N_{\text{CO}}(\mathbf{w})}, \\ \lambda^{(0)}(\mathbf{w}) &= \frac{S_{\text{AT}}^{(0)}(\mathbf{w})}{N_{\text{AT}}(\mathbf{w})}, \quad \lambda^{(1)}(\mathbf{w}) = \frac{S_{\text{AT}}^{(1)}(\mathbf{w}) + S_{\text{CO}}^{(1)}(\mathbf{w})}{N_{\text{AT}}(\mathbf{w}) + N_{\text{CO}}(\mathbf{w})}, \quad \delta(\mathbf{w}) = \frac{N_{\text{AT}}(\mathbf{w})}{N_{\text{AT}}(\mathbf{w}) + N_{\text{CO}}(\mathbf{x})}. \end{aligned} \quad (27)$$

Using these quantities, we represent $S_{\text{NT}}^{(0)}(\mathbf{w})/N_{\text{NT}}(\mathbf{w})$, $S_{\text{AT}}^{(1)}(\mathbf{w})/N_{\text{AT}}(\mathbf{w})$, and $S_{\text{CO}}^{(z)}(\mathbf{w})/N_{\text{CO}}(\mathbf{w})$ as follows.

$$\begin{aligned}\frac{S_{\text{NT}}^{(0)}(\mathbf{w})}{N_{\text{NT}}(\mathbf{w})} &= \frac{\pi^{(0)}(\mathbf{w})}{\gamma(\mathbf{w})} - \frac{1-\gamma(\mathbf{w})}{\gamma(\mathbf{w})} \frac{S_{\text{CO}}^{(0)}(\mathbf{w})}{N_{\text{CO}}(\mathbf{w})}, \quad \frac{S_{\text{AT}}^{(1)}(\mathbf{w})}{N_{\text{AT}}(\mathbf{w})} = \frac{\lambda^{(1)}(\mathbf{w})}{\delta(\mathbf{w})} - \frac{1-\delta(\mathbf{w})}{\delta(\mathbf{w})} \frac{S_{\text{CO}}^{(1)}(\mathbf{w})}{N_{\text{CO}}(\mathbf{w})}, \\ \frac{S_{\text{CO}}^{(0)}(\mathbf{w})}{N_{\text{CO}}(\mathbf{w})} &= \frac{\pi^{(0)}(\mathbf{w})}{1-\gamma(\mathbf{w})} - \frac{\gamma(\mathbf{w})}{1-\gamma(\mathbf{w})} \frac{S_{\text{NT}}^{(0)}(\mathbf{w})}{N_{\text{NT}}(\mathbf{w})}, \quad \frac{S_{\text{CO}}^{(1)}(\mathbf{w})}{N_{\text{CO}}(\mathbf{w})} = \frac{\lambda^{(1)}(\mathbf{w})}{1-\delta(\mathbf{w})} - \frac{\delta(\mathbf{w})}{1-\delta(\mathbf{w})} \frac{S_{\text{AT}}^{(1)}(\mathbf{w})}{N_{\text{AT}}(\mathbf{w})}.\end{aligned}$$

If $\gamma(\mathbf{w}) = 0$, $S_{\text{NT}}^{(0)}(\mathbf{w}) = 0$ because $N_{\text{NT}}(\mathbf{w}) = 0$. Similarly, $S_{\text{AT}}^{(1)} = 0$ if $\delta(\mathbf{w}) = 0$ and $S_{\text{CO}}^{(z)} = 0$ if $\gamma(\mathbf{w}) = \delta(\mathbf{w}) = 1$. Again, the quantities above are not estimable using the observed data, so $\tau_t(\mathbf{w}) = \{S_t^{(1)}(\mathbf{w}) - S_t^{(0)}(\mathbf{w})\}/N_t(\mathbf{w})$ is also not estimable. But, we can obtain bounds for $\tau_t(\mathbf{w})$ using the fact that $\tau_t(\mathbf{w})$ and $S_t^{(z)}(\mathbf{w})/N_t(\mathbf{w})$ are bounded between 0 and 1 under Assumption (A6). For example, the bound for $\tau_{\text{NT}}(\mathbf{w})$ is given as follows.

$$\begin{aligned}\tau_{\text{NT}}(\mathbf{w}) &= \frac{S_{\text{NT}}^{(1)}(\mathbf{w})}{N_{\text{NT}}(\mathbf{w})} - \frac{\pi^{(0)}(\mathbf{w})}{\gamma(\mathbf{w})} + \frac{1-\gamma(\mathbf{w})}{\gamma(\mathbf{w})} \frac{S_{\text{CO}}^{(0)}(\mathbf{w})}{N_{\text{CO}}(\mathbf{w})} \\ &\in \left[\max \left\{ 0, \frac{S_{\text{NT}}^{(1)}(\mathbf{w})}{N_{\text{NT}}(\mathbf{w})} - \frac{\pi^{(0)}(\mathbf{w})}{\gamma(\mathbf{w})} \right\}, \min \left\{ \frac{S_{\text{NT}}^{(1)}(\mathbf{w})}{N_{\text{NT}}(\mathbf{w})}, \frac{S_{\text{NT}}^{(1)}(\mathbf{w})}{N_{\text{NT}}(\mathbf{w})} + \frac{1-\gamma(\mathbf{w})-\pi^{(0)}(\mathbf{w})}{\gamma(\mathbf{w})} \right\} \right].\end{aligned}\tag{28}$$

Since $\tau_{\text{NT}} = \sum_{\mathbf{w}} N_{\text{NT}}(\mathbf{w})\tau_{\text{NT}}(\mathbf{w})/N_{\text{NT}}$, we can obtain a bound for τ_{NT} , $[\text{LB}_{W,\text{NT}}, \text{UB}_{W,\text{NT}}]$, by taking a weighted sum of the bounds in (28); i.e.,

$$\begin{aligned}[\text{LB}_{W,\text{NT}}, \text{UB}_{W,\text{NT}}] \\ = \sum_{\mathbf{w}} \frac{N_{\text{NT}}(\mathbf{w})}{N_{\text{NT}}} \left[\max \left\{ 0, \frac{S_{\text{NT}}^{(1)}(\mathbf{w})}{N_{\text{NT}}(\mathbf{w})} - \frac{\pi^{(0)}(\mathbf{w})}{\gamma(\mathbf{w})} \right\}, \min \left\{ \frac{S_{\text{NT}}^{(1)}(\mathbf{w})}{N_{\text{NT}}(\mathbf{w})}, \frac{S_{\text{NT}}^{(1)}(\mathbf{w})}{N_{\text{NT}}(\mathbf{w})} + \frac{1-\gamma(\mathbf{w})-\pi^{(0)}(\mathbf{w})}{\gamma(\mathbf{w})} \right\} \right].\end{aligned}\tag{29}$$

Similarly, $[\text{LB}_{W,\text{AT}}, \text{UB}_{W,\text{AT}}]$ and $[\text{LB}_{W,\text{CO}}, \text{UB}_{W,\text{CO}}]$, the bound for τ_{AT} and τ_{CO} , respectively, are given as follows.

$$\begin{aligned}[\text{LB}_{W,\text{AT}}, \text{UB}_{W,\text{AT}}] \\ = \sum_{\mathbf{w}} \frac{N_{\text{AT}}(\mathbf{w})}{N_{\text{AT}}} \left[\max \left\{ 0, \frac{\lambda^{(1)}(\mathbf{w}) - 1 + \delta(\mathbf{w})}{\delta(\mathbf{w})} - \frac{S_{\text{AT}}^{(0)}(\mathbf{w})}{N_{\text{AT}}(\mathbf{w})} \right\}, \min \left\{ 1 - \frac{S_{\text{AT}}^{(0)}(\mathbf{w})}{N_{\text{AT}}(\mathbf{w})}, \frac{\lambda^{(1)}(\mathbf{w})}{\delta(\mathbf{w})} - \frac{S_{\text{AT}}^{(0)}(\mathbf{w})}{N_{\text{AT}}(\mathbf{w})} \right\} \right], \\ [\text{LB}_{W,\text{CO}}, \text{UB}_{W,\text{CO}}] \\ = \sum_{\mathbf{w}} \frac{N_{\text{CO}}(\mathbf{w})}{N_{\text{CO}}} \left[\max \left\{ 0, \frac{\lambda^{(1)}(\mathbf{w}) - \delta(\mathbf{w})}{1-\delta(\mathbf{w})} - \frac{\pi^{(0)}(\mathbf{w})}{1-\gamma(\mathbf{w})} \right\}, \min \left\{ 1, \frac{\lambda^{(1)}(\mathbf{w})}{1-\delta(\mathbf{w})} + \frac{\gamma(\mathbf{w}) - \pi^{(0)}(\mathbf{w})}{1-\gamma(\mathbf{w})} \right\} \right].\end{aligned}$$

Again, the bounds $[\text{LB}_{W,t}, \text{UB}_{W,t}]$ are not available with real data because it requires the population-level terms. Instead, we construct estimates for the bounds by plugging in estimates for the parameters that comprise the bounds. First, we construct ratio-type estimates for $N_t(\mathbf{w})$ as follows.

$$\begin{aligned}\widehat{N}_{\text{NT}}(\mathbf{w}) &= N(\mathbf{w}) \cdot \frac{\sum_{ji} \mathbb{1}(Z_j = 1) \text{NT}_{ji} \mathbb{1}(\mathbf{W}_{ji} = \mathbf{w})}{\sum_{ji} \mathbb{1}(Z_j = 1) \mathbb{1}(\mathbf{W}_{ji} = \mathbf{w})}, \\ \widehat{N}_{\text{AT}}(\mathbf{w}) &= N(\mathbf{w}) \cdot \frac{\sum_{ji} \mathbb{1}(Z_j = 0) \text{AT}_{ji} \mathbb{1}(\mathbf{W}_{ji} = \mathbf{w})}{\sum_{ji} \mathbb{1}(Z_j = 0) \mathbb{1}(\mathbf{W}_{ji} = \mathbf{w})}, \\ \widehat{N}_{\text{CO}}(\mathbf{w}) &= N(\mathbf{w}) - \widehat{N}_{\text{NT}}(\mathbf{w}) - \widehat{N}_{\text{AT}}(\mathbf{w}).\end{aligned}$$

Here $N(\mathbf{w}) = \sum_{ji} \mathbb{1}(\mathbf{W}_{ji} = \mathbf{w})$ is the number of total units in stratum $\{\mathbf{W}_{ji} = \mathbf{w}\}$. The total estimated number of NT/AT/COs are defined by $\widehat{N}_t = \sum_{\mathbf{w}} \widehat{N}_t(\mathbf{w})$. Similarly, we define the ratio-type estimates for $\widehat{S}^{(z)}(\mathbf{w})$, $\widehat{S}_{\text{NT}}^{(1)}(\mathbf{w})$, and $\widehat{S}_{\text{AT}}^{(0)}(\mathbf{w})$ as given below.

$$\begin{aligned}\widehat{S}^{(z)}(\mathbf{w}) &= N(\mathbf{w}) \cdot \frac{\sum_{ji} \mathbb{1}(Z_j = z) Y_{ji} \mathbb{1}(\mathbf{W}_{ji} = \mathbf{w})}{\sum_{ji} \mathbb{1}(Z_j = z) \mathbb{1}(\mathbf{W}_{ji} = \mathbf{w})}, \\ \widehat{S}_{\text{NT}}^{(1)}(\mathbf{w}) &= N(\mathbf{w}) \cdot \frac{\sum_{ji} \mathbb{1}(Z_j = 1) Y_{ji} \text{NT}_{ji} \mathbb{1}(\mathbf{W}_{ji} = \mathbf{w})}{\sum_{ji} \mathbb{1}(Z_j = 1) \mathbb{1}(\mathbf{W}_{ji} = \mathbf{w})}, \\ \widehat{S}_{\text{AT}}^{(0)}(\mathbf{w}) &= N(\mathbf{w}) \cdot \frac{\sum_{ji} \mathbb{1}(Z_j = 0) Y_{ji} \text{AT}_{ji} \mathbb{1}(\mathbf{W}_{ji} = \mathbf{w})}{\sum_{ji} \mathbb{1}(Z_j = 0) \mathbb{1}(\mathbf{W}_{ji} = \mathbf{w})}.\end{aligned}$$

Using these estimates, we obtain plug-in estimates $\widehat{N}_t(\mathbf{w})/\widehat{N}_t$, $\pi^{(0)}(\mathbf{w})$, $\gamma(\mathbf{w})$, $\lambda^{(1)}(\mathbf{w})$, and $\delta(\mathbf{w})$ from (27). Specifically,

$$\begin{aligned}\frac{\widehat{N}_t(\mathbf{w})}{\widehat{N}_t} &= \frac{\widehat{N}_t(\mathbf{w})}{\sum_{\mathbf{w}} \widehat{N}_t(\mathbf{w})}, \\ \widehat{\pi}^{(0)}(\mathbf{w}) &= \frac{\widehat{S}_{\text{NT}}^{(0)}(\mathbf{w}) + \widehat{S}_{\text{CO}}^{(0)}(\mathbf{w})}{\widehat{N}_{\text{NT}}(\mathbf{w}) + \widehat{N}_{\text{CO}}(\mathbf{w})} = \left\{ \frac{\widehat{N}_{\text{NT}}(\mathbf{w}) + \widehat{N}_{\text{CO}}(\mathbf{w})}{N(\mathbf{w})} \right\}^{-1} \frac{\widehat{S}^{(0)}(\mathbf{w}) - \widehat{S}_{\text{AT}}^{(0)}(\mathbf{w})}{N(\mathbf{w})}, \\ \widehat{\gamma}(\mathbf{w}) &= \frac{\widehat{N}_{\text{NT}}(\mathbf{w})}{\widehat{N}_{\text{NT}}(\mathbf{w}) + \widehat{N}_{\text{CO}}(\mathbf{w})} = \frac{\widehat{N}_{\text{NT}}(\mathbf{w})/N(\mathbf{w})}{\{\widehat{N}_{\text{NT}}(\mathbf{w}) + \widehat{N}_{\text{CO}}(\mathbf{w})\}/N(\mathbf{w})}, \\ \widehat{\lambda}_1(\mathbf{w}) &= \frac{\widehat{S}_{\text{AT}}^{(1)}(\mathbf{w}) + \widehat{S}_{\text{CO}}^{(1)}(\mathbf{w})}{\widehat{N}_{\text{AT}}(\mathbf{w}) + \widehat{N}_{\text{CO}}(\mathbf{w})} = \left\{ \frac{\widehat{N}_{\text{AT}}(\mathbf{w}) + \widehat{N}_{\text{CO}}(\mathbf{w})}{N(\mathbf{w})} \right\}^{-1} \frac{\widehat{S}^{(1)}(\mathbf{w}) - \widehat{S}_{\text{NT}}^{(1)}(\mathbf{w})}{N(\mathbf{w})}, \\ \widehat{\delta}(\mathbf{w}) &= \frac{\widehat{N}_{\text{AT}}(\mathbf{w})}{\widehat{N}_{\text{AT}}(\mathbf{w}) + \widehat{N}_{\text{CO}}(\mathbf{w})} = \frac{\widehat{N}_{\text{AT}}(\mathbf{w})/N(\mathbf{w})}{\{\widehat{N}_{\text{AT}}(\mathbf{w}) + \widehat{N}_{\text{CO}}(\mathbf{w})\}/N(\mathbf{w})}.\end{aligned}\tag{30}$$

Plugging in the above estimators, we define $\widehat{\text{LB}}_{W,t}$ and $\widehat{\text{UB}}_{W,t}$, the estimators for $\text{LB}_{W,t}$ and $\text{UB}_{W,t}$, respectively. As in Theorem A.2 below, $[\widehat{\text{LB}}_{W,t}, \widehat{\text{UB}}_{W,t}]$ is consistent for $[\text{LB}_{W,t}, \text{UB}_{W,t}]$ under mild conditions.

Theorem A.2. *Suppose Assumption (A1)-(A6) holds. Furthermore, suppose that (i) $N(\mathbf{w})/N$ and m/J converge to constants in $(0, 1)$ as $J \rightarrow \infty$; (ii) $S_{\text{NT}}^{(1)}(\mathbf{w})/N(\mathbf{w})$ and $S_{\text{AT}}^{(0)}(\mathbf{w})/N(\mathbf{w})$ converges to a constant in $[0, 1]$ as $J \rightarrow \infty$; and (iii) n_j is bounded for any $j = 1, \dots, J$ as $J \rightarrow \infty$. Then, the estimated bounds are consistent, i.e. for any $\epsilon > 0$, $\lim_{J \rightarrow \infty} P\{|\widehat{\text{UB}}_{W,t} - \text{UB}_{W,t}| > \epsilon \mid \mathcal{F}_J, \mathcal{Z}_J\} = 0$ and $\lim_{J \rightarrow \infty} P\{|\widehat{\text{LB}}_{W,t} - \text{LB}_{W,t}| > \epsilon \mid \mathcal{F}_J, \mathcal{Z}_J\} = 0$.*

The proof is in Section C.4.

The bounds $[\text{LB}_{W,t}, \text{UB}_{W,t}]$ depend on the collection of discrete covariates \mathbf{W}_{ji} . In general, a richer \mathbf{W}_{ji} results narrower bounds for τ_t , but too rich \mathbf{W}_{ji} brings problems in inference for the bounds. For instance, some denominators in the estimates may be zero if some levels of \mathbf{W}_{ji} contains few observations. Therefore, we recommend to choose \mathbf{W}_{ji} so that all strata defined by \mathbf{W}_{ji} contain both control and treated clusters, i.e., $\sum_{ji} \mathbb{1}(Z_j = z) \mathbb{1}(\mathbf{W}_{ji} = \mathbf{w}) > 0$ for all $z = 0, 1$ and \mathbf{w} .

Both two bounds $[\text{LB}_{\tilde{C},t}, \text{UB}_{\tilde{C},t}]$ and $[\text{LB}_{W,t}, \text{UB}_{W,t}]$ are valid for τ_t and they may differ according to the realization of the compliance status across covariates. Therefore, we can obtain a narrower bound for τ_t by taking the intersection of two bounds. Specifically, let $\text{LB}_t = \max\{\text{LB}_{\tilde{C},t}, \text{LB}_{W,t}\}$ and $\text{UB}_t = \min\{\text{UB}_{\tilde{C},t}, \text{UB}_{W,t}\}$. Accordingly, we analogously define an estimate for $[\text{LB}_t, \text{UB}_t]$, i.e., $\widehat{\text{LB}}_t = \max\{\widehat{\text{LB}}_{\tilde{C},t}, \widehat{\text{LB}}_{W,t}\}$ and $\widehat{\text{UB}}_t = \min\{\widehat{\text{UB}}_{\tilde{C},t}, \widehat{\text{UB}}_{W,t}\}$. Finally, we find all bounds and corresponding estimators are affine transformation invariant as τ_{ITT} and β^* as shown in the next subsection.

A.5.3 Details of the Affine Transformation Invariance of the Bounds

Suppose we transform the outcome as $Y_{ji}^{(z)} = c + dY_{ji}^{(z)}$ where $d > 0$. Accordingly, we find $S^{(z)} = cN + dS^{(z)}$, $S_t^{(z)} = cN_t + dS_t^{(z)}$, $S_{\tilde{C},t}^{(z)} = cN_t + dS_{\tilde{C},t}^{(z)}$, and $R_t' = R_t$ (because R_t does not

depend on Y_{ji}). Similarly, we define $TP_t^{(z)}$, $FP_t^{(z)}$, and $FN_t^{(z)}$ as follows.

$$\begin{aligned} TP_t^{(z)} &= \sum_{ji} Y_{ji}^{(z)} t_{ji} \tilde{C}_t(\mathbf{X}_{ji}; \eta_t^*) = c(N_t - R_t) + dTP_t^{(z)}, \\ FP_t^{(z)} &= \sum_{ji} Y_{ji}^{(z)} (1 - t_{ji}) \tilde{C}_t(\mathbf{X}_{ji}; \eta_t^*) = cR_t + dFP_t^{(z)}, \\ FN_t^{(z)} &= \sum_{ji} Y_{ji}^{(z)} t_{ji} \{1 - \tilde{C}_{NT}(\mathbf{X}_{ji}; \eta_{NT}^*)\} = cR_t + dFN_t^{(z)}. \end{aligned} \quad (31)$$

Lastly, the the compliance group effect becomes $\tau'_t = \{TP_t^{(1)} + FN_t^{(1)} - TP_t^{(0)} - FN_t^{(0)}\} / N_{NT} = d\tau_t$.

We consider the following elastic program with respect to $Y_{ji}^{(z)}$.

$$\begin{aligned} & \left. \begin{array}{l} \text{Min } \tau'_t + B \sum_{\ell=1}^{28} a'_\ell + B \sum_{\ell=1}^{10} b'_\ell \\ \text{Max } \tau'_t - B \sum_{\ell=1}^{28} a'_\ell - B \sum_{\ell=1}^{10} b'_\ell \end{array} \right\} \text{ over } TP_t^{(z)}, FP_t^{(z)}, FN_t^{(z)}, a'_\ell, b'_\ell \text{ subject to} \quad (32) \\ & TP_{NT}^{(1)} + FP_{NT}^{(1)} + TP_{AT}^{(1)} + FP_{AT}^{(1)} + TP_{CO}^{(1)} + FP_{CO}^{(1)} + a'_1 - b'_1 = S'^{(1)} \\ & TP_{NT}^{(0)} + FP_{NT}^{(0)} + TP_{AT}^{(0)} + FP_{AT}^{(0)} + TP_{CO}^{(0)} + FP_{CO}^{(0)} + a'_2 - b'_2 = S'^{(0)} \\ & TP_{NT}^{(1)} + FP_{NT}^{(1)} + a'_3 - b'_3 = S'_{NT}^{(1)}, \quad TP_{AT}^{(0)} + FP_{AT}^{(0)} + a'_4 - b'_4 = S'_{AT}^{(0)} \\ & TP_{NT}^{(0)} + FN_{NT}^{(0)} + a'_5 - b'_5 = S'_{\tilde{C}, NT}^{(0)}, \quad TP_{AT}^{(0)} + FN_{AT}^{(0)} + a'_6 - b'_6 = S'_{\tilde{C}, AT}^{(0)}, \quad TP_{CO}^{(0)} + FN_{CO}^{(0)} + a'_7 - b'_7 = S'_{\tilde{C}, CO}^{(0)} \\ & TP_{NT}^{(1)} + FN_{NT}^{(1)} + a'_8 - b'_8 = S'_{\tilde{C}, NT}^{(1)}, \quad TP_{AT}^{(1)} + FN_{AT}^{(1)} + a'_9 - b'_9 = S'_{\tilde{C}, AT}^{(1)}, \quad TP_{CO}^{(1)} + FN_{CO}^{(1)} + a'_{10} - b'_{10} = S'_{\tilde{C}, CO}^{(1)} \\ & TP_{NT}^{(0)} + a_{11} \leq TP_{NT}^{(1)}, \quad FP_{NT}^{(0)} + a'_{12} \leq FP_{NT}^{(1)}, \quad FN_{NT}^{(0)} + a'_{13} \leq FN_{NT}^{(1)} \\ & TP_{AT}^{(0)} + a'_{14} \leq TP_{AT}^{(1)}, \quad FP_{AT}^{(0)} + a'_{15} \leq FP_{AT}^{(1)}, \quad FN_{AT}^{(0)} + a'_{16} \leq FN_{AT}^{(1)} \\ & TP_{CO}^{(0)} + a'_{17} \leq TP_{CO}^{(1)}, \quad FP_{CO}^{(0)} + a'_{18} \leq FP_{CO}^{(1)}, \quad FN_{CO}^{(0)} + a'_{19} \leq FN_{CO}^{(1)} \\ & TP_{NT}^{(1)} + a'_{20} \leq (c + d)(N_{NT} - R_{NT}), \quad TP_{AT}^{(1)} + a'_{21} \leq (c + d)(N_{AT} - R_{AT}), \quad TP_{CO}^{(1)} + a'_{22} \leq (c + d)(N_{CO} - R_{CO}) \\ & FP_{NT}^{(1)} + a'_{23} \leq (c + d)R_{NT}, \quad FN_{NT}^{(1)} + a'_{24} \leq (c + d)R_{NT} \\ & FP_{AT}^{(1)} + a'_{25} \leq (c + d)R_{AT}, \quad FN_{AT}^{(1)} + a'_{26} \leq (c + d)R_{AT} \\ & FP_{CO}^{(1)} + a'_{27} \leq (c + d)R_{CO}, \quad FN_{CO}^{(1)} + a'_{28} \leq (c + d)R_{CO} \\ & c(N_t - R_t) \leq TP_t^{(z)}, \quad cR_t \leq FP_t^{(z)}, \quad FN_t^{(z)}, \quad 0 \leq a'_\ell, b'_\ell. \end{aligned}$$

We transform $TP_t^{(z)}$, $FP_t^{(z)}$, $FN_t^{(z)}$, a'_ℓ, b'_ℓ as $TP_t^{(z)}$, $FP_t^{(z)}$, $FN_t^{(z)}$, a_ℓ, b_ℓ using (31) and $a'_\ell = da_\ell$ and $b'_\ell = db_\ell$. Then, we find the elastic program (32) has the same restrictions as (26) and the objective

function of (32) is the same as that of (26) multiplied by a factor d . Thus, we find $\text{LB}'_{\tilde{C},t}$, the lower bound of τ'_t , is the same as $d\text{LB}'_{\tilde{C},t}$, and $\text{UB}'_{\tilde{C},t} = d\text{UB}_{\tilde{C},t}$ by the same reason.

To show the invariance of the bound estimator, it suffices to show that the ratio estimators satisfy the affine transformation invariance property. As shown below, the ratio estimators using $Y_{ji}^{\langle z \rangle}$ is an affine transformation of the ratio estimators using $Y_{ji}^{\langle z \rangle}$.

$$\begin{aligned}\widehat{S}^{\langle z \rangle} &= N \cdot \frac{\sum_{ji} \mathbb{1}(Z_j = z) Y_{ji}'}{\sum_{j=1}^J \mathbb{1}(Z_j = z) n_j} = N \cdot \frac{\sum_{ji} \mathbb{1}(Z_j = z) (c + dY_{ji})}{\sum_{j=1}^J \mathbb{1}(Z_j = z) n_j} = c + d\widehat{S}^{\langle z \rangle}, \\ \widehat{S}_t^{\langle z \rangle} &= \widehat{N}_t \cdot \frac{\sum_{ji} \mathbb{1}(Z_j = z) Y_{ji}' t_{ji}}{\sum_{ji} \mathbb{1}(Z_j = z) t_{ji}} = \widehat{N}_t \cdot \frac{\sum_{ji} \mathbb{1}(Z_j = z) (c + dY_{ji}) t_{ji}}{\sum_{ji} \mathbb{1}(Z_j = z) t_{ji}} = c + d\widehat{S}_t^{\langle z \rangle}, \\ \widehat{S}_{\tilde{C},t}^{\langle z \rangle} &= \widehat{N}_t \cdot \frac{\sum_{ji} \mathbb{1}(Z_j = z) Y_{ji}' \tilde{C}_t(\mathbf{X}_{ji}; \widehat{\eta}_t)}{\sum_{ji} \mathbb{1}(Z_j = z) \tilde{C}_t(\mathbf{X}_{ji}; \widehat{\eta}_t)} = \widehat{N}_t \cdot \frac{\sum_{ji} \mathbb{1}(Z_j = z) (c + dY_{ji}) \tilde{C}_t(\mathbf{X}_{ji}; \widehat{\eta}_t)}{\sum_{ji} \mathbb{1}(Z_j = z) \tilde{C}_t(\mathbf{X}_{ji}; \widehat{\eta}_t)} = c + d\widehat{S}_{\tilde{C},t}^{\langle z \rangle}.\end{aligned}$$

As a consequence, we find $[\widehat{\text{LB}}'_{\tilde{C},t}, \widehat{\text{UB}}'_{\tilde{C},t}]$, the bound estimator under Y_{ji}' , is the same as $[d\widehat{\text{LB}}_{\tilde{C},t}, d\widehat{\text{UB}}_{\tilde{C},t}]$.

To show the invariance property of the extended bounds of [Grilli and Mealli \(2008\)](#) and [Long and Hudgens \(2013\)](#), we first study the quantities in (27) under the transformed outcome. Since $\gamma(\mathbf{w})$ and $\delta(\mathbf{w})$ are independent of the outcome, only π and λ vary as follows.

$$\begin{aligned}\pi'^{\langle 0 \rangle}(\mathbf{w}) &= \frac{S'_{\text{NT}}^{\langle 0 \rangle}(\mathbf{w}) + S'_{\text{CO}}^{\langle 0 \rangle}(\mathbf{w})}{N_{\text{NT}}(\mathbf{w}) + N_{\text{CO}}(\mathbf{w})} = c + d \frac{S_{\text{NT}}^{\langle 0 \rangle}(\mathbf{w}) + S_{\text{CO}}^{\langle 0 \rangle}(\mathbf{w})}{N_{\text{NT}}(\mathbf{w}) + N_{\text{CO}}(\mathbf{w})} = c + d\pi^{\langle 0 \rangle}(\mathbf{w}), \\ \pi'^{\langle 1 \rangle}(\mathbf{w}) &= \frac{S'_{\text{NT}}^{\langle 1 \rangle}(\mathbf{w})}{N_{\text{NT}}(\mathbf{w})} = c + d \frac{S_{\text{NT}}^{\langle 1 \rangle}(\mathbf{w})}{N_{\text{NT}}(\mathbf{w})} = c + d\pi^{\langle 1 \rangle}(\mathbf{w}), \\ \lambda'^{\langle 0 \rangle}(\mathbf{w}) &= \frac{S'_{\text{AT}}^{\langle 0 \rangle}(\mathbf{w})}{N_{\text{AT}}(\mathbf{w})} = c + d \frac{S_{\text{AT}}^{\langle 0 \rangle}(\mathbf{w})}{N_{\text{AT}}(\mathbf{w})} = c + d\lambda^{\langle 0 \rangle}(\mathbf{w}), \\ \lambda'^{\langle 1 \rangle}(\mathbf{w}) &= \frac{S'_{\text{AT}}^{\langle 1 \rangle}(\mathbf{w}) + S'_{\text{CO}}^{\langle 1 \rangle}(\mathbf{w})}{N_{\text{AT}}(\mathbf{w}) + N_{\text{CO}}(\mathbf{w})} = c + d \frac{S_{\text{AT}}^{\langle 1 \rangle}(\mathbf{w}) + S_{\text{CO}}^{\langle 1 \rangle}(\mathbf{w})}{N_{\text{AT}}(\mathbf{w}) + N_{\text{CO}}(\mathbf{w})} = c + d\lambda^{\langle 1 \rangle}(\mathbf{w}).\end{aligned}$$

Using these quantities, we represent $S'_{\text{NT}}^{\langle 0 \rangle}(\mathbf{w})/N_{\text{NT}}(\mathbf{w})$, $S'_{\text{AT}}^{\langle 1 \rangle}(\mathbf{w})/N_{\text{AT}}(\mathbf{w})$, and $S'_{\text{CO}}^{\langle z \rangle}(\mathbf{w})/N_{\text{CO}}(\mathbf{w})$ as

follows.

$$\begin{aligned}
\frac{S'_{\text{NT}}(0)(\mathbf{w})}{N_{\text{NT}}(\mathbf{w})} &= \frac{\pi'(0)(\mathbf{w})}{\gamma(\mathbf{w})} - \frac{1-\gamma(\mathbf{w})}{\gamma(\mathbf{w})} \frac{S'_{\text{CO}}(0)(\mathbf{w})}{N_{\text{CO}}(\mathbf{w})} = c + d \left\{ \frac{\pi'(0)(\mathbf{w})}{\gamma(\mathbf{w})} - \frac{1-\gamma(\mathbf{w})}{\gamma(\mathbf{w})} \frac{S'_{\text{CO}}(0)(\mathbf{w})}{N_{\text{CO}}(\mathbf{w})} \right\} = c + d \frac{S'_{\text{NT}}(0)(\mathbf{w})}{N_{\text{NT}}(\mathbf{w})}, \\
\frac{S'_{\text{AT}}(1)(\mathbf{w})}{N_{\text{AT}}(\mathbf{w})} &= \frac{\lambda'(1)(\mathbf{w})}{\delta(\mathbf{w})} - \frac{1-\delta(\mathbf{w})}{\delta(\mathbf{w})} \frac{S'_{\text{CO}}(1)(\mathbf{w})}{N_{\text{CO}}(\mathbf{w})} = c + d \left\{ \frac{\lambda'(1)(\mathbf{w})}{\delta(\mathbf{w})} - \frac{1-\delta(\mathbf{w})}{\delta(\mathbf{w})} \frac{S'_{\text{CO}}(1)(\mathbf{w})}{N_{\text{CO}}(\mathbf{w})} \right\} = c + d \frac{S'_{\text{AT}}(1)(\mathbf{w})}{N_{\text{AT}}(\mathbf{w})}, \\
\frac{S'_{\text{CO}}(0)(\mathbf{w})}{N_{\text{CO}}(\mathbf{w})} &= \frac{\pi'(0)(\mathbf{w})}{1-\gamma(\mathbf{w})} - \frac{\gamma(\mathbf{w})}{1-\gamma(\mathbf{w})} \frac{S'_{\text{NT}}(0)(\mathbf{w})}{N_{\text{NT}}(\mathbf{w})} = c + d \left\{ \frac{\pi'(0)(\mathbf{w})}{1-\gamma(\mathbf{w})} - \frac{\gamma(\mathbf{w})}{1-\gamma(\mathbf{w})} \frac{S'_{\text{NT}}(0)(\mathbf{w})}{N_{\text{NT}}(\mathbf{w})} \right\} = c + d \frac{S'_{\text{CO}}(0)(\mathbf{w})}{N_{\text{CO}}(\mathbf{w})}, \\
\frac{S'_{\text{CO}}(1)(\mathbf{w})}{N_{\text{CO}}(\mathbf{w})} &= \frac{\lambda'(1)(\mathbf{w})}{1-\delta(\mathbf{w})} - \frac{\delta(\mathbf{w})}{1-\delta(\mathbf{w})} \frac{S'_{\text{AT}}(1)(\mathbf{w})}{N_{\text{AT}}(\mathbf{w})} = c + d \left\{ \frac{\lambda'(1)(\mathbf{w})}{1-\delta(\mathbf{w})} - \frac{\delta(\mathbf{w})}{1-\delta(\mathbf{w})} \frac{S'_{\text{AT}}(1)(\mathbf{w})}{N_{\text{AT}}(\mathbf{w})} \right\} = c + d \frac{S'_{\text{CO}}(1)(\mathbf{w})}{N_{\text{CO}}(\mathbf{w})}.
\end{aligned}$$

Note that the above quantities are bounded in the interval $[c, d]$. We find a bound for $\tau'_{\text{NT}}(\mathbf{w})$ based on the same reason in equation (28) and $\tau'_{\text{NT}} \in [0, d]$, which is given below.

$$\begin{aligned}
\tau'_{\text{NT}}(\mathbf{w}) &= \frac{S'_{\text{NT}}(1)(\mathbf{w})}{N_{\text{NT}}(\mathbf{w})} - \frac{\pi'(0)(\mathbf{w})}{\gamma(\mathbf{w})} + \frac{1-\gamma(\mathbf{w})}{\gamma(\mathbf{w})} \frac{S'_{\text{CO}}(0)(\mathbf{w})}{N_{\text{CO}}(\mathbf{w})} \\
&\in \left[\max \left\{ 0, \frac{S'_{\text{NT}}(1)(\mathbf{w})}{N_{\text{NT}}(\mathbf{w})} + \frac{c\{1-\gamma(\mathbf{w})\} - \pi'(0)(\mathbf{w})}{\gamma(\mathbf{w})} \right\}, \right. \\
&\quad \left. \min \left\{ \frac{S'_{\text{NT}}(1)(\mathbf{w})}{N_{\text{NT}}(\mathbf{w})}, \frac{S'_{\text{NT}}(1)(\mathbf{w})}{N_{\text{NT}}(\mathbf{w})} + \frac{(c+d)\{1-\gamma(\mathbf{w})\} - \pi'(0)(\mathbf{w})}{\gamma(\mathbf{w})} \right\} \right].
\end{aligned} \tag{33}$$

Here the non-zero lower bound candidate is represented as follows.

$$\begin{aligned}
\frac{S'_{\text{NT}}(1)(\mathbf{w})}{N_{\text{NT}}(\mathbf{w})} + \frac{c\{1-\gamma(\mathbf{w})\} - \pi'(0)(\mathbf{w})}{\gamma(\mathbf{w})} &= c + d \frac{S'_{\text{NT}}(1)(\mathbf{w})}{N_{\text{NT}}(\mathbf{w})} + \frac{c\{1-\gamma(\mathbf{w})\} - c - d\pi'(0)(\mathbf{w})}{\gamma(\mathbf{w})} \\
&= d \left\{ \frac{S'_{\text{NT}}(1)(\mathbf{w})}{N_{\text{NT}}(\mathbf{w})} - \frac{\pi'(0)(\mathbf{w})}{\gamma(\mathbf{w})} \right\}.
\end{aligned}$$

The second upper bound candidate is represented as follows.

$$\begin{aligned}
\frac{S'_{\text{NT}}(1)(\mathbf{w})}{N_{\text{NT}}(\mathbf{w})} + \frac{(c+d)\{1-\gamma(\mathbf{w})\} - \pi'(0)(\mathbf{w})}{\gamma(\mathbf{w})} &= c + d \frac{S'_{\text{NT}}(1)(\mathbf{w})}{N_{\text{NT}}(\mathbf{w})} + \frac{(c+d)\{1-\gamma(\mathbf{w})\} - c - d\pi'(0)(\mathbf{w})}{\gamma(\mathbf{w})} \\
&= d \left\{ \frac{S'_{\text{NT}}(1)(\mathbf{w})}{N_{\text{NT}}(\mathbf{w})} + \frac{S'_{\text{NT}}(1)(\mathbf{w})}{N_{\text{NT}}(\mathbf{w})} + \frac{1-\gamma(\mathbf{w}) - \pi'(0)(\mathbf{w})}{\gamma(\mathbf{w})} \right\}.
\end{aligned}$$

This implies the bound for $\tau'_{\text{NT}}(\mathbf{w})$ in (33) is represented as follows.

$$\tau'_{\text{NT}}(\mathbf{w}) \in d \left[\max \left\{ 0, \frac{S'_{\text{NT}}(1)(\mathbf{w})}{N_{\text{NT}}(\mathbf{w})} - \frac{\pi'(0)(\mathbf{w})}{\gamma(\mathbf{w})} \right\}, \min \left\{ \frac{S'_{\text{NT}}(1)(\mathbf{w})}{N_{\text{NT}}(\mathbf{w})}, \frac{S'_{\text{NT}}(1)(\mathbf{w})}{N_{\text{NT}}(\mathbf{w})} + \frac{1-\gamma(\mathbf{w}) - \pi'(0)(\mathbf{w})}{\gamma(\mathbf{w})} \right\} \right].$$

As a consequence, the bound for τ'_{NT} is represented as follows.

$$\begin{aligned}
& [\text{LB}'_{W,\text{NT}}, \text{UB}'_{W,\text{NT}}] \tag{34} \\
&= d \cdot \sum_{\mathbf{w}} \frac{N_{\text{NT}}(\mathbf{w})}{N_{\text{NT}}} \left[\max \left\{ 0, \frac{S_{\text{NT}}^{(1)}(\mathbf{w})}{N_{\text{NT}}(\mathbf{w})} - \frac{\pi^{(0)}(\mathbf{w})}{\gamma(\mathbf{w})} \right\}, \min \left\{ \frac{S_{\text{NT}}^{(1)}(\mathbf{w})}{N_{\text{NT}}(\mathbf{w})}, \frac{S_{\text{NT}}^{(1)}(\mathbf{w})}{N_{\text{NT}}(\mathbf{w})} + \frac{1 - \gamma(\mathbf{w}) - \pi^{(0)}(\mathbf{w})}{\gamma(\mathbf{w})} \right\} \right] \\
&= d[\text{LB}_{W,\text{NT}}, \text{UB}_{W,\text{NT}}] .
\end{aligned}$$

where $[\text{LB}_{W,\text{NT}}, \text{UB}_{W,\text{NT}}]$ is a bound for τ_t defined in (29). This shows that the population-level bound for τ_{NT} is invariant to affine transformations. We also find $[\text{LB}'_{W,\text{AT}}, \text{UB}'_{W,\text{AT}}] = d[\text{LB}_{W,\text{AT}}, \text{UB}_{W,\text{AT}}]$ and $[\text{LB}'_{W,\text{CO}}, \text{UB}'_{W,\text{CO}}] = d[\text{LB}_{W,\text{CO}}, \text{UB}_{W,\text{CO}}]$, showing the same invariance property.

To show the invariance of the bound estimator, it suffices to show that the ration estimators satisfy the affine transformation invariance property. As shown below, the ratio estimators using $Y_{ji}^{(z)}$ is an affine transformation of the ratio estimators using $Y_{ji}^{(z)}$.

$$\begin{aligned}
\widehat{S}'_{\text{NT}}^{(1)}(\mathbf{w}) &= N(\mathbf{w}) \cdot \frac{\sum_{ji} \mathbb{1}(Z_j = 1) Y_{ji}' \text{NT}_{ji} \mathbb{1}(\mathbf{W}_{ji} = \mathbf{w})}{\sum_{ji} \mathbb{1}(Z_j = 1) \mathbb{1}(\mathbf{W}_{ji} = \mathbf{w})} \\
&= N(\mathbf{w}) \cdot \frac{\sum_{ji} \mathbb{1}(Z_j = 1) (c + dY_{ji}) \text{NT}_{ji} \mathbb{1}(\mathbf{W}_{ji} = \mathbf{w})}{\sum_{ji} \mathbb{1}(Z_j = 1) \mathbb{1}(\mathbf{W}_{ji} = \mathbf{w})} \\
&= c + dN(\mathbf{w}) \cdot \frac{\sum_{ji} \mathbb{1}(Z_j = 1) Y_{ji} \text{NT}_{ji} \mathbb{1}(\mathbf{W}_{ji} = \mathbf{w})}{\sum_{ji} \mathbb{1}(Z_j = 1) \mathbb{1}(\mathbf{W}_{ji} = \mathbf{w})} \\
&= c + d\widehat{S}_{\text{NT}}^{(1)}(\mathbf{w}) , \\
\widehat{S}'_{\text{AT}}^{(0)}(\mathbf{w}) &= c + d\widehat{S}_{\text{AT}}^{(0)}(\mathbf{w}) .
\end{aligned}$$

As a consequence, we find $[\widehat{\text{LB}}'_{W,t}, \widehat{\text{UB}}'_{W,t}]$, the bound estimator under Y_{ji}' , is the same as $[d\widehat{\text{LB}}_{W,t}, d\widehat{\text{UB}}_{W,t}]$.

A.6 Details of Section 4.5 In the main Paper

A.6.1 General Conditions on f and L for Consistent Estimation of the Sharp Bound

For given f and L , we define the estimating equations about NT/AT classifiers as follows. Let $\Psi_t(\eta_t; J)$ be the following population estimating equation:

$$\Psi_t(\eta_t; J) = \frac{1}{J} \sum_{j=1}^J \psi_{t,j}(\eta_t), \quad \psi_{t,j}(\eta_t) = \sum_{i=1}^{n_j} \begin{bmatrix} \nabla_{\theta} L(t_{ji}, f_t(\mathbf{X}_{ji}; \theta_t)) \\ t_{ji} - \mathcal{I}_{c,h}(\tilde{f}_t(\mathbf{X}_{ji}; \theta_t) - q_t) \end{bmatrix}, \quad t \in \{\text{NT}, \text{AT}\}. \quad (35)$$

where $\nabla_{\theta} L$ is the gradient of L with respect to θ . By only using clusters under treatment/control, we consider the sample estimating equation about NT/AT classifiers as below.

$$\widehat{\Psi}_{\text{NT}}(\eta_{\text{NT}}; J) = \frac{1}{m} \sum_{j=1}^J Z_j \psi_{\text{NT},j}(\eta_{\text{AT}}), \quad \widehat{\Psi}_{\text{AT}}(\eta_{\text{AT}}; J) = \frac{1}{J-m} \sum_{j=1}^J (1 - Z_j) \psi_{\text{AT},j}(\eta_{\text{AT}}). \quad (36)$$

When L and f have a form either [\(Linear\)](#) or [\(Logistic\)](#) in the main paper, $\eta_{\text{NT}}^* = (\theta_{\text{NT}} |, q_{\text{NT}}^*)^{\top}$, the solution to equation (3) in the main paper, can be represented as the solution to the population estimating equation (35). Accordingly, $\widehat{\eta}_{\text{NT}} = (\widehat{\theta}_{\text{NT}}^{\top}, \widehat{q}_{\text{NT}})^{\top}$ and $\widehat{\eta}_{\text{AT}} = (\widehat{\theta}_{\text{AT}}^{\top}, \widehat{q}_{\text{AT}})^{\top}$, the solution to equation (4) in the main paper, are the solutions to the sample estimating equations in (36).

To construct the CO classifier, we similarly define the transformation f_{CO} as a function parametrized by $\theta_{\text{CO}} = (w_{\text{NT}}, w_{\text{AT}}, \theta_{\text{NT}}^{\top}, \theta_{\text{CO}}^{\top})^{\top}$. Under [\(Linear\)](#) or [\(Logistic\)](#) in the main paper, we have

$$\text{(Linear) (Multiple linear regression)} \quad f_{\text{CO}}(\mathbf{X}_{ji}; \theta_{\text{CO}}) = -w_{\text{NT}} \mathbf{X}_{ji}^{\top} \theta_{\text{NT}} - w_{\text{AT}} \mathbf{X}_{ji}^{\top} \theta_{\text{AT}}.$$

$$\text{(Logistic) (Penalized logistic regression)} \quad f_{\text{CO}}(\mathbf{X}_{ji}; \theta_{\text{CO}}) = \{1 + \exp(w_{\text{NT}} \mathbf{X}_{ji}^{\top} \theta_{\text{NT}} + w_{\text{AT}} \mathbf{X}_{ji}^{\top} \theta_{\text{AT}})\}^{-1}.$$

As in the main paper, q_{CO}^* and \widehat{q}_{CO} solve the following equations, respectively.

$$N_{\text{CO}} = \sum_{ji} \mathcal{I}_{c,h}(\tilde{f}_{\text{CO}}(\mathbf{X}_{ji}; \theta_{\text{CO}}^*) - q_{\text{CO}}^*), \quad \widehat{N}_{\text{CO}} = \sum_{ji} \mathcal{I}_{c,h}(\tilde{f}_{\text{CO}}(\mathbf{X}_{ji}; \widehat{\theta}_{\text{CO}}) - \widehat{q}_{\text{CO}}). \quad (37)$$

Here $\widehat{\theta}_{\text{CO}} = (\widehat{w}_{\text{NT}}, \widehat{w}_{\text{AT}}, \widehat{\theta}_{\text{NT}}^{\top}, \widehat{\theta}_{\text{AT}}^{\top})$ is the plug-in estimate for θ_{CO} and $\widehat{N}_{\text{CO}} = N - \widehat{N}_{\text{NT}} - \widehat{N}_{\text{AT}}$ is the estimated number of COs in the population where \widehat{N}_{NT} and \widehat{N}_{AT} are the ratio estimates for

the total number of NTs and ATs, i.e.,

$$\widehat{N}_{\text{NT}} = N \cdot \frac{\sum_{ji} \mathbb{1}(Z_j = 1) \text{NT}_{ji}}{\sum_{j=1}^J \mathbb{1}(Z_j = 1) n_j}, \quad \widehat{N}_{\text{AT}} = N \cdot \frac{\sum_{ji} \mathbb{1}(Z_j = 0) \text{AT}_{ji}}{\sum_{j=1}^J \mathbb{1}(Z_j = 0) n_j}. \quad (38)$$

To establish the consistency, we consider the following conditions on [\(Linear\)](#) and [\(Logistic\)](#) classifiers.

Assumption A.2. Let $\mathcal{E} = \mathcal{E}_\theta \otimes \mathcal{E}_q$ be a finite-dimensional Euclidean parameter space of η_t and let $\mathcal{E}^\circ = \mathcal{E}_\theta^\circ \otimes \mathcal{E}_q^\circ$ be its interior. Suppose the following assumptions on (f_t, L) hold.

- (i) (*Asymptotics of NT/AT/CO and J*) For $t \in \{\text{NT}, \text{AT}, \text{CO}\}$, m/J and N_t/N converge to constants in $(0, 1)$, and $S_t^{(z)}/N$, $S_{\tilde{C},t}^{(z)}/N$, and R_t/N converge to constants in $[0, 1]$ as $J \rightarrow \infty$. Also, n_i is bounded for every J .
- (ii) (*Compact \mathcal{E} and true parameter in \mathcal{E}°*) \mathcal{E}_θ and \mathcal{E}_q are compact and $\eta_t^* \in \mathcal{E}^\circ$.
- (iii) (*Full rank \mathbf{X}_{ji} and rate of $\|\mathbf{X}_{ji}\|$*) $\{\sum_{ji} \mathbf{X}_{ji} \mathbf{X}_{ji}^\top\}/N$ and $\lim_{J \rightarrow \infty} \{\sum_{ji} \mathbf{X}_{ji} \mathbf{X}_{ji}^\top\}/N$ are finite and full rank. Also, $\max_{ji} \|\mathbf{X}_{ji}\| = O(\log J)$.
- (iv) (*Behavior of randomized \tilde{f}*) For $t \in \{\text{NT}, \text{AT}, \text{CO}\}$, let $G_t(q; J, \theta_t)$ be the empirical cumulative distribution function (CDF) of $\tilde{f}_t(\mathbf{X}_{ji}; \theta_t)$, i.e., $G_t(q; J, \theta) = \sum_{ji} \mathbb{1}\{\tilde{f}_t(\mathbf{X}_{ji}; \theta) \leq q\}/N$. Then, $G_t(q; J, \theta)$ satisfies the following conditions.
 - (a) (*Smoothness*) Let $\mathcal{E}_{\theta, \text{const}}^\circ = \{\theta \in \mathcal{E}_\theta^\circ \mid \tilde{f}_t(\mathbf{X}_{ji}; \theta) = \tilde{f}_t(\mathbf{X}'_{ji}; \theta) \forall \mathbf{X}_{ji} \neq \mathbf{X}'_{ji}\}$ be the set of θ where $\tilde{f}_t(\cdot; \theta)$ is constant. For any fixed $\theta_t \in \mathcal{E}_\theta^\circ \setminus \mathcal{E}_{\theta, \text{const}}^\circ$ and fixed $q_1, q_2 \in \mathcal{E}_q^\circ$, we have $|G_t(q_2; J, \theta_t) - G_t(q_1; J, \theta_t)| \leq \mu_t(J, \theta_t) |q_2 - q_1|$ where $\mu_t(J, \theta_t)$ depends on J and θ_t and is bounded by a constant for any J .
 - (b) (*Local identifiability*) There exists an interval $[q_L, q_U]$ containing q_t^* such that for any fixed interval $(q_1, q_2) \subset [q_L, q_U]$, we have $|G_t(q_2; J, \theta_t^*) - G_t(q_1; J, \theta_t^*)| \geq \kappa_t(J) |q_2 - q_1|$ where $\kappa_t(J)$ only depends on J and converges to a positive constant as $J \rightarrow \infty$.

Condition [\(i\)](#) of Assumption [A.2](#) is stronger than the assumption in Theorem [3.1](#) and is a notable limitation of our theory. Condition [\(ii\)](#) and the full rank portion of condition [\(iii\)](#) are common assumptions when proving theoretical properties of estimators based on the likelihood principle

or estimating equations. The max norm portion of condition (iii) states that the range of the covariates grows at $(\log J)$ rate and is satisfied if covariates are realizations from a non-degenerate sub-exponential distribution. Part (a) of condition (iv) states that the derivative of the CDF of the randomized $\tilde{f}_t(\cdot; \theta)$ is finite for every J ; it is violated if the CDF “jumps” or changes drastically as J grows. Part (b) of condition (iv) states that the derivative of the CDF near the true q_t^* is non-zero; it is violated if the CDF remains flat around q_t^* . Both parts of condition (iv) hold if all \mathbf{X}_{ji} are realizations from a discrete support or from a compact support with a bounded density.

Under general classifiers, we consider the following conditions on the experimental design and the estimating equations.

Assumption A.3. Suppose the following assumptions hold with probability tending to 1.

(GC1) (*Asymptotics of NT/AT/CO and J*) For $t \in \{\text{NT}, \text{AT}, \text{CO}\}$, N_t/N , $S_t^{\langle z \rangle}/N$, $S_{\tilde{C},t}^{\langle z \rangle}/N$, and R_t/N converge to constants in $[0, 1]$ as $J \rightarrow \infty$. Also, n_i is bounded for every J and $m/J \rightarrow p_{\text{trt}} \in (0, 1)$ as $J \rightarrow \infty$.

(GC2) (*Compact \mathcal{E} and true parameter in \mathcal{E}°*) The parameter spaces \mathcal{E}_θ and \mathcal{E}_q are compact and the true parameter η_t^* ($t \in \{\text{NT}, \text{AT}, \text{CO}\}$) is in the interior of the parameter spaces, or formally $\eta_t^* \in \mathcal{E}^\circ$.

(GC3) (*Invertible $\nabla_\theta^2 L$*) For $t \in \{\text{NT}, \text{AT}\}$, $\sum_{ji} \nabla_\theta^2 L(t_{ji}, f_t(\mathbf{X}_{ji}; \theta_t))$ is invertible for all θ_t .

(GC4) (*Slow growing $\|\psi_{t,j}\|$ and average rate of change of f_t*) For $t \in \{\text{NT}, \text{AT}\}$, $j = 1, \dots, J$, and η_t , there exist a constant $v_1 > 0$ satisfying $\|\psi_{t,j}(\eta_t)\| = O((\log J)^{v_1})$. Moreover, for $t \in \{\text{NT}, \text{AT}, \text{CO}\}$ and for any $\theta_{t,1}$, $\theta_{t,2}$, and \mathbf{X}_{ji} , we have $\|f_t(\mathbf{X}_{ji}; \theta_{t,1}) - f_t(\mathbf{X}_{ji}; \theta_{t,2})\|/\|\theta_{t,1} - \theta_{t,2}\| = O(\log J)$.

(GC5) (*Smooth estimating equation*) For $t \in \{\text{NT}, \text{AT}\}$, and any sequence $\bar{\eta}_{t,J} = O(J^{-1/2})$, we have the following result for some constant $v_2 > 0$.

$$\sup_{\eta_t \in \mathcal{E}^\circ} \frac{1}{J} \sum_{j=1}^J \left\| \psi_{t,j}(\eta_t) - \psi_{t,j}(\eta_t + \bar{\eta}_{t,J}) \right\| = O(J^{-1/2} \cdot (\log J)^{v_2}).$$

(GC6) (*Identifiable estimating equation*) For $t \in \{\text{NT}, \text{AT}\}$, and any η_t such that $\|\eta_t - \eta_t^*\| = \epsilon$ with

$\epsilon = \Theta(J^{-r})$ for some $0 < r < 1/4$, we have the following result for some constant $v_3 > 0$.

$$\min_{\eta_t: \|\eta_t - \eta_t^*\| = \epsilon} \|\Psi_t(\eta_t; J)\| \geq B(J, \epsilon)$$

where $B(J, \epsilon) = \Theta(J^{-r} \cdot (\log J)^{-v_3})$.

(GC7) (*Smooth accumulation of \tilde{f}*) For $t \in \{\text{NT}, \text{AT}, \text{CO}\}$, let $\mathcal{E}' = \{(q_t, \theta_t) \mid \tilde{f}_\theta(\mathbf{x}; \theta_t) - q_t = 0\}$. For any sequence d_J such that $|d_J| = o(1)$, we have

$$\sup_{\eta_t \in \mathcal{E}^c \setminus \mathcal{E}'} \frac{1}{J} \sum_{ji} \mathbb{1}\{|\tilde{f}_t(\mathbf{X}_{ji}; \theta_t) - q_t| < |d_J|\} = O(|d_J|) .$$

(GC8) (*Identifiable accumulation of \tilde{f}*) Let $e_J = O(J^{-1})$ and $e'_J = e' + O(J^{-1})$ be sequences satisfying with $0 < e'$ with $e' = \Theta(J^{-r})$ for some $0 < r < 1/4$. For $t \in \{\text{NT}, \text{AT}, \text{CO}\}$, we have

$$\begin{aligned} \frac{1}{J} \sum_{ji} \mathbb{1}\{e_J \leq \tilde{f}_t(\mathbf{X}_{ji}; \theta_t^*) - q_t^* \leq e'_J\} &= \Theta(J^{-r}) , \\ \frac{1}{J} \sum_{ji} \mathbb{1}\{-e'_J \leq \tilde{f}_t(\mathbf{X}_{ji}; \theta_t^*) - q_t^* \leq -e_J\} &= \Theta(J^{-r}) . \end{aligned}$$

Condition (GC1) and (GC2) are the same as condition (i) and (ii) of Assumption A.2. Condition (GC3) holds if L is strictly convex in θ . Condition (GC4) means that the norm of the estimating equation is a slowly growing function of J and the transformation function f does not change dramatically across θ for a fixed \mathbf{X}_{ji} . Condition (GC5) implies that the estimating equation does not vary too much in the neighborhood of the given parameter η_t . Condition (GC6) implies that the estimating equation is curved to some degree at the neighborhood of the true parameter η_t^* . Condition (GC7) and (GC8) are similar to condition (iii) and (iv) of Assumption A.2.

Lemma A.2 shows that Assumption A.2 implies Assumption A.3 when f and L are chosen as either (Linear) or (Logistic) in the main paper.

Lemma A.2. *Suppose Assumptions (A1)-(A6) and Assumption A.2 hold. Moreover, f and L are chosen as either (Linear) or (Logistic) in the main paper. Then, the conditions of Assumption A.3 hold.*

The proof of Lemma A.2 is in Section D.2.

A.6.2 Consistency of $\hat{\eta}_t$

Let $\tilde{\mathcal{F}}_J = \mathcal{F}_J \cup \{e_{tji} \mid t \in \{\text{NT}, \text{AT}, \text{CO}\}, j = 1, \dots, J, i = 1, \dots, n_j\}$ be the extended set of \mathcal{F} that includes the randomization term e_{tji} from $\tilde{f}_t(\cdot; \theta_t)$. We treat e_{tji} as fixed after being randomly generated once and condition on $\tilde{\mathcal{F}}_J$ in our asymptotic arguments; this allows the randomness in the study to still be from the treatment assignment \mathbf{Z} only and is in alignment with finite-sample/randomization inference framework. Lemma A.3 establishes consistency of $\hat{\eta}_t$ as well as its rate of convergence.

Lemma A.3. *Suppose Assumptions (A1)-(A6) and Assumption A.3 hold. Then, for any ϵ such that $\epsilon = \Theta(J^{-r})$ with $0 < r < 1/4$, the estimator $\hat{\eta}_{\text{NT}}$ and $\hat{\eta}_{\text{AT}}$ from (4) in the main paper satisfy $\lim_{J \rightarrow \infty} P\left\{\|\hat{\eta}_t - \eta_t^*\| > \epsilon \mid \tilde{\mathcal{F}}_J, \mathcal{Z}_J\right\} = 0$ for $t \in \{\text{NT}, \text{AT}\}$. Furthermore, let the estimated weights \hat{w}_{NT} and \hat{w}_{AT} in $\hat{\theta}_{\text{CO}}$ satisfy $\hat{w}_{\text{NT}} = w_{\text{NT}}^* + O(J^{-1/2})$ and $\hat{w}_{\text{AT}} = w_{\text{AT}}^* + O(J^{-1/2})$, respectively. Then, we have $\lim_{J \rightarrow \infty} P\left\{\|\hat{\eta}_{\text{CO}} - \eta_{\text{CO}}^*\| > \epsilon \mid \tilde{\mathcal{F}}_J, \mathcal{Z}_J\right\} = 0$ where $\epsilon = \Theta(J^{-r} \cdot (\log J))$.*

The proof of Lemma A.3 is in Section D.3. Note that the results of Lemma A.3 hold under Assumption A.2 because of Lemma A.2. The term ϵ in Lemma A.3 is allowed to decrease as J increases, but the rate of ϵ must be slower than $J^{-1/4}$. Also, Lemma A.3 implies that with probability 1, $J^r \|\hat{\eta}_t - \eta_t^*\|$ converges to zero as $J \rightarrow \infty$ for $0 < r < 1/4$. These are slower rates of convergence than typical parametric rates of $J^{-1/2}$, in part because of the surrogate indicator function in equation (4) in the main paper. Lastly, we choose $w_t^* = N_t/N$ and $\hat{w}_t = \hat{N}_t/N$ where

$$\hat{N}_{\text{NT}} = N \frac{\sum_{ji} \mathbb{1}(Z_j = 1) \text{NT}_{ji}}{\sum_j \mathbb{1}(Z_j = 1) n_j}, \quad \hat{N}_{\text{AT}} = N \frac{\sum_{ji} \mathbb{1}(Z_j = 0) \text{AT}_{ji}}{\sum_j \mathbb{1}(Z_j = 0) n_j}, \quad \hat{N}_{\text{CO}} = N - \hat{N}_{\text{NT}} - \hat{N}_{\text{AT}}.$$

Then, the convergence rate about \hat{w}_t is satisfied from the finite population central limit theorem.

A.6.3 Visual Illustration of Assumption A.2

In Figure A.1, we plot out the value of the cumulative distribution function $G_t(q_t; J, \theta_t^*)$ (y-axis) as a function of q_t (x-axis). The red dashed line visually guides the true threshold $q_t^* = 1$. The left plot shows an example of $G_t(q_t; J, \theta_t^*)$ satisfying condition (iv). The middle plot shows an example of $G_t(q_t; J, \theta_t^*)$ violating the first condition of (iv) where the average rate of the derivative of $G_t(q_t; J, \theta_t^*)$ near $q_t^* = 1$ diverges as $J \rightarrow \infty$. Finally, the right plot shows an example of $G_t(q_t; J, \theta_t^*)$

violating the second condition of (iv) where the average rate of the derivative of $G_t(q_t; J, \theta_t^*)$ near a neighborhood of $q_t^* = 1$ converges to zero as $J \rightarrow \infty$.

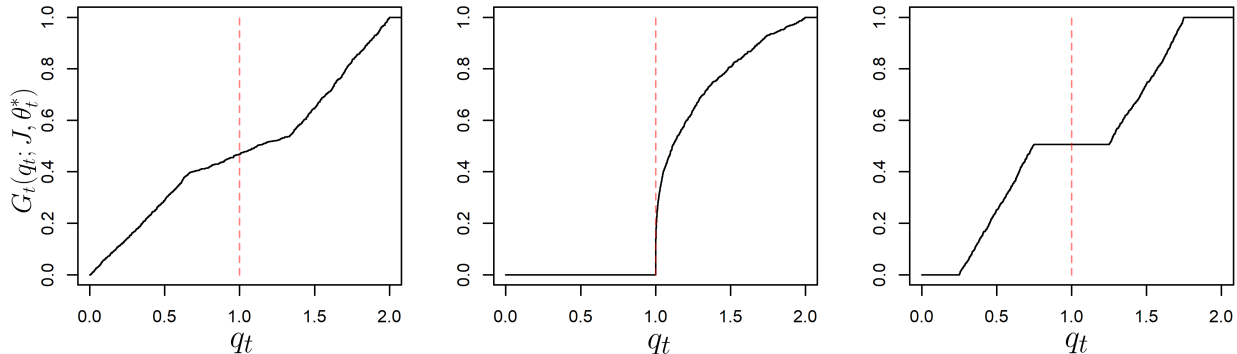


Figure A.1: Visual Illustration of Condition (iv) in Assumption A.2.

A.6.4 Details of the Construction of Confidence Sets

In general, deriving inferential properties for bounds is a difficult, sometimes impossible, task; see [Imbens and Manski \(2004\)](#), [Romano and Shaikh \(2008\)](#), [Romano and Shaikh \(2010\)](#), [Hirano and Porter \(2012\)](#), [Chernozhukov et al. \(2013\)](#), and citations within. In particular, to obtain uniformly valid confidence sets for bounds requires some understanding about the (asymptotic) distributions of the inputs to the linear program in Section (4.4) of the main paper, uniformly over τ_t in LB_t and UB_t . Given that we are using a non-trivial classifier that has been randomized and includes a surrogate indicator function, we defer a complete solution to this problem to a future paper. For now, we propose a practical approach to construct confidence sets for the bounds of τ_t based on popular resampling procedures, such as the bootstrap ([Efron, 1979](#)) or subsampling ([Politis and Romano, 1994](#); [Politis et al., 1999](#)). Here we use cluster-level bootstrap percentiles ([Efron, 1979](#); [Efron and Tibshirani, 1993](#)) to construct confidence intervals. Specifically, we resample m clusters among m treated clusters and $J - m$ clusters among $J - m$ control clusters with replacement for multiple times, say $B = 1,000$. For each realized bootstrap clusters, we obtain the extended bounds of [Grilli and Mealli \(2008\)](#) and [Long and Hudgens \(2013\)](#) that are denoted as $[\widehat{\text{LB}}_{\tilde{C},t}^{(b)}, \widehat{\text{UB}}_{\tilde{C},t}^{(b)}]$ and $[\widehat{\text{LB}}_{W,t}^{(b)}, \widehat{\text{UB}}_{W,t}^{(b)}]$ ($b = 1, \dots, B$). Let $p_\alpha(\widehat{\text{LB}}_{\tilde{C},t})$ be the 100α -th percentile of $\{\widehat{\text{LB}}_{\tilde{C},t}^{(1)}, \dots, \widehat{\text{LB}}_{\tilde{C},t}^{(B)}\}$. We define $p_\alpha(\widehat{\text{UB}}_{\tilde{C},t})$, $p_\alpha(\widehat{\text{LB}}_{W,t})$, and $p_\alpha(\widehat{\text{UB}}_{W,t})$ in a similar manner. If the lower bound estimate is chosen as $\widehat{\text{LB}}_{\tilde{C},t}$ (i.e., $\widehat{\text{LB}}_{W,t} \leq \widehat{\text{LB}}_{\tilde{C},t}$), we choose $q_{\alpha/2}(\widehat{\text{LB}}_{\tilde{C},t})$ as $\widehat{\text{LB}}_{\alpha/2,t}$, the lower end of a

100(1 - α) confidence interval for $[\text{LB}_t, \text{UB}_t]$. On the other hand, if the lower bound estimate is chosen as $\widehat{\text{LB}}_{W,t}$ (i.e., $\widehat{\text{LB}}_{\tilde{C},t} \leq \widehat{\text{LB}}_{W,t}$), we choose $q_{\alpha/2}(\widehat{\text{LB}}_{W,t})$ as $\widehat{\text{LB}}_{\alpha/2,t}$. That is,

$$\widehat{\text{LB}}_{\alpha/2,t} = q_{\alpha/2}(\widehat{\text{LB}}_{\tilde{C},t})\mathbb{1}\{\widehat{\text{LB}}_{W,t} \leq \widehat{\text{LB}}_{\tilde{C},t}\} + q_{\alpha/2}(\widehat{\text{LB}}_{W,t})\mathbb{1}\{\widehat{\text{LB}}_{W,t} \geq \widehat{\text{LB}}_{\tilde{C},t}\} .$$

Analogously, we define $\widehat{\text{UB}}_{1-\alpha/2,t}$, the upper end of a 100(1 - α) confidence interval for $[\text{LB}_t, \text{UB}_t]$, as

$$\widehat{\text{UB}}_{1-\alpha/2,t} = q_{1-\alpha/2}(\widehat{\text{UB}}_{\tilde{C},t})\mathbb{1}\{\widehat{\text{UB}}_{W,t} \geq \widehat{\text{UB}}_{\tilde{C},t}\} + q_{1-\alpha/2}(\widehat{\text{UB}}_{W,t})\mathbb{1}\{\widehat{\text{UB}}_{W,t} \leq \widehat{\text{UB}}_{\tilde{C},t}\} .$$

In Section 5.2, we conduct a simulation study to numerically assess whether the proposed inference procedure provides the desired coverage rate.

A.7 Additional Results of Section 5 and 6 in the Main Paper

In this subsection, we present additional results of simulation and data analysis.

A.7.1 Section 5: Data Generating Process

Figure A.2 shows the probability of each compliance type across $X_{ji,\text{male}}$ and $X_{ji,\text{age}}$.

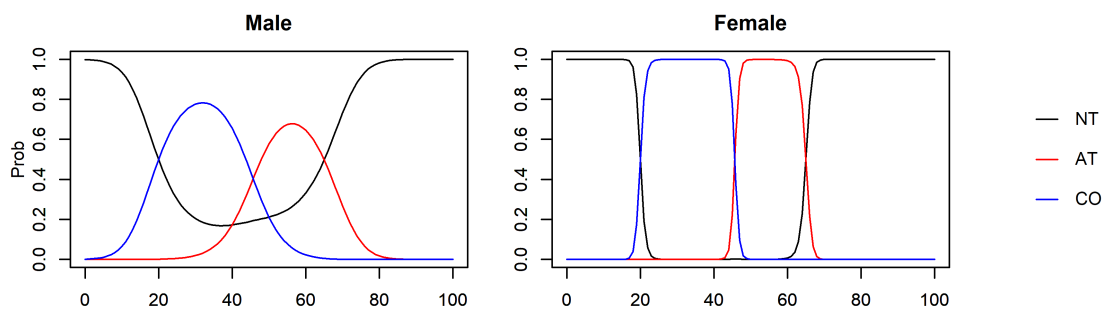


Figure A.2: Probability of Each Compliance Type across $X_{ji,\text{male}}$ and $X_{ji,\text{age}}$.

A.7.2 Section 5: Conservative Variance Estimators

We present Figure A.3 that shows the histograms of the ratio of the variance estimators $\hat{\sigma}_{\text{ITT}}^2$ and $\hat{\Sigma}_{\beta}$ to the empirical variance of $\hat{\tau}_{\text{ITT}}$ and $\hat{\beta}$. The histograms show the variance estimators are conservative for the true variance of the overall and heterogeneous ITT effects.

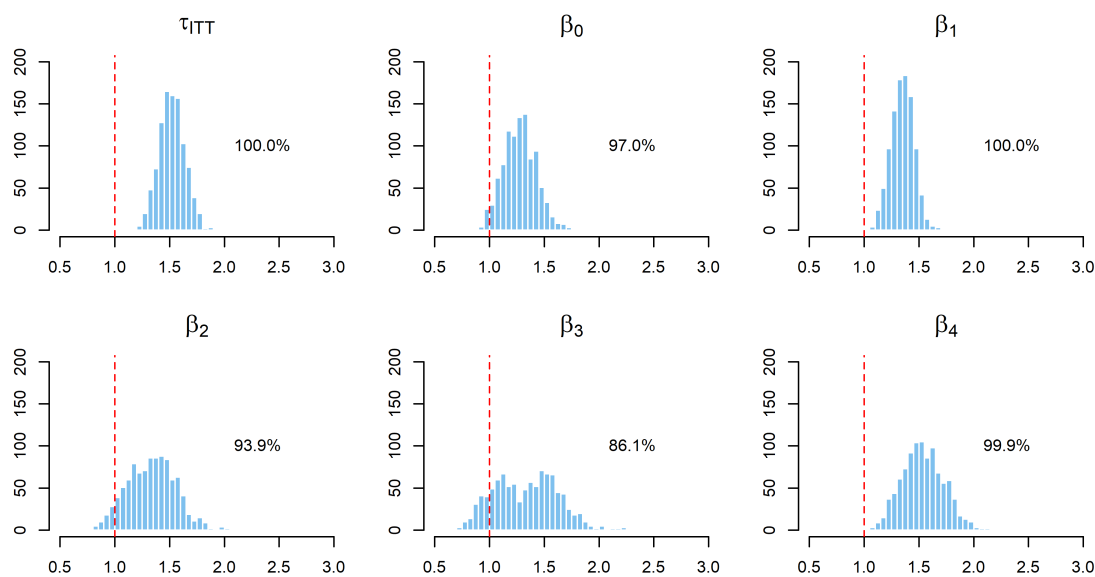


Figure A.3: Histogram of the Ratio of the Variance Estimates to the Empirical Variance of the Estimates. The number in each figure shows the proportion of the ratio that is greater than 1.

A.7.3 Section 5: Histogram of Bound Estimates

We present Figure A.4 that shows the histogram of the bound estimates. The histograms visually show that the bounds contain the true compliance group effect and the bound estimates are consistent for the bounds.

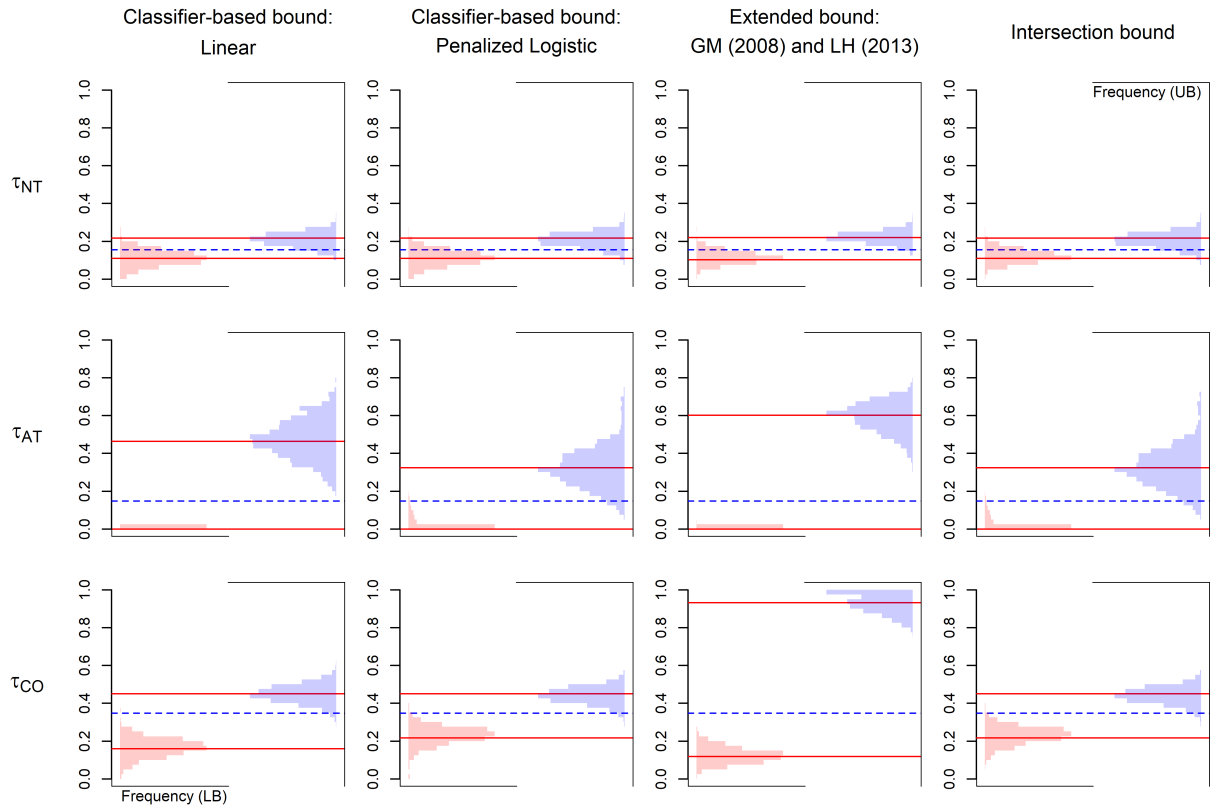


Figure A.4: Histograms of the Lower (■) and Upper (■) Limits of Bound Estimates. Each row corresponds to the compliance group effect. Each column corresponds to the classifier-based bounds, the extended bounds of Grilli and Mealli (2008) and Long and Hudgens (2013), and the intersection bounds created by taking the intersection of our bounds and the extended bounds. The y -axis across all plots represents effect size. The left column shows histograms of the bound estimates and the x -axes show the relative frequencies. The red solid lines (—) represent the true sharp bounds under each method. The blue dashed lines (---) show the true compliance group effects $\tau_{NT} = 0.155$, $\tau_{AT} = 0.148$, and $\tau_{CO} = 0.347$.

A.7.4 Section 6: Covariate Balance and Details of Covariate Selection

In this section, we assess covariate balance in the Hong Kong study.

	Treated	Control	Absolute value of t -statistic
Number of clusters	45	51	-
Number of individuals	129	161	-
Number of individuals who actually took treatment	71	3	-
Average of outcomes	0.9535	0.8758	-
Average cluster size	2.8667	3.1569	1.5417
Proportion of male	0.3824	0.3701	0.2136
Average of age	34.4118	36.2727	0.9357
Proportion of vaccinated individuals	0.1397	0.1234	0.4086
Proportion of male index individuals	0.5000	0.4481	0.8821
Average of age of index individuals	11.7059	12.1364	0.2870
Proportion of vaccinated index individuals	0.1544	0.1299	0.5942
House size	817.8603	831.9221	0.2689

Table A.2: Result of Covariate Balance Assessment. t -statistics are from the t -test comparing treated and control groups.

To incorporate the cluster size in the analysis, we use background information by [Bartlett \(1957\)](#) and [Keeling and Rohani \(2011, Chapter 6\)](#) on mathematical models of infectious disease within small clusters to encode each cluster size as a fixed effect where $n_i = 2$ is specified as the base level and three indicators $\mathbb{1}(n_j = 3)$, $\mathbb{1}(n_j = 4)$, and $\mathbb{1}(n_j \geq 5)$ are used as dummy variables. In total, with a constant intercept term, \mathbf{X}_{ji} consist of the following 13 components.

$$\mathbf{X}_{ji} = \begin{bmatrix} 1 \\ X_{ji,\text{male}} = \mathbb{1}(ji \text{ is male}) \\ X_{ji,\text{age}} \\ X_{ji,\text{age}}^2 \\ X_{ji,\text{vaccine}} = \mathbb{1}(ji \text{ is vaccinated in 2008}) \\ X_{ji,\text{ind.male}} = \mathbb{1}(\text{index individual of cluster } j \text{ is male}) \\ X_{ji,\text{ind.age}} \\ X_{ji,\text{ind.age}}^2 \\ X_{ji,\text{ind.vaccine}} = \mathbb{1}(\text{index individual of cluster } j \text{ is vaccinated in 2008}) \\ \mathbb{1}(n_j = 3) \\ \mathbb{1}(n_j = 4) \\ \mathbb{1}(n_j \geq 5) \\ X_{ji,\text{housesize}} \end{bmatrix}.$$

A.7.5 Section 6: Estimated Bounds of τ_{AT}

In this section, we present the comprehensive results including the estimated bounds of τ_{AT} .

Estimand	Statistics	Classifier-based Bound		Extended Bound of Grilli and Mealli (2008) and Long and Hudgens (2013)	Intersection Bound
		Linear	Penalized Logistic		
τ_{NT}	Bound	[0.000, 0.173]	[0.000, 0.173]	[0.054, 0.254]	[0.054, 0.173]
	95% CI	[0.000, 0.374]	[0.000, 0.375]	[0.000, 0.395]	[0.000, 0.374]
τ_{AT}	Bounds	[0.000, 0.000]	[0.000, 0.000]	[0.000, 0.000]	[0.000, 0.000]
	95% CI	[0.000, 0.000]	[0.000, 0.000]	[0.000, 0.000]	[0.000, 0.000]
τ_{CO}	Bound	[0.000, 0.146]	[0.000, 0.146]	[0.000, 0.186]	[0.000, 0.146]
	95% CI	[0.000, 0.299]	[0.000, 0.288]	[0.000, 0.297]	[0.000, 0.288]

Table A.3: Network Effects Among Compliance Types in the Hong Kong Study. Each row corresponds to the compliance group effects and relevant statistics. Each column shows the classifiers used in our bounds, the extended bound of Grilli and Mealli (2008) and Long and Hudgens (2013), and the intersection bound created by taking the intersection of our bounds and the extended bound.

B Useful Lemmas

In this section, we introduce lemmas that facilitates the proofs in Section C and D.

Lemma B.1. *Suppose that Assumption (A1) and (A2) in the main paper hold. Then, the expectation and the variance of \mathbf{Z} are given by*

$$\mathbb{E}(\mathbf{Z} | \mathcal{F}_J, \mathcal{Z}_J) = \frac{m}{J} \mathbf{1}_J \quad , \quad \text{Var}(\mathbf{Z} | \mathcal{F}_J, \mathcal{Z}_J) = \frac{m(J-m)}{J(J-1)} \Pi_J$$

where $\Pi_J = I_J - \mathbf{1}_J \mathbf{1}_J^\top / J$ is the centering matrix.

Lemma B.2. *Suppose that Assumption (A1) and (A2) in the main paper hold. Then, for $z = 0, 1$, we have the following result.*

$$\mathbb{E}\{\widehat{\mathcal{M}}_z(\mathbf{S}) | \mathcal{F}_J, \mathcal{Z}_J\} = \mathcal{M}(\mathbf{S}) \quad , \quad \mathbb{E}\{\widehat{\mathcal{V}}_z(\mathbf{S}, \mathbf{T}) | \mathcal{F}_J, \mathcal{Z}_J\} = \mathcal{V}(\mathbf{S}, \mathbf{T}) \quad .$$

Lemma B.3. *Let \mathbf{W}_i be the discrete covariates that are used to define $[\text{LB}_{W,t}, \text{UB}_{W,t}]$. For stratum $\{\mathbf{W}_i = \mathbf{w}\}$, let $\mathcal{S}_j(\mathbf{w}) = \sum_{i=1}^{n_j} S_{ji} \mathbb{1}(\mathbf{W}_{ji} = \mathbf{w})$. Suppose Assumption (A1)-(A2) hold. Furthermore, suppose that (i) $\max_{ji} |S_{ji}|$ and n_j are bounded for all J ; (ii) $\sum_{j=1}^J \mathcal{S}_j(\mathbf{w}) / N$ converges to a constant; and (iii) m/J converges to a constant in $(0, 1)$. Then, we have the following result for any constant $\epsilon > 0$.*

$$\begin{aligned} \lim_{J \rightarrow \infty} P \left\{ \left| \frac{J}{Nm} \sum_{ji} \mathbb{1}(Z_j = 1) \mathcal{S}_j(\mathbf{w}) - \frac{1}{N} \sum_{ji} \mathcal{S}_j(\mathbf{w}) \right| > \epsilon \middle| \mathcal{F}_J, \mathcal{Z}_J \right\} &= 0 \quad , \\ \lim_{J \rightarrow \infty} P \left\{ \left| \frac{J}{N(J-m)} \sum_{ji} \mathbb{1}(Z_j = 0) \mathcal{S}_j(\mathbf{w}) - \frac{1}{N} \sum_{ji} \mathcal{S}_j(\mathbf{w}) \right| > \epsilon \middle| \mathcal{F}_J, \mathcal{Z}_J \right\} &= 0 \quad . \end{aligned} \tag{39}$$

That is, as $J \rightarrow \infty$, we have

$$\frac{J}{Nm} \sum_{ji} \mathbb{1}(Z_j = 1) \mathcal{S}_j(\mathbf{w}) \xrightarrow{P} \frac{1}{N} \sum_{ji} \mathcal{S}_j(\mathbf{w}) \quad , \quad \frac{J}{N(J-m)} \sum_{ji} \mathbb{1}(Z_j = 0) \mathcal{S}_j(\mathbf{w}) \xrightarrow{P} \frac{1}{N} \sum_{ji} \mathcal{S}_j(\mathbf{w}) \quad .$$

The proofs of Lemma B.1, B.2, B.3 are in Section D.4, D.5, and D.6, respectively.

C Proof of Lemmas and Theorems in the Main Paper

C.1 Proof of Theorem 3.1 and Theorem A.1

We introduce Theorem 5 of Li and Ding (2017) which is formally stated as follows.

Theorem 5. (Li and Ding, 2017) *Suppose that N units are completely randomized into Q treatment groups of size (n_1, \dots, n_Q) . Let L_i be the group number, where $L_i = q$ if unit i belongs to group q . Let $\mathbf{Y}_i(q) \in \mathbb{R}^p$ be unit i 's potential outcome under treatment q and $\bar{\mathbf{Y}} = \sum_{i=1}^N \mathbf{Y}_i(q)/N$ be the average of $\mathbf{Y}_i(q)$ s. Let the average causal effect $\boldsymbol{\tau}(\mathbf{A})$ and its estimator $\hat{\boldsymbol{\tau}}(\mathbf{A})$ be*

$$\boldsymbol{\tau}(\mathbf{A}) = \sum_{q=1}^Q \mathbf{A}_q \bar{\mathbf{Y}}(q), \quad \hat{\boldsymbol{\tau}}(\mathbf{A}) = \sum_{q=1}^Q \mathbf{A}_q \hat{\bar{\mathbf{Y}}}(q), \quad \hat{\bar{\mathbf{Y}}}(q) = \frac{1}{n_q} \sum_{i:L_i=q} \mathbf{Y}_i(q).$$

Let \mathbf{S}_q^2 and \mathbf{S}_{qr} be

$$\begin{aligned} \mathbf{S}_q^2 &= \frac{1}{N-1} \sum_{i=1}^N \{\mathbf{Y}_i(q) - \bar{\mathbf{Y}}(q)\} \{\mathbf{Y}_i(q) - \bar{\mathbf{Y}}(q)\}^\top \quad (q = 1, \dots, Q), \\ \mathbf{S}_{qr} &= \frac{1}{N-1} \sum_{i=1}^N \{\mathbf{Y}_i(q) - \bar{\mathbf{Y}}(q)\} \{\mathbf{Y}_i(r) - \bar{\mathbf{Y}}(r)\}^\top \quad (q, r = 1, \dots, Q, q \neq r). \end{aligned}$$

Suppose that, for any $1 \leq q \neq r \leq Q$, (a) \mathbf{S}_q^2 and \mathbf{S}_{qr} have limiting values, (b) n_q/N has positive limiting value, and (c) $\max_{1 \leq q \leq Q} \max_{1 \leq i \leq N} \|\mathbf{Y}_i(q) - \bar{\mathbf{Y}}(q)\|_2^2/N \rightarrow 0$. Then, $N\text{Var}\{\hat{\boldsymbol{\tau}}(\mathbf{A})\}$ has a limiting value and

$$\sqrt{N} \left\{ \hat{\boldsymbol{\tau}}(\mathbf{A}) - \boldsymbol{\tau}(\mathbf{A}) \right\} \xrightarrow{D} N \left(0, \lim_{N \rightarrow \infty} N\text{Var}\{\hat{\boldsymbol{\tau}}(\mathbf{A})\} \right).$$

Our framework corresponds to the case of $Q = 2$ with indices $q = 1, 2$ where $q = 1$ and $q = 2$ means treatment ($z = 1$) and control ($z = 0$), respectively. Thus, n_1 , n_2 , and N in Theorem 5 of Li and Ding (2017) correspond to our m , $J - m$, and J , respectively, and condition (b) of Theorem 5 is satisfied from Assumption A.1-(i).

We only prove the result about $\hat{\boldsymbol{\beta}}$ because $\hat{\boldsymbol{\tau}}_{\text{TT}}$ is a special case of $\hat{\boldsymbol{\beta}}$ where \mathbf{X}_{ji} is chosen as 1 leading $\boldsymbol{\mathcal{X}}_j = (J/N) \sum_{i=1}^{n_j} \mathbf{X}_{ji} \mathbf{X}_{ji}^\top = (J/N) n_j = \mathcal{N}_j$. Let $\boldsymbol{\beta}_1^*$ and $\boldsymbol{\beta}_0^*$ be $\boldsymbol{\beta}_z^* = \{\mathcal{M}(\boldsymbol{\mathcal{X}})\}^{-1} [\mathcal{M}\{\boldsymbol{\mathcal{Y}}_X^{(z)}\}]$. From Assumption A.1-(ii) and (iii), $\|\boldsymbol{\beta}_1^*\|$ and $\|\boldsymbol{\beta}_0^*\|$ are finite. Also, $\boldsymbol{\beta}_1^*$ and $\boldsymbol{\beta}_0^*$ solve the following

equations.

$$\frac{1}{J} \sum_{j=1}^J \left(\mathcal{Y}_{X,j}^{(1)} - \mathcal{X}_j \beta_1^* \right) = \frac{1}{J} \sum_{j=1}^J \mathcal{R}_{X,j}^{(1)} = 0 \quad , \quad \frac{1}{J} \sum_{j=1}^J \left(\mathcal{Y}_{X,j}^{(0)} - \mathcal{X}_j \beta_0^* \right) = \frac{1}{J} \sum_{j=1}^J \mathcal{R}_{X,j}^{(0)} = 0 .$$

We take $\mathbf{Y}_i(1)$ and $\mathbf{Y}_i(2)$ in Theorem 5 of Li and Ding (2017) as $\mathcal{R}_{X,j}^{(1)}$ and 0, respectively. As a consequence, $\bar{\mathbf{Y}}(1)$, $\bar{\mathbf{Y}}(2)$, \mathbf{S}_1^2 , \mathbf{S}_2^2 , and \mathbf{S}_{12} correspond to 0, 0, $\mathcal{V}\{\mathcal{R}_X^{(1)}\}$, 0, and 0, respectively. We also find that condition (b) and (c) of Theorem 5 of Li and Ding (2017) are satisfied under Assumption A.1. Then, we find

$$\sqrt{J} \left\{ \frac{1}{m} \sum_{j=1}^J Z_j \mathcal{R}_{X,j}^{(1)} \right\} \xrightarrow{D} N \left(0, \lim_{J \rightarrow \infty} J \mathcal{V}\{\mathcal{R}_X^{(1)}\} \right) .$$

That is, $m^{-1} \sum_{j=1}^J Z_j \mathcal{R}_{X,j}^{(1)} = O_P(J^{-1/2})$ and, similarly, $(J-m)^{-1} \sum_{j=1}^J (1-Z_j) \mathcal{R}_{X,j}^{(0)} = O_P(J^{-1/2})$.

Next, we take $\mathbf{Y}_i(1)$ and $\mathbf{Y}_i(2)$ in Theorem 5 of Li and Ding (2017) as $\text{vec}(\mathcal{X}_j)$ and 0, respectively. As a consequence, $\bar{\mathbf{Y}}(1)$, $\bar{\mathbf{Y}}(2)$, \mathbf{S}_1^2 , \mathbf{S}_2^2 , and \mathbf{S}_{12} correspond to $\text{vec}\{\mathcal{M}(\boldsymbol{\mathcal{X}})\}$, 0, $\mathcal{V}\{\mathcal{R}_X^{(1)}\}$, 0, and 0, respectively. We also find that condition (b) and (c) of Theorem 5 of Li and Ding (2017) are satisfied under Assumption A.1. Then, we find

$$\sqrt{J} \left[\frac{1}{m} \sum_{j=1}^J Z_j \text{vec}(\mathcal{X}_j) - \text{vec}\{\mathcal{M}(\boldsymbol{\mathcal{X}})\} \right] \xrightarrow{D} N \left(0, \lim_{J \rightarrow \infty} J \mathcal{V}(\boldsymbol{\mathcal{X}}) \right) .$$

This implies $\widehat{\mathcal{M}}_1(\boldsymbol{\mathcal{X}}) = \frac{1}{m} \sum_{j=1}^J Z_j \mathcal{X}_j = \mathcal{M}(\boldsymbol{\mathcal{X}}) + O_P(J^{-1/2})$. Since $\widehat{\mathcal{M}}_1(\boldsymbol{\mathcal{X}})$ is used in the denominator of $\widehat{\boldsymbol{\beta}}$, we study the gap between $\widehat{\mathcal{M}}_1(\boldsymbol{\mathcal{X}})$ and $\mathcal{M}(\boldsymbol{\mathcal{X}})$ which is given as follows.

$$\begin{aligned} \left\| \left\{ \widehat{\mathcal{M}}_1(\boldsymbol{\mathcal{X}}) \right\}^{-1} - \left\{ \mathcal{M}(\boldsymbol{\mathcal{X}}) \right\}^{-1} \right\|_2 &= \left\| - \left\{ \widehat{\mathcal{M}}_1(\boldsymbol{\mathcal{X}}) \right\}^{-1} \left\{ \widehat{\mathcal{M}}_1(\boldsymbol{\mathcal{X}}) - \mathcal{M}(\boldsymbol{\mathcal{X}}) \right\} \left\{ \mathcal{M}(\boldsymbol{\mathcal{X}}) \right\}^{-1} \right\|_2 \\ &\leq \left\| \left\{ \widehat{\mathcal{M}}_1(\boldsymbol{\mathcal{X}}) \right\}^{-1} \right\|_2 \left\| \widehat{\mathcal{M}}_1(\boldsymbol{\mathcal{X}}) - \mathcal{M}(\boldsymbol{\mathcal{X}}) \right\|_2 \left\| \left\{ \mathcal{M}(\boldsymbol{\mathcal{X}}) \right\}^{-1} \right\|_2 \\ &\leq \left[\frac{1}{\lambda_{\min}\{\mathcal{M}(\boldsymbol{\mathcal{X}})\}} + o(1) \right] \cdot O_P(J^{-1/2}) \left[\frac{1}{\lambda_{\min}\{\mathcal{M}(\boldsymbol{\mathcal{X}})\}} \right] \\ &= O_P(J^{-1/2}) . \end{aligned}$$

The first equality is straightforward. The first inequality is from the property of the matrix norm. The second equality is from $\widehat{\mathcal{M}}_1(\boldsymbol{\mathcal{X}}) - \mathcal{M}(\boldsymbol{\mathcal{X}}) = O_P(J^{-1/2})$ and the full-rank $\mathcal{M}(\boldsymbol{\mathcal{X}})$ where $\lambda_{\min}(\mathbf{A})$

is the minimum eigenvalue of matrix \mathbf{A} . The last equality is trivial from $\lambda_{\min}\{\mathcal{M}(\boldsymbol{\mathcal{X}})\} < \infty$. Thus, we obtain $\{\widehat{\mathcal{M}}_1(\boldsymbol{\mathcal{X}})\}^{-1} - \{\mathcal{M}(\boldsymbol{\mathcal{X}})\}^{-1} = O_P(J^{-1/2})$. Similarly, we obtain $\{\widehat{\mathcal{M}}_0(\boldsymbol{\mathcal{X}})\}^{-1} - \{\mathcal{M}(\boldsymbol{\mathcal{X}})\}^{-1} = O_P(J^{-1/2})$. Combining the above results, we find that

$$\begin{aligned}\widehat{\boldsymbol{\beta}} - \boldsymbol{\beta}^* &= \{\mathcal{M}(\boldsymbol{\mathcal{X}})\}^{-1} \left[\widehat{\mathcal{M}}_1\{\boldsymbol{\mathcal{R}}_X^{(1)}\} - \widehat{\mathcal{M}}_0\{\boldsymbol{\mathcal{R}}_X^{(0)}\} \right] \\ &+ \left[\underbrace{\{\widehat{\mathcal{M}}_1(\boldsymbol{\mathcal{X}})\}^{-1} - \{\mathcal{M}(\boldsymbol{\mathcal{X}})\}^{-1}}_{O_P(J^{-1/2})} \right] \underbrace{\widehat{\mathcal{M}}_1\{\boldsymbol{\mathcal{R}}_X^{(1)}\}}_{O_P(J^{-1/2})} - \left[\underbrace{\{\widehat{\mathcal{M}}_0(\boldsymbol{\mathcal{X}})\}^{-1} - \{\mathcal{M}(\boldsymbol{\mathcal{X}})\}^{-1}}_{O_P(J^{-1/2})} \right] \underbrace{\widehat{\mathcal{M}}_0\{\boldsymbol{\mathcal{R}}_X^{(0)}\}}_{O_P(J^{-1/2})} \\ &= \{\mathcal{M}(\boldsymbol{\mathcal{X}})\}^{-1} \left[\widehat{\mathcal{M}}_1\{\boldsymbol{\mathcal{R}}_X^{(1)}\} - \widehat{\mathcal{M}}_0\{\boldsymbol{\mathcal{R}}_X^{(0)}\} \right] + O_P(J^{-1}).\end{aligned}$$

Finally, we take $\mathbf{Y}_i(1)$ and $\mathbf{Y}_i(2)$ in Theorem 5 of Li and Ding (2017) as $\mathcal{R}_{X,j}^{(1)}$ and $\mathcal{R}_{X,j}^{(0)}$, respectively. As a consequence, $\bar{\mathbf{Y}}(1)$, $\bar{\mathbf{Y}}(2)$, \mathbf{S}_1^2 , \mathbf{S}_2^2 , and \mathbf{S}_{12} correspond to 0, 0, $\mathcal{V}\{\boldsymbol{\mathcal{R}}_X^{(1)}\}$, $\mathcal{V}\{\boldsymbol{\mathcal{R}}_X^{(0)}\}$, and $\mathcal{V}\{\boldsymbol{\mathcal{R}}_X^{(1)}, \boldsymbol{\mathcal{R}}_X^{(0)}\}$, respectively. We also find that condition (b) and (c) of Theorem 5 of Li and Ding (2017) are satisfied under Assumption A.1. Then, we find

$$\sqrt{J} \left[\widehat{\mathcal{M}}_1\{\boldsymbol{\mathcal{R}}_X^{(1)}\} - \widehat{\mathcal{M}}_0\{\boldsymbol{\mathcal{R}}_X^{(0)}\} \right] \xrightarrow{D} N \left(0, \lim_{J \rightarrow \infty} \left[J \cdot \text{Var} \left[\widehat{\mathcal{M}}_1\{\boldsymbol{\mathcal{R}}_X^{(1)}\} - \widehat{\mathcal{M}}_0\{\boldsymbol{\mathcal{R}}_X^{(0)}\} \mid \mathcal{F}_J, \mathcal{Z}_J \right] \right] \right).$$

The variance of $\widehat{\mathcal{M}}_1\{\boldsymbol{\mathcal{R}}_X^{(1)}\} - \widehat{\mathcal{M}}_0\{\boldsymbol{\mathcal{R}}_X^{(0)}\}$ is given as follows.

$$\begin{aligned}\text{Var} \left[\widehat{\mathcal{M}}_1\{\boldsymbol{\mathcal{R}}_X^{(1)}\} - \widehat{\mathcal{M}}_0\{\boldsymbol{\mathcal{R}}_X^{(0)}\} \mid \mathcal{F}_J, \mathcal{Z}_J \right] &= \left(\frac{\boldsymbol{\mathcal{R}}_X^{(1)}}{m} + \frac{\boldsymbol{\mathcal{R}}_X^{(0)}}{J-m} \right) \text{Var}(\mathbf{Z} \mid \mathcal{F}_J, \mathcal{Z}_J) \left(\frac{\boldsymbol{\mathcal{R}}_X^{(1)}}{m} + \frac{\boldsymbol{\mathcal{R}}_X^{(0)}}{J-m} \right)^\top \\ &= \frac{m(J-m)}{J(J-1)} \left(\frac{\boldsymbol{\mathcal{R}}_X^{(1)}}{m} + \frac{\boldsymbol{\mathcal{R}}_X^{(0)}}{J-m} \right) \Pi_J \left(\frac{\boldsymbol{\mathcal{R}}_X^{(1)}}{m} + \frac{\boldsymbol{\mathcal{R}}_X^{(0)}}{J-m} \right)^\top \\ &= \frac{m(J-m)}{J} \left(\frac{\mathcal{V}\{\boldsymbol{\mathcal{R}}_X^{(1)}\}}{m^2} + \frac{\mathcal{V}\{\boldsymbol{\mathcal{R}}_X^{(0)}\}}{(J-m)^2} \right) + \frac{1}{J(J-1)} \{\boldsymbol{\mathcal{R}}_X^{(1)}\} \Pi_J \{\boldsymbol{\mathcal{R}}_X^{(0)}\}^\top + \frac{1}{J(J-1)} \{\boldsymbol{\mathcal{R}}_X^{(0)}\} \Pi_J \{\boldsymbol{\mathcal{R}}_X^{(1)}\}^\top \\ &= \frac{J-m}{mJ} \mathcal{V}\{\boldsymbol{\mathcal{R}}_X^{(1)}\} + \frac{m}{(J-m)J} \mathcal{V}\{\boldsymbol{\mathcal{R}}_X^{(0)}\} \\ &\quad - \frac{1}{J(J-1)} \left[\{\boldsymbol{\mathcal{R}}_X^{(1)} - \boldsymbol{\mathcal{R}}_X^{(0)}\} \Pi_J \{\boldsymbol{\mathcal{R}}_X^{(1)} - \boldsymbol{\mathcal{R}}_X^{(0)}\}^\top - \{\boldsymbol{\mathcal{R}}_X^{(1)}\} \Pi_J \{\boldsymbol{\mathcal{R}}_X^{(1)}\}^\top - \{\boldsymbol{\mathcal{R}}_X^{(0)}\} \Pi_J \{\boldsymbol{\mathcal{R}}_X^{(0)}\}^\top \right] \\ &= \frac{J-m}{mJ} \mathcal{V}\{\boldsymbol{\mathcal{R}}_X^{(1)}\} + \frac{m}{(J-m)J} \mathcal{V}\{\boldsymbol{\mathcal{R}}_X^{(0)}\} - \frac{1}{J} \left[\mathcal{V}\{\boldsymbol{\mathcal{R}}_X^{(1)} - \boldsymbol{\mathcal{R}}_X^{(0)}\} - \mathcal{V}\{\boldsymbol{\mathcal{R}}_X^{(1)}\} - \mathcal{V}\{\boldsymbol{\mathcal{R}}_X^{(0)}\} \right] \\ &= \frac{1}{m} \mathcal{V}\{\boldsymbol{\mathcal{R}}_X^{(1)}\} + \frac{1}{J-m} \mathcal{V}\{\boldsymbol{\mathcal{R}}_X^{(0)}\} - \frac{1}{J} \mathcal{V}\{\boldsymbol{\mathcal{R}}_X^{(1)} - \boldsymbol{\mathcal{R}}_X^{(0)}\}.\end{aligned}$$

The first equality is straightforward. The second equality is from Lemma B.1. The third equality is from the relationship between the covariance operator \mathcal{V} and the centering matrix Π_J . The rest equalities are trivial. As a result, from the Slutsky's theorem, we find

$$\sqrt{J}(\widehat{\boldsymbol{\beta}} - \boldsymbol{\beta}^*) \xrightarrow{D} N\left(0, \lim_{J \rightarrow \infty} (J \cdot V_{\boldsymbol{\beta}})\right)$$

where $V_{\boldsymbol{\beta}}$ is given by

$$V_{\boldsymbol{\beta}} = \{\mathcal{M}(\boldsymbol{x})\}^{-1} \left[\frac{\mathcal{V}\{\mathcal{R}_X^{(1)}\}}{m} + \frac{\mathcal{V}\{\mathcal{R}_X^{(0)}\}}{J-m} - \frac{\mathcal{V}\{\mathcal{R}_X^{(1)} - \mathcal{R}_X^{(0)}\}}{J} \right] \{\mathcal{M}(\boldsymbol{x})\}^{-1}.$$

This proves the asymptotic Normality of $\widehat{\boldsymbol{\beta}}$.

To show that the variance estimator $\Sigma_{\boldsymbol{\beta}}$ is conservative, we use a result from Proposition 3 of Li and Ding (2017) which is formally stated as follows.

Proposition 3. (Li and Ding, 2017) Let \mathbf{s}_q^2 be

$$\mathbf{s}_q^2 = \frac{1}{n_q - 1} \sum_{i:L_i=q} \{\mathbf{Y}_i - \widehat{\mathbf{Y}}(q)\} \{\mathbf{Y}_i - \widehat{\mathbf{Y}}(q)\}^\top$$

Under the regularity conditions in Theorem 5, $\mathbf{s}_q^2 - \mathbf{S}_q^2 \xrightarrow{P} 0$ for each $1 \leq q \leq Q$.

Under our notation, we have $\mathbf{s}_1 = \widehat{\mathcal{V}}_1(\mathcal{R}_X)$ and $\mathbf{s}_0 = \widehat{\mathcal{V}}_0(\mathcal{R}_X)$, respectively. Therefore, from Proposition 3, we have $\mathbf{s}_1^2 - \mathbf{S}_1^2 = \widehat{\mathcal{V}}_1(\mathcal{R}_X) - \mathcal{V}\{\mathcal{R}_X^{(1)}\} = o_P(1)$ and $\mathbf{s}_2^2 - \mathbf{S}_2^2 = \widehat{\mathcal{V}}_0(\mathcal{R}_X) - \mathcal{V}\{\mathcal{R}_X^{(0)}\} = o_P(1)$. Combining these results with the previous results $\{\widehat{\mathcal{M}}_1(\boldsymbol{x})\}^{-1} - \{\mathcal{M}(\boldsymbol{x})\}^{-1} = O_P(J^{-1/2})$ and $\{\widehat{\mathcal{M}}_0(\boldsymbol{x})\}^{-1} - \{\mathcal{M}(\boldsymbol{x})\}^{-1} = O_P(J^{-1/2})$, we find

$$\begin{aligned} \widehat{\Sigma}_{\boldsymbol{\beta}} &= J \left[\frac{\{\widehat{\mathcal{M}}_1(\boldsymbol{x})\}^{-1} \widehat{\mathcal{V}}_1(\mathcal{R}_X) \{\widehat{\mathcal{M}}_1(\boldsymbol{x})\}^{-1}}{m} + \frac{\{\widehat{\mathcal{M}}_0(\boldsymbol{x})\}^{-1} \widehat{\mathcal{V}}_0(\mathcal{R}_X) \{\widehat{\mathcal{M}}_0(\boldsymbol{x})\}^{-1}}{J-m} \right] \\ &= J \left[\{\mathcal{M}(\boldsymbol{x})\}^{-1} \left[\frac{\mathcal{V}\{\mathcal{R}_X^{(1)}\}}{m} + \frac{\mathcal{V}\{\mathcal{R}_X^{(0)}\}}{J-m} \right] \{\mathcal{M}(\boldsymbol{x})\}^{-1} \right] + o_P(1). \end{aligned}$$

As a consequence, we find

$$\widehat{\Sigma}_{\boldsymbol{\beta}} - \Sigma_{\boldsymbol{\beta}} = J \left[\{\mathcal{M}(\boldsymbol{x})\}^{-1} \frac{\mathcal{V}\{\mathcal{R}_X^{(1)} - \mathcal{R}_X^{(0)}\}}{J} \{\mathcal{M}(\boldsymbol{x})\}^{-1} \right] + o_P(1).$$

The probability limit of the right hand side is positive semi-definite. This concludes the conservativeness of $\widehat{\Sigma}_\beta$.

The results related to $\widehat{\tau}_{\text{TT}}$ can be similarly shown by replacing \mathbf{X}_{ji} , \mathcal{X}_j , \mathcal{X} with 1 , \mathcal{N}_j , and 1 , respectively.

C.2 Proof of Theorem 4.1

For $t \in \{\text{NT}, \text{AT}, \text{CO}\}$, there is no additional constraints about $\{\text{TP}_{\text{NT}}^{(1)}, \dots, \text{FN}_{\text{CO}}^{(0)}\}$ other than the constraints in the linear program in (15). Let v be a value that is smaller than $\text{LB}_{\widetilde{C},t}$, the solution to the minimization problem of τ_t . Suppose that there exist $\{\text{TP}_{\text{NT}}^{(1)}, \dots, \text{FN}_{\text{CO}}^{(0)}\}$ that satisfy $v = \{\text{TP}_{\text{NT}}^{(1)} + \text{FN}_{\text{NT}}^{(1)} - \text{TP}_{\text{NT}}^{(0)} - \text{FN}_{\text{NT}}^{(0)}\}/N_t$ and satisfy all restrictions in the linear program in (15). Then, $\text{LB}_{\widetilde{C},t}$ is not the solution to the minimization problem of τ_t , which is a contradiction. Moreover, since $\text{LB}_{\widetilde{C},t}$ is the solution to the minimization problem of τ_t , there exist $\{\text{TP}_{\text{NT}}^{(1)}, \dots, \text{FN}_{\text{CO}}^{(0)}\}$ that satisfy $\text{LB}_{\widetilde{C},t} = \{\text{TP}_{\text{NT}}^{(1)} + \text{FN}_{\text{NT}}^{(1)} - \text{TP}_{\text{NT}}^{(0)} - \text{FN}_{\text{NT}}^{(0)}\}/N_t$ and satisfy all restrictions in the linear program in (15). That is, any value larger than $\text{LB}_{\widetilde{C},t}$ cannot be a lower bound for τ_t because $\text{LB}_{\widetilde{C},t}$ is feasible for some $\{\text{TP}_{\text{NT}}^{(1)}, \dots, \text{FN}_{\text{CO}}^{(0)}\}$. This shows the sharpness of $\text{LB}_{\widetilde{C},t}$. The sharpness of $\text{UB}_{\widetilde{C},t}$ can be shown in a similar manner.

C.3 Proof of Theorem 4.2

We first establish the consistency of \widehat{N}_t , $\widehat{S}^{(z)}$, $\widehat{S}_{\text{NT}}^{(1)}$, $\widehat{S}_{\text{AT}}^{(0)}$, $\widehat{S}_{\widetilde{C},t}^{(z)}$, and \widehat{R}_t . From Lemma B.3 and the continuous mapping theorem, we find the consistency of the estimators that does not use the classifiers. For example, we study the consistency $\widehat{N}_{\text{NT}}/\text{NT}$ as follows.

$$\frac{\widehat{N}_{\text{NT}}}{N} = \frac{\frac{J}{Nm} \sum_{ji} \mathbb{1}(Z_j = 1) \text{NT}_{ji}}{\frac{J}{Nm} \sum_{j=1}^J \mathbb{1}(Z_j = 1) n_j} \xrightarrow{P} \frac{\sum_{ji} \text{NT}_{ji}}{\sum_{j=1}^J n_j} = \frac{N_{\text{NT}}}{N}.$$

We find the following consistency for other estimators by a similar manner.

$$\frac{\widehat{N}_t}{N} \xrightarrow{P} \frac{N_t}{N}, \quad \frac{\widehat{S}^{(z)}}{N} \xrightarrow{P} \frac{S^{(z)}}{N}, \quad \frac{\widehat{S}_{\text{NT}}^{(1)}}{N} \xrightarrow{P} \frac{S_{\text{NT}}^{(1)}}{N}, \quad \frac{\widehat{S}_{\text{AT}}^{(0)}}{N} \xrightarrow{P} \frac{S_{\text{AT}}^{(0)}}{N}. \quad (40)$$

Next we establish the consistency of the estimators that use the classifiers. We only study the consistency of $\widehat{S}_{\widetilde{C},\text{NT}}^{(1)}$, but the consistency of other estimators can be shown in a similar manner.

The exact form of $\widehat{S}_{\widetilde{C},t}^{(1)}$ is

$$\frac{\widehat{S}_{\widetilde{C},t}^{(z)}}{N} = \frac{\widehat{N}_t \sum_{ji} \mathbb{1}(Z_j = 1) Y_{ji} \mathbb{1}\{\widetilde{f}_{\text{NT}}(\mathbf{X}_{ji}; \widehat{\theta}_{\text{NT}}) \geq \widehat{q}_{\text{NT}}\}}{N \sum_{ji} \mathbb{1}(Z_j = 1) \mathbb{1}\{\widetilde{f}_{\text{NT}}(\mathbf{X}_{ji}; \widehat{\theta}_{\text{NT}}) \geq \widehat{q}_{\text{NT}}\}}. \quad (41)$$

The numerator of (41) is

$$\begin{aligned} & \sum_{ji} Z_j Y_{ji}^{(1)} \mathbb{1}\{\widetilde{f}_{\text{NT}}(\mathbf{X}_{ji}; \widehat{\theta}_{\text{NT}}) \geq \widehat{q}_{\text{NT}}\} \\ &= \frac{J}{Nm} \sum_{ji} Z_j Y_{ji}^{(1)} \left[\mathbb{1}\{\widetilde{f}_{\text{NT}}(\mathbf{X}_{ji}; \widehat{\theta}_{\text{NT}}) \geq \widehat{q}_{\text{NT}}\} - \mathbb{1}\{\widetilde{f}_{\text{NT}}(\mathbf{X}_{ji}; \theta_{\text{NT}}^*) \geq q_{\text{NT}}^*\} \right] \\ & \quad + \frac{J}{Nm} \sum_{ji} Z_j Y_{ji}^{(1)} \mathbb{1}\{\widetilde{f}_{\text{NT}}(\mathbf{X}_{ji}; \theta_{\text{NT}}^*) \geq q_{\text{NT}}^*\}. \end{aligned} \quad (42)$$

We study each term in the right-hand side of (42). The first term of (42) is bounded as follows.

$$\begin{aligned} & \left| \frac{J}{Nm} \sum_{ji} Z_j Y_{ji}^{(1)} \left[\mathbb{1}\{\widetilde{f}_{\text{NT}}(\mathbf{X}_{ji}; \widehat{\theta}_{\text{NT}}) \geq \widehat{q}_{\text{NT}}\} - \mathbb{1}\{\widetilde{f}_{\text{NT}}(\mathbf{X}_{ji}; \theta_{\text{NT}}^*) \geq q_{\text{NT}}^*\} \right] \right| \\ & \leq \frac{J}{Nm} \sum_{ji} \left| Z_j Y_{ji}^{(1)} \left[\mathbb{1}\{\widetilde{f}_{\text{NT}}(\mathbf{X}_{ji}; \widehat{\theta}_{\text{NT}}) \geq \widehat{q}_{\text{NT}}\} - \mathbb{1}\{\widetilde{f}_{\text{NT}}(\mathbf{X}_{ji}; \theta_{\text{NT}}^*) \geq q_{\text{NT}}^*\} \right] \right| \\ & \leq \frac{J}{Nm} \sum_{ji} \left| \mathbb{1}\{\widetilde{f}_{\text{NT}}(\mathbf{X}_{ji}; \widehat{\theta}_{\text{NT}}) \geq \widehat{q}_{\text{NT}}\} - \mathbb{1}\{\widetilde{f}_{\text{NT}}(\mathbf{X}_{ji}; \theta_{\text{NT}}^*) \geq q_{\text{NT}}^*\} \right|. \end{aligned} \quad (43)$$

For a fixed constant $0 < r < 1/4$, we decompose the summand of (43) as follows.

$$\begin{aligned}
& \left| \mathbb{1}\{\tilde{f}_{\text{NT}}(\mathbf{X}_{ji}; \hat{\theta}_{\text{NT}}) \geq \hat{q}_{\text{NT}}\} - \mathbb{1}\{\tilde{f}_{\text{NT}}(\mathbf{X}_{ji}; \theta_{\text{NT}}^*) \geq q_{\text{NT}}^*\} \right| \\
&= \left| \mathbb{1}\{\tilde{f}_{\text{NT}}(\mathbf{X}_{ji}; \theta_{\text{NT}}^*) - q_{\text{NT}}^* \geq 0\} - \mathbb{1}\{\tilde{f}_{\text{NT}}(\mathbf{X}_{ji}; \hat{\theta}_{\text{NT}}) \geq \hat{q}_{\text{NT}}\} \right| \\
&\leq \mathbb{1}\left[\left| \tilde{f}_{\text{NT}}(\mathbf{X}_{ji}; \theta_{\text{NT}}^*) - q_{\text{NT}}^* \right| \leq \left| \{ \tilde{f}_{\text{NT}}(\mathbf{X}_{ji}; \theta_{\text{NT}}^*) - q_{\text{NT}}^* \} - \{ \tilde{f}_{\text{NT}}(\mathbf{X}_{ji}; \hat{\theta}_{\text{NT}}) - \hat{q}_{\text{NT}} \} \right| \right] \\
&= \mathbb{1}\left[\left| \tilde{f}_{\text{NT}}(\mathbf{X}_{ji}; \theta_{\text{NT}}^*) - q_{\text{NT}}^* \right| \leq \left| \{ f_{\text{NT}}(\mathbf{X}_{ji}; \theta_{\text{NT}}^*) - q_{\text{NT}}^* \} - \{ \tilde{f}_{\text{NT}}(\mathbf{X}_{ji}; \hat{\theta}_{\text{NT}}) - \hat{q}_{\text{NT}} \} \right| \right] \\
&= \mathbb{1}\left[\left| \tilde{f}_{\text{NT}}(\mathbf{X}_{ji}; \theta_{\text{NT}}^*) - q_{\text{NT}}^* \right| \leq \left| \{ f_{\text{NT}}(\mathbf{X}_{ji}; \theta_{\text{NT}}^*) - q_{\text{NT}}^* \} - \{ \tilde{f}_{\text{NT}}(\mathbf{X}_{ji}; \hat{\theta}_{\text{NT}}) - \hat{q}_{\text{NT}} \} \right| \right] \\
&\quad \times \mathbb{1}\left[\left| \{ f_{\text{NT}}(\mathbf{X}_{ji}; \theta_{\text{NT}}^*) - q_{\text{NT}}^* \} - \{ \tilde{f}_{\text{NT}}(\mathbf{X}_{ji}; \hat{\theta}_{\text{NT}}) - \hat{q}_{\text{NT}} \} \right| \leq J^{-r/2} \right] \\
&\quad + \mathbb{1}\left[\left| \tilde{f}_{\text{NT}}(\mathbf{X}_{ji}; \theta_{\text{NT}}^*) - q_{\text{NT}}^* \right| \leq \left| \{ f_{\text{NT}}(\mathbf{X}_{ji}; \theta_{\text{NT}}^*) - q_{\text{NT}}^* \} - \{ \tilde{f}_{\text{NT}}(\mathbf{X}_{ji}; \hat{\theta}_{\text{NT}}) - \hat{q}_{\text{NT}} \} \right| \right] \\
&\quad \times \mathbb{1}\left[\left| \{ f_{\text{NT}}(\mathbf{X}_{ji}; \theta_{\text{NT}}^*) - q_{\text{NT}}^* \} - \{ \tilde{f}_{\text{NT}}(\mathbf{X}_{ji}; \hat{\theta}_{\text{NT}}) - \hat{q}_{\text{NT}} \} \right| > J^{-r/2} \log J \right] \\
&\leq \mathbb{1}\left[\left| \tilde{f}_{\text{NT}}(\mathbf{X}_{ji}; \theta_{\text{NT}}^*) - q_{\text{NT}}^* \right| \leq J^{-r/2} \log J \right] \\
&\quad + \mathbb{1}\left[\left| \{ f_{\text{NT}}(\mathbf{X}_{ji}; \theta_{\text{NT}}^*) - q_{\text{NT}}^* \} - \{ \tilde{f}_{\text{NT}}(\mathbf{X}_{ji}; \hat{\theta}_{\text{NT}}) - \hat{q}_{\text{NT}} \} \right| > J^{-r/2} \log J \right] \\
&\leq \mathbb{1}\left[\left| \tilde{f}_{\text{NT}}(\mathbf{X}_{ji}; \theta_{\text{NT}}^*) - q_{\text{NT}}^* \right| \leq J^{-r/2} \log J \right] + \mathbb{1}\left[(K \log J + 1) \|\hat{\eta}_{\text{NT}} - \eta_{\text{NT}}^*\| > J^{-r/2} \log J \right]. \quad (44)
\end{aligned}$$

The equality in the second line is straightforward. The inequality in the third line is from Lemma 1 of Kennedy et al. (2020); for any a and b in \mathbb{R} , we have $|\mathbb{1}(a \geq 0) - \mathbb{1}(b \geq 0)| \leq \mathbb{1}\{|a| \leq |a - b|\}$. The equality in the fourth line is from $\tilde{f}_{\text{NT}}(\mathbf{X}_{ji}; \theta_{\text{NT}}) = f_{\text{NT}}(\mathbf{X}_{ji}; \theta) + e_{\text{NT}ji}$. The equality in the fifth line is from $\mathbb{1}(E) = \mathbb{1}(E)\mathbb{1}(F) + \mathbb{1}(E)\mathbb{1}(F^c)$ for two events E and F . The inequality in seventh line is from $\mathbb{1}(E) \leq \mathbb{1}(F)$ if $E \subset F$ and $\mathbb{1}(E) \leq 1$ for all E . The last inequality is from (GC4).

$$\begin{aligned}
& \left| \{ f_{\text{NT}}(\mathbf{X}_{ji}; \theta_{\text{NT}}^*) - q_{\text{NT}}^* \} - \{ \tilde{f}_{\text{NT}}(\mathbf{X}_{ji}; \hat{\theta}_{\text{NT}}) - \hat{q} \} \right| \\
&\leq (K \log J) \|\hat{\theta}_{\text{NT}} - \theta_{\text{NT}}^*\| + \|\hat{q}_{\text{NT}} - q_{\text{NT}}^*\| \leq (K \log J + 1) \|\hat{\eta}_{\text{NT}} - \eta_{\text{NT}}^*\|
\end{aligned}$$

where K is a generic constant. Combining (43) and (44), we obtain an upper bound of (43) as

follows.

$$\begin{aligned}
& \frac{J}{Nm} \sum_{ji} \left| \mathbb{1}\{\tilde{f}_{\text{NT}}(\mathbf{X}_{ji}; \hat{\theta}_{\text{NT}}) \geq \hat{q}_{\text{NT}}\} - \mathbb{1}\{\tilde{f}_{\text{NT}}(\mathbf{X}_{ji}; \theta_{\text{NT}}^*) \geq q_{\text{NT}}^*\} \right| \\
& \leq \frac{J}{Nm} \sum_{ji} \mathbb{1}\left[|\tilde{f}_{\text{NT}}(\mathbf{X}_{ji}; \theta_{\text{NT}}^*) - q_{\text{NT}}^*| \leq J^{-r/2} \log J\right] + \frac{J}{Nm} \sum_{ji} \mathbb{1}\left[(K \log J + 1) \|\hat{\eta}_t - \eta_t^*\| > J^{-r/2} \log J\right].
\end{aligned} \tag{45}$$

The first term in (45) is $o(1)$:

$$\begin{aligned}
\frac{J}{Nm} \sum_{ji} \mathbb{1}\left[|\tilde{f}_{\text{NT}}(\mathbf{X}_{ji}; \theta_{\text{NT}}^*) - q_{\text{NT}}^*| \leq J^{-r/2} \log J\right] &= \frac{J}{N} \frac{J}{m} \frac{1}{J} \sum_{ji} \mathbb{1}\left[|\tilde{f}_{\text{NT}}(\mathbf{X}_{ji}; \theta_{\text{NT}}^*) - q_{\text{NT}}^*| \leq J^{-r/2} \log J\right] \\
&= O(1)O(J^{-r/2} \log J) = O(J^{-r/2} \log J).
\end{aligned}$$

Note that the asymptotic representation is from condition (GC7).

To study the second term in (45), we first study the expectation of $\mathbb{1}\left[(K \log J + 1) \|\hat{\eta}_{\text{NT}} - \eta_{\text{NT}}^*\| > J^{-r/2} \log J\right]$, which is denoted by μ .

$$\begin{aligned}
\mu &= \mathbb{E}\left[\mathbb{1}\left[(K \log J + 1) \|\hat{\eta}_{\text{NT}} - \eta_{\text{NT}}^*\| > J^{-r/2} \log J\right] \mid \tilde{\mathcal{F}}_J, \mathcal{Z}_J\right] \\
&= P\left[(K \log J + 1) \|\hat{\eta}_{\text{NT}} - \eta_{\text{NT}}^*\| > J^{-r/2} \log J \mid \tilde{\mathcal{F}}_J, \mathcal{Z}_J\right] \\
&\leq P\left[\|\hat{\eta}_{\text{NT}} - \eta_{\text{NT}}^*\| > \epsilon' J^{-r} \mid \tilde{\mathcal{F}}_J, \mathcal{Z}_J\right] = o(1)
\end{aligned}$$

where $\epsilon' > 0$ in the third line is defined by

$$\epsilon' = \inf_{J=1,2,\dots} \frac{J^{r/2} \log J}{K \log J + 1}.$$

Therefore, the inequality in the third line is straightforward from the definition of ϵ' . The asymptotic result in the last line is from Lemma A.3. Moreover, the variance of $\mathbb{1}\left[(K \log J + 1) \|\hat{\eta}_{\text{NT}} - \eta_{\text{NT}}^*\| > J^{-r/2} \log J\right]$ is bounded above by 2. Thus, by the law of large number, the second term in (45) is

$o_P(1)$.

$$\begin{aligned} & \frac{J}{Nm} \sum_{ji} \mathbb{1} \left[(K \log J + 1) \|\widehat{\eta}_{\text{NT}} - \eta_{\text{NT}}^*\| > J^{-r/2} \log J \right] \\ &= \frac{J}{mN} \sum_{ji} \mathbb{1} \left[(K \log J + 1) \|\widehat{\eta}_{\text{NT}} - \eta_{\text{NT}}^*\| > J^{-r/2} \log J \right] = O(1)(\mu + o_P(1)) = o_P(1). \end{aligned}$$

This concludes (45) is $o_P(1)$ and, as a result, the first term of (42) is $o_P(1)$ from (43).

To study the second term of (42), we use Lemma B.3 with $\mathcal{S}_j = \sum_{i=1}^{n_j} Y_{ji}^{(1)} \mathbb{1} \{ \widetilde{f}_{\text{NT}}(\mathbf{X}_{ji}; \theta_{\text{NT}}^*) \geq q_{\text{NT}}^* \}$, which leads

$$\frac{J}{Nm} \sum_{ji} Z_j Y_{ji}^{(1)} \mathbb{1} \{ \widetilde{f}_{\text{NT}}(\mathbf{X}_{ji}; \theta_{\text{NT}}^*) \geq q_{\text{NT}}^* \} \xrightarrow{P} \frac{1}{N} \sum_{ji} Y_{ji}^{(1)} \mathbb{1} \{ \widetilde{f}_{\text{NT}}(\mathbf{X}_{ji}; \theta_{\text{NT}}^*) \geq q_{\text{NT}}^* \}.$$

Combining the above results, we obtain that the in-probability limit of (42); i.e.,

$$\frac{J}{Nm} \sum_{ji} Z_j Y_{ji}^{(1)} \mathbb{1} \{ \widetilde{f}_{\text{NT}}(\mathbf{X}_{ji}; \widehat{\theta}_{\text{NT}}) \geq \widehat{q}_{\text{NT}} \} \xrightarrow{P} \frac{1}{N} \sum_{ji} Y_{ji}^{(1)} \mathbb{1} \{ \widetilde{f}_{\text{NT}}(\mathbf{X}_{ji}; \theta_{\text{NT}}^*) \geq q_{\text{NT}}^* \}, \quad (46)$$

or more formally,

$$\begin{aligned} \lim_{J \rightarrow \infty} P \left[\left| \frac{J}{Nm} \sum_{ji} Z_j Y_{ji}^{(1)} \mathbb{1} \{ \widetilde{f}_{\text{NT}}(\mathbf{X}_{ji}; \widehat{\theta}_{\text{NT}}) \geq \widehat{q}_{\text{NT}} \} \right. \right. \\ \left. \left. - \frac{1}{N} \sum_{ji} Y_{ji}^{(1)} \mathbb{1} \{ \widetilde{f}_{\text{NT}}(\mathbf{X}_{ji}; \theta_{\text{NT}}^*) \geq q_{\text{NT}}^* \} \right| > \epsilon \mid \widetilde{\mathcal{F}}_J, \mathcal{Z}_J \right] = 0. \end{aligned}$$

Similarly, the denominator of (41) satisfies

$$\frac{J}{Nm} \sum_{ji} Z_j \mathbb{1} \{ \widetilde{f}_{\text{NT}}(\mathbf{X}_{ji}; \widehat{\theta}_{\text{NT}}) \geq \widehat{q}_{\text{NT}} \} \xrightarrow{P} \frac{1}{N} \sum_{ji} \mathbb{1} \{ \widetilde{f}_{\text{NT}}(\mathbf{X}_{ji}; \theta_{\text{NT}}^*) \geq q_{\text{NT}}^* \}. \quad (47)$$

Therefore, from the continuous mapping theorem, (46), and (47), we find (41) converges to $S_{\widehat{C}, \text{NT}}^{(1)} / N_{\text{NT}}$.

$$\frac{\widehat{S}_{\widehat{C}, \text{NT}}^{(1)}}{\widehat{N}_{\text{NT}}} \xrightarrow{P} \frac{N_{\text{NT}} \sum_{ji} Y_{ji}^{(1)} \mathbb{1} \{ \widetilde{f}_{\text{NT}}(\mathbf{X}_{ji}; \theta_{\text{NT}}^*) \geq q_{\text{NT}}^* \}}{N \sum_{ji} \mathbb{1} \{ \widetilde{f}_{\text{NT}}(\mathbf{X}_{ji}; \theta_{\text{NT}}^*) \geq q_{\text{NT}}^* \}} = \frac{S_{\widehat{C}, \text{NT}}^{(1)}}{N}.$$

Similarly, we establish the consistency of other estimators as follows.

$$\frac{\widehat{S}_{\widetilde{C},t}^{(z)}}{\widehat{N}_t} \xrightarrow{P} \frac{N_t \sum_{ji} Y_{ji}^{(z)} \mathbb{1}\{\widetilde{f}_t(\mathbf{X}_{ji}; \theta_t^*) \geq q_t^*\}}{N \sum_{ji} \mathbb{1}\{\widetilde{f}_t(\mathbf{X}_{ji}; \theta_t^*) \geq q_t^*\}} = \frac{S_{\widetilde{C},t}^{(z)}}{N}. \quad (48)$$

The consistency of the classification error rate estimators are shown in a similar manner.

$$\begin{aligned} \frac{\widehat{R}_{\text{NT}}}{N} &\xrightarrow{P} \frac{N_{\text{NT}} \sum_{ji} (1 - \text{NT}_{ji}) \mathbb{1}\{\widetilde{f}_{\text{NT}}(\mathbf{X}_{ji}; \theta_{\text{NT}}^*) \geq q_{\text{NT}}^*\}}{N \sum_{ji} \mathbb{1}\{\widetilde{f}_{\text{NT}}(\mathbf{X}_{ji}; \theta_{\text{NT}}^*) \geq q_{\text{NT}}^*\}} = \frac{R_{\text{NT}}}{N}, \\ \frac{\widehat{R}_{\text{AT}}}{N} &\xrightarrow{P} \frac{N_{\text{AT}} \sum_{ji} (1 - \text{AT}_{ji}) \mathbb{1}\{\widetilde{f}_{\text{AT}}(\mathbf{X}_{ji}; \theta_{\text{AT}}^*) \geq q_{\text{AT}}^*\}}{N \sum_{ji} \mathbb{1}\{\widetilde{f}_{\text{AT}}(\mathbf{X}_{ji}; \theta_{\text{AT}}^*) \geq q_{\text{AT}}^*\}} = \frac{R_{\text{AT}}}{N}, \\ \frac{\widehat{R}_{\text{CO}}}{N} &\xrightarrow{P} \frac{N_{\text{CO}} \left[\sum_{ji} \text{NT}_{jI} \mathbb{1}\{\widetilde{f}_{\text{CO}}(\mathbf{X}_{ji}; \theta_{\text{CO}}^*) \geq q_{\text{CO}}^*\} + \sum_{ji} \text{AT}_{jI} \mathbb{1}\{\widetilde{f}_{\text{CO}}(\mathbf{X}_{ji}; \theta_{\text{CO}}^*) \geq q_{\text{CO}}^*\} \right]}{N \sum_{ji} \mathbb{1}\{\widetilde{f}_{\text{CO}}(\mathbf{X}_{ji}; \theta_{\text{CO}}^*) \geq q_{\text{CO}}^*\}} = \frac{R_{\text{CO}}}{N}. \end{aligned} \quad (49)$$

Next we consider the elastic program in (26). We only discuss the maximization of τ_{NT} to discuss the consistency of $\widehat{\text{UB}}_{\widetilde{C},\text{NT}}$, but the consistency of other bound estimators can be shown in a similar manner. Let ψ and ϑ_E be

$$\begin{aligned} \psi &= (N_{\text{NT}}, N_{\text{AT}}, N_{\text{CO}}, S^{(1)}, S^{(0)}, S_{\text{NT}}^{(1)}, S_{\text{AT}}^{(0)}, S_{C,\text{NT}}^{(1)}, S_{C,\text{AT}}^{(1)}, S_{C,\text{CO}}^{(1)}, S_{C,\text{NT}}^{(0)}, S_{C,\text{AT}}^{(0)}, S_{C,\text{CO}}^{(0)}, R_{\text{NT}}, R_{\text{AT}}, R_{\text{CO}})^\top \in \mathbb{R}^{16}, \\ \vartheta_E &= (\text{TP}_{\text{NT}}^{(0)}, \dots, \text{FN}_{\text{CO}}^{(1)}, s_1, \dots, s_{18}, a_1, \dots, a_{28}, b_1, \dots, b_{10})^\top \in \mathbb{R}^{74}. \end{aligned}$$

Here s_j s are non-negative slack variables that convert the inequality constraints to the equality constrains in (26), e.g., $S_{\text{NT}}^{(1)} + s_1 - S_{\text{NT}}^{(0)} - a_{11} = 0$. The objective function are written as linear combinations as

$$\frac{1}{N_{\text{NT}}} \left\{ \text{TP}_{\text{NT}}^{(1)} + \text{FN}_{\text{NT}}^{(1)} - \text{TP}_{\text{NT}}^{(0)} - \text{FN}_{\text{NT}}^{(0)} - M \sum_{\ell=1}^{28} a_\ell - M \sum_{\ell=1}^{10} b_\ell \right\} = \frac{\mathbf{c}_E^\top \vartheta_E}{N_{\text{NT}}}.$$

The linear constraints of the elastic programming is represented as $\mathfrak{A}_E \vartheta_E = \mathbf{b}$; here $\mathfrak{A}_E \in \mathbb{R}^{28 \times 74}$ and $\mathbf{b} \in \mathbb{R}^{28}$ where \mathfrak{A}_E is a full-rank constant matrix having $(0, \pm 1)$ and \mathbf{b} is a linear function of ψ , i.e., $\mathbf{b} = \mathfrak{D} \psi$ for some matrix $\mathfrak{D} \in \mathbb{R}^{28 \times 16}$. Let $\widehat{\psi} = (\widehat{N}_{\text{NT}}, \dots, \widehat{R}_{\text{CO}})^\top$. From (40), (48), and (49), we have $\widehat{\psi}/N \xrightarrow{P} \psi/N$.

Let $\text{POS}(\mathfrak{A}) = \{\mathfrak{A}\mathbf{x} \mid \mathbf{x} \geq 0\}$, $\text{HOM}(\mathfrak{A}) = \{\mathbf{x} \mid \mathfrak{A}\mathbf{x} = 0, \mathbf{x} \geq 0\}$, and $\text{HOM}(\mathfrak{A})^* = \{\mathbf{y} \mid \mathbf{y}^\top \mathbf{x} \leq 0, \forall \mathbf{x} \in \text{HOM}(\mathfrak{A})\}$. Then, we find $\mathbf{c}_E \in \text{HOM}(\mathfrak{A}_E)^*$. For any $\mathbf{x} \in \text{HOM}(\mathfrak{A}_E)$, we have $\text{TP}_{\text{NT}}^{(0)} + \text{FN}_{\text{NT}}^{(0)} = -a_3 + b_3$ and $\text{TP}_{\text{NT}}^{(1)} + \text{FN}_{\text{NT}}^{(1)} = -a_6 + b_6$. Thus, $\mathbf{c}_E^\top \mathbf{x} = (-M + 1)a_3 - a_6 - M \sum_{t \neq 3} a_t - b_3 + (-M + 1)b_6 -$

$M \sum_{t \neq 6} b_t$. Since M is sufficiently large, we find $\mathbf{c}_E^\top \mathbf{x} \leq 0$, which implies $\mathbf{c}_E \in \text{HOM}(\mathfrak{A}_E)^*$.

Combining the aforementioned results, Theorem 4 and 5 of [Ward and Wendell \(1990\)](#) can be applied. Let $\phi_E(\mathbf{b})$ be the maximum of $\mathbf{c}_E^\top \vartheta_E$ subject to $\mathfrak{A}_E \vartheta_E = \mathbf{b}$ and $\vartheta_E \geq 0$. $\phi_E(\mathbf{b})$ is a piecewise linear, continuous, and concave function in $\mathbf{b} \in \text{POS}(\mathfrak{A}_E) = \{\mathfrak{A}_E \mathbf{x} \mid \mathbf{x} \geq 0\}$. Moreover, $\text{POS}(\mathfrak{A}_E)$ is partitioned into closed polyhedral cones $\{\mathcal{B}_1, \dots, \mathcal{B}_K\}$ of which boundaries overlap but interiors do not overlap. For $\mathbf{b} \in \mathcal{B}_k$, ϕ_E is a linear function in \mathbf{b} as $\phi_E(\mathbf{b}) = \mathbf{c}_{E,k}^\top B_{E,k}^{-1} \mathbf{b}$ for some I_k where $I_k = \{i_1, \dots, i_{28} \mid i_j \in \{1, \dots, 74\}\}$ is a collection of indices that takes linearly independent 28 columns of \mathfrak{A}_E , $B_{E,k} \in \mathbb{R}^{28 \times 28}$ is a submatrix of \mathfrak{A}_E of which 28 columns are chosen from I_k , and $\mathbf{c}_{E,k} \in \mathbb{R}^{28}$ is a subvector of \mathbf{c}_E chosen from I_k ; see [Ward and Wendell \(1990\)](#) for details. This implies

$$\begin{aligned} \max \quad & \mathbf{c}_E^\top \vartheta_E / N_{\text{NT}} \\ \text{subject to} \quad & \mathfrak{A}_E \vartheta_E = \mathbf{b}, \vartheta_E \geq 0 \end{aligned} = \frac{\phi_E(\mathbf{b})}{N_{\text{NT}}} = \frac{\phi_E(\mathbf{b})/N}{N_{\text{NT}}/N} = \frac{\phi_E(\mathbf{b}/N)}{N_{\text{NT}}/N} = \frac{\phi_E(\mathfrak{D}\psi/N)}{N_{\text{NT}}/N}. \quad (50)$$

The third equality holds from piecewise linear form of ϕ_E .

Next we consider the original linear program where $\mathfrak{A}_O \in \mathbb{R}^{28 \times 36}$, $\vartheta_O \in \mathbb{R}^{36}$, $\mathbf{c}_O \in \mathbb{R}^{36}$, $\mathbf{c}_{O,k} \in \mathbb{R}^{28}$, $B_{O,k} \in \mathbb{R}^{28, 28}$, and ϕ_O are similarly defined without elastic variables a and bs . We also find

$$\begin{aligned} \max \quad & \mathbf{c}_O^\top \vartheta_O / N_{\text{NT}} \\ \text{subject to} \quad & \mathfrak{A}_O \vartheta_O = \mathbf{b}, \vartheta_O \geq 0 \end{aligned} = \frac{\phi_O(\mathbf{b})}{N_{\text{NT}}} = \frac{\phi_O(\mathbf{b})/N}{N_{\text{NT}}/N} = \frac{\phi_O(\mathbf{b}/N)}{N_{\text{NT}}/N} = \frac{\phi_O(\mathfrak{D}\psi/N)}{N_{\text{NT}}/N}. \quad (51)$$

At true ψ and \mathbf{b} , we find the solutions to (50) and (51) are the same because the original linear program (51) is feasible and a_ℓ and $b_{\ell s}$ are zero in the elastic program in (50). Therefore, this implies $\phi_E(\mathbf{b}) = \phi_O(\mathbf{b})$ for \mathbf{b} that makes the original linear program feasible. If \mathbf{b} makes the original linear program infeasible, I_k includes a subset of $\{37, \dots, 74\}$, the indices corresponding to $\{a_1, \dots, b_{10}\}$.

Let $\widehat{\vartheta}_E$ be the solution vector that solves the elastic program using $\widehat{\mathbf{b}}$, i.e.,

$$\mathbf{c}_E^\top \widehat{\vartheta}_E = \max_{\vartheta_E} \mathbf{c}_E^\top \vartheta_E \text{ subject to } \mathfrak{A}_E \vartheta_E = \widehat{\mathbf{b}}, \vartheta_E \geq 0.$$

Then we find $\phi_E(\widehat{\mathbf{b}}) = \mathbf{c}_E^\top \widehat{\boldsymbol{\theta}}_E$. The approximated upper bound for τ_{NT} is defined as

$$\widehat{\text{UB}}_{\widetilde{C},\text{NT}} = \frac{1}{\widehat{N}_{\text{NT}}} \left(\mathbf{c}_E^\top \widehat{\boldsymbol{\theta}}_E - M \sum_{\ell=1}^{28} \widehat{a}_\ell - M \sum_{\ell=1}^{10} \widehat{b}_\ell \right) = \frac{1}{\widehat{N}_{\text{NT}}} \left(\mathbf{c}_{E,k}^\top B_{E,k}^{-1} \widehat{\mathbf{b}} - \mathbf{m}_{E,k}^\top B_{E,k}^{-1} \widehat{\mathbf{b}} \right) \text{ for } \mathbf{b} \in \mathcal{B}_k .$$

Here $\mathbf{m}_{E,k} \in \mathbb{R}^{28}$ is defined as follows.

$$\mathbf{m}_{E,k,j} = \begin{cases} M \mathbf{c}_{E,k,j} & \text{if } j \text{ is associated with elastic variables} \\ 0 & \text{otherwise} \end{cases} .$$

If \widehat{a}_ℓ and/or \widehat{b}_ℓ is zero, $\mathbf{m}_{E,k}^\top = 0$ because all components of $\mathbf{c}_{E,k}$ are not associated with elastic variables. Let $\nu(\mathbf{b}) : \text{POS}(\mathfrak{A}_E) \rightarrow \mathbb{R}$ be the function that satisfies $\nu(\mathbf{b}) = \mathbf{m}_{E,k}^\top B_{E,k}^{-1} \mathbf{b}$ for $\mathbf{b} \in \mathcal{B}_k$. Due to the construction, $\nu(\mathbf{b})$ is piecewise linear in \mathbf{b} . Moreover, since \mathcal{B}_k s are closed sets and $\nu(\mathbf{b})$ is linear in \mathbf{b} over \mathcal{B}_k , $\nu(\mathbf{b})$ is continuous in \mathbf{b} over $\text{POS}(\mathfrak{A}_E) = \bigcup_{k=1}^K \mathcal{B}_k$. For \mathbf{b} that makes the original linear program (51) feasible, we find $\mathbf{m}_{E,k} = 0$, i.e., $\nu(\mathbf{b}) = 0$.

Combining the above result, we find $\widehat{\text{UB}}_{\widetilde{C},\text{NT}} = \{\phi_E(\widehat{\mathbf{b}}) - \nu(\widehat{\mathbf{b}})\}/\widehat{N}_{\text{NT}}$. From the continuous mapping theorem we find

$$\begin{aligned} \widehat{\text{UB}}_{\widetilde{C},\text{NT}} &= \frac{\phi_E(\widehat{\mathbf{b}}) - \nu(\widehat{\mathbf{b}})}{\widehat{N}_{\text{NT}}} = \frac{\phi_E(\mathfrak{D}\widehat{\boldsymbol{\psi}}/N) - \nu(\mathfrak{D}\widehat{\boldsymbol{\psi}}/N)}{\widehat{N}_{\text{NT}}/N} \\ &\xrightarrow{P} \frac{\phi_E(\mathfrak{D}\boldsymbol{\psi}/N) - \nu(\mathfrak{D}\boldsymbol{\psi}/N)}{\widehat{N}_{\text{NT}}/N} = \frac{\phi_O(\mathfrak{D}\boldsymbol{\psi}/N)}{N_{\text{NT}}/N} = \text{UB}_{\widetilde{C},\text{NT}} . \end{aligned}$$

The first equality holds from piecewise linear form of ϕ_E and ν . The last equality holds because $\mathfrak{D}\boldsymbol{\psi}$ belongs to a feasible region of the original linear program (51). This concludes the proof.

C.4 Proof of Theorem A.2

Using Lemma B.3, we only prove the consistency of $[\widehat{\text{LB}}_{W,\text{NT}}, \widehat{\text{UB}}_{W,\text{NT}}]$ but the consistency of $[\widehat{\text{LB}}_{W,\text{AT}}, \widehat{\text{UB}}_{W,\text{AT}}]$ and $[\widehat{\text{LB}}_{W,\text{CO}}, \widehat{\text{UB}}_{W,\text{CO}}]$ can be similarly shown.

By taking $S_{ji} = 1$, $S_{ji} = \text{NT}_{ji}$, $S_{ji} = \text{AT}_{ji}$, $S_{ji} = Y_{ji}^{(z)}$, $S_{ji} = Y_{ji}^{(1)} \text{NT}_{ji}$, and , $S_{ji} = Y_{ji}^{(0)} \text{AT}_{ji}$,

we find

$$\begin{aligned}
& \frac{J}{Nm} \sum_{ji} \mathbb{1}(Z_j = 1) \mathbb{1}(\mathbf{W}_{ji} = \mathbf{w}) \xrightarrow{P} \frac{N(\mathbf{w})}{N}, \\
& \frac{J}{Nm} \sum_{ji} \mathbb{1}(Z_j = 1) \text{NT}_{ji} \mathbb{1}(\mathbf{W}_{ji} = \mathbf{w}) \xrightarrow{P} \frac{N_{\text{NT}}(\mathbf{w})}{N}, \quad \frac{J}{N(J-m)} \sum_{ji} \mathbb{1}(Z_j = 0) \text{AT}_{ji} \mathbb{1}(\mathbf{W}_{ji} = \mathbf{w}) \xrightarrow{P} \frac{N_{\text{AT}}(\mathbf{w})}{N}, \\
& \frac{J}{Nm} \sum_{ji} \mathbb{1}(Z_j = 1) Y_{ji}^{(1)} \mathbb{1}(\mathbf{W}_{ji} = \mathbf{w}) \xrightarrow{P} \frac{S^{(1)}(\mathbf{w})}{N}, \quad \frac{J}{N(J-m)} \sum_{ji} \mathbb{1}(Z_j = 0) Y_{ji}^{(0)} \mathbb{1}(\mathbf{W}_{ji} = \mathbf{w}) \xrightarrow{P} \frac{S^{(0)}(\mathbf{w})}{N}, \\
& \frac{J}{Nm} \sum_{ji} \mathbb{1}(Z_j = 1) Y_{ji}^{(1)} \text{NT}_{ji} \mathbb{1}(\mathbf{W}_{ji} = \mathbf{w}) \xrightarrow{P} \frac{S_{\text{NT}}^{(1)}(\mathbf{w})}{N}, \\
& \frac{J}{N(J-m)} \sum_{ji} \mathbb{1}(Z_j = 0) Y_{ji}^{(0)} \text{AT}_{ji} \mathbb{1}(\mathbf{W}_{ji} = \mathbf{w}) \xrightarrow{P} \frac{S_{\text{AT}}^{(0)}(\mathbf{w})}{N}.
\end{aligned}$$

Using the above result, we find $\widehat{N}_t(\mathbf{w})/N(\mathbf{w})$ are consistent.

$$\begin{aligned}
\frac{\widehat{N}_{\text{NT}}(\mathbf{w})}{N(\mathbf{w})} &= \frac{\frac{J}{Nm} \sum_{ji} \mathbb{1}(Z_j = 1) \text{NT}_{ji} \mathbb{1}(\mathbf{W}_{ji} = \mathbf{w})}{\frac{J}{Nm} \sum_{ji} \mathbb{1}(Z_j = 1) \mathbb{1}(\mathbf{W}_{ji} = \mathbf{w})} \xrightarrow{P} \frac{N_{\text{NT}}(\mathbf{w})}{N(\mathbf{w})}, \\
\frac{\widehat{N}_{\text{AT}}(\mathbf{w})}{N(\mathbf{w})} &= \frac{\frac{J}{N(J-m)} \sum_{ji} \mathbb{1}(Z_j = 0) \text{AT}_{ji} \mathbb{1}(\mathbf{W}_{ji} = \mathbf{w})}{\frac{J}{N(J-m)} \sum_{ji} \mathbb{1}(Z_j = 0) \mathbb{1}(\mathbf{W}_{ji} = \mathbf{w})} \xrightarrow{P} \frac{N_{\text{AT}}(\mathbf{w})}{N(\mathbf{w})}, \\
\frac{\widehat{N}_{\text{CO}}(\mathbf{w})}{N(\mathbf{w})} &= 1 - \frac{\widehat{N}_{\text{NT}}(\mathbf{w})}{N(\mathbf{w})} - \frac{\widehat{N}_{\text{AT}}(\mathbf{w})}{N(\mathbf{w})} \xrightarrow{P} 1 - \frac{N_{\text{NT}}(\mathbf{w})}{N(\mathbf{w})} - \frac{N_{\text{AT}}(\mathbf{w})}{N(\mathbf{w})} = \frac{N_{\text{CO}}(\mathbf{w})}{N(\mathbf{w})}
\end{aligned}$$

Similarly, we find $S^{(z)}(\mathbf{w})/N(\mathbf{w})$, $S_{\text{NT}}^{(1)}(\mathbf{w})/N(\mathbf{w})$, and $S_{\text{AT}}^{(0)}(\mathbf{w})/N(\mathbf{w})$ are consistent.

$$\begin{aligned}
\frac{\widehat{S}^{(1)}(\mathbf{w})}{N(\mathbf{w})} &= \frac{\frac{J}{Nm} \sum_{ji} \mathbb{1}(Z_j = 1) Y_{ji} \mathbb{1}(\mathbf{W}_{ji} = \mathbf{w})}{\frac{J}{Nm} \sum_{ji} \mathbb{1}(Z_j = 1) \mathbb{1}(\mathbf{W}_{ji} = \mathbf{w})} \xrightarrow{P} \frac{S^{(1)}(\mathbf{w})}{N(\mathbf{w})}, \\
\frac{\widehat{S}^{(0)}(\mathbf{w})}{N(\mathbf{w})} &= \frac{\frac{J}{N(J-m)} \sum_{ji} \mathbb{1}(Z_j = 0) Y_{ji} \mathbb{1}(\mathbf{W}_{ji} = \mathbf{w})}{\frac{J}{N(J-m)} \sum_{ji} \mathbb{1}(Z_j = 0) \mathbb{1}(\mathbf{W}_{ji} = \mathbf{w})} \xrightarrow{P} \frac{S^{(0)}(\mathbf{w})}{N(\mathbf{w})}, \\
\frac{\widehat{S}_{\text{NT}}^{(1)}(\mathbf{w})}{N(\mathbf{w})} &= \frac{\frac{J}{Nm} \sum_{ji} \mathbb{1}(Z_j = 1) Y_{ji} \text{NT}_{ji} \mathbb{1}(\mathbf{W}_{ji} = \mathbf{w})}{\frac{J}{Nm} \sum_{ji} \mathbb{1}(Z_j = 1) \mathbb{1}(\mathbf{W}_{ji} = \mathbf{w})} \xrightarrow{P} \frac{S_{\text{NT}}^{(1)}(\mathbf{w})}{N(\mathbf{w})}, \\
\frac{\widehat{S}_{\text{AT}}^{(0)}(\mathbf{w})}{N(\mathbf{w})} &= \frac{\frac{J}{N(J-m)} \sum_{ji} \mathbb{1}(Z_j = 0) Y_{ji} \text{AT}_{ji} \mathbb{1}(\mathbf{W}_{ji} = \mathbf{w})}{\frac{J}{N(J-m)} \sum_{ji} \mathbb{1}(Z_j = 0) \mathbb{1}(\mathbf{W}_{ji} = \mathbf{w})} \xrightarrow{P} \frac{S_{\text{AT}}^{(0)}(\mathbf{w})}{N(\mathbf{w})}.
\end{aligned}$$

Therefore, from the continuous mapping theorem, we find the estimators in (30) are consistent and, as a consequence, the plug-in estimators $\widehat{\text{LB}}_{W,t}$ and $\widehat{\text{UB}}_{W,t}$ are consistent for $\text{LB}_{W,t}$ and $\text{UB}_{W,t}$, respectively.

D Proof of Lemmas in the Supplementary Material

D.1 Proof of Lemma A.1

Let $F_1 = \{ji \mid \tilde{f}_{\text{NT}}(\mathbf{X}_{ji}; \theta_{\text{NT}}^*) \geq \tilde{f}_{(N_{\text{nNT}}+1)}\}$ and $F_2 = \{ji \mid \tilde{f}_{\text{NT}}(\mathbf{X}_{ji}; \theta_{\text{NT}}^*) \leq f_{(N_{\text{nNT}})}\}$. Let $H(q_{\text{NT}}) = \sum_{ji} \mathcal{I}_{c,h}(\tilde{f}_{\text{NT}}(\mathbf{X}_{ji}; \theta_{\text{NT}}^*) - q_{\text{NT}})$. Note that $H(q_{\text{NT}})$ is continuous and strictly decreasing function in q_{NT} over \mathbb{R} .

First, we study the value $H(\tilde{f}_{(N_{\text{nNT}})})$. We find that the summand of $H(\tilde{f}_{(N_{\text{nNT}})})$ for individual ji in F_1 is

$$\begin{aligned} \mathcal{I}_{c,h}(\tilde{f}_{\text{NT}}(\mathbf{X}_{ji}; \theta_{\text{NT}}^*) - \tilde{f}_{(N_{\text{nNT}})}) &\geq \mathcal{I}_{c,h}(\tilde{f}_{(N_{\text{nNT}}+1)} - \tilde{f}_{(N_{\text{nNT}})}) \\ &= 1 - c \cdot \exp \left[-\frac{1-2c}{2ch} \left\{ \tilde{f}_{(N_{\text{nNT}}+1)} - \tilde{f}_{(N_{\text{nNT}})} - h \right\} \right]. \end{aligned}$$

The inequality is from the monotonicity of $\mathcal{I}_{c,h}$. The equality is from the definition of $\mathcal{I}_{c,h}$ and $\tilde{f}_{(N_{\text{nNT}}+1)} - \tilde{f}_{(N_{\text{nNT}})} - h \geq 2h - h = h$.

We find that the summand of $H(\tilde{f}_{(N_{\text{nNT}})})$ for individual ji in F_2 is

$$\begin{aligned} \mathcal{I}_{c,h}(\tilde{f}_{\text{NT}}(\mathbf{X}_{ji}; \theta_{\text{NT}}^*) - \tilde{f}_{(N_{\text{nNT}})}) &\geq \mathcal{I}_{c,h}(-h) \mathbb{1}\{\tilde{f}_{\text{NT}}(\mathbf{X}_{ji}; \theta_{\text{NT}}^*) = \tilde{f}_{(N_{\text{nNT}})}\} + 0 \cdot \mathbb{1}\{\tilde{f}_{\text{NT}}(\mathbf{X}_{ji}; \theta_{\text{NT}}^*) < \tilde{f}_{(N_{\text{nNT}})}\} \\ &= c \cdot \mathbb{1}\{\tilde{f}_{\text{NT}}(\mathbf{X}_{ji}; \theta_{\text{NT}}^*) = \tilde{f}_{(N_{\text{nNT}})}\}. \end{aligned}$$

The inequality in the first line is from the positivity of $\mathcal{I}_{c,h}$. The inequality in the second line is from $\mathcal{I}_{c,h}(-h) = c$.

Combining the above results, we can derive a lower bound of $H(\tilde{f}_{(N_{\text{nNT}})})$ as follows.

$$\begin{aligned} H(\tilde{f}_{(N_{\text{nNT}})}) &= \sum_{ji \in F_1} \mathcal{I}_{c,h}(\tilde{f}_{\text{NT}}(\mathbf{X}_{ji}; \theta_{\text{NT}}^*) - \tilde{f}_{(N_{\text{nNT}})}) + \sum_{ji \in F_2} \mathcal{I}_{c,h}(\tilde{f}_{\text{NT}}(\mathbf{X}_{ji}; \theta_{\text{NT}}^*) - \tilde{f}_{(N_{\text{nNT}})}) \\ &\geq \sum_{ji \in F_1} \left[1 - c \cdot \exp \left[-\frac{1-2c}{2ch} \left\{ \tilde{f}_{(N_{\text{nNT}}+1)} - \tilde{f}_{(N_{\text{nNT}})} - h \right\} \right] \right] + \sum_{ji \in F_2} c \cdot \mathbb{1}\{\tilde{f}_{\text{NT}}(\mathbf{X}_{ji}; \theta_{\text{NT}}^*) = \tilde{f}_{(N_{\text{nNT}})}\} \\ &= N_{\text{NT}} - cN_{\text{NT}} \exp \left[-\frac{1-2c}{2ch} \left\{ \tilde{f}_{(N_{\text{nNT}}+1)} - \tilde{f}_{(N_{\text{nNT}})} - h \right\} \right] + c. \end{aligned}$$

The equality in the first line is straightforward from the definition of F_1 and F_2 . The inequality in the second line is from the above results. The equality in the last line is from $|F_1| = N_{\text{NT}}$ and

the uniqueness of the randomized learner $\tilde{f}_{\text{NT}}(\mathbf{X}_{ji}; \theta_{\text{NT}}^*)$. Subtracting N_{NT} both hand sides, we find that

$$H(\tilde{f}_{(N_{\text{nNT}})}) - N_{\text{NT}} \geq c \left[1 - N_{\text{NT}} \exp \left[- \frac{1 - 2c}{2ch} \left\{ \tilde{f}_{(N_{\text{nNT}+1})} - \tilde{f}_{(N_{\text{nNT}})} - h \right\} \right] \right] > 0. \quad (52)$$

The second inequality is from the specific choice of c and h .

Next we study the value $H(\tilde{f}_{(N_{\text{nNT}+1})})$. We find that the summand of $H(\tilde{f}_{(N_{\text{nNT}+1})})$ for individual ji in F_1 becomes

$$\begin{aligned} \mathcal{I}_{c,h}(\tilde{f}_{\text{NT}}(\mathbf{X}_{ji}; \theta_{\text{NT}}^*) - \tilde{f}_{(N_{\text{nNT}+1})}) &\leq \mathcal{I}_{c,h}(h) \cdot \mathbb{1}\{\tilde{f}_{\text{NT}}(\mathbf{X}_{ji}; \theta_{\text{NT}}^*) = \tilde{f}_{(N_{\text{nNT}+1})}\} + 1 \cdot \mathbb{1}\{\tilde{f}_{\text{NT}}(\mathbf{X}_{ji}; \theta_{\text{NT}}^*) > \tilde{f}_{(N_{\text{nNT}+1})}\} \\ &= (1 - c) \cdot \mathbb{1}\{\tilde{f}_{\text{NT}}(\mathbf{X}_{ji}; \theta_{\text{NT}}^*) = \tilde{f}_{(N_{\text{nNT}+1})}\} + 1 \cdot \mathbb{1}\{\tilde{f}_{\text{NT}}(\mathbf{X}_{ji}; \theta_{\text{NT}}^*) > \tilde{f}_{(N_{\text{nNT}+1})}\} \\ &= \mathbb{1}\{\tilde{f}_{\text{NT}}(\mathbf{X}_{ji}; \theta_{\text{NT}}^*) \geq \tilde{f}_{(N_{\text{nNT}+1})}\} - c \cdot \mathbb{1}\{\tilde{f}_{\text{NT}}(\mathbf{X}_{ji}; \theta_{\text{NT}}^*) = \tilde{f}_{(N_{\text{nNT}+1})}\}. \end{aligned}$$

The inequality in the first line is from $\mathcal{I}_{c,h}(t) \leq 1$ for all $t \in \mathbb{R}$. The inequality in the second line is from $\mathcal{I}_{c,h}(h) = (1 - c)$. The equality in the third line is trivial.

We find that the summand of $H(\tilde{f}_{(N_{\text{nNT}+1})})$ for individual ji in F_2 becomes

$$\mathcal{I}_{c,h}(\tilde{f}_{\text{NT}}(\mathbf{X}_{ji}; \theta_{\text{NT}}^*) - \tilde{f}_{(N_{\text{nNT}+1})}) \leq \mathcal{I}_{c,h}(\tilde{f}_{(N_{\text{nNT}})} - \tilde{f}_{(N_{\text{nNT}+1})}) = c \cdot \exp \left[\frac{1 - 2c}{2ch} \left\{ \tilde{f}_{(N_{\text{nNT}})} - \tilde{f}_{(N_{\text{nNT}+1})} + h \right\} \right].$$

The inequality in the second line is from the monotonicity of $\mathcal{I}_{c,h}$. The equality in the last line is from the definition of $\mathcal{I}_{c,h}$ and $\tilde{f}_{(N_{\text{nNT}})} - \tilde{f}_{(N_{\text{nNT}+1})} + h \leq -2h + h = -h$.

Therefore, $H(\tilde{f}_{(N_{\text{nNT}+1})})$ is upper bounded as follows.

$$\begin{aligned} H(\tilde{f}_{(N_{\text{nNT}+1})}) &\leq \sum_{ji \in F_1} \left[\mathbb{1}\{\tilde{f}_{\text{NT}}(\mathbf{X}_{ji}; \theta_{\text{NT}}^*) \geq \tilde{f}_{(N_{\text{nNT}+1})}\} - c \cdot \mathbb{1}\{\tilde{f}_{\text{NT}}(\mathbf{X}_{ji}; \theta_{\text{NT}}^*) = \tilde{f}_{(N_{\text{nNT}+1})}\} \right] \\ &\quad + c \cdot \sum_{ji \in F_2} \exp \left[\frac{1 - 2c}{2ch} \left\{ \tilde{f}_{(N_{\text{nNT}})} - \tilde{f}_{(N_{\text{nNT}+1})} + h \right\} \right] \\ &= N_{\text{NT}} - c + cN_{\text{nNT}} \exp \left[\frac{1 - 2c}{2ch} \left\{ \tilde{f}_{(N_{\text{nNT}})} - \tilde{f}_{(N_{\text{nNT}+1})} + h \right\} \right]. \end{aligned}$$

The equality in the first line is straightforward from the definition of F_1 and F_2 . The inequality in the second line is from the above results. The equality in the last line is from $|F_1| = N_{\text{NT}}$,

$|F_2| = N_{\text{nNT}} = N - N_{\text{NT}}$, and the uniqueness of the noise-added proxy $\tilde{f}_{\text{NT}}(\mathbf{X}_{ji}; \theta_{\text{NT}}^*)$. Subtracting N_{NT} both hand sides, we find that

$$H(\tilde{f}_{(N_{\text{nNT}}+1)}) - N_{\text{NT}} \leq -c \left[1 - N_{\text{nNT}} \exp \left[\frac{1-2c}{2ch} \left\{ \tilde{f}_{(N_{\text{nNT}})} - \tilde{f}_{(N_{\text{nNT}}+1)} + h \right\} \right] \right] < 0. \quad (53)$$

The second inequality is from the specific choice of c and h .

Since $H(q_{\text{NT}})$ is continuous and strictly decreasing on \mathbb{R} , (52) and (53) imply that the unique solution to $H(q_{\text{NT}}) - N_{\text{NT}}$ exists on the interval $(\tilde{f}_{(N_{\text{nNT}})}, \tilde{f}_{(N_{\text{nNT}}+1)})$. This concludes the proof.

D.2 Proof of Lemma A.2

Conditions (GC1) and (GC2) are exactly the same as condition (i) and (ii) of Assumption A.2. Therefore, it is sufficient to show that conditions (GC3)-(GC8) hold which are given in the following Section D.2.1-D.2.8.

D.2.1 Proof of Condition (GC3)

Under (Linear), we find

$$\sum_{ji} \nabla_{\theta}^2 L(t_{ji}, f_t(\mathbf{X}_{ji}; \theta_t)) = \sum_{ji} \mathbf{X}_{ji} \mathbf{X}_{ji}^{\top} = \frac{N}{J} \mathcal{M}(\boldsymbol{\mathcal{X}})$$

which is invertible. Under (Logistic), we find

$$\sum_{ji} \nabla_{\theta}^2 L(t_{ji}, f_{\text{NT}}(\mathbf{X}_{ji}; \theta_t)) = \sum_{ji} \frac{1 + \exp(\mathbf{X}_{ji}^{\top} \theta_t)}{\{1 + \exp(\mathbf{X}_{ji}^{\top} \theta_t)\}^2} (\mathbf{X}_{ji} \mathbf{X}_{ji}^{\top}) + N \lambda I_p$$

which is also invertible so long as $\lambda > 0$.

D.2.2 Proof of Condition (GC4)

We have upper bounds for $\|\psi_{t,j}(\eta)\|^2$ under (Linear)

$$\begin{aligned} \|\psi_{t,j}(\eta)\|^2 &= \left\| \sum_{i=1}^{n_j} \left\{ (\mathbf{X}_{ji}^{\top} \theta_t - t_{ji}) \mathbf{X}_{ji} \right\} \right\|^2 + \left[\sum_{i=1}^{n_j} \left\{ t_{ji} - \mathcal{I}_{c,h}(\tilde{f}_t(\mathbf{X}_{ji}; \theta_t) - q_t) \right\} \right]^2 \\ &\leq M^2 \left\{ (K \log J)^2 \|\theta_t\| + (K \log J) \right\}^2 + (2M)^2. \end{aligned}$$

Note that $\|\mathbf{X}_{ji}\| \leq K \log J$ for some constant K from Assumption A.2. Similarly, we establish the following result under (Logistic).

$$\begin{aligned} \|\psi_{t,j}(\eta)\|^2 &= \left\| \sum_{i=1}^{n_j} \left[\{1 + \exp(-\mathbf{X}_{ji}^\top \theta_t)\}^{-1} - t_{ji} \right] \mathbf{X}_{ji} + \lambda \theta_t \right\|^2 + \left[\sum_{i=1}^{n_j} \left\{ \text{NT}_{ji} - \mathcal{I}_{c,h}(\tilde{f}_t(\mathbf{X}_{ji}; \theta_t) - q_t) \right\} \right]^2 \\ &\leq M^2 \left\{ 2(K \log J) + \lambda \|\theta_t\| \right\}^2 + (2M)^2 . \end{aligned}$$

This implies that $\|\psi_{t,j}(\eta_k)\|/(\log J)^2 < \infty$ for all $j = 1, \dots, J$ for both (Linear) and (Logistic), i.e., the first result of (GC4) hold with $v_1 = 2$.

Next we find the second result holds for $t \in \{\text{NT}, \text{AT}\}$ under (Linear) as follows.

$$\|f_t(\mathbf{X}_{ji}; \theta_1) - f_t(\mathbf{X}_{ji}; \theta_2)\| = \|\mathbf{X}_{ji}(\theta_1 - \theta_2)\| \leq \|\mathbf{X}_{ji}\| \|\theta_1 - \theta_2\| \leq K \log J \|\theta_1 - \theta_2\| . \quad (54)$$

We also find the second result holds for $t \in \{\text{NT}, \text{AT}\}$ under (Logistic) as follows.

$$\begin{aligned} \|f_t(\mathbf{X}_{ji}; \theta_1) - f_t(\mathbf{X}_{ji}; \theta_2)\| &= \left\| \frac{\exp(\mathbf{X}_{ji}^\top \theta_1)}{1 + \exp(\mathbf{X}_{ji}^\top \theta_1)} - \frac{\exp(\mathbf{X}_{ji}^\top \theta_2)}{1 + \exp(\mathbf{X}_{ji}^\top \theta_2)} \right\| \\ &\leq \frac{\exp\{|\mathbf{X}_{ji}^\top(\theta_1 - \theta_2)|/2\} - 1}{\exp\{|\mathbf{X}_{ji}^\top(\theta_1 - \theta_2)|/2\} + 1} \\ &\leq \frac{\exp\{K \log J \|\theta_1 - \theta_2\|/2\} - 1}{\exp\{K \log J \|\theta_1 - \theta_2\|/2\} + 1} \\ &\leq K \log J \|\theta_1 - \theta_2\| . \end{aligned} \quad (55)$$

The first equality is from the definition of $f_t(\mathbf{X}_{ji}; \theta_t)$. The inequality in the second line is from observing the following inequality for all $x \in \mathbb{R}$ and $t > 0$.

$$\frac{\exp(x+t)}{1 + \exp(x+t)} - \frac{\exp(x)}{1 + \exp(x)} \leq \frac{\exp(t/2)}{1 + \exp(t/2)} - \frac{\exp(-t/2)}{1 + \exp(-t/2)} = \frac{\exp(t/2) - 1}{\exp(t/2) + 1} .$$

The inequality in the third line is from observing that $\{\exp(t/2) - 1\}/\{\exp(t/2) + 1\}$ is increasing in t and (54). The inequality in the fourth line is from $\{\exp(t/2) - 1\}/\{\exp(t/2) + 1\} \leq t$ for $t > 0$.

For $t = \text{CO}$ and under [\(Linear\)](#), we find

$$\begin{aligned}
& \|f_{\text{CO}}(\mathbf{X}_{ji}; \theta_1) - f_{\text{CO}}(\mathbf{X}_{ji}; \theta_2)\| \\
&= \left\| -w_{\text{NT},1} \mathbf{X}_{ji}^\top \theta_{\text{NT},1} - w_{\text{AT},1} \mathbf{X}_{ji}^\top \theta_{\text{AT},1} + w_{\text{NT},2} \mathbf{X}_{ji}^\top \theta_{\text{NT},2} + w_{\text{AT},2} \mathbf{X}_{ji}^\top \theta_{\text{AT},2} \right\| \\
&= \frac{1}{2} \left\| \sum_{t \in \{\text{NT}, \text{AT}\}} \left\{ (w_{t,2} - w_{t,1}) \mathbf{X}_{ji}^\top (\theta_{t,1} + \theta_{t,2}) + (w_{t,2} + w_{t,1}) \mathbf{X}_{ji}^\top (\theta_{t,1} - \theta_{t,2}) \right\} \right\| \\
&\leq \frac{1}{2} \sum_{t \in \{\text{NT}, \text{AT}\}} \left\{ \|w_{t,2} - w_{t,1}\| \|\mathbf{X}_{ji}\| \|\theta_{t,1} + \theta_{t,2}\| + \|w_{t,2} + w_{t,1}\| \|\mathbf{X}_{ji}\| \|\theta_{t,1} - \theta_{t,2}\| \right\} \\
&\leq 2D \|\theta_1 - \theta_2\| \|\mathbf{X}_{ji}\| \quad \Leftarrow \quad D := \max_{\theta_{\text{CO}} \in \mathcal{E}_\theta} \|\theta_{\text{CO}}\| \\
&\leq 2DK \log J \|\theta_1 - \theta_2\|.
\end{aligned}$$

Since \mathcal{E}_θ is compact, D is finite.

Lastly, we study the case under $t = \text{CO}$ and [\(Logistic\)](#). Let $L_1 = -w_{\text{NT},1} \mathbf{X}_{ji}^\top \theta_{\text{NT},1} - w_{\text{AT},1} \mathbf{X}_{ji}^\top \theta_{\text{AT},1}$ and $L_2 = -w_{\text{NT},2} \mathbf{X}_{ji}^\top \theta_{\text{NT},2} - w_{\text{AT},2} \mathbf{X}_{ji}^\top \theta_{\text{AT},2}$. Then, we find the result below by following the same procedure in [\(55\)](#).

$$\begin{aligned}
\|f_{\text{CO}}(\mathbf{X}_{ji}; \theta_1) - f_{\text{CO}}(\mathbf{X}_{ji}; \theta_2)\| &= \left\| \frac{\exp(L_1)}{1 + \exp(L_1)} - \frac{\exp(L_2)}{1 + \exp(L_2)} \right\| \\
&\leq \frac{\exp\{\|L_1 - L_2\|/2\} - 1}{\exp\{\|L_1 - L_2\|/2\} + 1} \leq \|L_1 - L_2\| \leq 2DK \log J \|\theta_1 - \theta_2\|.
\end{aligned}$$

This concluded the proof.

D.2.3 Proof of Condition (GC5) under (Linear)

If $\bar{\eta}_{t,J} = 0$, condition [\(GC5\)](#) trivially holds. Therefore, we consider non-zero $\bar{\eta}_{t,J}$.

We split the cases where $\bar{\eta}_{t,J} \in \mathcal{E}'$ and $\bar{\eta}_{t,J} \in \mathcal{E}^\circ \setminus \mathcal{E}'$. If the noise e_{tji} is generated from a uniform distribution, \mathcal{E}' is empty. Therefore, non-empty \mathcal{E}' implies $e_{tji} = 0$ for all ji ; i.e., the randomizer is not used. As a result, when $\bar{\eta}_{t,J}$ belongs to non-empty \mathcal{E}' , we have $\mathbf{X}_{ji}^\top \bar{\theta}_t = \bar{q}_t$ and $\psi_{ji}(\eta + \bar{\eta}_{t,J}) - \psi_{ji}(\eta_t)$ is given by

$$\psi_{ji}(\eta + \bar{\eta}_{t,J}) - \psi_{ji}(\eta_t) = \begin{bmatrix} \{\mathbf{X}_{ji}^\top (\theta_t + \bar{\theta}_t) - t_{ji}\} \mathbf{X}_{ji} \\ t_{ji} - \mathcal{I}_{c,h}(\mathbf{X}_{ji}^\top (\theta_t + \bar{\theta}_t) - q_t - \bar{q}_t) \end{bmatrix} - \begin{bmatrix} \{\mathbf{X}_{ji}^\top \theta_t - t_{ji}\} \mathbf{X}_{ji} \\ t_{ji} - \mathcal{I}_{c,h}(\mathbf{X}_{ji}^\top \theta_t - q_t) \end{bmatrix} = \begin{bmatrix} \mathbf{X}_{ji}^\top \bar{\theta}_t \\ 0 \end{bmatrix}$$

Thus, we find that $\|\psi_{ji}(\eta_t + \bar{\eta}_{t,J}) - \psi_{ji}(\eta_t)\| \leq \|\mathbf{X}_{ji}\|\bar{\theta}_t \leq K \log J \|\bar{\eta}_{t,J}\|$ and

$$\frac{1}{J} \sum_{j=1}^J \left\| \psi_j(\eta_t) - \psi_j(\eta_t + \bar{\eta}_{t,J}) \right\| \leq \frac{1}{J} \sum_{ji} K \log J \|\bar{\eta}_{t,J}\| = MK \log J \|\bar{\eta}_{t,J}\| = O(J^{-1/2}(\log J)) = o(1).$$

Next, we consider the case where $\bar{\eta}_{t,J} \in \mathcal{E}^\circ \setminus \mathcal{E}'$. We consider the derivative of $\psi_j(\eta_t)$.

$$\frac{\partial}{\partial \eta} \psi_j(\eta_t) = \sum_{i=1}^{n_j} \psi'_{ji}(\eta_t) \quad , \quad \psi'_{ji}(\eta_t) = \begin{bmatrix} \mathbf{X}_{ji} \mathbf{X}_{ji}^\top & 0 \\ -\mathcal{I}'_{c,h}(\mathbf{X}_{ji}^\top \theta_t + e_{tji} - q_t) \mathbf{X}_{ji}^\top & \mathcal{I}'_{c,h}(\mathbf{X}_{ji}^\top \theta_t + e_{tji} - q_t) \end{bmatrix} \quad (56)$$

where $\mathcal{I}'_{c,h}$ is the derivative of $\mathcal{I}_{c,h}$ which is given in (84). Note that $\partial \psi_j(\eta_t)/\partial \eta$ is continuous function for any η_t . Therefore, we have

$$\left\| \psi_j(\eta_t + \bar{\eta}_{t,J}) - \psi_j(\eta_t) \right\| = \left\| \sum_{i=1}^{n_j} \frac{\partial}{\partial \eta} \psi_{ji}(\eta_m) \cdot \bar{\eta}_{t,J} \right\| \leq \sum_{i=1}^{n_j} \left\| \frac{\partial}{\partial \eta} \psi'_{ji}(\eta_m) \right\| \cdot \|\bar{\eta}_{t,J}\| \quad (57)$$

where $\eta_m = (q_m, \theta_m^\top)^\top$ is the intermediate value between η_t and $\eta_t + \bar{\eta}_{t,J}$ that satisfies the mean value theorem condition on ψ_{ji} ; i.e.,

$$\psi_{ji}(\eta_t + \bar{\eta}_{t,J}) = \psi_{ji}(\eta_t) + \frac{\partial}{\partial \eta} \psi_{ji}(\eta_m) \cdot \bar{\eta}_{t,J}.$$

We first consider the case of $\eta_m \in \mathcal{E}'$. Then, $\{\partial \psi_{ji}(\eta_m)/\partial \eta\} \cdot \bar{\eta}_{t,J}$ for $\eta_m \in \mathcal{E}'$ is given by

$$\frac{\partial}{\partial \eta} \psi_{ji}(\eta_m) \cdot \bar{\eta}_{t,J} = \begin{bmatrix} \mathbf{X}_{ji} \mathbf{X}_{ji}^\top & 0 \\ -\frac{1-2c}{2h} \mathbf{X}_{ji}^\top & \frac{1-2c}{2h} \end{bmatrix} \begin{bmatrix} \bar{\theta}_t \\ \bar{q}_t \end{bmatrix} = \begin{bmatrix} \mathbf{X}_{ji} \mathbf{X}_{ji}^\top \bar{\theta}_t \\ \frac{1-2c}{2h} \bar{q}_t - \frac{1-2c}{2h} \mathbf{X}_{ji}^\top \bar{\theta}_t \end{bmatrix}. \quad (58)$$

Non-empty \mathcal{E}' implies $e_{tji} = 0$ for all ji . Also, based on the definition of \mathcal{E}' , we obtain $\mathbf{X}_{ji}^\top \theta_m + e_{tji} - q_m = \mathbf{X}_{ji}^\top \theta_m - q_m = 0$. Also, since η_m is the internal division point of $\eta_t + \bar{\eta}_{t,J}$ and η_t , we obtain $q_t - q_m = -k\bar{q}_t$ and $q_t + \bar{q}_t - q_m = (1-k)\bar{q}_t$. Similarly, we obtain $\theta_t - \theta_m = -k\bar{\theta}_t$ and $\theta_t + \bar{\theta}_t - \theta_m = (1-k)\bar{\theta}_t$. Therefore, we have $q_t + k\bar{q}_t = q_m = \mathbf{X}_{ji}^\top \theta_m = \mathbf{X}_{ji}^\top \theta_t + k\mathbf{X}_{ji}^\top \bar{\theta}_t$ and, as a

result, $\mathbf{X}_{ji}^\top \theta_t - q_t = -k(\mathbf{X}_{ji}^\top \bar{\theta}_t - \bar{q}_t)$. Therefore, we get

$$\begin{aligned} \psi_{ji}(\eta_t + \bar{\eta}_{t,J}) - \psi_{ji}(\eta_t) &= \begin{bmatrix} \mathbf{X}_{ji} \mathbf{X}_{ji}^\top \bar{\theta}_t \\ \mathcal{I}_{c,h}(\mathbf{X}_{ji}^\top \theta_t - q_t) - \mathcal{I}_{c,h}\{\mathbf{X}_{ji}^\top (\theta_t + \bar{\theta}_t) - q_t - \bar{q}_t\} \end{bmatrix} \\ &= \begin{bmatrix} \mathbf{X}_{ji} \mathbf{X}_{ji}^\top \bar{\theta}_t \\ \mathcal{I}_{c,h}\{-k(\mathbf{X}_{ji}^\top \bar{\theta}_t - \bar{q}_t)\} - \mathcal{I}_{c,h}\{(1-k)(\mathbf{X}_{ji}^\top \bar{\theta}_t - \bar{q}_t)\} \end{bmatrix}. \end{aligned} \quad (59)$$

Since (58) and (59) are equivalent, this implies that $|(1-k)(\mathbf{X}_{ji}^\top \bar{\theta}_t - \bar{q}_t)| \leq h$ and $|k(\mathbf{X}_{ji}^\top \bar{\theta}_t - \bar{q}_t)| \leq h$. Thus, we obtain $|\mathbf{X}_{ji}^\top \bar{\theta}_t - \bar{q}_t| = |\mathbf{X}_{ji}^\top \bar{\theta}_t - \bar{q}_t + e_{tji}| \leq 2h$; note that the equality holds because $\eta_m \in \mathcal{E}'$ implies $e_{tji} = 0$ for all ji . Consequently, $\eta_m \in \mathcal{E}'$ implies $|\mathbf{X}_{ji}^\top \bar{\theta}_t - \bar{q}_t + e_{tji}| \leq 2h$ where $\bar{\eta}_{t,J}$ is assumed to belong in $\mathcal{E}^\circ \setminus \mathcal{E}'$; i.e.,

$$\mathbb{1}\{\eta_m \in \mathcal{E}'\} \leq \mathbb{1}\{|\mathbf{X}_{ji}^\top \bar{\theta}_t + e_{tji} - \bar{q}_t| \leq 2h, \bar{\eta}_{t,J} \in \mathcal{E}^\circ \setminus \mathcal{E}'\}. \quad (60)$$

We separate the case $\{\eta_m \in \mathcal{E}^\circ\}$ into three following cases: $\{\eta_m \in \mathcal{E}'\}$, $\{\eta_m \in \mathcal{E}^\circ \setminus \mathcal{E}'\} \cap \{|\mathbf{X}_{ji}^\top \theta_m + e_{tji} - q_m| \leq 2h\}$, and $\{\eta_m \in \mathcal{E}^\circ \setminus \mathcal{E}'\} \cap \{|\mathbf{X}_{ji}^\top \theta_m + e_{tji} - q_m| > 2h\}$. We find that

$$\begin{aligned} &\frac{1}{J} \sum_{j=1}^J \|\psi_j(\eta_t + \bar{\eta}_{t,J}) - \psi_j(\eta_t)\| \\ &\leq \frac{1}{J} \sum_{ji} \|\psi'_{ji}(\eta_m)\| \cdot \|\bar{\eta}_{t,J}\| \cdot \mathbb{1}(\eta_m \in \mathcal{E}') + \frac{1}{J} \sum_{ji} \|\psi'_{ji}(\eta_m)\| \cdot \|\bar{\eta}_{t,J}\| \cdot \mathbb{1}(\eta_m \in \mathcal{E}^\circ \setminus \mathcal{E}') \\ &\leq \frac{1}{J} \sum_{ji} \|\psi'_{ji}(\eta_m)\| \cdot \|\bar{\eta}_{t,J}\| \cdot \mathbb{1}\{|\mathbf{X}_{ji}^\top \bar{\theta}_t + e_{tji} - \bar{q}_t| \leq 2h, \bar{\eta}_{t,J} \in \mathcal{E}^\circ \setminus \mathcal{E}'\} \\ &\quad + \frac{1}{J} \sum_{ji} \|\psi'_{ji}(\eta_m)\| \cdot \|\bar{\eta}_{t,J}\| \cdot \mathbb{1}\{|\mathbf{X}_{ji}^\top \theta_m + e_{tji} - q_m| \leq 2h, \eta_m \in \mathcal{E}^\circ \setminus \mathcal{E}'\} \\ &\quad + \frac{1}{J} \sum_{ji} \|\psi'_{ji}(\eta_m)\| \cdot \|\bar{\eta}_{t,J}\| \cdot \mathbb{1}\{|\mathbf{X}_{ji}^\top \theta_m + e_{tji} - q_m| > 2h, \eta_m \in \mathcal{E}^\circ \setminus \mathcal{E}'\}. \end{aligned} \quad (61)$$

The first inequality is from (57). The second inequality is from (60).

Note that we have the following result for η_t satisfying $|\mathbf{X}_{ji}^\top \theta_t + e_{tji} - q_t| \leq 2h$ from the straight-

forward calculation involving $\psi'_{ji}(\eta_t)$ in (56).

$$\begin{aligned} & \left\| \psi'_{ji}(\eta_t) \right\| \tag{62} \\ & \leq (p+1) \max \left\{ \frac{1-2c}{2h}, \frac{1-2c}{2h} (K \log J), (K \log J)^2 \right\} = O(J \vee J(\log J) \vee (\log J)^2) = O(J(\log J)) . \end{aligned}$$

Here $p = \dim(\mathbf{X}_{ji})$. Moreover, from condition (GC7) (which is proven later), we obtain

$$\sup_{\eta_t \in \mathcal{E}^\circ \setminus \mathcal{E}'} \frac{1}{J} \sum_{ji} \mathbb{1}\{|\mathbf{X}_{ji}^\top \theta_t + e_{tji} - q_t| \leq 2h\} = O(h) = O(J^{-1}) . \tag{63}$$

Thus, the first term of (61) is bounded above by

$$\begin{aligned} & \frac{1}{J} \sum_{ji} \left\| \psi'_{ji}(\eta_m) \right\| \cdot \|\bar{\eta}_{t,J}\| \cdot \mathbb{1}\{|\mathbf{X}_{ji}^\top \bar{\theta}_t + e_{tji} - \bar{q}_t| \leq 2h, \bar{\eta}_{t,J} \in \mathcal{E}^\circ \setminus \mathcal{E}'\} \\ & \leq (p+1) \max \left\{ \frac{1-2c}{2h}, \frac{1-2c}{2h} (K \log J), (K \log J)^2 \right\} \cdot \|\bar{\eta}_{t,J}\| \cdot \left[\sup_{\eta_t \in \mathcal{E}^\circ \setminus \mathcal{E}'} \frac{1}{J} \sum_{ji} \mathbb{1}\{|\mathbf{X}_{ji}^\top \theta_t + e_{tji} - q_t| \leq 2h\} \right] \\ & = O(J(\log J)) \cdot O(J^{-1/2}) \cdot O(J^{-1}) \\ & = O(J^{-1/2}(\log J)) . \end{aligned}$$

The inequality in the second line is from (62). The asymptotic representation in the third line is from (63). Similarly, the second term of (61) is bounded above by

$$\begin{aligned} & \frac{1}{J} \sum_{ji} \left\| \psi'_{ji}(\eta_m) \right\| \cdot \|\bar{\eta}_{t,J}\| \cdot \mathbb{1}\{|\mathbf{X}_{ji}^\top \theta_m + e_{tji} - q_m| \leq 2h, \eta_m \in \mathcal{E}^\circ \setminus \mathcal{E}'\} \\ & \leq (p+1) \max \left\{ \frac{1-2c}{2h}, \frac{1-2c}{2h} (K \log J), (K \log J)^2 \right\} \cdot \|\bar{\eta}_{t,J}\| \cdot \sup_{\eta_t \in \mathcal{E}^\circ \setminus \mathcal{E}'} \frac{1}{J} \sum_{ji} \mathbb{1}\{|\mathbf{X}_{ji}^\top \theta_t + e_{tji} - q_t| \leq 2h\} \\ & = O(J(\log J)) \cdot O(J^{-1/2}) \cdot O(J^{-1}) \\ & = O(J^{-1/2}(\log J)) . \end{aligned}$$

If $|\mathbf{X}_{ji}^\top \theta_m + e_{tji} - q_m| > 2h$, we have

$$\begin{aligned}
& \left\| \psi'_{ji}(\eta_m) \right\| \tag{64} \\
& \leq (p+1) \max \left\{ \frac{1-2c}{2h} \exp \left(-\frac{1-2c}{2c} \right), \frac{1-2c}{2h} \exp \left(-\frac{1-2c}{2c} \right) (K \log J), (K \log J)^2 \right\} \\
& = O \left(J \exp(-\log J) \vee J \exp(-\log J) (\log J) \vee (\log J)^2 \right) = O((\log J)^2) .
\end{aligned}$$

Hence, the last term of (61) is bounded above by

$$\begin{aligned}
& \frac{1}{J} \sum_{ji} \left\| \psi'_{ji}(\eta_m) \right\| \cdot \|\bar{\eta}_{t,J}\| \cdot \mathbb{1} \{ |\mathbf{X}_{ji}^\top \theta_m + e_{tji} - q_m| > 2h, \eta_m \in \mathcal{E}^\circ \setminus \mathcal{E}' \} \\
& \leq (p+1) \max \left\{ \frac{1-2c}{2h} \exp \left(-\frac{1-2c}{2c} \right), \frac{1-2c}{2h} \exp \left(-\frac{1-2c}{2c} \right) (K \log J), (K \log J)^2 \right\} \\
& \quad \times \|\bar{\eta}_{t,J}\| \cdot \sup_{\eta_t \in \mathcal{E}^\circ \setminus \mathcal{E}'} \frac{1}{J} \sum_{ji} \mathbb{1} \{ |\mathbf{X}_{ji}^\top \theta_t + e_{tji} - q_t| > 2h \} \\
& = O((\log J)^2) \cdot O(J^{-1/2}) \cdot O(1 - J^{-1}) \\
& = O(J^{-1/2} (\log J)^2) .
\end{aligned}$$

The result is from (63) and (64).

Combining the above results with (61), we obtain the convergence to zero as $J \rightarrow \infty$.

$$\frac{1}{J} \sum_{j=1}^J \left\| \psi_j(\eta_t + \bar{\eta}_{t,J}) - \psi_j(\eta_t) \right\| \leq O(J^{-1/2} (\log J)^2) .$$

The result holds for any $\eta_t \in \mathcal{E}^\circ$. Thus, this concludes condition (GC5) under (Linear) with $v_2 = 2$.

$$\sup_{\eta_t \in \mathcal{E}^\circ} \frac{1}{J} \sum_{j=1}^J \left\| \psi_j(\eta_t + \bar{\eta}_{t,J}) - \psi_j(\eta_t) \right\| = O(J^{-1/2} (\log J)^2) .$$

D.2.4 Proof of Condition (GC5) under (Logistic)

If $\bar{\eta}_{t,J} = 0$, condition (GC5) trivially holds. Therefore, we consider non-zero $\bar{\eta}_{t,J}$.

We consider the derivative of $\psi_j(\eta_t)$.

$$\begin{aligned} \frac{\partial}{\partial \eta} \psi_j(\eta_t) &= \sum_{i=1}^{n_j} \psi'_{ji}(\eta_t) \quad , \\ \psi'_{ji}(\eta_t) &= \begin{bmatrix} f_{ji}(\theta_t)\{1 - f_{ji}(\theta_t)\} \mathbf{X}_{ji} \mathbf{X}_{ji}^\top + \lambda I_p & 0 \\ -\mathcal{I}'_{c,h}(f_{ji}(\theta_t) + e_{tji} - q) f_{ji}(\theta_t)\{1 - f_{ji}(\theta_t)\} \mathbf{X}_{ji}^\top & \mathcal{I}'_{c,h}(f_{ji}(\theta_t) + e_{tji} - q_t) \end{bmatrix} \end{aligned} \quad (65)$$

where $f_{ji}(\theta_t) = \{1 + \exp(-\mathbf{X}_{ji}^\top \theta_t)\}^{-1}$; the notation emphasizes that the learner $f_t(\cdot; \theta)$ is a function of θ_t . Note that $\partial \psi_j(\eta_t)/\partial \eta$ is continuous function for any η_t . Therefore, we have

$$\|\psi_j(\eta_t + \bar{\eta}_{t,J}) - \psi_j(\eta_t)\| = \left\| \sum_{i=1}^{n_j} \frac{\partial}{\partial \eta} \psi_{ji}(\eta_m) \cdot \bar{\eta}_{t,J} \right\| \leq \sum_{i=1}^{n_j} \left\| \frac{\partial}{\partial \eta} \psi'_{ji}(\eta_m) \right\| \cdot \|\bar{\eta}_{t,J}\| \quad (66)$$

where $\eta_m = (q_m, \theta_m^\top)^\top$ is the intermediate value between η_t and $\eta_t + \bar{\eta}_{t,J}$ that satisfies the mean value theorem condition on ψ_{ji} ; i.e.,

$$\psi_{ji}(\eta_t + \bar{\eta}_{t,J}) = \psi_{ji}(\eta_t) + \frac{\partial}{\partial \eta} \psi_{ji}(\eta_m) \cdot \bar{\eta}_{t,J} .$$

Similar to (Linear) case, we first consider the case when $\eta_m \in \mathcal{E}'$, which implies that $e_{tji} = 0$ and $f_{ji}(\theta_m) + e_{tji} - q_m = 0$. Then, $\{\partial \psi_{ji}(\eta_m)/\partial \eta\} \cdot \bar{\eta}_{t,J}$ is given by

$$\frac{\partial}{\partial \eta} \psi_{ji}(\eta_m) \cdot \bar{\eta}_{t,J} = \begin{bmatrix} \frac{\mathbf{X}_{ji} \mathbf{X}_{ji}^\top}{4} + \lambda I_p & 0 \\ -\frac{1-2c}{8h} \mathbf{X}_{ji}^\top & \frac{1-2c}{2h} \end{bmatrix} \begin{bmatrix} \bar{\theta}_t \\ \bar{q}_t \end{bmatrix} = \begin{bmatrix} \left(\frac{\mathbf{X}_{ji} \mathbf{X}_{ji}^\top}{4} + \lambda I_p\right) \bar{\theta}_t \\ \frac{1-2c}{2h} \bar{q}_t - \frac{1-2c}{8h} \mathbf{X}_{ji}^\top \bar{\theta}_t \end{bmatrix} . \quad (67)$$

Under non-empty \mathcal{E}' and $e_{tji} = 0$, $\psi_{ji}(\eta_t + \bar{\eta}_{t,J})$ and $\psi_{ji}(\eta_t)$ reduces to

$$\psi_{ji}(\eta_t + \bar{\eta}_{t,J}) = \begin{bmatrix} \{f_{ji}(\theta_t + \bar{\theta}_t) - t_{ji}\} \mathbf{X}_{ji} + \lambda(\theta_t + \bar{\theta}_t) \\ t_{ji} - \mathcal{I}_{c,h}(f_{ji}(\theta_t + \bar{\theta}_t) - q_t - \bar{q}_t) \end{bmatrix} , \quad \psi_{ji}(\eta_t) = \begin{bmatrix} \{f_{ji}(\theta_t) - t_{ji}\} \mathbf{X}_{ji} + \lambda \theta_t \\ t_{ji} - \mathcal{I}_{c,h}(f_{ji}(\theta_t) - q_t) \end{bmatrix} .$$

Therefore, we get

$$\psi_{ji}(\eta_t + \bar{\eta}_{t,J}) - \psi_{ji}(\eta_t) = \begin{bmatrix} \{f_{ji}(\theta_t + \bar{\theta}_t) - f_{ji}(\theta_t)\} \mathbf{X}_{ji} + \lambda \bar{\theta}_t \\ \mathcal{I}_{c,h}(f_{ji}(\theta_t) - q_t) - \mathcal{I}_{c,h}(f_{ji}(\theta_t + \bar{\theta}_t) - q_t - \bar{q}_t) \end{bmatrix} . \quad (68)$$

The identity of the first block of (67) and (68) reduces the following equation.

$$\frac{\mathbf{X}_{ji}^\top \bar{\theta}_t}{4} = f_{ji}(\theta_t + \bar{\theta}_t) - f_{ji}(\theta_t) = \frac{\exp(\mathbf{X}_{ji}^\top \theta_t + \mathbf{X}_{ji}^\top \bar{\theta}_t)}{1 + \exp(\mathbf{X}_{ji}^\top \theta_t + \mathbf{X}_{ji}^\top \bar{\theta}_t)} - \frac{\exp(\mathbf{X}_{ji}^\top \theta_t)}{1 + \exp(\mathbf{X}_{ji}^\top \theta_t)} .$$

For any θ_t , the solution is $\mathbf{X}_{ji}^\top \bar{\theta}_t = 0$. This implies that $\bar{\theta}_t = 0$, $\theta_m = \theta_t = \theta_t + \bar{\theta}_t$, and $q_m = \{1 + \exp(\mathbf{X}_{ji}^\top \theta_m)\}^{-1} = 1/2$ because $\eta_m \in \mathcal{E}'$; i.e., $f_{ji}(\theta_m) + e_{tji} = f_{ji}(\theta_m) = q_m$. Furthermore, we have $q_t - q_m = q_t - 1/2 = -k\bar{q}_t$ and $q_t + \bar{q}_t - q_m = q_t + \bar{q}_t - 1/2 = (1 - k)\bar{q}_t$. Hence, the identity of the first block of (67) and (68) reduces to the following equation.

$$\frac{1 - 2c}{2h} \bar{q}_t = \mathcal{I}_{c,h}(f_{ji}(\theta_t) - q_t) - \mathcal{I}_{c,h}(f_{ji}(\theta_t + \bar{\theta}_t) - q_t - \bar{q}_t) = \mathcal{I}_{c,h}(f_{ji}(\theta_t) - q_t) - \mathcal{I}_{c,h}(f_{ji}(\theta_t) - q_t - \bar{q}_t) .$$

This implies that $|f_{ji}(\theta_t) - q_t| \leq h$ and $|f_{ji}(\theta_t) - q_t - \bar{q}_t| \leq h$ leading $|\bar{q}_t| \leq 2h$. Moreover, \bar{q}_t is non-zero because $0 < \|\bar{\eta}_t\| \leq |\bar{q}_t| + \|\bar{\theta}_t\| = |\bar{q}_t|$. Therefore, we obtain

$$|\bar{q}_t| = \left| f_{ji}(\bar{\theta}_t) + e_{tji} - \frac{1}{2} - \bar{q}_t \right| \leq 2h .$$

Note that $f_{ji}(\bar{\theta}_t) = 1/2$ and $e_{tji} = 0$. Also, $(1/2 + \bar{q}_t, \bar{\theta}_t^\top)^\top = (1/2 + \bar{q}_t, 0^\top)^\top$ does not belong to \mathcal{E}' because of the positivity of \bar{q}_t . Consequently, $\eta_m \in \mathcal{E}'$ implies $|f_{ji}(\bar{\theta}_t) + e_{tji} - 1/2 - \bar{q}_t| \leq 2h$ where $\bar{\eta}_{t,J}$ is assumed to satisfy $(1/2 + \bar{q}_t, 0^\top)^\top \in \mathcal{E}^\circ \setminus \mathcal{E}'$; i.e.,

$$\mathbb{1}\{\eta_m \in \mathcal{E}'\} \leq \mathbb{1}\left\{ \left| f_{ji}(\bar{\theta}_t) + e_{tji} - \frac{1}{2} - \bar{q}_t \right| \leq 2h, \left(\frac{1}{2} + \bar{q}_t, \bar{\theta}_t^\top \right)^\top \in \mathcal{E}^\circ \setminus \mathcal{E}' \right\} . \quad (69)$$

We separate the case $\{\eta_m \in \mathcal{E}^\circ\}$ into $\{\eta_m \in \mathcal{E}'\}$, $\{\eta_m \in \mathcal{E}^\circ \setminus \mathcal{E}'\} \cap \{|\mathbf{X}_{ji}^\top \theta_m + e_{tji} - q_m| \leq 2h\}$,

and $\{\eta_m \in \mathcal{E}^\circ \setminus \mathcal{E}'\} \cap \{|\mathbf{X}_{ji}^\top \theta_m + e_{tji} - q_m| > 2h\}$ cases. We find that

$$\begin{aligned}
& \frac{1}{J} \sum_{j=1}^J \|\psi_j(\eta_t + \bar{\eta}_{t,J}) - \psi_j(\eta_t)\| \\
& \leq \frac{1}{J} \sum_{ji} \left\| \psi'_{ji}(\eta_m) \right\| \cdot \|\bar{\eta}_{t,J}\| \cdot \mathbb{1}\{\eta_m \in \mathcal{E}'\} + \frac{1}{J} \sum_{ji} \left\| \psi'_{ji}(\eta_m) \right\| \cdot \|\bar{\eta}_{t,J}\| \cdot \mathbb{1}\{\eta_m \in \mathcal{E}^\circ \setminus \mathcal{E}'\} \\
& \leq \frac{1}{J} \sum_{ji} \left\| \psi'_{ji}(\eta_m) \right\| \cdot \|\bar{\eta}_{t,J}\| \cdot \mathbb{1}\left\{ \left| f_{ji}(\bar{\theta}_t) + e_{tji} - \frac{1}{2} - \bar{q}_t \right| \leq 2h, \left(\frac{1}{2} + \bar{q}_t, \bar{\theta}_t^\top \right)^\top \in \mathcal{E}^\circ \setminus \mathcal{E}' \right\} \\
& \quad + \frac{1}{J} \sum_{ji} \left\| \psi'_{ji}(\eta_m) \right\| \cdot \|\bar{\eta}_{t,J}\| \cdot \mathbb{1}\{|f_{ji}(\theta_m) + e_{tji} - q_m| \leq 2h, \eta_m \in \mathcal{E}^\circ \setminus \mathcal{E}'\} \\
& \quad + \frac{1}{J} \sum_{ji} \left\| \psi'_{ji}(\eta_m) \right\| \cdot \|\bar{\eta}_{t,J}\| \cdot \mathbb{1}\{|f_{ji}(\theta_m) + e_{tji} - q_m| > 2h, \eta_m \in \mathcal{E}^\circ \setminus \mathcal{E}'\}. \tag{70}
\end{aligned}$$

The first inequality is from (66). The second inequality is from (69).

Note that we have the following result for η satisfying $|\mathbf{X}_{ji}^\top \theta + e_{tji} - q_t| \leq 2h$ from the straightforward calculation involving $\psi'_{ji}(\eta_t)$ in (65).

$$\begin{aligned}
& \left\| \psi'_{ji}(\eta_t) \right\| \tag{71} \\
& \leq (p+1) \max \left\{ \frac{1-2c}{2h}, \frac{1-2c}{2h} \frac{K(\log J)}{4}, \frac{K^2(\log J)^2}{4} + \lambda \right\} = O(J \vee J(\log J) \vee (\log J)^2) = O(J(\log J)).
\end{aligned}$$

Moreover, from condition (GC7) (which is proven later), we obtain

$$\sup_{\eta_t \in \mathcal{E}^\circ \setminus \mathcal{E}'} \frac{1}{J} \sum_{ji} \mathbb{1}\{|\mathbf{X}_{ji}^\top \theta_t + e_{tji} - q_t| \leq 2h\} = O(h) = O(J^{-1}). \tag{72}$$

Thus, the first term of (70) is bounded above by

$$\begin{aligned}
& \frac{1}{J} \sum_{ji} \left\| \psi'_{ji}(0) \right\| \cdot \|\bar{\eta}_{t,J}\| \cdot \mathbb{1}\left\{ \left| f_{ji}(\bar{\theta}_t) - \frac{1}{2} - \bar{q}_t \right| \leq 2h, \left(\frac{1}{2} + \bar{q}_t, \bar{\theta}_t^\top \right)^\top \in \mathcal{E}^\circ \setminus \mathcal{E}' \right\} \\
& \leq (p+1) \max \left\{ \frac{1-2c}{2h}, \frac{1-2c}{2h} \frac{K \log J}{4}, \frac{(K \log J)^2}{4} + \lambda \right\} \cdot \|\bar{\eta}_{t,J}\| \cdot \sup_{\eta_t \in \mathcal{E}^\circ \setminus \mathcal{E}'} \frac{1}{J} \sum_{ji} \mathbb{1}\{|f_t(\mathbf{X}_{ji}; \theta_t) + e_{tji} - q_t| \leq 2h\} \\
& = O(J(\log J)) \cdot O(J^{-1/2}) \cdot O(J^{-1}) \\
& = O(J^{-1/2}(\log J)).
\end{aligned}$$

The inequality in the second line is from (71). The asymptotic representation in the third line is from (72). Similarly, the second term of (70) is bounded above by

$$\begin{aligned}
& \frac{1}{J} \sum_{ji} \left\| \psi'_{ji}(\eta_m) \right\| \cdot \|\bar{\eta}_{t,J}\| \cdot \mathbb{1}\{|f_{ji}(\theta_m) + e_{tji} - q_m| \leq 2h, \eta_m \in \mathcal{E}^\circ \setminus \mathcal{E}'\} \\
& \leq (p+1) \max \left\{ \frac{1-2c}{2h}, \frac{1-2c}{2h} \frac{K \log J}{4}, \frac{(K \log J)^2}{4} + \lambda \right\} \cdot \|\bar{\eta}_{t,J}\| \cdot \sup_{\eta_t \in \mathcal{E}^\circ \setminus \mathcal{E}'} \frac{1}{J} \sum_{ji} \mathbb{1}\{|f_t(\mathbf{X}_{ji}; \theta_t) + e_{tji} - q_t| \leq 2h\} \\
& = O(J(\log J)) \cdot O(J^{-1/2}) \cdot O(J^{-1}) \\
& = O(J^{-1/2}(\log J)) .
\end{aligned}$$

If $|f_{ji}(\theta_m) + e_{tji} - q_m| > 2h$, we have

$$\begin{aligned}
\left\| \psi'_{ji}(\eta_m) \right\| & \leq (p+1) \max \left\{ \frac{1-2c}{2h} \exp\left(-\frac{1-2c}{2c}\right), \frac{1-2c}{2h} \exp\left(-\frac{1-2c}{2c}\right) \frac{K \log J}{4}, \frac{(K \log J)^2}{4} + \lambda \right\} \\
& = O\left(J \exp(-\log J) \vee J \exp(-\log J)(\log J) \vee (\log J)^2\right) \\
& = O((\log J)^2) .
\end{aligned} \tag{73}$$

Hence, the last term of (70) is bounded above by

$$\begin{aligned}
& \frac{1}{J} \sum_{ji} \left\| \psi'_{ji}(\eta_m) \right\| \cdot \|\bar{\eta}_{t,J}\| \cdot \mathbb{1}\{|f_{ji}(\theta_m) + e_{tji} - q_m| > 2h, \eta_m \in \mathcal{E}^\circ \setminus \mathcal{E}'\} \\
& \leq (p+1) \max \left\{ \frac{1-2c}{2h} \exp\left(-\frac{1-2c}{2c}\right), \frac{1-2c}{2h} \exp\left(-\frac{1-2c}{2c}\right) \frac{K \log J}{4}, \frac{(K \log J)^2}{4} + \lambda \right\} \\
& \quad \times \sup_{\eta_t \in \mathcal{E}^\circ \setminus \mathcal{E}'} \frac{1}{J} \sum_{ji} \mathbb{1}\{|f_t(\mathbf{X}_{ji}; \theta_t) + e_{tji} - q_t| > 2h\} \\
& = O((\log J)^2) \cdot O(J^{-1/2}) \cdot O(1 - J^{-1}) \\
& = O(J^{-1/2}(\log J)^2) .
\end{aligned}$$

The result is from (72) and (73).

Combining the above results with (70), we obtain the convergence to zero as $J \rightarrow \infty$.

$$\frac{1}{J} \sum_{j=1}^J \left\| \psi_j(\eta_t + \bar{\eta}_{t,J}) - \psi_j(\eta_t) \right\| \leq O(J^{-1/2}(\log J)^2) .$$

The result holds for any $\eta_t \in \mathcal{E}^\circ$. Thus, this concludes condition (GC5) under (Logistic) with $v_2 = 2$.

$$\sup_{\eta_t \in \mathcal{E}^\circ} \frac{1}{J} \sum_{j=1}^J \|\psi_j(\eta_t + \bar{\eta}_{t,J}) - \psi_j(\eta_t)\| = O(J^{-1/2}(\log J)^2).$$

D.2.5 Proof of (GC6) under (Linear)

We define $\Phi(\eta_t)$ as follows.

$$\Phi(\eta_t) = \|\Psi_t(\eta_t)\|^2 = \underbrace{\frac{1}{J^2} \left\| \sum_{ji} (\mathbf{X}_{ji}^\top \theta_t - t_{ji}) \mathbf{X}_{ji} \right\|^2}_{\Phi_1(\theta_t)} + \underbrace{\frac{1}{J^2} \left[\sum_{ji} \left\{ t_{ji} - \mathcal{I}_{c,h}(\mathbf{X}_{ji}^\top \theta_t + e_{tji} - q_t) \right\} \right]^2}_{\Phi_2(\theta_t, q_t)}.$$

We define two disjoint sets E_1 and E_2 as follows

$$\begin{aligned} E_1 &= \left\{ \eta \mid \|\theta - \theta_t^*\| \geq \frac{\epsilon}{10(K \log J + 1)}, \|\eta - \eta_t^*\| = \epsilon \right\}, \\ E_2 &= \left\{ \eta \mid \|\theta - \theta_t^*\| < \frac{\epsilon}{10(K \log J + 1)}, \|\eta - \eta_t^*\| = \epsilon \right\}. \end{aligned} \quad (74)$$

where K is a constant satisfying $\|\mathbf{X}_{ji}\|/\log J \leq K$. Note that $\{\eta \mid \|\eta - \eta_t^*\| = \epsilon\} = E_1 \cup E_2$.

We split the cases of $\eta_t \in E_1$ and $\eta_t \in E_2$. If $\eta_t \in E_1$, we find that $\Phi_1(\theta_t)$ lower bounded by a constant.

$$\begin{aligned} \Phi_1(\theta_t) &= \frac{1}{J^2} \left\| \sum_{ji} \mathbf{X}_{ji} \mathbf{X}_{ji}^\top (\theta_t - \theta_t^*) \right\|^2 = (\theta_t - \theta_t^*)^\top \left(\frac{1}{J} \sum_{ji} \mathbf{X}_{ji} \mathbf{X}_{ji}^\top \right) (\theta_t - \theta_t^*) \\ &\geq \frac{\epsilon^2}{100(K \log J + 1)^2} \sigma_{\min}^2 \left(\frac{1}{N} \sum_{ji} \mathbf{X}_{ji} \mathbf{X}_{ji}^\top \right) = M'(J, \epsilon) \{1 + o(1)\}. \end{aligned} \quad (75)$$

The first equality is from $\sum_j \sum_i \mathbf{X}_{ji} t_{ji} = \sum_j \sum_i \mathbf{X}_{ji} \mathbf{X}_{ji}^\top \theta_t^*$. The second equality is from the definition of the norm of a vector. The inequality is from $\|\theta_t - \theta_t^*\| \geq \epsilon/\{10(K \log J + 1)\}$ where $\sigma_{\min}(A)$ is the minimum of the singular value of a matrix A . From condition (iii) of Assumption A.2, $\sigma_{\min}^2(N^{-1} \sum_{ji} \mathbf{X}_{ji} \mathbf{X}_{ji}^\top)$ is strictly positive for all J . Thus, we have the asymptotic result with some $M'(J, \epsilon) = O(J^{-2r}(\log J)^{-2})$.

Next we consider the case of $\eta \in E_2$. From (54) in the proof of (GC4), we find

$$\left| f_t(\mathbf{X}_{ji}; \theta_t) - f_t(\mathbf{X}_{ji}; \theta_t^*) \right| \leq K \log J \|\theta_t - \theta_t^*\|. \quad (76)$$

Thus, from the monotonicity of $\mathcal{I}_{c,h}$ and $\tilde{f}_t(\mathbf{X}_{ji}; \theta_t) = f_t(\mathbf{X}_{ji}; \theta_t) + e_{tji}$, we observe the following inequality for all individuals.

$$\begin{aligned} \mathcal{I}_{c,h}(\mathbf{X}_{ji}^\top \theta_t^* + e_{tji} - K \log J \|\theta_t - \theta_t^*\| - q_t) &\leq \mathcal{I}_{c,h}(\mathbf{X}_{ji}^\top \theta_t + e_{tji} - q_t) \\ &\leq \mathcal{I}_{c,h}(\mathbf{X}_{ji}^\top \theta_t^* + e_{tji} + K \log J \|\theta_t - \theta_t^*\| - q_t). \end{aligned} \quad (77)$$

Since $\|\eta_t - \eta_t^*\| = \sqrt{(q_t - q_t^*)^2 + \|\theta_t - \theta_t^*\|^2} = \epsilon$, we find that $q_t = q_t^* \pm \sqrt{\epsilon^2 - \|\theta_t - \theta_t^*\|^2}$. First, for $q_t = q_t^* + \sqrt{\epsilon^2 - \|\theta_t - \theta_t^*\|^2}$, we find that $q_t \geq q_t^* + \epsilon - \|\theta_t - \theta_t^*\|$. Thus, the right term in (77) is upper bounded by

$$\mathcal{I}_{c,h}(\mathbf{X}_{ji}^\top \theta_t^* + e_{tji} + K \log J \|\theta_t - \theta_t^*\| - q_t) \leq \mathcal{I}_{c,h}(\mathbf{X}_{ji}^\top \theta_t^* + e_{tji} + K \log J \|\theta_t - \theta_t^*\| - q_t^* - \epsilon + \|\theta_t - \theta_t^*\|).$$

For $\eta \in E_2$, we find that $\|\theta_t - \theta_t^*\| < \epsilon / \{10(K \log J + 1)\}$. Hence, each $\mathcal{I}_{c,h}(\mathbf{X}_{ji}^\top \theta_t - q_t)$ is upper bounded by

$$\mathcal{I}_{c,h}(\mathbf{X}_{ji}^\top \theta_t + e_{tji} - q_t) \leq \mathcal{I}_{c,h}(\mathbf{X}_{ji}^\top \theta_t^* + e_{tji} + K \log J \|\theta_t - \theta_t^*\| - q_t) < \mathcal{I}_{c,h}(\mathbf{X}_{ji}^\top \theta_t^* + e_{tji} - q_t^* - 0.9\epsilon).$$

Therefore, for $\eta_t \in E_2$, we find that

$$\begin{aligned} &\frac{1}{J} \sum_{ji} \left\{ t_{ji} - \mathcal{I}_{c,h}(\mathbf{X}_{ji}^\top \theta_t + e_{tji} - q_t) \right\} \\ &\geq \frac{1}{J} \sum_{ji} \left\{ \mathcal{I}_{c,h}(\mathbf{X}_{ji}^\top \theta_t^* + e_{tji} - q_t^*) - \mathcal{I}_{c,h}(\mathbf{X}_{ji}^\top \theta_t^* + e_{tji} - q_t^* - 0.9\epsilon) \right\}. \end{aligned} \quad (78)$$

We consider a set of individuals I_+ where $I_+ = \{ji \mid h < \mathbf{X}_{ji}^\top \theta_t^* + e_{tji} - q_t^* < 0.9\epsilon - h\}$. Because of condition (GC8) (which is proven later), $|I_+| = O(J)C_+(\epsilon) = O(J^{1-r})$ because $C_+(\epsilon) = \Theta(J^{-r})$; i.e., I_+ is asymptotically non-empty. If individual $ji \in I_+$, we find that each summand of (78) is

lower bounded by a constant related to the parameter c .

$$\mathcal{I}_{c,h}\left(\mathbf{X}_{ji}^\top \theta_t^* + e_{tji} - q_t^*\right) - \mathcal{I}_{c,h}\left(\mathbf{X}_{ji}^\top \theta_t^* + e_{tji} - q_t^* - 0.9\epsilon\right) \geq \mathcal{I}_{c,h}(h) - \mathcal{I}_{c,h}(-h) = 1 - 2c .$$

If individual $ji \notin I_+$, we find that each summand of (78) is lower bounded by zero because of the monotonicity of $\mathcal{I}_{c,h}$.

$$\mathcal{I}_{c,h}\left(\mathbf{X}_{ji}^\top \theta_t^* + e_{tji} - q_t^*\right) - \mathcal{I}_{c,h}\left(\mathbf{X}_{ji}^\top \theta_t^* + e_{tji} - q_t^* - 0.9\epsilon\right) \geq 0 .$$

Thus, the left hand side of (78) is lower bounded by a constant as follows.

$$\begin{aligned} & \frac{1}{J} \sum_{ji} \left\{ t_{ji} - \mathcal{I}_{c,h}\left(\mathbf{X}_{ji}^\top \theta_t + e_{tji} - q_t\right) \right\} \\ & \geq \frac{1}{J} \sum_{ji \in I_+} \left\{ \mathcal{I}_{c,h}\left(\mathbf{X}_{ji}^\top \theta_t^* + e_{tji} - q_t^*\right) - \mathcal{I}_{c,h}\left(\mathbf{X}_{ji}^\top \theta_t^* + e_{tji} - q_t^* - 0.9\epsilon\right) \right\} \\ & \quad + \frac{1}{J} \sum_{ji \in I_+^c} \left\{ \mathcal{I}_{c,h}\left(\mathbf{X}_{ji}^\top \theta_t^* + e_{tji} - q_t^*\right) - \mathcal{I}_{c,h}\left(\mathbf{X}_{ji}^\top \theta_t^* + e_{tji} - q_t^* - 0.9\epsilon\right) \right\} \\ & \geq \frac{1}{J} \sum_{ji \in I_+} (1 - 2c) = (1 - 2c) \frac{1}{J} \sum_{ji} \mathbb{1}\left\{ h < \mathbf{X}_{ji}^\top \theta_t^* + e_{tji} - q_t^* < 0.9\epsilon - h \right\} = \{1 - o(1)\} C_+(\epsilon) . \end{aligned}$$

The inequality in the second line is from (78). The inequality in the third line is from the above results. The equality in the fourth line is from the definition of I_+ . The asymptotic representation in the fifth line is from the rate of c and condition (GC8) where $C_+(\epsilon) = \Theta(J^{-r})$ is the limit of $J^{-1} \sum_{ji} \mathbb{1}(h < \mathbf{X}_{ji}^\top \theta_t^* + e_{tji} - q_t^* < 0.9\epsilon - h)$ which holds with probability tending to 1.

Similarly, for $q_t = q_t^* - \sqrt{\epsilon^2 - \|\theta_t - \theta_t^*\|^2}$, we find that $q_t \leq q_t^* - \epsilon + \|\theta_t - \theta_t^*\|$. Thus, the left term in (77) is lower bounded by

$$\mathcal{I}_{c,h}\left(\mathbf{X}_{ji}^\top \theta_t^* + e_{tji} - K \log J \|\theta_t - \theta_t^*\| - q_t\right) \geq \mathcal{I}_{c,h}\left(\mathbf{X}_{ji}^\top \theta_t^* + e_{tji} - K \log J \|\theta_t - \theta_t^*\| - q_t^* + \epsilon - \|\theta_t - \theta_t^*\|\right)$$

For $\eta_t \in E_2$, we find that $\|\theta_t - \theta_t^*\| < \epsilon / \{10(K \log J + 1)\}$. Hence, each $\mathcal{I}_{c,h}(\mathbf{X}_{ji}^\top \theta_t + e_{tji} - q_t)$ is lower bounded by

$$\mathcal{I}_{c,h}\left(\mathbf{X}_{ji}^\top \theta_t + e_{tji} - q_t\right) \geq \mathcal{I}_{c,h}\left(\mathbf{X}_{ji}^\top \theta_t^* + e_{tji} - K \log J \|\theta_t - \theta_t^*\| - q_t\right) > \mathcal{I}_{c,h}\left(\mathbf{X}_{ji}^\top \theta_t^* + e_{tji} - q_t^* + 0.9\epsilon\right) .$$

For $\eta_t \in E_2$, we find that

$$\begin{aligned} & \frac{1}{J} \sum_{ji} \left\{ t_{ji} - \mathcal{I}_{c,h} \left(\mathbf{X}_{ji}^\top \theta_t + e_{tji} - q_t \right) \right\} \\ & \leq \frac{1}{J} \sum_{ji} \left\{ \mathcal{I}_{c,h} \left(\mathbf{X}_{ji}^\top \theta_t^* + e_{tji} - q_t^* \right) - \mathcal{I}_{c,h} \left(\mathbf{X}_{ji}^\top \theta_t^* + e_{tji} - q_t^* + 0.9\epsilon \right) \right\} . \end{aligned} \quad (79)$$

We consider a set of individuals I_- where $I_- = \{ji \mid -0.9\epsilon + h < \mathbf{X}_{ji}^\top \theta_t^* + e_{tji} - q_t^* < -h\}$. Because of condition (GC8), $|I_+| = O(J)C_-(\epsilon) = O(J^{1-r})$ because $C_-(\epsilon) = \Theta(J^{-r})$; i.e., I_- is asymptotically non-empty. If individual $ji \in I_-$, we find that each summand of (79) is upper bounded by a constant related to the parameter c .

$$\mathcal{I}_{c,h} \left(\mathbf{X}_{ji}^\top \theta_t^* + e_{tji} - q_t^* \right) - \mathcal{I}_{c,h} \left(\mathbf{X}_{ji}^\top \theta_t^* + e_{tji} - q_t^* + 0.9\epsilon \right) \leq \mathcal{I}_{c,h}(-h) - \mathcal{I}_{c,h}(h) = -1 + 2c .$$

If individual $ji \notin I_-$, we find that each summand of (79) is upper bounded by zero because of the monotonicity of $\mathcal{I}_{c,h}$.

$$\mathcal{I}_{c,h} \left(\mathbf{X}_{ji}^\top \theta_t^* + e_{tji} - q_t^* \right) - \mathcal{I}_{c,h} \left(\mathbf{X}_{ji}^\top \theta_t^* + e_{tji} - q_t^* + 0.9\epsilon \right) \leq 0 .$$

Thus, the left hand side of (79) is upper bounded by a constant as follows.

$$\begin{aligned} & \frac{1}{J} \sum_{ji} \left\{ t_{ji} - \mathcal{I}_{c,h} \left(\mathbf{X}_{ji}^\top \theta_t + e_{tji} - q_t \right) \right\} \\ & \leq \frac{1}{J} \sum_{ji \in I_-} \left\{ \mathcal{I}_{c,h} \left(\mathbf{X}_{ji}^\top \theta_t^* + e_{tji} - q_t^* \right) - \mathcal{I}_{c,h} \left(\mathbf{X}_{ji}^\top \theta_t^* + e_{tji} - q_t^* + 0.9\epsilon \right) \right\} \\ & \quad + \frac{1}{J} \sum_{ji \in I_-^c} \left\{ \mathcal{I}_{c,h} \left(\mathbf{X}_{ji}^\top \theta_t^* + e_{tji} - q_t^* \right) - \mathcal{I}_{c,h} \left(\mathbf{X}_{ji}^\top \theta_t^* + e_{tji} - q_t^* + 0.9\epsilon \right) \right\} \\ & \leq \frac{1}{J} \sum_{ji \in I_-} (-1 + 2c) = (-1 + 2c) \frac{1}{J} \sum_{ji} \mathbb{1} \left\{ -0.9\epsilon + h < \mathbf{X}_{ji}^\top \theta_t^* + e_{tji} - q_t^* < -h \right\} \\ & = \{-1 + o(1)\} C_-(\epsilon) . \end{aligned}$$

The inequality in the second line is from (79). The inequality in the third line is from the above results. The equality in the fourth line is from the definition of I . The asymptotic representation in the fifth line is from the rate of c and condition (GC8) where $C_-(\epsilon) = \Theta(J^{-r})$ is the limit of

$J^{-1} \sum_{ji} \mathbb{1}\{-0.9\epsilon + h < \mathbf{X}_{ji}^\top \theta_t^* + e_{tji} - q_t^* < -h\}$ which holds with probability tending to 1. As a result, with probability tending to 1, we obtain a lower bound of $\Phi_2(\theta_t, q_t)$ for $\eta_t \in E_2$ as follows.

$$\Phi_2(\theta_t, q_t) = \frac{1}{J^2} \left[\sum_{ji} \left\{ t_{ji} - \mathcal{I}_{c,h}(\mathbf{X}_{ji}^\top \theta_t + e_{tji} - q_t) \right\} \right]^2 \geq \{1 + o(1)\} \min \left[C_+(\epsilon)^2, C_-(\epsilon)^2 \right]. \quad (80)$$

Combining (75) and (80), we obtain the lower bound of $\Phi(\eta_t)$ for all $\eta_t \in E_1 \cup E_2$ with probability tending to 1.

$$\begin{aligned} \Phi(\eta_t) &= \Phi_1(\theta_t) + \Phi_2(\theta_t, q_t) \\ &= \mathbb{1}\{\eta_t \in E_1\} \left\{ \Phi_1(\theta_t) + \Phi_2(\theta_t, q_t) \right\} + \mathbb{1}\{\eta_t \in E_2\} \left\{ \Phi_1(\theta_t) + \Phi_2(\theta_t, q_t) \right\} \\ &\geq \mathbb{1}\{\eta_t \in E_1\} \Phi_1(\theta_t) + \mathbb{1}\{\eta_t \in E_2\} \Phi_2(\theta_t, q_t) \\ &\geq \{1 + o(1)\} \min \left[M'(J, \epsilon), C_+(\epsilon)^2, C_-(\epsilon)^2 \right]. \end{aligned}$$

Note that $M'(J, \epsilon) \times J^{2r}(\log J)^2$ converges to a finite constant while $C_+(\epsilon)^2 \times J^{2r}(\log J)^2$ and $C_-(\epsilon)^2 \times J^{2r}(\log J)^2$ diverges. This concludes (GC6) under (Linear) with $v_3 = 1$.

D.2.6 Proof of (GC6) under (Logistic)

We define

$$\begin{aligned} \Phi(\eta_t) &= \|\Psi_t(\eta_t)\|^2 \\ &= \underbrace{\frac{1}{J^2} \left\| \sum_{ji} \left\{ (f_t(\mathbf{X}_{ji}; \theta_t) - t_{ji}) \mathbf{X}_{ji} + \lambda \theta_t \right\} \right\|^2}_{\Phi_1(\theta_t)} + \underbrace{\frac{1}{J^2} \left[\sum_{ji} \left\{ t_{ji} - \mathcal{I}_{c,h}(f_t(\mathbf{X}_{ji}; \theta_t) + e_{tji} - q_t) \right\} \right]^2}_{\Phi_2(\theta_t, q_t)} \end{aligned}$$

where $f_t(\mathbf{X}_{ji}; \theta_t) = \{1 + \exp(-\mathbf{X}_{ji}^\top \theta_t)\}^{-1}$. We again define disjoint sets E_1 and E_2 as in (74) with the same K .

We split the cases of $\eta_t \in E_1$ and $\eta_t \in E_2$. First, we consider the case of $\eta_t \in E_1$. Since $L(t_{ji}, f_t(\mathbf{X}_{ji}; \theta_t))$ is λ -strongly convex, $\sum_{ji} L(t_{ji}, f_t(\mathbf{X}_{ji}; \theta_t))$ is $(J\lambda)$ -strongly convex. Therefore,

we have

$$\begin{aligned}
\Phi_1(\theta_t) &= \frac{1}{J^2} \left\| \frac{\partial}{\partial \theta} L(t_{ji}, f_t(\mathbf{X}_{ji}; \theta_t)) - \frac{\partial}{\partial \theta} L(t_{ji}, f_t(\mathbf{X}_{ji}; \theta_t^*)) \right\|^2 \\
&\geq \lambda^2 \|\theta_t - \theta_t^*\|^2 \\
&\geq \lambda^2 \frac{\epsilon^2}{100(K \log J + 1)^2} \\
&= M'(J, \epsilon) \{1 + o(1)\} .
\end{aligned} \tag{81}$$

The first equality is from $\partial L(\theta_t^*)/\partial \theta = 0$. The first inequality is from the property of a strongly convex function; if f is λ -strongly convex, $\|\nabla f(\mathbf{x}) - \nabla f(\mathbf{y})\| \geq \lambda \|\mathbf{x} - \mathbf{y}\|$ for all \mathbf{x}, \mathbf{y} . The second inequality is from $\eta_t \in E_1$. Thus, as in the last line, we have the asymptotic result in the last line with $M'(J, \epsilon) = O(J^{-2r}(\log J)^{-2})$.

Next we consider the case of $\eta_t \in E_2$. From (55) in the proof of (GC4), we establish a bound for $f_t(\mathbf{X}_{ji}; \theta_t) - f_t(\mathbf{X}_{ji}; \theta_t^*)$ as follows

$$\left| f_t(\mathbf{X}_{ji}; \theta_t) - f_t(\mathbf{X}_{ji}; \theta_t^*) \right| \leq K \log J \|\theta_t - \theta_t^*\| . \tag{82}$$

Since (76) and (82) have the same bound for $|f_t(\mathbf{X}_{ji}; \theta_t) - f_t(\mathbf{X}_{ji}; \theta_t^*)|$ in both estimating equations, we can obtain a lower bound of $\Phi_2(\theta_t, q_t)$ for $\eta_t \in E_2$ in a similar manner to the proof under (Linear).

$$\begin{aligned}
\Phi_2(\theta_t, q_t) &= \frac{1}{J^2} \left[\sum_{ji} \left\{ t_{ji} - \mathcal{I}_{c,h}(f_t(\mathbf{X}_{ji}; \theta_t) + e_{tji} - q_t) \right\} \right]^2 \\
&\geq \{1 + o(1)\} \min \left[C_+(\epsilon)^2, C_-(\epsilon)^2 \right] .
\end{aligned} \tag{83}$$

Combining (81) and (83), we obtain the lower bound of $\Phi(\eta_t)$ for all $\eta_t \in E_1 \cup E_2$ with probability

tending to 1.

$$\begin{aligned}
\Phi(\eta_t) &= \Phi_1(\theta_t) + \Phi_2(\theta_t, q_t) \\
&= \mathbb{1}\{\eta_t \in E_1\} \left\{ \Phi_1(\theta_t) + \Phi_2(\theta_t, q_t) \right\} + \mathbb{1}\{\eta_t \in E_2\} \left\{ \Phi_1(\theta_t) + \Phi_2(\theta_t, q_t) \right\} \\
&\geq \mathbb{1}\{\eta_t \in E_1\} \Phi_1(\theta_t) + \mathbb{1}\{\eta_t \in E_2\} \Phi_2(\theta_t, q_t) \\
&\geq \{1 + o(1)\} \min \left[M'(J, \epsilon), C_+(\epsilon)^2, C_-(\epsilon)^2 \right].
\end{aligned}$$

Note that $M'(J, \epsilon) \times J^{2r}(\log J)^2$ converges to a finite constant while $C_+(\epsilon)^2 \times J^{2r}(\log J)^2$ and $C_-(\epsilon)^2 \times J^{2r}(\log J)^2$ diverges. This concludes (GC6) under (Logistic) with $v_3 = 1$.

D.2.7 Proof of (GC7)

We prove condition (GC7). If $\eta_t \in \mathcal{E}^\circ \setminus \mathcal{E}'$, η_t satisfies either $\theta_t \in \mathcal{E}_\theta^\circ \setminus \mathcal{E}'_\theta$ (i.e., $\tilde{f}_t(\mathbf{X}_{ji}; \theta_t^*)$ is not constant across ji) or $\tilde{f}_t(\mathbf{X}_{ji}; \theta_t) \neq q_t$ while $\tilde{f}_t(\mathbf{X}_{ji}; \theta_t)$ is constant across ji . First, we consider the case of $\theta_t \in \mathcal{E}_\theta^\circ \setminus \mathcal{E}'_\theta$. Since q_t is chosen as an interior points of \mathcal{E}_q° , we have $[q_t - |d_J|, q_t + |d_J|] \subset \mathcal{E}_q$ for sufficiently large J . Therefore, the quantity in condition (GC7) is

$$\begin{aligned}
\frac{1}{J} \sum_{ji} \mathbb{1}\{|\tilde{f}_t(\mathbf{X}_{ji}; \theta_t) - q_t| < |d_J|\} &\leq \frac{N}{J} \left\{ G_t(q_t + |d_J|; J, \theta_t) - G_t(q_t - |d_J|; J, \theta_t) \right\} \\
&\leq \frac{N}{J} 2\mu_t(J, \theta_t)|d_J| = O(|d_J|).
\end{aligned}$$

The first inequality is from $N^{-1} \sum_{ji} \mathbb{1}\{\tilde{f}_t(\mathbf{X}_{ji}; \theta_t) - q_t < v\} \leq N^{-1} \sum_{ji} \mathbb{1}\{\tilde{f}_t(\mathbf{X}_{ji}; \theta_t) - q_t \leq v\} = G_t(q_t + v; J, \theta_t)$. The second inequality is from condition (iv)-(a) of Assumption A.2. The last asymptotic representation is from $N/J = O(1)$ and $\mu_t(J, \theta_t) = O(1)$.

Second, we consider the case of $\tilde{f}_t(\mathbf{X}_{ji}; \theta_t) \neq q_t$ while $\tilde{f}_t(\mathbf{X}_{ji}; \theta_t)$ is constant across ji as $\tilde{f}_t(\mathbf{X}_{ji}; \theta_t) \equiv f \in \mathbb{R}$. Then, we find the quantity in condition (GC7) is

$$\frac{1}{J} \sum_{ji} \mathbb{1}\{|\tilde{f}_t(\mathbf{X}_{ji}; \theta_t) - q_t| < |d_J|\} = \frac{1}{J} \sum_{ji} \mathbb{1}\{|f - q| < |d_J|\} \leq M \mathbb{1}\{|f - q| < |d_J|\} = O(|d_J|)$$

This concludes condition (GC7).

D.2.8 Proof of (GC8)

We only show the first result of (GC8); the second result can be proven in similar manner. Let $[q_L, q_U]$ be a neighborhood of q_t^* in condition (iv)-(b) of Assumption A.2. For sufficiently large J , we obtain $[q_t^* + e_J, q_t^* + e'_J] \subset \mathcal{E}_q^\circ$. Therefore, we obtain

$$\begin{aligned} \frac{1}{J} \sum_{ji} \mathbb{1}\{e_J \leq \tilde{f}_t(\mathbf{X}_{ji}; \theta_t^*) - q_t^* \leq e'_J\} &= \frac{N}{J} \left\{ G_t(e'_J + q_t^*; J, \theta_t^*) - G_t(e_J + q_t^*; J, \theta_t^*) + O(J^{-1}) \right\} \\ &\leq \frac{N}{J} \mu_t(J, \theta_t^*) |e'_J - e_J| + O(J^{-1}) \\ &= O(|e'_J - e_J|) + O(J^{-1}) \\ &= O(J^{-r}) . \end{aligned}$$

The first equality is from $N^{-1} \sum_{ji} \mathbb{1}\{\tilde{f}_t(\mathbf{X}_{ji}; \theta_t^*) - q_t^* < v\} = N^{-1} \sum_{ji} \mathbb{1}\{\tilde{f}_t(\mathbf{X}_{ji}; \theta_t^*) - q_t^* \leq v\} + O(J^{-1}) = G_t(v + q_t^*; J, \theta_t^*) + O(J^{-1})$. The second inequality is from condition (iv)-(a) of Assumption A.2. The last asymptotic representation is from $N/J = O(1)$ and $\mu_t(J, \theta_t^*) = O(1)$.

For sufficiently large J , we obtain $[q_t^* + e_J, q_t^* + e'_J] \subset [q_L, q_U]$ where $[q_L, q_U]$ is the neighborhood of q_t^* satisfying condition (iv)-(b) of Assumption A.2. Thus, we find that

$$\begin{aligned} \frac{1}{J} \sum_{ji} \mathbb{1}\{e_J \leq \tilde{f}_t(\mathbf{X}_{ji}; \theta_t^*) - q_t^* \leq e'_J\} &= \frac{N}{J} \left\{ G_t(e'_J + q_t^*; J, \theta_t^*) - G_t(e_J + q_t^*; J, \theta_t^*) + O(J^{-1}) \right\} \\ &\geq \frac{N}{J} \kappa_J |e'_J - e_J| + O(J^{-1}) \\ &= \frac{N}{J} \{\kappa + o(1)\} |e'_J - e_J| + O(J^{-1}) \\ &\geq \kappa' J^{-r} . \end{aligned}$$

The first and second lines are obtained by the similar steps above. The third line is from condition (iv)-(b) of Assumption A.2. The last line holds for some $\kappa' > 0$ when J is sufficiently large. This concludes condition (GC8).

D.3 Proof of Lemma A.3

First, we prove the result about $\widehat{\eta}_{\text{NT}}$. We define a set $\mathcal{S}(\eta_{\text{NT}}^*, r) = \{\eta_{\text{NT}} \mid \|\eta_{\text{NT}} - \eta_{\text{NT}}^*\| \geq r\}$ ($r \geq 0$), which is compact. Therefore, there exists $\eta_{\text{NT}}(r) \in \mathcal{S}(\eta_{\text{NT}}^*, r)$ such that

$$m_J(r) = \inf_{\eta_{\text{NT}} \in \mathcal{S}(\eta_{\text{NT}}^*, r)} \Phi(\eta_{\text{NT}}) = \min_{\eta_{\text{NT}} \in \mathcal{S}(\eta_{\text{NT}}^*, r)} \Phi(\eta_{\text{NT}}) = \Phi(\eta_{\text{NT}}(r))$$

where $\Phi(\eta_{\text{NT}}) = \|\Psi_{\text{NT}}(\eta_{\text{NT}}; J)\|^2$; i.e.,

$$\Phi(\eta_{\text{NT}}) = \frac{1}{J^2} \left[\underbrace{\left\| \sum_{ji} \nabla_{\theta} L(\text{NT}_{ji}, f_{\text{NT}}(\mathbf{X}_{ji}; \theta_{\text{NT}})) \right\|^2}_{\Phi_1(\theta_{\text{NT}})} + \underbrace{\left[\sum_{ji} \left\{ \text{NT}_{ji} - \mathcal{I}_{c,h}(\tilde{f}_{\text{NT}}(\mathbf{X}_{ji}; \theta_{\text{NT}}) - q_{\text{NT}}) \right\} \right]^2}_{\Phi_2(\theta_{\text{NT}}, q_{\text{NT}})} \right].$$

Note that $m_J(0) = 0$ where the minimum is achieved at η_{NT}^* because $\mathcal{S}(\eta_{\text{NT}}^*, 0) = \mathcal{E}$.

The derivative of $\Phi(\eta_{\text{NT}})$ with respect to η is

$$\begin{aligned} & \frac{\partial}{\partial \eta} \Phi(\eta_{\text{NT}}) \\ &= \frac{2}{J^2} \left[\begin{array}{l} \left[\sum_{ji} \nabla_{\theta}^2 L(\text{NT}_{ji}, f_{\text{NT}}(\mathbf{X}_{ji}; \theta_{\text{NT}})) \right] \Phi_1(\theta_{\text{NT}}) - \left[\sum_{ji} \mathcal{I}'_{c,h}(\tilde{f}_{\text{NT}}(\mathbf{X}_{ji}; \theta_{\text{NT}}) - q_{\text{NT}}) \{ \nabla_{\theta} f_{\text{NT}}(\mathbf{X}_{ji}; \theta_{\text{NT}}) \} \right] \Phi_2(\theta_{\text{NT}}, q_{\text{NT}}) \\ \left[\sum_{ji} \mathcal{I}'_{c,h}(\tilde{f}_{\text{NT}}(\mathbf{X}_{ji}; \theta_{\text{NT}}) - q_{\text{NT}}) \right] \Phi_2(\theta_{\text{NT}}, q_{\text{NT}}) \end{array} \right]. \end{aligned}$$

Here $\nabla_{\theta}^2 L$ is the Hessian of L with respect to θ and $\mathcal{I}'_{c,h}$ is the derivative of $\mathcal{I}_{c,h}$ which is given by

$$\mathcal{I}'_{c,h}(t) = \begin{cases} \frac{1-2c}{2h} \exp \left\{ -\frac{1-2c}{2ch}(t-h) \right\} & \text{if } h \leq t \\ \frac{1-2c}{2h} & \text{if } -h \leq t \leq h \\ \frac{1-2c}{2h} \exp \left\{ \frac{1-2c}{2ch}(t+h) \right\} & \text{if } t \leq -h \end{cases}. \quad (84)$$

Note that $\Phi(\eta_{\text{NT}})$ is continuously differentiable for all η_{NT} in \mathcal{E}° , the interior of \mathcal{E} . Combining the compactness of $\mathcal{S}(\eta_{\text{NT}}^*, r_0)$ for any $r_0 \geq 0$ and the continuity of $\Phi(\eta_{\text{NT}})$, we obtain the continuity of $m_J(r)$.

$$\lim_{r \rightarrow r_0} m_J(r) = \min_{\eta_{\text{NT}} \in \mathcal{S}(\eta_{\text{NT}}^*, r_0)} \Phi(\eta_{\text{NT}}) = m_J(r_0).$$

Taking $r_0 = 0$ gives $\lim_{r \rightarrow 0} m_J(r) = 0$. Therefore, we can take $\mathcal{S}(\eta_{\text{NT}}^*, r)$ so that $m_J(r)$ is arbitrarily close to zero.

Next we study stationary points of $\Phi(\eta_{\text{NT}})$. Since $\mathcal{I}'_{c,h}(t)$ is positive for all t , $\partial\Phi(\eta_{\text{NT}})/\partial\eta = 0$ implies that $\Phi_2(\theta_{\text{NT}}, q_{\text{NT}})$ is zero from the identity of the second component. Moreover, $\Phi_1(\theta_{\text{NT}})$ is also zero because $\sum_{ji} \nabla_{\theta}^2 L(\text{NT}_{ji}, f_{\text{NT}}(\mathbf{X}_{ji}; \theta_{\text{NT}}))$ is invertible from (GC3). This implies that the unique stationary point is η_{NT}^* because η_{NT}^* is the unique solution to $\Phi_1(\theta_{\text{NT}}) = 0$ and $\Phi_2(\theta_{\text{NT}}, q_{\text{NT}}) = 0$.

We fix a sufficiently small constant $\epsilon > 0$ so that $\{\eta_{\text{NT}} \mid \|\eta_{\text{NT}} - \eta_{\text{NT}}^*\| < \epsilon\} \subset \mathcal{E}$. There is no local minimum of $\Phi(\eta_{\text{NT}})$ in $\mathcal{S}^\circ(\eta_{\text{NT}}^*, \epsilon)$, the interior of $\mathcal{S}(\eta_{\text{NT}}^*, \epsilon)$, because every points in $\mathcal{S}^\circ(\eta_{\text{NT}}^*, \epsilon)$ is a non-stationary point. This implies that the local minimum of $\Phi(\eta_{\text{NT}})$ must be in the boundary of $\mathcal{S}(\eta_{\text{NT}}^*, \epsilon)$, which is equivalent to $\{\eta_{\text{NT}} \mid \|\eta_{\text{NT}} - \eta_{\text{NT}}^*\| = \epsilon\} \cup \partial\mathcal{E}$ where $\partial\mathcal{E}$ is the boundary of \mathcal{E} . Note that $\min_{\eta_{\text{NT}} \in \partial\mathcal{E}} \Phi(\eta_{\text{NT}}) > 0$ due to the uniqueness of η_{NT}^* . From the continuity of $m_J(r)$, we have $m_J(r) \rightarrow 0$ as $r \rightarrow 0$. Therefore, we may take sufficiently small ϵ to have the minimum in the set $\{\eta_{\text{NT}} \mid \|\eta_{\text{NT}} - \eta_{\text{NT}}^*\| = \epsilon\}$; i.e.,

$$m_J(\epsilon) = \min_{\eta_{\text{NT}} \in \mathcal{S}(\eta_{\text{NT}}^*, \epsilon)} \Phi(\eta_{\text{NT}}) = \min \left\{ \min_{\eta_{\text{NT}}: \|\eta_{\text{NT}} - \eta_{\text{NT}}^*\| = \epsilon} \Phi(\eta_{\text{NT}}), \min_{\eta_{\text{NT}} \in \partial\mathcal{E}} \Phi(\eta_{\text{NT}}) \right\} = \min_{\eta_{\text{NT}}: \|\eta_{\text{NT}} - \eta_{\text{NT}}^*\| = \epsilon} \Phi(\eta_{\text{NT}}).$$

By (GC6), we find $m_J(\epsilon) \geq B(J, \epsilon)^2$ where $B(J, \epsilon) = \Theta(J^{-r}(\log J)^{-v_3})$. Therefore, the event $\{\|\eta_{\text{NT}} - \eta_{\text{NT}}^*\| > \epsilon\}$ is contained in the event $\{\|\Psi_{\text{NT}}(\widehat{\eta}_{\text{NT}}; J)\| \geq B(J, \epsilon)\}$ and, as a result,

$$P\left\{\|\widehat{\eta}_{\text{NT}} - \eta_{\text{NT}}^*\| > \epsilon \mid \tilde{\mathcal{F}}_J, \mathcal{Z}_J\right\} \leq P\left\{\|\Psi_{\text{NT}}(\widehat{\eta}_{\text{NT}}; J)\| \geq B(J, \epsilon) \mid \tilde{\mathcal{F}}_J, \mathcal{Z}_J\right\}. \quad (85)$$

Thus, it suffices to show the right-hand side of (85) converges to zero as $J \rightarrow \infty$. Suppose the following condition holds for any fixed constant $\xi > 0$.

$$\lim_{J \rightarrow \infty} P\left\{\sup_{\eta_{\text{NT}} \in \mathcal{E}^\circ} \{J^r (\log J)^{v_3}\} \|\Psi_{\text{NT}}(\eta_{\text{NT}}; J) - \widehat{\Psi}_{\text{NT}}(\eta_{\text{NT}}; J)\| > \xi + o(1) \mid \tilde{\mathcal{F}}_J, \mathcal{Z}_J\right\} = 0. \quad (86)$$

Then, we have the following result as $J \rightarrow \infty$.

$$\begin{aligned}
& P\left\{\|\Psi_{\text{NT}}(\widehat{\eta}_{\text{NT}}; J)\| \geq B(J, \epsilon) \mid \tilde{\mathcal{F}}_J, \mathcal{Z}_J\right\} \\
& \leq P\left\{\{J^r(\log J)^{v_3}\}\|\Psi_{\text{NT}}(\widehat{\eta}_{\text{NT}}; J) - \widehat{\Psi}_{\text{NT}}(\widehat{\eta}_{\text{NT}}; J)\| \geq B_L + o(1) \mid \tilde{\mathcal{F}}_J, \mathcal{Z}_J\right\} \\
& \leq P\left\{\sup_{\eta_{\text{NT}} \in \mathcal{E}} \{J^r(\log J)^{v_3}\}\|\Psi_{\text{NT}}(\eta_{\text{NT}}; J) - \widehat{\Psi}_{\text{NT}}(\eta_{\text{NT}}; J)\| > B_L + o(1) \mid \tilde{\mathcal{F}}_J, \mathcal{Z}_J\right\} \\
& = P\left\{\sup_{\eta_{\text{NT}} \in \mathcal{E}^\circ} \{J^r(\log J)^{v_3}\}\|\Psi_{\text{NT}}(\eta_{\text{NT}}; J) - \widehat{\Psi}_{\text{NT}}(\eta_{\text{NT}}; J)\| > B_L + o(1) \mid \tilde{\mathcal{F}}_J, \mathcal{Z}_J\right\} \\
& \rightarrow 0
\end{aligned}$$

where $B_L > 0$ is the limit inferior of $\{J^r(\log J)^{v_3}\}B(J, \epsilon)$. The equality in the first line is from the definition of $\widehat{\eta}_{\text{NT}}$, i.e., $\widehat{\Psi}_{\text{NT}}(\widehat{\eta}_{\text{NT}}; J) = 0$. The inequality in the second line is trivial. The equality in the third line is from the continuity of $\|\Psi_{\text{NT}}(\eta_{\text{NT}}; J) - \widehat{\Psi}_{\text{NT}}(\eta_{\text{NT}}; J)\|$ and the compactness of \mathcal{E} . The convergence to zero in the third line is from (86). Therefore, in conjunction with (85), we have the results of the theorem.

$$P\left\{\|\widehat{\eta}_{\text{NT}} - \eta_{\text{NT}}^*\| > \epsilon \mid \tilde{\mathcal{F}}_J, \mathcal{Z}_J\right\} \rightarrow 0 \text{ as } J \rightarrow \infty.$$

To conclude the proof, we show that (86) holds. Let δ be a fixed constant satisfying $1/2 < \delta < 1 - 2r < 1$. Since \mathcal{E} is compact, we can partition \mathcal{E} into $\lceil J^\delta \rceil$ subsets such that

$$\mathcal{E} = \bigcup_{k=1}^{\lceil J^\delta \rceil} \mathcal{E}_k$$

where \mathcal{E}_k satisfies that $\|\eta_k - \eta'_k\| \leq \|\bar{\eta}_J\|$ for all $\eta_k, \eta'_k \in \mathcal{E}_k$. For any $\eta_k \in \mathcal{E}_k$ ($k = 1, \dots, \lceil J^\delta \rceil$), we have

$$\begin{aligned}
& \sup_{\eta_{\text{NT}} \in \mathcal{E}^\circ} \{J^r(\log J)^{v_3}\}\|\Psi_{\text{NT}}(\eta_{\text{NT}}; J) - \widehat{\Psi}_{\text{NT}}(\eta_{\text{NT}}; J)\| \tag{87} \\
& \leq \max_k \{J^r(\log J)^{v_3}\}\|\Psi_{\text{NT}}(\eta_k; J) - \widehat{\Psi}_{\text{NT}}(\eta_k; J)\| \\
& \quad + \max_k \sup_{\eta_{\text{NT}} \in \mathcal{E}_k^\circ} \{J^r(\log J)^{v_3}\}\|\{\Psi_{\text{NT}}(\eta_{\text{NT}}; J) - \widehat{\Psi}_{\text{NT}}(\eta_{\text{NT}}; J)\} - \{\Psi_{\text{NT}}(\eta_k; J) - \widehat{\Psi}_{\text{NT}}(\eta_k; J)\}\|.
\end{aligned}$$

We study the first term of the right-hand side of (87). From (GC4), the variance of $\widehat{\Psi}_{\text{NT}}(\eta_k; J) -$

$\Psi_{\text{NT}}(\eta_k; J)$ given a population $\tilde{\mathcal{F}}_J$ is represented by

$$\begin{aligned} & \text{Var}\{\Psi_{\text{NT}}(\eta_k; J) - \widehat{\Psi}_{\text{NT}}(\eta_k; J) \mid \tilde{\mathcal{F}}_J, \mathcal{Z}_J\} \\ &= \frac{(J-m)}{mJ(J-1)} \sum_{j=1}^J \{\psi_{\text{NT},j}(\eta_k) - \Psi_{\text{NT}}(\eta_k; J)\} \{\psi_{\text{NT},j}(\eta_k) - \Psi_{\text{NT}}(\eta_k; J)\}^\top = O(J^{-1}(\log J)^{2v_1}). \end{aligned}$$

Therefore, we have the following result by the Chebyshev's inequality.

$$\begin{aligned} & P\left\{ \max_k \{J^r(\log J)^{v_3}\} \|\Psi_{\text{NT}}(\eta_k; J) - \widehat{\Psi}_{\text{NT}}(\eta_k; J)\| > \xi + o(1) \mid \tilde{\mathcal{F}}_J, \mathcal{Z} \right\} \\ & \leq \frac{J^{2r}(\log J)^{2v_3}}{\{\xi + o(1)\}^2} \sum_{k=1}^{\lceil J^\delta \rceil} \text{Var}\{\Psi_{\text{NT}}(\eta_k; J) - \widehat{\Psi}_{\text{NT}}(\eta_k; J) \mid \mathcal{F}_J, \mathcal{Z}_J\} \\ & = O(J^{\delta+2r-1}(\log J)^{2v_1+2v_3}) = o(1). \end{aligned}$$

The last asymptotic representation is from $\delta + 2r - 1 < 0$. This concludes that the first term of the right-hand side of (87) is $o_P(1)$.

Next we study the second term of the right hand side of (87). From (GC1), we get $1 - Z_j \cdot J/m \in [1 - c^{-1}, 1]$ for all j . Thus, we have

$$\begin{aligned} & \max_k \sup_{\eta_{\text{NT}} \in \mathcal{E}_k^\circ} \{J^r(\log J)^{v_3}\} \|\{\Psi_{\text{NT}}(\eta_{\text{NT}}; J) - \widehat{\Psi}_{\text{NT}}(\eta_{\text{NT}}; J)\} - \{\Psi_{\text{NT}}(\eta_k; J) - \widehat{\Psi}_{\text{NT}}(\eta_k; J)\}\| \\ &= \max_k \sup_{\eta_{\text{NT}} \in \mathcal{E}_k^\circ} \{J^r(\log J)^{v_3}\} \left\| \frac{1}{J} \sum_{j=1}^J \left(1 - \frac{Z_j J}{m}\right) \{\psi_{\text{NT},j}(\eta_{\text{NT}}) - \psi_{\text{NT},j}(\eta_k)\} \right\| \\ &= \left|1 - Z_j \frac{J}{m}\right| \cdot \max_k \sup_{\eta_{\text{NT}} \in \mathcal{E}_k^\circ} \frac{J^r(\log J)^{v_3}}{J} \sum_{j=1}^J \|\psi_{\text{NT},j}(\eta_{\text{NT}}) - \psi_{\text{NT},j}(\eta_k)\| \\ &\leq \max(c^{-1} - 1, 1) \cdot \sup_{\eta_{\text{NT}} \in \mathcal{E}^\circ} \frac{J^r(\log J)^{v_3}}{J} \sum_{j=1}^J \|\psi_{\text{NT},j}(\eta_{\text{NT}}) - \psi_{\text{NT},j}(\eta_k)\| \\ &\leq \max(c^{-1} - 1, 1) \cdot O(J^{r-1/2}(\log J)^{v_2+v_3}). \end{aligned}$$

The first equality is from the definition of $\widehat{\Psi}_{\text{NT}}(\cdot; J)$ and $\Psi_{\text{NT}}(\cdot; J)$. The second equality is trivial. The inequality in the fourth line is from the boundedness of $1 - Z_j \cdot J/m$ and the relationship between \mathcal{E}° and \mathcal{E}_k° . The last inequality is from (GC5) because we have $\|\eta_{\text{NT}} - \eta_k\| \leq \|\bar{\eta}_J\| = O(J^{-1/2})$ for any $\eta \in \mathcal{E}_k^\circ$ from the construction of \mathcal{E}_k . This concludes that the second term of the right-hand side

of (87) is $o(1)$. Therefore, we obtain (86) is $o_P(1)$.

$$\begin{aligned}
& \sup_{\eta_{\text{NT}} \in \mathcal{E}^\circ} \{J^r (\log J)^{v_3}\} \|\Psi_{\text{NT}}(\eta_{\text{NT}}; J) - \widehat{\Psi}_{\text{NT}}(\eta_{\text{NT}}; J)\| \\
& \leq \max_k \{J^r (\log J)^{v_3}\} \|\Psi_{\text{NT}}(\eta_k; J) - \widehat{\Psi}_{\text{NT}}(\eta_k; J)\| \\
& \quad + \max_k \sup_{\eta_{\text{NT}} \in \mathcal{E}_k^\circ} \{J^r (\log J)^{v_3}\} \|\{\Psi_{\text{NT}}(\eta_{\text{NT}}; J) - \widehat{\Psi}_{\text{NT}}(\eta_{\text{NT}}; J)\} - \{\Psi_{\text{NT}}(\eta_k; J) - \widehat{\Psi}_{\text{NT}}(\eta_k; J)\}\| \\
& = o_P(1) .
\end{aligned}$$

This concludes the proof about the consistency of $\widehat{\eta}_{\text{NT}}$. The consistency of $\widehat{\eta}_{\text{AT}}$ can be shown in a similar manner.

Next we prove the consistency of $\widehat{\eta}_{\text{CO}}$. First, we find the randomized transformation of CO is consistent as follows.

$$\begin{aligned}
& \left\| \widetilde{f}_{\text{CO}}(\mathbf{X}_{ji}; \widehat{\theta}_{\text{CO}}) - \widetilde{f}_{\text{CO}}(\mathbf{X}_{ji}; \theta_{\text{CO}}^*) \right\| \\
& = \left\| f_{\text{CO}}(\mathbf{X}_{ji}; \widehat{\theta}_{\text{CO}}) - f_{\text{CO}}(\mathbf{X}_{ji}; \theta_{\text{CO}}^*) \right\| \\
& \leq O(\log J) \cdot \|\widehat{\theta}_{\text{CO}} - \theta_{\text{CO}}^*\| \\
& \leq O(\log J) \cdot \left\{ \|\widehat{w}_{\text{NT}} - w_{\text{NT}}^*\| + \|\widehat{w}_{\text{AT}} - w_{\text{AT}}^*\| + \|\widehat{\theta}_{\text{NT}} - \theta_{\text{NT}}^*\| + \|\widehat{\theta}_{\text{AT}} - \theta_{\text{AT}}^*\| \right\} \\
& = O_P(J^{-1/2} \log J) + O_P(J^{-r} \log J) , \quad r \in (0, 1/4) .
\end{aligned}$$

The first equality holds from $\widetilde{f}_t(\mathbf{X}_{ji}; \theta_t) = f_t(\mathbf{X}_{ji}; \theta_t) + \epsilon_{tji}$. The inequality in the second line holds from (GC4). The inequality in the third line holds from $\theta_{\text{CO}} = (w_{\text{NT}}, w_{\text{AT}}, \theta_{\text{NT}}, \theta_{\text{AT}})$ and the triangle inequality. The last line holds from the convergence rate of \widehat{w}_{NT} , \widehat{w}_{AT} , $\widehat{\theta}_{\text{NT}}$, and $\widehat{\theta}_{\text{AT}}$.

Let $\widetilde{q}_{\text{CO}}$ be the solution to

$$\widetilde{q}_{\text{CO}} \text{ solves } \sum_{ji} \mathcal{I}_{c,h}(\widetilde{f}_{\text{CO}}(\mathbf{X}_{ji}; \theta_{\text{CO}}^*) - \widetilde{q}_{\text{CO}}) = \widehat{N}_{\text{CO}} = N - \widehat{N}_{\text{NT}} - \widehat{N}_{\text{AT}} .$$

Let B_J be the quantity that satisfy $B_J = O(J^{-r}(\log J))$ and

$$\left\| \widetilde{f}_{\text{CO}}(\mathbf{X}_{ji}; \widehat{\theta}_{\text{CO}}) - \widetilde{f}_{\text{CO}}(\mathbf{X}_{ji}; \theta_{\text{CO}}^*) \right\| \leq B_J .$$

Due to the increasing property of $\mathcal{I}_{c,h}$, we find

$$\sum_{ji} \mathcal{I}_{c,h}(\tilde{f}_{\text{CO}}(\mathbf{X}_{ji}; \theta_{\text{CO}}^*) - B_J - q) \leq \sum_{ji} \mathcal{I}_{c,h}(\tilde{f}_{\text{CO}}(\mathbf{X}_{ji}; \hat{\theta}_{\text{CO}}) - B_J - q) \leq \sum_{ji} \mathcal{I}_{c,h}(\tilde{f}_{\text{CO}}(\mathbf{X}_{ji}; \theta_{\text{CO}}^*) + B_J - q) .$$

Since all three functions are decreasing in q , we find the solutions to the following three equations have the following relationships.

$$\left. \begin{array}{l} \tilde{q}_{\text{CO}} \pm B_J \text{ solves } \sum_{ji} \mathcal{I}_{c,h}(\tilde{f}_{\text{CO}}(\mathbf{X}_{ji}; \theta_{\text{CO}}^*) \pm B_J - q) = \hat{N}_{\text{CO}} \\ \hat{q}_{\text{CO}} \text{ solves } \sum_{ji} \mathcal{I}_{c,h}(\tilde{f}_{\text{CO}}(\mathbf{X}_{ji}; \hat{\theta}_{\text{CO}}) - q) = \hat{N}_{\text{CO}} \end{array} \right\} \Rightarrow \tilde{q}_{\text{CO}} - B_J \leq \hat{q}_{\text{CO}} \leq \tilde{q}_{\text{CO}} + B_J .$$

This implies $|\tilde{q}_{\text{CO}} - \hat{q}_{\text{CO}}| = O_P(J^{-r} \log J)$, $r \in (0, 1/4)$.

Let $H(q)$ be

$$H(q) = \sum_{ji} \left\{ \mathcal{I}_{c,h}(\tilde{f}_{\text{CO}}(\mathbf{X}_{ji}; \theta_{\text{CO}}^*) - q) - \mathcal{I}_{c,h}(\tilde{f}_{\text{CO}}(\mathbf{X}_{ji}; \theta_{\text{CO}}^*) - q_{\text{CO}}^*) \right\} .$$

Since q_{CO}^* solves the equation $\sum_{ji} \mathcal{I}_{c,h}(\tilde{f}_{\text{CO}}(\mathbf{X}_{ji}; \theta_{\text{CO}}^*) - q) = N_{\text{CO}}$, we find

$$H(\tilde{q}_{\text{CO}}) = \sum_{ji} \left\{ \mathcal{I}_{c,h}(\tilde{f}_{\text{CO}}(\mathbf{X}_{ji}; \theta_{\text{CO}}^*) - \tilde{q}_{\text{CO}}) - \mathcal{I}_{c,h}(\tilde{f}_{\text{CO}}(\mathbf{X}_{ji}; \theta_{\text{CO}}^*) - q_{\text{CO}}^*) \right\} = \hat{N}_{\text{CO}} - N_{\text{CO}} .$$

Since $\mathcal{I}_{c,h}$ is strictly decreasing in its argument, q_{CO}^* is the unique solution to $H(q_{\text{CO}}^*) = 0$. From Assumption (GC8), we have $\Theta(|q_2 - q_1|J)$ units having $q_1 \leq \tilde{f}_{\text{CO}}(\mathbf{X}_{ji}; \theta_{\text{CO}}^*) \leq q_2$ where there exists an interval $[q_L, q_U]$ satisfying $(q_1, q_2) \subset [q_L, q_U]$ and $q_{\text{CO}}^* \in [q_L, q_U]$.

Suppose \tilde{q}_{CO} does not converge to q_{CO}^* in probability, i.e., $|\tilde{q}_{\text{CO}} - q_{\text{CO}}^*| \geq C$ for some $C > 0$ with positive probability. Without loss of generality, let $\tilde{q}_{\text{CO}} \leq q_{\text{CO}}^* - C$. This implies

$$\mathcal{I}_{c,h}(\tilde{f}_{\text{CO}}(\mathbf{X}_{ji}; \theta_{\text{CO}}^*) - \tilde{q}_{\text{CO}}) - \mathcal{I}_{c,h}(\tilde{f}_{\text{CO}}(\mathbf{X}_{ji}; \theta_{\text{CO}}^*) - q_{\text{CO}}^*) > 0 .$$

By taking small enough C , we can have $(q_{\text{CO}}^* - C, q_{\text{CO}}^* + C) \in [q_L, q_U]$. From the previous result, there are $\Theta(J)$ units satisfying $\tilde{f}_{\text{CO}}(\mathbf{X}_{ji}; \theta_{\text{CO}}^*) \in (q_{\text{CO}}^* - C/2, q_{\text{CO}}^* + C/2)$. These individuals satisfy

$$\mathcal{I}_{c,h}(\tilde{f}_{\text{CO}}(\mathbf{X}_{ji}; \theta_{\text{CO}}^*) - \tilde{q}_{\text{CO}}) \geq \mathcal{I}_{c,h}(\tilde{f}_{\text{CO}}(\mathbf{X}_{ji}; \theta_{\text{CO}}^*) + C - q_{\text{CO}}^*) \geq \mathcal{I}_{c,h}(C/2) \geq 1 - c \quad \text{if } C/2 \geq h .$$

The last inequality holds from the form of $\mathcal{I}_{c,h}$ with parameters $c = \Theta((\log J)^{-1})$ and $h = \Theta(J^{-1})$.

Thus, the last inequality holds as $J \rightarrow \infty$. Thus, we have

$$\begin{aligned}
& H(\tilde{q}_{\text{CO}}) \\
&= \sum_{ji} \left\{ \mathcal{I}_{c,h}(\tilde{f}_{\text{CO}}(\mathbf{X}_{ji}; \theta_{\text{CO}}^*) - \tilde{q}_{\text{CO}}) - \mathcal{I}_{c,h}(\tilde{f}_{\text{CO}}(\mathbf{X}_{ji}; \theta_{\text{CO}}^*) - q_{\text{CO}}^*) \right\} \\
&= \sum_{ji} \mathbb{1} \left\{ \tilde{f}_{\text{CO}}(\mathbf{X}_{ji}; \theta_{\text{CO}}^*) \leq q_{\text{CO}}^* - \frac{C}{2} \right\} \left\{ \mathcal{I}_{c,h}(\tilde{f}_{\text{CO}}(\mathbf{X}_{ji}; \theta_{\text{CO}}^*) - \tilde{q}_{\text{CO}}) - \mathcal{I}_{c,h}(\tilde{f}_{\text{CO}}(\mathbf{X}_{ji}; \theta_{\text{CO}}^*) - q_{\text{CO}}^*) \right\} \\
&\quad + \sum_{ji} \mathbb{1} \left\{ \tilde{f}_{\text{CO}}(\mathbf{X}_{ji}; \theta_{\text{CO}}^*) \in (q_{\text{CO}}^* - \frac{C}{2}, q_{\text{CO}}^* + \frac{C}{2}) \right\} \left\{ \mathcal{I}_{c,h}(\tilde{f}_{\text{CO}}(\mathbf{X}_{ji}; \theta_{\text{CO}}^*) - \tilde{q}_{\text{CO}}) - \mathcal{I}_{c,h}(\tilde{f}_{\text{CO}}(\mathbf{X}_{ji}; \theta_{\text{CO}}^*) - q_{\text{CO}}^*) \right\} \\
&\quad + \sum_{ji} \mathbb{1} \left\{ \tilde{f}_{\text{CO}}(\mathbf{X}_{ji}; \theta_{\text{CO}}^*) \geq q_{\text{CO}}^* + \frac{C}{2} \right\} \left\{ \mathcal{I}_{c,h}(\tilde{f}_{\text{CO}}(\mathbf{X}_{ji}; \theta_{\text{CO}}^*) - \tilde{q}_{\text{CO}}) - \mathcal{I}_{c,h}(\tilde{f}_{\text{CO}}(\mathbf{X}_{ji}; \theta_{\text{CO}}^*) - q_{\text{CO}}^*) \right\} \\
&\geq \sum_{ji} \mathbb{1} \left\{ \tilde{f}_{\text{CO}}(\mathbf{X}_{ji}; \theta_{\text{CO}}^*) \in (q_{\text{CO}}^* - \frac{C}{2}, q_{\text{CO}}^* + \frac{C}{2}) \right\} \left\{ \mathcal{I}_{c,h}(\tilde{f}_{\text{CO}}(\mathbf{X}_{ji}; \theta_{\text{CO}}^*) - \tilde{q}_{\text{CO}}) - \mathcal{I}_{c,h}(\tilde{f}_{\text{CO}}(\mathbf{X}_{ji}; \theta_{\text{CO}}^*) - q_{\text{CO}}^*) \right\} \\
&\geq (1-c) \sum_{ji} \mathbb{1} \left\{ \tilde{f}_{\text{CO}}(\mathbf{X}_{ji}; \theta_{\text{CO}}^*) \in (q_{\text{CO}}^* - \frac{C}{2}, q_{\text{CO}}^* + \frac{C}{2}) \right\} \quad \text{if } \frac{C}{2} \geq h \\
&= \Theta(J) .
\end{aligned}$$

Dividing by N , we have $H(\tilde{q}_{\text{CO}})/N = \Theta(1)$ with positive probability, but $H(\tilde{q}_{\text{CO}})/N = (\hat{N}_{\text{CO}} - N_{\text{CO}})/N = O_P(J^{-1/2})$, which is a contradiction. This implies the assumption that \tilde{q}_{CO} does not converge to q_{CO}^* in probability is wrong; i.e. $\hat{q}_{\text{CO}} \xrightarrow{P} q_{\text{CO}}^*$.

From Tailor expansion of $H(q)$ at q_{CO}^* , we find

$$\begin{aligned}
& \left| \hat{N}_{\text{CO}} - N_{\text{CO}} \right| \\
&= \left| \sum_{ji} \left\{ \mathcal{I}_{c,h}(\tilde{f}_{\text{CO}}(\mathbf{X}_{ji}; \theta_{\text{CO}}^*) - \tilde{q}_{\text{CO}}) - \mathcal{I}_{c,h}(\tilde{f}_{\text{CO}}(\mathbf{X}_{ji}; \theta_{\text{CO}}^*) - q_{\text{CO}}^*) \right\} \right| \\
&= \left| (\tilde{q}_{\text{CO}} - q_{\text{CO}}^*) \left[\sum_{ji} \mathcal{I}'_{c,h}(\tilde{f}_{\text{CO}}(\mathbf{X}_{ji}; \theta_{\text{CO}}^*) - q_M) \right] \right| \quad \Leftarrow q_M: \text{intermediate point of } \tilde{q}_{\text{CO}}, q_{\text{CO}}^* \\
&\geq |\tilde{q}_{\text{CO}} - q_{\text{CO}}^*| \left[\sum_{ji} \frac{1-2c}{2h} \mathbb{1} \left\{ \tilde{f}_{\text{CO}}(\mathbf{X}_{ji}; \theta_{\text{CO}}^*) - q_M \in [-h, h] \right\} \right] \\
&= |\tilde{q}_{\text{CO}} - q_{\text{CO}}^*| \frac{1-2c}{2h} \left[\sum_{ji} \mathbb{1} \left\{ \tilde{f}_{\text{CO}}(\mathbf{X}_{ji}; \theta_{\text{CO}}^*) - q_{\text{CO}}^* \in [-h + q_M - q_{\text{CO}}^*, h + q_M - q_{\text{CO}}^*] \right\} \right] .
\end{aligned}$$

The inequality is from the form of $\mathcal{I}'_{c,h}$. Since the length of the interval $[-h + q_{\text{CO}}^* - q_M, h + q_{\text{CO}}^* - q_M]$

converges to 0, we can use the assumption in the main paper to bound the quantity in the bracket:

$$\frac{1}{N} \sum_{ji} \mathbb{1} \left\{ \tilde{f}_{\text{CO}}(\mathbf{X}_{ji}; \theta_{\text{CO}}^*) - q_{\text{CO}}^* \in [-h + q_M - q_{\text{CO}}^*, h + q_M - q_{\text{CO}}^*] \right\} = \Theta(h) = \Theta(J^{-1}) .$$

Since $(1 - 2c)/2h = \Theta(J)$, we have

$$\begin{aligned} & |\tilde{q}_{\text{CO}} - q_{\text{CO}}^*| \\ & \leq \left| \frac{\hat{N}_{\text{CO}} - N_{\text{CO}}}{N} \right| \left[\underbrace{\frac{1 - 2c}{2h} \left[\frac{1}{N} \sum_{ji} \mathbb{1} \left\{ \tilde{f}_{\text{CO}}(\mathbf{X}_{ji}; \theta_{\text{CO}}^*) - q_{\text{CO}}^* \in [-h + q_M - q_{\text{CO}}^*, h + q_M - q_{\text{CO}}^*] \right\} \right]}_{\Theta(1)} \right]^{-1} \\ & = O_P(J^{-1/2}) . \end{aligned}$$

Combining the above results, we find

$$|\hat{q}_{\text{CO}} - q_{\text{CO}}^*| \leq |\hat{q}_{\text{CO}} - \tilde{q}_{\text{CO}}| + |\tilde{q}_{\text{CO}} - q_{\text{CO}}^*| = O_P(J^{-r} \log J) + O_P(J^{-1/2}) , \quad r \in (0, 1/4) .$$

Therefore,

$$\|\hat{\eta}_{\text{CO}} - \eta_{\text{CO}}^*\| \leq \|\hat{\theta}_{\text{CO}} - \theta_{\text{CO}}^*\| + \|\hat{q}_{\text{CO}} - q_{\text{CO}}^*\| = O_P(J^{-r} \log J) .$$

This concludes the proof.

D.4 Proof of Lemma B.1

The expectation of \mathbf{Z} is trivially derived by studying the expectation of each element.

$$\mathbb{E}(Z_j | \mathcal{F}_J, \mathcal{Z}_J) = \sum_{z:z_j=1} P(\mathbf{Z} = z | \mathcal{F}_J, \mathcal{Z}_J) = \sum_{z:z_j=1} \frac{1}{\binom{J}{m}} = \frac{\binom{J-1}{m-1}}{\binom{J}{m}} = \frac{m}{J} .$$

Next we study the variance matrix of \mathbf{Z} . First, the variance of Z_j is given by

$$\text{Var}(Z_j | \mathcal{F}_J, \mathcal{Z}_J) = \mathbb{E}(Z_j | \mathcal{F}_J, \mathcal{Z}_J) - \{\mathbb{E}(Z_j | \mathcal{F}_J, \mathcal{Z}_J)\}^2 = \frac{m}{J} \left(1 - \frac{m}{J}\right) = \frac{m(J-m)}{J(J-1)} \frac{J-1}{J} .$$

The first equality is from Z_j is either 0 or 1. The second equality is from the previous result. The third equality shows that the variance of Z_j is the same as the j th diagonal of the variance matrix presented in the lemma. Second, the covariance of Z_j and $Z_{j'}$ ($j \neq j'$) is given by

$$\begin{aligned}
\text{Cov}(Z_j, Z_{j'} | \mathcal{F}_J, \mathcal{Z}_J) &= \mathbb{E}(Z_j Z_{j'} | \mathcal{F}_J, \mathcal{Z}_J) - \mathbb{E}(Z_j | \mathcal{F}_J, \mathcal{Z}_J) \mathbb{E}(Z_{j'} | \mathcal{F}_J, \mathcal{Z}_J) \\
&= \sum_{\mathbf{z}: z_j = z_{j'} = 1} P(\mathbf{Z} = \mathbf{z} | \mathcal{F}_J, \mathcal{Z}_J) - \frac{m^2}{J^2} \\
&= \sum_{\mathbf{z}: z_j = z_{j'} = 1} \frac{1}{\binom{J}{m}} - \frac{m^2}{J^2} \\
&= \frac{\binom{J-2}{m-2}}{\binom{J}{m}} - \frac{m^2}{J^2} \\
&= -\frac{m(J-m)}{J(J-1)} \frac{1}{J}.
\end{aligned}$$

The first equality is from the definition of the covariance. The second equality is from the previous result and binary Z_j . The third equality is from Assumption (A1). The fourth equality is straightforward. The last equality shows that the covariance of Z_j and $Z_{j'}$ is the same as the (j, j') th component of the variance matrix presented in the lemma. This concludes Lemma B.1.

D.5 Proof of Lemma B.2

We only consider $z = 1$ and the proof under $z = 0$ can be proven in a similar manner. The expectation of $\mathbb{E}\{\widehat{\mathcal{M}}_1(\mathbf{S}) | \mathcal{F}_J, \mathcal{Z}_J\}$ is given by

$$\begin{aligned}
\mathbb{E}\{\widehat{\mathcal{M}}_1(\mathbf{S}) | \mathcal{F}_J, \mathcal{Z}_J\} &= \mathbb{E}\left\{ \frac{\sum_{j=1}^J \mathbb{1}(Z_j = 1) \mathbf{s}_j}{\sum_{j=1}^J \mathbb{1}(Z_j = 1)} \middle| \mathcal{F}_J, \mathcal{Z}_J \right\} = \frac{1}{m} \sum_{j=1}^J \mathbb{E}\{\mathbb{1}(Z_j = 1) | \mathcal{F}_J, \mathcal{Z}_J\} \mathbf{s}_j \\
&= \frac{1}{J} \sum_{j=1}^J \mathbf{s}_j = \mathcal{M}(\mathbf{S}).
\end{aligned}$$

The first equality is from the definition of $\widehat{\mathcal{M}}_1(\mathbf{S})$. The second equality is from $m = \sum_{j=1}^J \mathbb{1}(Z_j = 1)$ given \mathcal{F}_J . The third equality is from $\mathbb{E}\{\mathbb{1}(Z_j = 1) | \mathcal{F}_J, \mathcal{Z}_J\} = m/J$ for all j . The last equality is from the definition of $\mathcal{M}(\mathbf{S})$.

Next we prove that $\widehat{\mathcal{V}}_1(\mathbf{S}, \mathbf{T})$ is unbiased for $\mathcal{V}(\mathbf{S}, \mathbf{T})$. We find the expectation $\mathbb{E}\{\widehat{\mathcal{M}}_1(\mathbf{S}) \widehat{\mathcal{M}}_1(\mathbf{T})^\top | \mathcal{F}_J, \mathcal{Z}_J\}$

is given by

$$\begin{aligned}
\mathbb{E}\{\widehat{\mathcal{M}}_1(\mathbf{S})\widehat{\mathcal{M}}_1(\mathbf{T})^\top \mid \mathcal{F}_J, \mathcal{Z}_J\} &= \text{Cov}\{\widehat{\mathcal{M}}_1(\mathbf{S}), \widehat{\mathcal{M}}_1(\mathbf{T}) \mid \mathcal{F}_J, \mathcal{Z}_J\} + \mathbb{E}\{\widehat{\mathcal{M}}_1(\mathbf{S}) \mid \mathcal{F}_J, \mathcal{Z}_J\}\mathbb{E}\{\widehat{\mathcal{M}}_1(\mathbf{T}) \mid \mathcal{F}_J, \mathcal{Z}_J\}^\top \\
&= \frac{1}{m^2}\text{Cov}(\mathbf{S}\mathbf{Z}, \mathbf{T}\mathbf{Z} \mid \mathcal{F}_J, \mathcal{Z}_J) + \mathcal{M}(\mathbf{S})\mathcal{M}(\mathbf{T})^\top \\
&= \frac{1}{m^2}\frac{m(J-m)}{J(J-1)}\mathbf{S}\Pi_J\mathbf{T}^\top + \mathcal{M}(\mathbf{S})\mathcal{M}(\mathbf{T})^\top \\
&= \frac{1}{m^2}\frac{m(J-m)}{J(J-1)}\left\{\mathbf{S}\mathbf{T}^\top - \mathcal{M}(\mathbf{S})\mathcal{M}(\mathbf{T})^\top\right\} + \mathcal{M}(\mathbf{S})\mathcal{M}(\mathbf{T})^\top \\
&= \frac{J-m}{mJ(J-1)}\mathbf{S}\mathbf{T}^\top + \frac{J(m-1)}{m(J-1)}\mathcal{M}(\mathbf{S})\mathcal{M}(\mathbf{T})^\top.
\end{aligned}$$

The first equality is straightforward. The second equality is from the definition of $\widehat{\mathcal{M}}_1(\mathbf{S})$ and $\mathbb{E}\{\widehat{\mathcal{M}}_1(\mathbf{S}) \mid \mathcal{F}_J, \mathcal{Z}_J\} = \mathcal{M}(\mathbf{S})$. The third equality is from Lemma B.1. The fourth equality is from the form of the centering matrix. The last equality is straightforward.

Combining the intermediate results, we obtain the following unbiasedness.

$$\begin{aligned}
\mathbb{E}\{\widehat{\mathcal{V}}_1(\mathbf{S}, \mathbf{T}) \mid \mathcal{F}_J, \mathcal{Z}_J\} &= \frac{1}{m-1}\sum_{j=1}^J\mathbb{E}\left[\mathbb{1}(Z_j=1)\{\mathbf{s}_j - \widehat{\mathcal{M}}_1(\mathbf{S})\}\{\mathbf{t}_j - \widehat{\mathcal{M}}_1(\mathbf{T})\}^\top \mid \mathcal{F}_J, \mathcal{Z}_J\right] \\
&= \frac{1}{m-1}\left[\sum_{j=1}^J\mathbb{E}\{\mathbb{1}(Z_j=1) \mid \mathcal{F}_J, \mathcal{Z}_J\}\mathbf{s}_j\mathbf{t}_j^\top - m\mathbb{E}\{\widehat{\mathcal{M}}_1(\mathbf{S})\widehat{\mathcal{M}}_1(\mathbf{T})^\top \mid \mathcal{F}_J, \mathcal{Z}_J\}\right] \\
&= \frac{1}{m-1}\left\{\frac{m}{J}\mathbf{S}\mathbf{T}^\top - \frac{J-m}{J(J-1)}\mathbf{S}\mathbf{T}^\top + \frac{J(m-1)}{J-1}\mathcal{M}(\mathbf{S})\mathcal{M}(\mathbf{T})^\top\right\} \\
&= \frac{1}{J-1}\left\{\mathbf{S}\mathbf{T}^\top - J\mathcal{M}(\mathbf{S})\mathcal{M}(\mathbf{T})^\top\right\} \\
&= \frac{1}{J-1}\sum_{j=1}^J\{\mathbf{s}_j - \mathcal{M}(\mathbf{S})\}\{\mathbf{t}_j - \mathcal{M}(\mathbf{T})\}^\top \\
&= \mathcal{V}(\mathbf{S}, \mathbf{T}).
\end{aligned}$$

The first equality is from the definition of $\widehat{\mathcal{V}}_1(\mathbf{S}, \mathbf{T})$. The second equality is straightforward from the definition of $\widehat{\mathcal{M}}_1(\mathbf{S})$ and $\widehat{\mathcal{M}}_1(\mathbf{T})$. The third equality is from the established result. The fourth, fifth, and last equalities are straightforward. This concludes Lemma B.2.

D.6 Proof of Lemma B.3

Let $\mathbf{S}(\mathbf{w}) = (\mathcal{S}_1(\mathbf{w}), \dots, \mathcal{S}_J(\mathbf{w}))^\top$ and $\mathbf{Z} = (Z_1, \dots, Z_J)^\top$. From Lemma B.1, the expectation and the variance of the above quantity are given by

$$\begin{aligned} \mathbb{E}\left\{\frac{J}{Nm}\mathbf{S}(\mathbf{w})^\top\mathbf{Z}\middle|\mathcal{F}_J, \mathcal{Z}_J\right\} &= \frac{J}{Nm}\mathbf{S}(\mathbf{w})^\top\frac{m}{J}\mathbf{1} = \frac{1}{N}\mathbf{S}(\mathbf{w})^\top\mathbf{1} = \frac{1}{N}\sum_{ji}S_{ji}\mathbb{1}(\mathbf{W}_{ji} = \mathbf{w}), \\ \text{Var}\left\{\frac{J}{Nm}\mathbf{S}(\mathbf{w})^\top\mathbf{Z}\middle|\mathcal{F}_J, \mathcal{Z}_J\right\} &= \frac{J^2}{N^2m^2}\mathbf{S}(\mathbf{w})^\top\frac{m(J-m)}{J(J-1)}\Pi_J\mathbf{S}(\mathbf{w}) = \frac{J(J-m)}{N^2(J-1)m}\sum_{j=1}^J(\mathcal{S}_j(\mathbf{w}) - \bar{\mathcal{S}}(\mathbf{w}))^2 \end{aligned}$$

where $\bar{\mathcal{S}}(\mathbf{w}) = \sum_{j=1}^J \mathcal{S}_j(\mathbf{w})/J$. Since \mathcal{S}_j is upper bounded by a constant M and N is greater than J , we get

$$\text{Var}\left\{\frac{J}{Nm}\mathbf{S}(\mathbf{w})^\top\mathbf{Z}\middle|\mathcal{F}_J, \mathcal{Z}_J\right\} \leq \frac{J(J-m)}{J^2(J-1)m}JM^2 = \frac{(J-m)M^2}{(J-1)m} = o(1)$$

Therefore, we obtain the following result as for any $\epsilon > 0$ by the Chebyshev's inequality.

$$\lim_{J \rightarrow \infty} P\left\{\left|\frac{J}{Nm}\sum_{ji}\mathbb{1}(Z_j = 1)\mathcal{S}_j(\mathbf{w}) - \frac{1}{N}\sum_{ji}\mathcal{S}_j(\mathbf{w})\right| > \epsilon \middle|\mathcal{F}_J, \mathcal{Z}_J\right\} = 0.$$

We have the second result by replacing m and \mathbf{Z} with $J - m$ and $\mathbf{1} - \mathbf{Z}$, respectively.

References

- Aiello, A. E., V. Perez, R. M. Coulborn, B. M. Davis, M. Uddin, and A. S. Monto (2012). Face-masks, hand hygiene, and influenza among young adults: A randomized intervention trial. *PLOS ONE* 7(1), 1–8.
- Angrist, J. D., G. W. Imbens, and D. B. Rubin (1996). Identification of causal effects using instrumental variables. *Journal of the American Statistical Association* 91(434), 444–455.
- Baiocchi, M., J. Cheng, and D. S. Small (2014). Instrumental variable methods for causal inference. *Statistics in Medicine* 33(13), 2297–2340.
- Balke, A. and J. Pearl (1997). Bounds on treatment effects from studies with imperfect compliance. *Journal of the American Statistical Association* 92(439), 1171–1176.
- Bargagli-Stoffi, F. J., C. Tortú, and L. Forastiere (2020). Heterogeneous treatment and spillover effects under clustered network interference. *Preprint arXiv:2008.00707*. IMT School for Advanced Studies Lucca.
- Bartlett, M. S. (1957). Measles periodicity and community size. *Journal of the Royal Statistical Society. Series A (General)* 120(1), 48–70.
- Canini, L., L. Andréoletti, P. Ferrari, R. D’Angelo, T. Blanchon, M. Lemaitre, L. Filleul, J.-P. Ferry, M. Desmaizieres, S. Smadja, A.-J. Valleron, and F. Carrat (2010). Surgical mask to prevent influenza transmission in households: A cluster randomized trial. *PLOS ONE* 5(11), 1–6.
- Cauchemez, S., F. Carrat, C. Viboud, A. J. Valleron, and P. Y. Boëlle (2004). A bayesian mcmc approach to study transmission of influenza: application to household longitudinal data. *Statistics in Medicine* 23(22), 3469–3487.
- Chernozhukov, V., S. Lee, and A. M. Rosen (2013). Intersection bounds: Estimation and inference. *Econometrica* 81(2), 667–737.
- Choi, D. (2017). Estimation of monotone treatment effects in network experiments. *Journal of the American Statistical Association* 112(519), 1147–1155.

- Cochran, W. G. (1977). *Sampling Techniques* (3 ed.). New York: Wiley.
- Cowling, B. J., K.-H. Chan, V. J. Fang, C. K. Cheng, R. O. Fung, W. Wai, J. Sin, W. H. Seto, R. Yung, D. W. Chu, B. C. Chiu, P. W. Lee, M. C. Chiu, H. C. Lee, T. M. Uyeki, P. M. Houck, J. S. M. Peiris, and G. M. Leung (2009). Facemasks and hand hygiene to prevent influenza transmission in households: A cluster randomized trial. *Annals of Internal Medicine* 151(7), 437–446.
- Devoto, F., E. Duflo, P. Dupas, W. Parienté, and V. Pons (2012). Happiness on tap: Piped water adoption in urban Morocco. *American Economic Journal: Economic Policy* 4(4), 68–99.
- Ding, P., A. Feller, and L. Miratrix (2019). Decomposing treatment effect variation. *Journal of the American Statistical Association* 114(525), 304–317.
- Dorie, V., J. Hill, U. Shalit, M. Scott, and D. Cervone (2019). Automated versus do-it-yourself methods for causal inference: Lessons learned from a data analysis competition. *Statistical Science* 34(1), 43–68.
- Duflo, E., P. Dupas, and M. Kremer (2015). Education, HIV, and early fertility: Experimental evidence from Kenya. *American Economic Review* 105(9), 2757–97.
- Efron, B. (1979). Bootstrap methods: Another look at the jackknife. *Annals of Statistics* 7(1), 1–26.
- Efron, B. and R. J. Tibshirani (1993). *An introduction to the bootstrap*. New York: Chapman and Hall.
- Fogarty, C. B. (2018). On mitigating the analytical limitations of finely stratified experiments. *Journal of the Royal Statistical Society: Series B (Statistical Methodology)* 80(5), 1035–1056.
- Forastiere, L., F. Mealli, and T. J. VanderWeele (2016). Identification and estimation of causal mechanisms in clustered encouragement designs: Disentangling bed nets using Bayesian principal stratification. *Journal of the American Statistical Association* 111(514), 510–525.
- Fuller, W. A. (2009). *Sampling Statistics*. Hoboken: John Wiley & Sons.
- Goodfellow, I., Y. Bengio, and A. Courville (2016). *Deep Learning*. Cambridge: MIT Press.

- Grilli, L. and F. Mealli (2008). Nonparametric bounds on the causal effect of university studies on job opportunities using principal stratification. *Journal of Educational and Behavioral Statistics* 33(1), 111–130.
- Halloran, M. E. and M. G. Hudgens (2016). Dependent happenings: a recent methodological review. *Current Epidemiology Reports* 3(4), 297–305.
- Hirano, K. and J. R. Porter (2012). Impossibility results for nondifferentiable functionals. *Econometrica* 80(4), 1769–1790.
- Hudgens, M. G. and M. E. Halloran (2008). Toward causal inference with interference. *Journal of the American Statistical Association* 103(482), 832–842.
- Imai, K., Z. Jiang, and A. Malani (2020). Causal inference with interference and noncompliance in two-stage randomized experiments. *Journal of the American Statistical Association* (just-accepted), 1–13.
- Imbens, G. W. and C. F. Manski (2004). Confidence intervals for partially identified parameters. *Econometrica* 72(6), 1845–1857.
- Jo, B. and E. A. Stuart (2009). On the use of propensity scores in principal causal effect estimation. *Statistics in Medicine* 28(23), 2857–2875.
- Kang, H. and G. Imbens (2016). Peer encouragement designs in causal inference with partial interference and identification of local average network effects. *Preprint arXiv:1609.04464*. Stanford Graduate School of Business, Stanford University.
- Kang, H. and L. Keele (2018). Spillover Effects in Cluster Randomized Trials with Noncompliance. *Preprint arXiv:1808.06418*. Department of Statistics, University of Wisconsin-Madison.
- Keeling, M. J. and P. Rohani (2011). *Modeling Infectious Diseases in Humans and Animals*. Princeton: Princeton University Press.
- Kennedy, E. H., S. Balakrishnan, and M. G’Sell (2020). Sharp instruments for classifying compliers and generalizing causal effects. *Annals of Statistics* 48(4), 2008–2030.

- Kilpatrick, K. W., M. G. Hudgens, and M. E. Halloran (2020). Estimands and inference in cluster-randomized vaccine trials. *Pharmaceutical Statistics* 19(5), 710–719.
- Li, X. and P. Ding (2017). General forms of finite population central limit theorems with applications to causal inference. *Journal of the American Statistical Association* 112(520), 1759–1769.
- Long, D. M. and M. G. Hudgens (2013). Sharpening bounds on principal effects with covariates. *Biometrics* 69(4), 812–819.
- Longini, Ira M., J., J. S. Koopman, A. S. Monto, and F. J. P. (1982). Estimating household and community transmission parameters for influenza. *American Journal of Epidemiology* 115(5), 736–751.
- MacIntyre, C. R., Q. Wang, S. Cauchemez, H. Seale, D. E. Dwyer, P. Yang, W. Shi, Z. Gao, X. Pang, Y. Zhang, X. Wang, W. Duan, B. Rahman, and N. Ferguson (2011). A cluster randomized clinical trial comparing fit-tested and non-fit-tested N95 respirators to medical masks to prevent respiratory virus infection in health care workers. *Influenza and Other Respiratory Viruses* 5(3), 170–179.
- MacIntyre, C. R., Y. Zhang, A. A. Chughtai, H. Seale, D. Zhang, Y. Chu, H. Zhang, B. Rahman, and Q. Wang (2016). Cluster randomised controlled trial to examine medical mask use as source control for people with respiratory illness. *BMJ Open* 6(12).
- Miguel, E. and M. Kremer (2004). Worms: Identifying impacts on education and health in the presence of treatment externalities. *Econometrica* 72(1), 159–217.
- Monto, A. S. (1994). Studies of the Community and Family: Acute Respiratory Illness and Infection. *Epidemiologic Reviews* 16(2), 351–373.
- Mossong, J., N. Hens, M. Jit, P. Beutels, K. Auranen, R. Mikolajczyk, M. Massari, S. Salmaso, G. S. Tomba, J. Wallinga, J. Heijne, M. Sadkowska-Todys, M. Rosinska, and W. J. Edmunds (2008). Social contacts and mixing patterns relevant to the spread of infectious diseases. *PLOS Medicine* 5(3), e74.
- Neyman, J. (1923). On the application of probability theory to agricultural experiments: Essay on principles. section 9. *Statistical Science* 5(4), 465–472. Section 9 (translated in 1990).

- Politis, D. N. and J. P. Romano (1994). Large sample confidence regions based on subsamples under minimal assumptions. *Annals of Statistics* 22(4), 2031–2050.
- Politis, D. N., J. P. Romano, and M. Wolf (1999). *Subsampling*. New York: Springer.
- Romano, J. P. and A. M. Shaikh (2008). Inference for identifiable parameters in partially identified econometric models. *Journal of Statistical Planning and Inference* 138(9), 2786 – 2807.
- Romano, J. P. and A. M. Shaikh (2010). Inference for the identified set in partially identified econometric models. *Econometrica* 78(1), 169–211.
- Rubin, D. B. (1974). Estimating causal effects of treatments in randomized and nonrandomized studies. *Journal of educational Psychology* 66(5), 688.
- Sobel, M. E. (2006). What do randomized studies of housing mobility demonstrate? *Journal of the American Statistical Association* 101(476), 1398–1407.
- Stebbins, S., D. A. Cummings, J. H. Stark, C. Vukotich, K. Mitruka, W. Thompson, C. Rinaldo, L. Roth, M. Wagner, S. R. Wisniewski, et al. (2011). Reduction in the incidence of influenza a but not influenza b associated with use of hand sanitizer and cough hygiene in schools: a randomized controlled trial. *The Pediatric Infectious Disease Journal* 30(11), 921.
- Swanson, S. A., M. A. Hernán, M. Miller, J. M. Robins, and T. S. Richardson (2018). Partial identification of the average treatment effect using instrumental variables: Review of methods for binary instruments, treatments, and outcomes. *Journal of the American Statistical Association* 113(522), 933–947.
- Tchetgen Tchetgen, E. J. and T. J. VanderWeele (2012). On causal inference in the presence of interference. *Statistical Methods in Medical Research* 21(1), 55–75.
- Ward, J. E. and R. E. Wendell (1990). Approaches to sensitivity analysis in linear programming. *Annals of Operations Research* 27(1), 3–38.