

# Assumption-Learn Analysis of Cluster Randomized Trials in Infectious Diseases for Intent-to-Treat Effects and Spillover Effects Among A Vulnerable Subpopulation

Chan Park\* and Hyunseung Kang†

Department of Statistics, University of Wisconsin–Madison

## Abstract

Cluster randomized trials (CRTs) are a popular design to study the effect of interventions in infectious disease settings. However, standard analysis of CRTs primarily relies on strong parametric methods, usually a Normal mixed effect models to account for the clustering structure, and focus on the overall intent-to-treat (ITT) effect to evaluate effectiveness. The paper presents two methods to analyze two types of effects in CRTs, the overall and heterogeneous ITT effects and the spillover effect among never-takers who cannot or refuse to take the intervention. For the ITT effects, we make a modest extension of an existing method where we do not impose parametric models or asymptotic restrictions on cluster size. For the spillover effect among never-takers, we propose a new bound-based method that uses pre-treatment covariates, classification algorithms, and a linear program to obtain sharp bounds. A key feature of our method is that the bounds can become dramatically narrower as the classification algorithm improves and the method may also be useful for studies of partial identification with instrumental variables. We conclude by reanalyzing a CRT studying the effect of face masks and hand sanitizers on transmission of 2008 interpandemic influenza in Hong Kong.

*Keywords:* Bounds, Causal Inference, Noncompliance, Partial Identification, Randomization Inference

---

\*chan.park@wisc.edu    †hyunseung@stat.wisc.edu

# 1 Introduction

## 1.1 Motivation: Cluster Randomized Trials in Infectious Diseases and the 2008 Interpandemic Influenza in Hong Kong

In infectious diseases, cluster randomized trials (CRTs) are a popular experimental design to study the effect of interventions where an entire cluster of individuals, usually households or villages, are randomized to treatment or control ([Cowling et al., 2009](#); [MacIntyre et al., 2011](#); [Aiello et al., 2012](#)). CRTs are preferred if (i) clusters occur naturally and individuals in clusters interact with each other or (ii) the planned intervention is designed to be implemented at the cluster-level or individual-level intervention is practically infeasible. For example, [Cowling et al. \(2009\)](#) ran a CRT to study the effect of giving away free face masks and hand sanitizers on controlling the spread of the influenza A or B virus during the 2008 interpandemic influenza period in Hong Kong; this interpandemic period was the period before the 2009-2010 swine flu pandemic in Hong Kong. Because individuals were naturally clustered into households, the study randomly assigned treatment at the household level where some households received free face masks and hand sanitizers (i.e. the treated group) and other households did not receive them (i.e. the control group).

When analyzing data from CRTs in infectious disease settings, investigators primarily use parametric methods, usually a mixed effects model to adjust for pre-treatment covariates and intra-correlations within clusters, and focus on the overall intent-to-treat (ITT) effect, i.e. the population average effect of the cluster-level treatment on the outcome (see [Section 2.4](#) for details). For example, the Hong Kong study above analyzed the overall ITT effect of giving free masks and hand sanitizers on reducing flu cases and adjusted for pre-treatment covariates such as age, sex, and vaccine history through a logistic mixed-effects regression model. [Section A.1](#) of the supplementary materials contain additional examples of analysis of CRTs in infectious diseases using parametric methods. While simple, the reliance on parametric methods may provide misleading results if the models for the outcome or the correlation structure are mis-specified. Also, individuals may not comply with the cluster-level randomized treatment and this noncompliance may create scientifically important, non-ignorable spillover effects that most analyses of CRTs ignore. For example, in the Hong Kong study, only 27% to 47% of members in the treated clusters actually chose to use the free masks and they may have protected their peers who, for whatever reason, refused to

use them and may be vulnerable to the flu. Or, in CRTs of vaccine studies, some individuals may not be able to get vaccinated for various reasons (e.g. immunocompromised, severe side effects) and their peers who got vaccinated may protect these vulnerable individuals in the form of herd immunity. In causal inference, this protection is a type of spillover effect ([Hudgens and Halloran, 2008](#); [Tchetgen Tchetgen and VanderWeele, 2012](#)), which the paper refers to as the spillover effect among a vulnerable subpopulation; as we’ll see later, because this effect arose due to noncompliance in a CRT, the effect is also referred to as the spillover effect among never-takers (NTs) (see [Section 2.4](#)). The main theme of this paper is to provide an assumption-lean approach to analyze these two types of effects, the ITT effects and the spillover effect among NTs.

## 1.2 Our Contributions and Prior Work

Our contributions are roughly divided into two parts, one for the ITT effects and the other for the spillover effects. In both cases, our proposals do not make any parametric modeling assumptions on the outcome or the intra-correlation structure common in the analysis of CRTs, say based on a mixed effect model with Normal random effects. Instead, we approach our analysis in an “assumption-lean” fashion, where we lean towards making less assumptions, even if the effects are not point-identifiable, and the stated assumptions are either standard or generally plausible in CRTs; see [Section 2.3](#).

Specifically, for the first part, we extend a nonparametric, regression-esque method in [Ding et al. \(2019\)](#) to clustered setting. Here, our modest contributions are (i) to propose estimators of the ITT effects that are invariant to affine transformations of the outcome and (ii) to show that the estimators have desirable asymptotic properties even when both the cluster size and number of clusters are growing; often, asymptotics in CRTs assume the cluster size is bounded and this may not be a reasonable asymptotic approximation in some CRTs of infectious disease; see [Section 3](#).

For the second part, because point-identification of the spillover effect is generally infeasible with CRTs without strong assumptions, say a parametric model for spillover effects ([Kang and Keele, 2018](#)), we instead follow an assumption-lean approach and propose a new method to obtain sharp bounds of the effect. At a high level, our new method combines linear programming (LP) and risk minimization from supervised machine learning (ML) where a trained classifier from risk minimization shrinks the LP bounds for the spillover effect. Compared to existing approaches

on bounds under noncompliance (see [Swanson et al. \(2018\)](#) for a review), a major advantage of our approach to bounds is that investigators can use flexible ML methods to potentially make the bounds narrower; in other words, investigators can potentially get shorter bounds by not only getting good data from a CRT, but also by choosing better classification algorithms from ML, with our empirical analysis showing roughly 50% shorter bounds compared to bounds not using a classifier. While we do not discuss it, we believe this idea for constructing bounds may be useful in other bound-based problems in instrumental variables settings.

Our contributions fit into an ever-growing work on robust, nonparametric analysis of causal effects under interference, noncompliance, and effect heterogeneity; see [Dorie et al. \(2019\)](#), [Halloran and Hudgens \(2016\)](#), and [Baiocchi et al. \(2014\)](#) for recent reviews and references throughout the paper where our results are compared against. The most related works are those that consider interference, noncompliance, and effect heterogeneity jointly, which our problem exhibits. Specifically, [Forastiere et al. \(2016\)](#) who studied interference in CRTs under a Bayesian framework and [Bargagli-Stoffi et al. \(2020\)](#) who studied effect heterogeneity under interference, but with perfect compliance. Also, [Kang and Imbens \(2016\)](#) and [Imai et al. \(2020\)](#) studied interference and noncompliance in multi-level randomized experiments. Finally, [Kilpatrick et al. \(2020\)](#) studied identification strategies for treatment effects in CRTs under noncompliance and spillover effects.

## 2 Setup

### 2.1 Review: Notation

Let  $J$  be the number of clusters and let each cluster be indexed by  $j = 1, \dots, J$ . Let  $n_j$  be the number of individuals in cluster  $j$  where each individual is indexed by  $i = 1, \dots, n_j$ . Let  $N = \sum_{j=1}^J n_j$  be the total number of individuals in the study. Let  $Z_j \in \{0, 1\}$  be the treatment assignment of cluster  $j$  where  $Z_j = 1$  denotes that cluster  $j$  was assigned to treatment and  $Z_j = 0$  denotes that cluster  $j$  was assigned to control. Let  $D_{ji} \in \{0, 1\}$  be the observed treatment receipt/usage status of individual  $i$  in cluster  $j$  where  $D_{ji} = 1$  indicates that individual  $i$  used/took the treatment and  $D_{ji} = 0$  otherwise. Unlike  $Z_j$ , there is an extra subscript  $i$  in  $D_{ji}$  because the decision to take the treatment randomized at the cluster-level occurs at the individual level and this decision is usually assumed to be confounded. Let  $Y_{ji} \in \mathbb{R}$  be the observed outcome of individual  $i$

in cluster  $j$ . In the Hong Kong study,  $Z_j$  represents giving away free masks and hand sanitizers to households, with  $Z_j = 1$  if household  $j$  got free masks and hand sanitizers and  $Z_j = 0$  if household  $j$  did not get them.  $D_{ji}$  represents whether an individual in a household is using these items, with  $D_{ji} = 1$  if the individual used the masks and/or hand sanitizers and  $D_{ji} = 0$  if the individual did not use them.  $Y_{ji}$  is the influenza status of an individual, with  $Y_{ji} = 1$  if the individual did not contract the flu and  $Y_{ji} = 0$  if the individual contracted the flu. Finally, let  $\mathbf{X}_{ji} \in \mathbb{R}^p$  be  $p$ -dimensional pre-treatment covariates of individual  $i$  in cluster  $j$ .

To unify notations across different data types in clustered settings, we introduce two operators on tensors, the sample mean operator  $\mathcal{M}$  and the sample covariance operator  $\mathcal{V}$ . Let  $\mathcal{S} = \{\mathcal{S}_1, \dots, \mathcal{S}_J\}$  and  $\mathcal{T} = \{\mathcal{T}_1, \dots, \mathcal{T}_J\}$  be collections of  $k_1 \times k_2$  matrices where the  $\ell$ th column of  $\mathcal{S}_j$  and  $\mathcal{T}_j$  are denoted as  $\mathbf{s}_{j\ell} \in \mathbb{R}^{k_1}$  and  $\mathbf{t}_{j\ell} \in \mathbb{R}^{k_1}$ , respectively, for  $\ell = 1, \dots, k_2$ . Then, the sample mean operator  $\mathcal{M} : \{\mathbb{R}^{k_1 \times k_2}\}^{\otimes J} \rightarrow \mathbb{R}^{k_1 \times k_2}$  on  $\mathcal{S}$  and the sample covariance operator  $\mathcal{V} : \{\mathbb{R}^{k_1 \times k_2}\}^{\otimes J} \otimes \{\mathbb{R}^{k_1 \times k_2}\}^{\otimes J} \rightarrow \mathbb{R}^{k_1 k_2 \times k_1 k_2}$  on  $\mathcal{S}$  and  $\mathcal{T}$  are defined as

$$\mathcal{M}(\mathcal{S}) = \frac{1}{J} \sum_{j=1}^J \mathcal{S}_j, \quad \mathcal{V}(\mathcal{S}, \mathcal{T}) = \frac{1}{J-1} \sum_{j=1}^J [\text{vec}(\mathcal{S}_j) - \text{vec}\{\mathcal{M}(\mathcal{S})\}] [\text{vec}(\mathcal{T}_j) - \text{vec}\{\mathcal{M}(\mathcal{T})\}]^\top.$$

Here  $\text{vec}(\mathbf{A}) = (\mathbf{a}_1^\top, \dots, \mathbf{a}_{k_2}^\top)^\top$  is the vectorization of a  $k_1 \times k_2$  matrix  $\mathbf{A} = [\mathbf{a}_1, \dots, \mathbf{a}_{k_2}]$  where  $\mathbf{a}_\ell \in \mathbb{R}^{k_1}$  is the  $\ell$ th column vector of  $\mathbf{A}$ . Also, we denote the covariance matrix of  $\mathcal{S}$  as  $\mathcal{V}(\mathcal{S}) = \mathcal{V}(\mathcal{S}, \mathcal{S})$ . When  $k_2 = 1$ ,  $\mathcal{M}(\mathcal{S})$  and  $\mathcal{V}(\mathcal{S})$  reduce to the familiar sample mean and the covariance matrix of  $J$  vectors of  $\mathcal{S}_1, \dots, \mathcal{S}_J$  with  $\mathcal{S}_j \in \mathbb{R}^{k_1}$ .

Finally, for a vector  $\mathbf{v}$ , let  $\mathbf{v}_{(-k)}$  be the vector  $\mathbf{v}$  with the  $k$ th index removed and let  $\mathbf{v}^{\otimes 2} = \mathbf{v}\mathbf{v}^\top$ . For two non-random sequences  $a_J$  and  $b_J$ , let  $a_J = O(b_J)$  mean  $\limsup_{J \rightarrow \infty} |a_J/b_J| < \infty$ ,  $a_J = o(b_J)$  mean  $\lim_{J \rightarrow \infty} |a_J/b_J| = 0$ , and  $a_J = \Theta(b_J)$  mean  $a_J = O(b_J)$  plus  $\liminf_{J \rightarrow \infty} |a_J/b_J| > 0$ .

## 2.2 Review: Potential Outcomes in CRTs and Interference

We use the potential outcomes notation of [Neyman \(1923\)](#) and [Rubin \(1974\)](#) to define causal effects. For each  $z_j \in \{0, 1\}$ , let  $D_{ji}^{(z_j)}$  denote the potential treatment receipt of individual  $i$  in cluster  $j$  if cluster  $j$  were assigned to treatment  $z_j$ . The vector of potential treatment receipts in cluster  $j$  under treatment  $z_j$  is denoted as  $\mathbf{D}_j^{(z_j)} = (D_{j1}^{(z_j)}, \dots, D_{jn_j}^{(z_j)})$  and the vector of potential treatment receipts in cluster  $j$  that excludes individual  $i$  is denoted as  $\mathbf{D}_{j(-i)}^{(z_j)} = (D_{j1}^{(z_j)}, \dots, D_{j,i-1}^{(z_j)}, D_{j,i+1}^{(z_j)}, \dots, D_{jn_j}^{(z_j)})$ .

Let  $Y_{ji}^{(z_j, d_{ji}, \mathbf{d}_{j(-i)})}$  be the potential outcome of individual  $i$  in cluster  $j$  if cluster  $j$  were assigned to  $z_j$ , individual  $i$ 's treatment receipt were  $d_{ji} \in \{0, 1\}$ , and peers of individual  $i$  had treatment receipts  $\mathbf{d}_{j(-i)} \in \{0, 1\}^{n_j-1}$ . Let  $Y_{ji}^{(z_j)} = Y_{ji}^{(z_j, D_{ji}^{(z_j)}, \mathbf{D}_{j(-i)}^{(z_j)})}$  be the potential outcome of individual  $i$  in cluster  $j$  if cluster  $j$  were assigned to treatment  $z_j$ , individual  $i$ 's treatment receipt were  $D_{ji}^{(z_j)}$ , and peers of individual  $i$  had treatment receipts  $\mathbf{D}_{j(-i)}^{(z_j)}$ . Finally, let  $\mathcal{F}_J = \{Y_{ji}^{(z_j, d_{ji}, \mathbf{d}_{j(-i)})}, D_{ji}^{(z_j)}, \mathbf{X}_{ji} \mid z_j \in \{0, 1\}, d_{ji} \in \{0, 1\}, \mathbf{d}_{j(-i)} \in \{0, 1\}^{n_j-1}, i = 1, \dots, n_j, j = 1, \dots, J\}$  be the collection of all potential outcomes. We assume a finite population framework where  $\mathcal{F}_J$  is fixed, but unknown and only  $Z_j$  is random in the study.

We make some important remarks about the notation, especially its implications about interference. First, the potential outcome of individual  $i$  in cluster  $j$ , i.e.  $Y_{ji}^{(z_j)} = Y_{ji}^{(z_j, D_{ji}^{(z_j)}, \mathbf{D}_{j(-i)}^{(z_j)})}$ , is affected by the treatment receipt of everyone in cluster  $i$ , a phenomena known as partial interference (Sobel, 2006; Hudgens and Halloran, 2008). Second, because CRTs randomize treatment at the cluster-level and everyone in a cluster is assigned treatment or control, we use  $D_{ji}^{(z_j)}$  instead of  $D_{ji}^{(z_j, \mathbf{z}_{i(-j)})}$  for the treatment receipt; the latter notation allows the treatment assignment to vary between individuals in the same cluster, which is not a feasible intervention in a CRT. This also means that we still have four principal strata under noncompliance (Angrist et al., 1996); see below for details. Third, the observed data and the potential outcomes are linked through the cluster-level treatment assignment  $Z_j$ , i.e.  $Y_{ji} = Y_{ji}^{(1)} Z_j + Y_{ji}^{(0)} (1 - Z_j)$  and  $D_{ji} = D_{ji}^{(1)} Z_j + D_{ji}^{(0)} (1 - Z_j)$ .

### 2.3 Review: Assumptions on Noncompliance and Interference

Next, we introduce standard working assumptions in noncompliance and interference; see Angrist et al. (1996) and Hudgens and Halloran (2008) for details.

- (A1) (*Cluster Random Assignment*):  $m$  clusters are randomly assigned to treatment, i.e.  $P(\mathbf{Z} = \mathbf{z} \mid \mathcal{F}_J, \mathcal{Z}_J) = \binom{J}{m}^{-1}$  where  $\mathcal{Z}_J$  is the set of allowable cluster-level treatment assignments with  $m$  treated clusters. Also,  $m/J$  is bounded away from 0 and 1.
- (A2) (*Non-Zero Causal Effects of  $Z$  on  $D$* ):  $N^{-1} \sum_{j=1}^J \sum_{i=1}^{n_j} \{D_{ji}^{(1)} - D_{ji}^{(0)}\} \neq 0$ .
- (A3) (*Network Exclusion Restriction*) For every  $d_{ji} \in \{0, 1\}$  and  $\mathbf{d}_{j(-i)} \in \{0, 1\}^{n_j-1}$ , we have  $Y_{ji}^{(1, d_{ji}, \mathbf{d}_{j(-i)})} = Y_{ji}^{(0, d_{ji}, \mathbf{d}_{j(-i)})} = Y_{ji}^{(d_{ji}, \mathbf{d}_{j(-i)})}$ .
- (A4) (*Monotonicity of Treatment Receipt*) For every individual  $ji$ , we have  $D_{ji}^{(0)} \leq D_{ji}^{(1)}$ .

(A5) (*Bounded, Monotonic Outcome*) For every individual  $ji$ , we have  $0 \leq Y_{ji}^{(0)} \leq Y_{ji}^{(1)} \leq 1$ .

We briefly discuss assumptions (A1)-(A5) in the context of CRTs in infectious disease. Assumptions (A1) and (A2) are often satisfied in CRTs; in the Hong Kong study, clustered are randomly assigned free masks and hand sanitizers and, as mentioned above, some individuals ended up using them. Assumption (A3) requires subject-matter expertise and falsification tests exist (Baiocchi et al., 2014). Assumptions (A1)-(A3) with a binary outcome are often the “minimal” set of assumptions needed for bounds under noncompliance (Swanson et al., 2018). Assumption (A4) is often assessed by defining four subgroups of the study population, always-takers (ATs;  $D_{ji}^{(0)} = D_{ji}^{(1)} = 1$ ), compliers (COs;  $D_{ji}^{(0)} = 0$  and  $D_{ji}^{(1)} = 1$ ), defiers (DFs;  $D_{ji}^{(0)} = 1, D_{ji}^{(1)} = 0$ ), and never-takers (NTs;  $D_{ji}^{(0)} = D_{ji}^{(1)} = 0$ ). In the Hong Kong study, always-takers always use face masks and hand hygiene regardless of whether the items were offered for free or not. Compliers use these items only if they were offered and defiers do the opposite. Finally, NTs never use these item even if they are offered. Under assumption (A4), there are no defiers. Finally, in the Hong Kong study, assumption (A5) states that the flu status of individual  $i$  (i.e the outcome) is bounded between 0 and 1 and giving free masks/hand sanitizers is not harmful; see Choi (2017) for a similar assumption. Generally, if the intervention is meant to benefit an individual, the monotonicity part of (A5) is plausible. Also, if the outcome is bounded, we can transform the outcome into the 0-1 range to satisfy the boundedness part of (A5).

Subsequent sections will use different combinations of assumptions (A1)-(A5). Specifically, when studying ITT-related effects, we will only use assumption (A1). When studying spillover effects ,we will use all assumptions (A1)-(A5).

## 2.4 Causal Estimands of Interest and Problem Statement

We study three causal estimands in the paper. Let  $\mathcal{Y}_j^{(z)} = (J/N) \sum_{i=1}^{n_j} Y_{ji}^{(z)}$  be the scaled average of potential outcomes in cluster  $j$  under treatment arm  $z \in \{0, 1\}$  and let  $\mathcal{Y}^{(z)} = \{\mathcal{Y}_1^{(z)}, \dots, \mathcal{Y}_J^{(z)}\}$  be the collection of  $\mathcal{Y}_j^{(z)}$ s across  $J$  clusters. The first estimand of interest is the overall ITT effect and is defined as the average of individual ITT effects  $\tau_{ji} = Y_{ji}^{(1)} - Y_{ji}^{(0)}$  for everyone in the study; i.e.  $\tau_{\text{ITT}} = \sum_{j=1}^J \sum_{i=1}^{n_j} \tau_{ji} / N = \mathcal{M}\{\mathcal{Y}^{(1)}\} - \mathcal{M}\{\mathcal{Y}^{(0)}\}$ . In the Hong Kong study,  $\tau_{\text{ITT}}$  represents the population average effect of giving free masks and hand sanitizers to households on contracting

the flu and a positive  $\tau_{\text{TT}}$  would indicate that giving these items for free prevented flu cases. The second estimand is the heterogeneous ITT effect defined by covariates  $\mathbf{X}_{ji}$ . Specifically, following [Ding et al. \(2019\)](#), consider the best linear approximation of individual ITT effects  $\tau_{ji}$  by  $\mathbf{X}_{ji}$ , i.e.

$$\boldsymbol{\beta}^* = \arg \min_{\boldsymbol{\beta}} \sum_{j=1}^J \sum_{i=1}^{n_j} \left( \tau_{ji} - \mathbf{X}_{ji}^{\top} \boldsymbol{\beta} \right)^2. \quad (1)$$

The term  $\mathbf{X}_{ji}^{\top} \boldsymbol{\beta}^*$  in (1) is called the best linear approximation of  $\tau_{ji}$  where “best” is defined as the value of  $\boldsymbol{\beta}^*$  that minimizes the least squares criterion and the term  $\tau_{ji} - \mathbf{X}_{ji}^{\top} \boldsymbol{\beta}^*$  is the approximation error. As discussed in [Ding et al. \(2019\)](#), (1) is not a modeling assumption where the outcome (or the treatment effect) must equal to  $\mathbf{X}_{ji}^{\top} \boldsymbol{\beta}^*$  plus mean-zero error; instead,  $\mathbf{X}_{ji}^{\top} \boldsymbol{\beta}^*$  is capturing the systematic variation in the treatment effect and there may be non-mean-zero residual variation in  $\tau_{ji} - \mathbf{X}_{ji}^{\top} \boldsymbol{\beta}^*$  that could be explained by higher-order terms of  $\mathbf{X}_{ji}$ s. Let  $\mathcal{Y}_{X,j}^{(z)} = (J/N) \sum_{i=1}^{n_j} \mathbf{X}_{ji} Y_{ji}^{(z)}$ ,  $\mathcal{X}_j = (J/N) \sum_{i=1}^{n_j} \mathbf{X}_{ji} \mathbf{X}_{ji}^{\top}$ ,  $\mathcal{Y}_X^{(z)} = \{\mathcal{Y}_{X,1}^{(z)}, \dots, \mathcal{Y}_{X,J}^{(z)}\}$ , and  $\mathcal{X} = \{\mathcal{X}_1, \dots, \mathcal{X}_J\}$ . If  $N^{-1} \sum_{j=1}^J \sum_{i=1}^{n_j} \mathbf{X}_{ji} \mathbf{X}_{ji}^{\top}$  is invertible,  $\boldsymbol{\beta}^*$  in (1) becomes  $\boldsymbol{\beta}^* = \{\mathcal{M}(\mathcal{X})\}^{-1} [\mathcal{M}\{\mathcal{Y}_X^{(1)}\} - \mathcal{M}\{\mathcal{Y}_X^{(0)}\}]$ . To interpret  $\boldsymbol{\beta}^*$  in the Hong Kong study, suppose  $\mathbf{X}_{ji}$  is equal to age measured in years. Then, a positive  $\boldsymbol{\beta}^*$  would suggest that giving free masks and hand sanitizers to households is more beneficial to older individuals than younger individuals while a negative  $\boldsymbol{\beta}^*$  would suggest the opposite.

The third estimand of interest is the average spillover effect among NTs. As mentioned earlier, a NT is an individual who never uses the treatment, say vaccines or face masks, regardless of the cluster-level randomized assignment. However, other individuals may use the treatment, say by getting vaccinated or wearing face masks, and their usage may provide some protection among NTs in the form of herd immunity. Formally, under assumption (A3), this protective effect can be defined as

$$\tau_{\text{NT}} = \frac{1}{N_{\text{NT}}} \sum_{j=1}^J \sum_{i=1}^{n_j} \left\{ Y_{ji}^{(0, \mathbf{D}_{j(-i)}^{(1)})} - Y_{ji}^{(0, \mathbf{D}_{j(-i)}^{(0)})} \right\} \text{NT}_{ji}$$

where  $\text{NT}_{ji} = \mathbb{1}\{D_{ji}^{(1)} = 0, D_{ji}^{(0)} = 0\}$  denotes whether individual  $i$  in cluster  $j$  is a NT and  $N_{\text{NT}} = \sum_{j=1}^J \sum_{i=1}^{n_j} \text{NT}_{ji}$  is the total number of NTs in the population. The definition of  $\tau_{\text{NT}}$  implicitly assumes that there is at least one NT in the population, i.e.  $N_{\text{NT}} \neq 0$ . If  $\tau_{\text{NT}} = 0$ , it suggests that the treatment usage among NTs’ peers didn’t affect the NTs’ outcome and as such,



there was no protective spillover effect for the NTs. If  $\tau_{\text{NT}} > 0$ , it suggests that the treatment usage among NTs' peers spilled over to the NTs and there was a protective effect. More concretely, in the Hong Kong study, a positive  $\tau_{\text{NT}}$  would imply that the NTs who refused to wear masks or use hand sanitizers benefitted from their peers wearing masks and using hand sanitizers.

### 3 Analyzing Intent-to-Treat Effects

To estimate the two ITT effects  $\tau_{\text{ITT}}$  and  $\beta^*$ , consider  $\widehat{\mathcal{M}}_z(\mathcal{S})$  and  $\widehat{\mathcal{V}}_z(\mathcal{S})$ , which are estimators of the mean and covariance operators under treatment arm  $z \in \{0, 1\}$ , i.e.

$$\widehat{\mathcal{M}}_z(\mathcal{S}) = \frac{\sum_{j=1}^J \mathbb{1}(Z_j = z) \mathcal{S}_j}{\sum_{j=1}^J \mathbb{1}(Z_j = z)}, \quad \widehat{\mathcal{V}}_z(\mathcal{S}) = \frac{\sum_{j=1}^J \mathbb{1}(Z_j = z) [\text{vec}(\mathcal{S}_j) - \text{vec}\{\widehat{\mathcal{M}}_z(\mathcal{S})\}]^{\otimes 2}}{\sum_{j=1}^J \mathbb{1}(Z_j = z) - 1}.$$

Let  $\mathcal{Y} = \{\mathcal{Y}_1^{\langle Z_1 \rangle}, \dots, \mathcal{Y}_J^{\langle Z_J \rangle}\}$  and  $\mathcal{Y}_X = \{\mathcal{Y}_{X,1}^{\langle Z_1 \rangle}, \dots, \mathcal{Y}_{X,J}^{\langle Z_J \rangle}\}$  be the observed values of  $\mathcal{Y}_j^{\langle z_j \rangle}$  and  $\mathcal{Y}_{X,j}^{\langle z_j \rangle}$ , respectively. Natural estimators of  $\tau_{\text{ITT}}$  and  $\beta^*$  would be the Neyman-type unbiased estimators (Neyman, 1923; Ding et al., 2019) which are the difference-in-means of the observed outcomes between the treated and control clusters; for example, for  $\tau_{\text{ITT}}$ , a Neyman-type unbiased estimator would be  $\widehat{\tau}_{\text{ITT}} = \widehat{\mathcal{M}}_1(\mathcal{Y}) - \widehat{\mathcal{M}}_0(\mathcal{Y})$ . However, in cluster-level settings, we discovered that these estimators are sensitive to affine transformations in the outcome variable. As a simple example, if we were to flip a binary outcome  $Y$  from 1, 0 to 0, 1, these estimators do not always flip the sign of the estimated effect (i.e. the expected behavior), even asymptotically. Ultimately, this is because cluster size  $n_j$ , which defines the estimand, varies between treated and control groups in the observed sample. To resolve this, we instead use ratio estimators, which are popular in the sampling literature (Cochran, 1977; Fuller, 2009).

$$\begin{aligned} \widehat{\tau}_{\text{ITT}} &= \{\widehat{\mathcal{M}}_1(\mathcal{N})\}^{-1} \widehat{\mathcal{M}}_1(\mathcal{Y}) - \{\widehat{\mathcal{M}}_0(\mathcal{N})\}^{-1} \widehat{\mathcal{M}}_0(\mathcal{Y}), \\ \widehat{\beta} &= \{\widehat{\mathcal{M}}_1(\mathcal{X})\}^{-1} \widehat{\mathcal{M}}_1(\mathcal{Y}_X) - \{\widehat{\mathcal{M}}_0(\mathcal{X})\}^{-1} \widehat{\mathcal{M}}_0(\mathcal{Y}_X). \end{aligned}$$

Here,  $\mathcal{N} = \{(J/N)n_1, \dots, (J/N)n_J\}$  is the collection of scaled cluster sizes. Lemma 3.1 formally shows that these estimators are robust to affine transformations in CRTs.

**Lemma 3.1.** *Consider an affine transformation of the outcome  $Y'_{ji} = a + bY_{ji}$  with known  $a$  and*

b. Let  $\tau'_{\text{ITT}}$  and  $\beta^{*'}$  be the new estimands under the transformed outcome and let  $\widehat{\tau}'_{\text{ITT}}$  and  $\widehat{\beta}'$  be the ratio estimators using the new outcomes. Then, we have  $\tau'_{\text{ITT}} = b\tau_{\text{ITT}}$  and  $\beta^{*'} = b\beta^*$  for the estimands as well as  $\widehat{\tau}'_{\text{ITT}} = b\widehat{\tau}_{\text{ITT}}$  and  $\widehat{\beta}' = b\widehat{\beta}$  for the estimators.

A downside of the ratio estimators is that they are biased because the inverse terms are random. Fortunately, Theorem 3.1 shows that the ratio estimators are consistent and asymptotically Normal in various asymptotic regimes.

**Theorem 3.1.** *Under assumption (A1) and finite moment assumptions, as  $J, n_j \rightarrow \infty$  or  $J \rightarrow \infty$  while  $n_j$  is bounded, the limiting distributions of  $\widehat{\tau}_{\text{ITT}}$  and  $\widehat{\beta}$  are  $\sqrt{J}(\widehat{\tau}_{\text{ITT}} - \tau_{\text{ITT}}) \xrightarrow{D} N(0, \lim_{J \rightarrow \infty} (J \cdot V_{\text{ITT}}))$  and  $\sqrt{J}(\widehat{\beta} - \beta^*) \xrightarrow{D} N(0, \lim_{J \rightarrow \infty} (J \cdot V_{\beta}))$ , respectively, where*

$$V_{\text{ITT}} = \frac{\mathcal{V}\{\mathcal{R}^{(1)}\}}{m} + \frac{\mathcal{V}\{\mathcal{R}^{(0)}\}}{J-m} - \frac{\mathcal{V}\{\mathcal{R}^{(1)} - \mathcal{R}^{(0)}\}}{J},$$

$$V_{\beta} = \left\{ \mathcal{M}(\mathcal{X}) \right\}^{-1} \left[ \frac{\mathcal{V}\{\mathcal{R}_X^{(1)}\}}{m} + \frac{\mathcal{V}\{\mathcal{R}_X^{(0)}\}}{J-m} - \frac{\mathcal{V}\{\mathcal{R}_X^{(1)} - \mathcal{R}_X^{(0)}\}}{J} \right] \left\{ \mathcal{M}(\mathcal{X}) \right\}^{-1}.$$

Here  $\mathcal{R}^{(z)} = \{\mathcal{R}_1^{(z)}, \dots, \mathcal{R}_J^{(z)}\}$  and  $\mathcal{R}_X^{(z)} = \{\mathcal{R}_{X,1}^{(z)}, \dots, \mathcal{R}_{X,J}^{(z)}\}$  with  $\mathcal{R}_j^{(z)} = \mathcal{Y}_j^{(z)} - \mathcal{N}_j \mathcal{M}\{\mathcal{Y}^{(z)}\}$ , and  $\mathcal{R}_{X,j}^{(z)} = \mathcal{Y}_{X,j}^{(z)} - \mathcal{X}_j \left\{ \mathcal{M}(\mathcal{X}) \right\}^{-1} \mathcal{M}\{\mathcal{Y}_X^{(z)}\}$ .

Briefly, the finite moment assumptions for Theorem 3.1 are: (i)  $m/J \rightarrow p_{\text{ttt}} \in (0, 1)$ ; (ii)  $\mathcal{M}\{\mathcal{R}^{(z)}\}$  and  $\mathcal{M}\{\mathcal{R}_X^{(z)}\}$  are finite and full rank; (iii)  $\mathcal{M}(\mathcal{X})$  and  $\lim_{J \rightarrow \infty} \mathcal{M}(\mathcal{X})$  are full rank; (iv)  $\mathcal{V}\{\mathcal{R}_X^{(z)}\}$ ,  $\mathcal{V}\{\mathcal{R}^{(1)}, \mathcal{R}^{(0)}\}$ ,  $\mathcal{V}\{\mathcal{R}_X^{(1)}, \mathcal{R}_X^{(0)}\}$ ,  $\mathcal{V}(\mathcal{N})$ , and  $\mathcal{V}(\mathcal{X})$  converge to non-zero finite limits; and (v)  $\|\mathcal{R}_j^{(z)}\|_2^2/J$ ,  $\|\mathcal{R}_{X,j}^{(z)}\|_2^2/J$ ,  $\|\mathcal{N}_j - 1\|_2^2/J$ , and  $\|\mathcal{X}_j - \mathcal{M}(\mathcal{X})\|_2^2/J$  converge to zero. We remark that  $J$  and  $n_j$  can grow so long as (i)-(v) hold. Also, if  $n_j$  is bounded, the result will still hold so long as (i)-(v) are satisfied. As a simple example, bounded  $n_j$  implies conditions (iii) and (iv) if  $\|\mathbf{X}_{ji}\|$  is bounded. Practically speaking, Theorem 3.1 allows us to conduct tests on  $\tau_{\text{ITT}}$  and  $\beta^*$  in CRTs of infectious diseases where the cluster size is bounded (e.g., the Hong Kong study or other household-level CRTs) or where the cluster size is comparable to the number of clusters (e.g., CRTs concerning moderate number of villages or clinics), all without making parametric modeling assumptions on the outcome or on the intra-correlation structure.

Let  $\mathcal{R}_j = \mathcal{Y}_j^{(Z_j)} - \mathcal{N}_j \widehat{\mathcal{M}}_{Z_j}(\mathcal{Y})$  and  $\mathcal{R}_{X,j} = \mathcal{Y}_{X,j}^{(Z_j)} - \mathcal{X}_j \{\widehat{\mathcal{M}}_{Z_j}(\mathcal{X})\}^{-1} \widehat{\mathcal{M}}_{Z_j}(\mathcal{Y}_X)$  be the observed values of  $\mathcal{R}_j^{(z)}$  and  $\mathcal{R}_{X,j}^{(z)}$ , respectively. Let  $\mathcal{R} = \{\mathcal{R}_1, \dots, \mathcal{R}_J\}$  and  $\mathcal{R}_X = \{\mathcal{R}_{X,1}, \dots, \mathcal{R}_{X,J}\}$ . To estimate the asymptotic variance, we use the following conservative variance estimators  $J\widehat{V}_{\text{ITT}}$  and

$J\widehat{V}_\beta$  where  $\widehat{V}_{\text{ITT}} = \widehat{V}_1(\mathcal{R})/m + \widehat{V}_0(\mathcal{R})/(J - m)$  and  $\widehat{V}_\beta = \{\widehat{\mathcal{M}}_1(\mathcal{X})\}^{-1}\widehat{V}_1(\mathcal{R}_X)\{\widehat{\mathcal{M}}_1(\mathcal{X})\}^{-1}/m - \{\widehat{\mathcal{M}}_0(\mathcal{X})\}^{-1}\widehat{V}_0(\mathcal{R}_X)\{\widehat{\mathcal{M}}_0(\mathcal{X})\}^{-1}/(J - m)$ ; see [Fogarty \(2018\)](#) for similar estimators. Using standard Wald tests, we can use the estimated variances and [Theorem 3.1](#) to test hypotheses about  $\tau_{\text{TT}}$  and  $\beta^*$ .

## 4 Analyzing Spillover Effects Among Never-Takers

### 4.1 Overview

To motivate our analysis of spillover effect among NTs (i.e.  $\tau_{\text{NT}}$ ), we start by decomposing  $\tau_{\text{NT}}$  into averages of potential outcomes under treatment and control.

$$\tau_{\text{NT}} = \tau_{1,\text{NT}} - \tau_{0,\text{NT}} = \left( \frac{1}{N_{\text{NT}}} \sum_{j=1}^J \sum_{i=1}^{n_j} Y_{ji}^{(1)} \cdot \text{NT}_{ji} \right) - \left( \frac{1}{N_{\text{NT}}} \sum_{j=1}^J \sum_{i=1}^{n_j} Y_{ji}^{(0)} \cdot \text{NT}_{ji} \right). \quad (2)$$

[Theorem 2](#) in [Kang and Keele \(2018\)](#) showed that  $\tau_{\text{NT}}$  usually cannot be point-identified in a CRT because the NT status is not known for the control clusters, i.e.  $\tau_{0,\text{NT}}$  cannot be point-identified. In contrast,  $\tau_{1,\text{NT}}$  is point-identified, which leads to a naive bound of  $[0, \tau_{1,\text{NT}}]$  for  $\tau_{\text{NT}}$ . But, this bound does not use any covariate information and our proposed method aims to tighten this bound by combining classification algorithms from ML and linear programming. Specifically, in the first step, (see [Section 4.2](#)), we build a “NT classifier”  $C_\eta(\mathbf{X}_{ji})$  that takes in pre-treatment covariates from individual  $ji$  and outputs  $C_\eta(\mathbf{X}_{ji}) = 1$  if individual  $ji$  is predicted to be a NT or  $C_\eta(\mathbf{X}_{ji}) = 0$  otherwise; the term  $\eta$  parametrizes the classifier  $C_\eta$ . In the second step (see [Section 4.3](#)), we use this classifier inside a linear program to obtain a sharp bound for  $\tau_{\text{NT}}$ . An attractive feature of our method is that the NT classifier in the first step does not have to be a perfect classifier; in the worst case, it can be a random classifier. But, if an investigator chooses a good classifier with a low mis-classification rate  $R$ , it can tighten the bounds on  $\tau_{\text{NT}}$ . Also, our approach to bounds differs from other well-known instrumental variables bounds in the literature (e.g. [Balke and Pearl \(1997\)](#) and [Richardson and Robins \(2014\)](#)) in that (i) prior literature has primarily focused on bounds for the average treatment effect, not local or spillover effects and (ii) prior literature often ignored pre-treatment covariates and classifiers from machine learning to sharpen bounds.

## 4.2 Training the NT Classifier: Constrained Risk Minimization

To train the classifier  $C_\eta$  predicting NT status, let  $L : \mathbb{R} \otimes \mathbb{R} \rightarrow [0, \infty)$  be a loss function, say squared error loss or logistic/cross-entropy loss with a penalty. Consider a classifier parametrized by  $\eta = (\theta, q)$  and having the form  $C_\eta(\mathbf{X}_{ji}) = \mathbb{1}\{f_\theta(\mathbf{X}_{ji}) \geq q\}$ ; here  $f_\theta : \mathbb{R}^p \rightarrow \mathbb{R}$  is a function that transforms the covariates  $\mathbf{X}_{ji}$  and is parametrized by  $\theta$ . This type of indicator-based classifier is not new, as it is related to the rectified linear unit common in deep neural networks (Goodfellow et al., 2016), the margin condition in support vector machines where  $f$  is a kernel function and  $q$  is the margin, or a quantile-threshold classifier in Kennedy et al. (2020).

To train the classifier, we first consider the following solution of  $\eta$  that is a variant of constrained risk minimization.

$$\theta^* = \arg \min_{\theta} \sum_{j=1}^J \sum_{i=1}^{n_j} L(\text{NT}_{ji}, f_\theta(\mathbf{X}_{ji})), \quad q^* \in \left\{ q \left| N_{\text{NT}} = \sum_{j=1}^J \sum_{i=1}^{n_j} \mathbb{1}\{f_{\theta^*}(\mathbf{X}_{ji}) \geq q\} \right. \right\}. \quad (3)$$

The first part of equation (3) is a risk minimizer and as such, we can use a large library of classifiers based on risk minimization. Some well-known examples include:

- (EE1) (*Multiple linear regression: linear  $f_\theta$ , squared error loss*) A linear learner  $f_\theta(\mathbf{X}_{ji}) = \mathbf{X}_{ji}^\top \theta$  and a square-error loss function  $L(\text{NT}_{ji}, f_\theta(\mathbf{X}_{ji})) = (\text{NT}_{ji} - f_\theta(\mathbf{X}_{ji}))^2$ .
- (EE2) (*Penalized logistic regression: logistic  $f_\theta$ ,  $\ell^2$ -regularized logistic loss*) A logistic learner  $f_\theta(\mathbf{X}_{ji}) = \{1 + \exp(-\mathbf{X}_{ji}^\top \theta)\}^{-1}$  and a logistic loss where  $L(\text{NT}_{ji}, f_\theta(\mathbf{X}_{ji})) = -\text{NT}_{ji} \log \{f_\theta(\mathbf{X}_{ji})\} - (1 - \text{NT}_{ji}) \log \{1 - f_\theta(\mathbf{X}_{ji})\} + \lambda \|\theta\|^2 / 2$  with  $\lambda > 0$  as a regularization parameter.

The second part of (3) calibrates  $f_{\theta^*}$  obtained from risk minimization so that the final classifier of NTs  $C_\eta(\mathbf{X}_{ji})$  correctly estimates of the total number of NTs. Combined, the two parts of (3) are designed to find the best  $\eta$  based on an investigator's choice of the loss function  $L$  and learner  $f_\theta$ ; as mentioned earlier,  $C_\eta(\mathbf{X}_{ji})$  does not have to be a perfect classifier of NTs for our procedure to work.

Now, (3), as written, is impossible to use with real data because (i) the term  $q^*$  in (3) may not always exist in finite samples, (ii) the indicator function  $\mathbb{1}$  to solve for  $q^*$  is not smooth, posing a computational challenge to find (ideally a unique)  $q^*$ , and (iii)  $\text{NT}_{ji}$ s are not observed for every  $ji$ . To resolve issue (i), we leverage data augmentation techniques in machine learning (Goodfellow

et al., 2016) where we perturb the original  $f_{\theta^*}$  by adding i.i.d. random noise and solve  $q$  based on the new, randomized  $\tilde{f}_{\theta^*}$ , denoted as  $\tilde{f}_{\theta^*}$ .

$$q^* \in \left\{ q \mid N_{\text{NT}} = \sum_{j=1}^J \sum_{i=1}^{n_j} \mathbb{1}\{\tilde{f}_{\theta^*}(\mathbf{X}_{ji}) \geq q\} \right\}, \quad \tilde{f}_{\theta^*}(\mathbf{X}_{ji}) = f_{\theta^*}(\mathbf{X}_{ji}) + e_{ji}$$

where  $e_{ji} \sim \text{Unif}(-r, r)$ . The randomized  $\tilde{f}_{\theta^*}$  is the original  $f_{\theta^*}$  with uniformly distributed noise added to it. The choice to use a uniform distribution as the randomizer is out of convenience and other distributions are possible. The choice of  $r$  governing the uniform distribution depends on the original  $f_{\theta^*}$  and under some conditions,  $r$  should be of order  $\Theta(J^{-1})$ ; see Section A.3.1 of the supplementary materials for details. Using the randomized learner  $\tilde{f}_{\theta^*}$  always guarantees a solution for  $q^*$  in finite sample and we can re-define the classifier as  $\tilde{C}_{\eta}(\mathbf{X}_{ji}) = \mathbb{1}\{\tilde{f}_{\theta^*}(\mathbf{X}_{ji}) \geq q\}$  based on  $\tilde{f}_{\theta^*}$ .

Next, to resolve (ii), we use a trick from optimization where the indicator function is replaced with a continuous surrogate indicator function  $\mathcal{I}$ , say a scaled hyperbolic tangent or a logistic function. For our setting, we use the following surrogate indicator function  $\mathcal{I}_{c,h}$  parameterized by  $c, h > 0$ ; this surrogate function is not only continuous, but also differentiable and strictly increasing.

$$\mathcal{I}_{c,h}(t) = \begin{cases} 1 - c \cdot \exp\left\{-\frac{1-2c}{2ch}(t-h)\right\} & (h \leq t) \\ \frac{1-2c}{2h}(t+h) + c & (-h \leq t \leq h) \\ c \cdot \exp\left\{\frac{1-2c}{2ch}(t+h)\right\} & (t \leq -h) \end{cases}.$$

The exact choice of  $c$  and  $h$  depends on the randomized learner  $\tilde{f}_{\theta^*}$  and broadly speaking,  $c$  and  $h$  should roughly be of order  $c = \Theta((\log J)^{-1})$  and  $h = \Theta(J^{-1})$ ; see Section A.3.2 of the supplementary materials. After addressing issues (i) and (ii), the original optimization problem (3) becomes

$$\theta^* = \arg \min_{\theta} \sum_{j=1}^J \sum_{i=1}^{n_j} L(\text{NT}_{ji}, f_{\theta}(\mathbf{X}_{ji})), \quad N_{\text{NT}} = \sum_{j=1}^J \sum_{i=1}^{n_j} \mathcal{I}_{c,h}(\tilde{f}_{\theta^*}(\mathbf{X}_{ji}) - q^*). \quad (4)$$

and the classifier based on  $\eta^* = (\theta^*, q^*)$  has the form  $\tilde{C}_{\eta^*}(\mathbf{X}_{ji}) = \mathbb{1}\{\tilde{f}_{\theta^*}(\mathbf{X}_{ji}) \geq q^*\}$ . Finally, to resolve issue (iii), we train our classifier among the treated clusters because under assumption (A4),

the NT status is known for  $Z_j = 1$ , i.e.  $\text{NT}_{ji} = (1 - D_{ji})$  when  $Z_j = 1$ . Combining (i)-(iii), our estimated classifier is based on the following.

$$\hat{\theta} = \arg \min_{\theta} \sum_{j:Z_j=1} \sum_{i=1}^{n_j} L(\text{NT}_{ji}, f_{\theta}(\mathbf{X}_{ji})), \quad \sum_{j:Z_j=1} \sum_{i=1}^{n_j} \text{NT}_{ji} = \sum_{j,Z_j=1} \sum_{i=1}^{n_j} \mathcal{I}_{c,h}(\tilde{f}_{\hat{\theta}}(\mathbf{X}_{ji}) - \hat{q}). \quad (5)$$

We will denote the estimated classifier as  $\tilde{C}_{\hat{\eta}}(\mathbf{X}_{ji}) = \mathbb{1}\{\tilde{f}_{\hat{\theta}}(\mathbf{X}_{ji}) \geq \hat{q}\}$  where  $\hat{\eta} = (\hat{\theta}, \hat{q})$ .

### 4.3 Bounds with Linear Program and Classifier

To construct a sharp bound using the NT classifier from above, we first consider the “population-level” / “true” NT classifier  $\tilde{C}_{\eta^*}(\mathbf{X}_{ji})$  in (4). Let  $R = (N_{\text{NT}})^{-1} \sum_{j=1}^J \sum_{i=1}^{n_j} \text{NT}_{ji} \{1 - \tilde{C}_{\eta^*}(\mathbf{X}_{ji})\}$  be the mis-classification rate of the classifier. We can use the NT classifier to construct proxy estimates of  $\tau_{1,\text{NT}}$  and  $\tau_{0,\text{NT}}$  in equation (2) by replacing the true NT status with the predicted NT status from the classifier; we denote these as  $\tau_{1,C}$  and  $\tau_{0,C}$ .

$$\tau_{z,C} = \frac{1}{N_{\text{NT}}} \sum_{j=1}^J \sum_{i=1}^{n_j} Y_{ji}^{(z)} \tilde{C}_{\eta^*}(\mathbf{X}_{ji}) = \frac{1}{N_{\text{NT}}} \left[ \underbrace{\sum_{j=1}^J \sum_{i=1}^{n_j} Y_{ji}^{(z)} \text{NT}_{ji} \tilde{C}_{\eta^*}(\mathbf{X}_{ji})}_{A_z} + \underbrace{\sum_{j=1}^J \sum_{i=1}^{n_j} Y_{ji}^{(z)} (1 - \text{NT}_{ji}) \tilde{C}_{\eta^*}(\mathbf{X}_{ji})}_{B_{z+}} \right]$$

The term  $A_z$  making up  $\tau_{z,C}$  is the sum of potential outcomes among NTs that were correctly classified by the classifier. The term  $B_{z+}$  is the sum of potential outcomes among non-NTs that were incorrectly classified; in other words,  $B_{z+}$  is the potential outcomes from the false-positives of the classifier. Similarly, we can decompose  $\tau_{1,\text{NT}}$  and  $\tau_{0,\text{NT}}$  as  $\tau_{z,\text{NT}} = (A_1 + B_{z-})/N_{\text{NT}}$  where  $B_{z-} = \sum_{j=1}^J \sum_{i=1}^{n_j} Y_{ji}^{(z)} \text{NT}_{ji} \{1 - \tilde{C}_{\eta^*}(\mathbf{X}_{ji})\}$  is the sum of potential outcomes among false-negatives of the classifier. Combined, the decompositions allow us to re-express the spillover effect as  $\tau_{\text{NT}} = (N_{\text{NT}})^{-1} \{(A_1 + B_{1-}) - (A_0 + B_{0-})\}$ . Also, the decompositions reveal a set of linear relationships between the terms  $A_1, A_0, B_{1+}, B_{1-}, B_{0+}$ , and  $B_{0-}$ , and the terms  $\tau_{1,\text{NT}}, \tau_{0,C}, \tau_{1,C}$ , and  $R$ ; as we show below, the latter terms can be estimated from data. Our proposed linear program uses these

decompositions and IV assumptions to find the upper and lower bounds for  $\tau_{\text{NT}}$ :

$$\begin{aligned} \text{Min/Max } \tau_{\text{NT}} \text{ over } A_1, A_0, B_{1+}, B_{1-}, B_{0+}, B_{0-} \quad \text{subject to } \begin{cases} \tau_{\text{NT}} = \{(A_1 + B_{1-}) - (A_0 + B_{0-})\} / N_{\text{NT}} & (6a) \\ A_1 + B_{1-} = N_{\text{NT}} \cdot \tau_{1,\text{NT}} & (6b) \\ A_1 + B_{1+} = N_{\text{NT}} \cdot \tau_{1,C}, \quad A_0 + B_{0+} = N_{\text{NT}} \cdot \tau_{0,C} & (6c) \\ A_0 \leq A_1, \quad B_{0-} \leq B_{1-}, \quad B_{0+} \leq B_{1+} & (6d) \\ B_{1+}, B_{1-} \leq N_{\text{NT}} \cdot R & (6e) \\ 0 \leq A_0, A_1, B_{0-}, B_{1-}, B_{0+}, B_{1+} & (6f) \end{cases} \end{aligned}$$

Minimizing the linear program gives us the lower bound for  $\tau_{\text{NT}}$  and maximizing the linear program gives us the upper bound for  $\tau_{\text{NT}}$ . Constraint (6a) is from the aforementioned decomposition. Constraints (6b) and (6c) are based the decompositions of  $\tau_{1,\text{NT}}$ ,  $\tau_{1,C}$  and  $\tau_{0,C}$ . Constraint (6d) is from the monotonicity of the outcome in assumption (A5). Finally, constraints (6e) and (6f) are from the boundedness of the outcome and the definition of the misclassification rate  $R$ . Theorem 4.1 characterize the solution to this linear program, including the bound's sharpness.

**Theorem 4.1.** *Suppose assumptions (A1)-(A5) hold. Then, given a classifier  $\tilde{C}_{\eta^*}(\mathbf{X}_{ji})$ , the minimizing and maximizing solutions to the linear program, denoted as LB and UB respectively, are  $\text{LB} = \max(0, \tau_{1,\text{NT}} - \tau_{0,C} - R, \tau_{1,C} - \tau_{0,C} - R)$  and  $\text{UB} = \min(\tau_{1,\text{NT}}, \tau_{1,\text{NT}} - \tau_{0,C} + R, \tau_{1,C} - \tau_{0,C} + R)$ . Furthermore,  $[\text{LB}, \text{UB}]$  are the sharpest bounds for  $\tau_{\text{NT}}$ , i.e. they are the narrowest possible bounds given  $\tau_{1,\text{NT}}$ ,  $\tau_{1,C}$ ,  $\tau_{0,C}$ , and  $R$ .*

If the classifier has a 100% mis-classification rate, i.e.  $R = 1$ , our estimated bounds for  $\tau_{\text{NT}}$  would be  $[0, \tau_{1,\text{NT}}]$ , the first terms in the expressions for LB and UB, respectively. However, as an investigator chooses a better classifier with a low  $R$ , we can tighten the bounds on  $\tau_{\text{NT}}$  through the second and third terms of the expressions for LB and UB. In the ideal case when  $R$  is zero,  $\tilde{C}_{\eta^*}(\mathbf{X}_{ji})$  perfectly classifies the true NT status  $\text{NT}_{ji}$  for all individuals and our sharp bounds reduces to a point  $\tau_{\text{NT}}$ .

Now, the linear program as written above is not feasible with real data because it requires the true  $\tilde{C}_{\eta^*}(\mathbf{X}_{ji})$  and population-level terms  $N_{\text{NT}}$ ,  $\tau_{1,\text{NT}}$ ,  $\tau_{1,C}$ ,  $\tau_{0,C}$ , and  $R$ . To resolve this, we can replace  $\tilde{C}_{\eta^*}(\mathbf{X}_{ji})$  with the estimator  $\tilde{C}_{\hat{\eta}}(\mathbf{X}_{ji}) = \mathbb{1}\{\tilde{f}_{\hat{\theta}}(\mathbf{X}_{ji}) \geq \hat{q}\}$  in (5) and we can estimate the

rest as follows:

$$\begin{aligned}\hat{\tau}_{1,C} &= \frac{1}{N_{1,\text{NT}}} \sum_{j=1}^J \sum_{i=1}^{n_j} Z_j Y_{ji} \tilde{C}_{\hat{\eta}}(\mathbf{X}_{ji}) , & \hat{\tau}_{0,C} &= \frac{1}{N_{0,\text{NT}}} \sum_{j=1}^J \sum_{i=1}^{n_j} (1 - Z_j) Y_{ji} \tilde{C}_{\hat{\eta}}(\mathbf{X}_{ji}) , \\ \hat{\tau}_{1,\text{NT}} &= \frac{1}{N_{1,\text{NT}}} \sum_{j=1}^J \sum_{i=1}^{n_j} Z_j Y_{ji} (1 - D_{ji}) , & \hat{R} &= \frac{1}{N_{1,\text{NT}}} \sum_{j=1}^J \sum_{i=1}^{n_j} Z_j \tilde{C}_{\hat{\eta}}(\mathbf{X}_{ji}) D_{ji} .\end{aligned}$$

Here,  $N_{z,\text{NT}} = \sum_{j=1}^J \sum_{i=1}^{n_j} \mathbb{1}(Z_{ji} = z) \tilde{C}_{\hat{\eta}}(\mathbf{X}_{ji})$  ( $z = 0, 1$ ) is the predicted number of NTs among clusters that were randomized to  $z \in \{0, 1\}$ . We can plug these estimators to the linear program above to arrive at the estimated sharp bounds, which by Theorem 4.1 has the explicit form  $[\widehat{\text{LB}}, \widehat{\text{UB}}]$  with  $\widehat{\text{LB}} = \max(0, \hat{\tau}_{1,\text{NT}} - \hat{\tau}_{0,C} - \hat{R}, \hat{\tau}_{1,C} - \hat{\tau}_{0,C} - \hat{R})$  and  $\widehat{\text{UB}} = \min(\hat{\tau}_{1,\text{NT}}, \hat{\tau}_{1,\text{NT}} - \hat{\tau}_{0,C} + \hat{R}, \hat{\tau}_{1,C} - \hat{\tau}_{0,C} + \hat{R})$ .

#### 4.4 Asymptotic Properties

This section formally shows that the estimated sharp bounds are consistent for the the population-level sharp bounds  $[\text{LB}, \text{UB}]$ . But, before we state the result, we take a brief moment to discuss some interesting theoretical challenges and subsequent insights about dealing with a randomized classifier  $\tilde{f}_{\theta}$  and a surrogate indicator function in a finite sample, randomization inference framework; to the best of our knowledge, using these two popular concepts in machine learning and optimization under a randomization inference framework is new. Broadly speaking, consistency of the estimated parameter  $\hat{\eta}$  based on a randomized  $\tilde{f}_{\theta}$  and a smoothed indicator function  $\mathcal{I}_{c,h}$  does not necessarily imply consistency of the estimated classifier due, in part, to the non-smoothness of the indicator function. A related concern is that the set of  $q^*$ s that satisfy (4) may be different than the set of  $\hat{q}$ s that satisfy (5). Not surprisingly and as is often the case for establishing theoretical properties of machine learning estimators, assumptions on  $f$  and  $L$  from the risk minimizer, specifically their complexity/smoothness, play a key role for consistency and Section A.3.3 of the supplementary materials contain additional discussions on these assumptions.

**Assumption 4.1.** Let  $\mathcal{E} = \mathcal{E}_{\theta} \otimes \mathcal{E}_q$  be a finite-dimensional Euclidean parameter space of  $\eta$  and let  $\mathcal{E}^{\circ} = \mathcal{E}_{\theta}^{\circ} \otimes \mathcal{E}_q^{\circ}$  be its interior. Suppose the following assumptions on  $f$  and  $L$  hold.

- (i) (*Asymptotics of NT and J*)  $N_{\text{NT}}/N$  is bounded away from zero for every  $J$  and  $n_i$  is bounded.

Also,  $m/J \rightarrow p_{\text{trt}} \in (0, 1)$  and  $N_{\text{NT}}/N \rightarrow p_{\text{NT}} \in (0, 1)$  as  $J \rightarrow \infty$ .



- (ii) (*Compact  $\mathcal{E}$  and true parameter in  $\mathcal{E}^\circ$* )  $\mathcal{E}_\theta$  and  $\mathcal{E}_q$  are compact and  $\eta^* \in \mathcal{E}^\circ$ .
- (iii) (*Full rank  $\mathbf{X}_{ji}$  and rate of  $\|\mathbf{X}_{ji}\|$* )  $\mathcal{M}(\mathcal{X})$  and  $\lim_{J \rightarrow \infty} \mathcal{M}(\mathcal{X})$  are finite and full rank. Also,  $\max_{ji} \|\mathbf{X}_{ji}\| = O(\log J)$ .
- (iv) (*Behavior of randomized  $\tilde{f}$* ) Let  $G_J(q; \theta)$  be the empirical cumulative distribution function (CDF) of  $\tilde{f}_\theta(\mathbf{X}_{ji})$ ,  $G_J(q; \theta) = N^{-1} \sum_{j=1}^J \sum_{i=1}^{n_j} \mathbb{1}\{\tilde{f}_\theta(\mathbf{X}_{ji}) \leq q\}$ . Then,  $G_J(q; \theta)$  satisfies the following conditions.
  - (a) (*Smoothness*) Let  $\mathcal{E}_{\theta, \text{const}}^\circ = \{\theta \in \mathcal{E}_\theta^\circ \mid \tilde{f}_\theta(\mathbf{X}_{ji}) = \tilde{f}_\theta(\mathbf{X}'_{ji}) \ \forall \mathbf{X}_{ji} \neq \mathbf{X}'_{ji}\}$  be the set of  $\theta$  where  $\tilde{f}_\theta$  is constant. For any fixed  $\theta \in \mathcal{E}_\theta^\circ \setminus \mathcal{E}_{\theta, \text{const}}^\circ$  and fixed  $q_1, q_2 \in \mathcal{E}_q^\circ$ , we have  $|G_J(q_2; \theta) - G_J(q_1; \theta)| \leq \mu_J(\theta)|q_2 - q_1|$  where  $\mu_J(\theta)$  depends on  $J$  and  $\theta$ . Also,  $\mu_J(\theta)$  are of the order  $O(1)$ .
  - (b) (*Local identifiability*) There exists an interval  $[q_L, q_U]$  containing  $q^*$  such that for any fixed  $(q_1, q_2) \subset [q_L, q_U]$ , we have  $|G_J(q_2; \theta^*) - G_J(q_1; \theta^*)| \geq \kappa_J|q_2 - q_1|$  where  $\kappa_J$  only depends on  $J$  and converges to a positive constant as  $J \rightarrow \infty$ .

Condition (i) of Assumption 4.1 is stronger than the assumption in Theorem 3.1 and is a notable limitation of our theory. Condition (ii) and the full rank portion of condition (iii) are common assumptions when proving theoretical properties of estimators based on the likelihood principle or estimating equations. The max norm portion of condition (iii) states that the range of the covariates grows at  $\log J$  rate and is satisfied if covariates are realizations from a non-degenerate sub-exponential distribution. Part (a) of condition (iv) states that the derivative of the CDF of the randomized  $\tilde{f}_\theta$  is finite for every  $J$ ; it is violated if the CDF “jumps” or changes drastically as  $J$  grows. Part (b) of condition (iv) states that the derivative of the CDF near the true  $q^*$  is non-zero; it is violated if the CDF remains flat around  $q^*$ . Both parts of condition (iv) hold for examples (EE1) and (EE2) if all  $\mathbf{X}_{ji}$  are discrete or if the density of the continuous components of  $\mathbf{X}_{ji}$  is bounded above. Overall, except for some important pathological cases (see supplementary materials for details), Assumption 1 will hold for classifiers like (EE1) and (EE2) in most real data.

Let  $\tilde{\mathcal{F}}_J = \mathcal{F}_J \cup \{e_{ji} \mid i = 1, \dots, n_j, j = 1, \dots, J\}$  be the extended set of  $\mathcal{F}$  that includes the randomization term  $e_{ji}$  from  $\tilde{f}_\theta$ . We treat  $e_{ji}$  as fixed after being randomly generated once and condition on  $\tilde{\mathcal{F}}_J$ ; this allows the randomness in the study to still be from the treatment assignment  $\mathbf{Z}$  only and is in alignment with finite-sample/randomization inference framework. Theorem 4.2

shows that the estimated sharp bounds are consistent.

**Theorem 4.2.** *Suppose (A1)-(A5) and Assumption 4.1 hold. Then, the estimated sharp bounds are consistent, i.e. for any  $\epsilon > 0$ ,  $\lim_{J \rightarrow \infty} P\{|\widehat{\text{UB}} - \text{UB}| > \epsilon \mid \tilde{\mathcal{F}}_J, \mathcal{Z}_J\} = 0$  and  $\lim_{J \rightarrow \infty} P\{|\widehat{\text{LB}} - \text{LB}| > \epsilon \mid \tilde{\mathcal{F}}_J, \mathcal{Z}_J\} = 0$ .*

Finally, to construct  $1 - \alpha$  confidence sets on the bounds, we use approaches in [Imbens and Manski \(2004\)](#) and [Romano and Shaikh \(2010\)](#), specifically using resampling and multiple testing approach in [Romano and Shaikh \(2010\)](#) with the approach laid out in Section 4 of [Imbens and Manski \(2004\)](#); see Section A.3.6 of the supplementary materials for details. We combine the two approaches to mitigate concerns about (i) clustered data in finite sample settings and, more importantly (ii) using a non-continuous classifier that has been randomized in the bound. Because of the latter point, a theoretical characterization of coverage is non-trivial except under very strong assumptions, say the estimated classifier is a near-perfect estimate of the population-level classifier and we see this as a theoretical cost of using a flexible, machine-learning based classifier to obtain narrower bounds. But, as we demonstrate in our simulation studies below, the combined approach achieves  $1 - \alpha$  coverage. Also, from a practical perspective, given that uniform coverage for bounds is sometimes difficult, if not impossible, for partially identified parameters ([Hirano and Porter, 2012](#)), the benefit of using machine-learning based classifiers to obtain narrower, more informative bounds may be a worthy trade-off to only numerically demonstrating  $1 - \alpha$  coverage, especially if the alternative is simply reporting a wide bound from not using a classifier, i.e.  $[0, \tau_{\text{NT}}]$ . As we show below, our bounds in real data were 50% narrower than classifier-less bounds.

## 5 Simulation

### 5.1 Model

We conduct a simulation study to examine the performance of our method. To make our simulation as realistic as possible to real data, we mimic the Hong Kong study design in that we use the same (i) subset of pre-treatment covariates (i.e. sex, age, vaccination history), (ii) cluster structure (i.e. number of clusters, size of clusters), (iii) randomization probabilities from the study, and (iv) one-sided noncompliance. From these characteristics, we generate the potential treatment receipts and

the potential outcome based on the following models.

$$\begin{aligned}
\mathbf{X}_{ji} &= [1, X_{ji,\text{male}}, X_{ji,\text{age}}, X_{ji,\text{age}}^2, X_{ji,\text{vaccine}}]^\top \\
D_{ji}^{(0)} &= 0, \quad D_{ji}^{(1)} \sim \text{Ber}\{p_D(\mathbf{X}_{ji})\}, \quad p_D(\mathbf{X}_{ji}) = \text{expit}\{-0.05(X_{ji,\text{age}} - 20)(X_{ji,\text{age}} - 50)\} \\
Y_{ji}^{(0)} &\sim \text{Ber}\{\text{expit}(-3)\}, \quad Y_{ji}^{(1)} \sim \max\left[Y_{ji}^{(0)}, \text{Ber}\{p_Y(D_{ji}^{(1)}, \mathbf{X}_{ji})\}\right] \\
p_Y(D_{ji}^{(1)}, \mathbf{X}_{ji}) &= \begin{cases} \text{expit}(-3 + 2\bar{C}_{ji}) & \text{if } D_{ji}^{(1)} = 0 \text{ (i.e. NT)} \\ \text{expit}(-3 + 2 + 4X_{ji,\text{vaccine}}) & \text{if } D_{ji}^{(1)} = 1 \text{ (i.e. Complier)} \end{cases}.
\end{aligned} \tag{7}$$

Here,  $\bar{C}_{ji} = (n_{ji} - 1)^{-1} \sum_{\ell: \ell \neq i} D_{j\ell}^{(1)}$  is the average number of  $ji$ 's neighbors who are using the treatment. From the data generating process, individual  $ji$  is a complier with probability  $p_D(\mathbf{X}_{ji})$  and is a NT with probability  $1 - p_D(\mathbf{X}_{ji})$ . Broadly speaking, the simulation model reflects a study population where individuals between 20 and 50 years olds are likely to comply to the cluster-level interventions and the ITT effect among these individuals is greater than the ITT effect among individuals outside of this age bracket. The ITT effect also varies depending on the individual's vaccination history. In addition, the NTs have spillover effects driven by compliant individuals who are likely between 20 and 50 year olds. Overall, the true overall ITT effect is  $\tau_{\text{ITT}} = 0.237$  and the true spillover effect is  $\tau_{\text{NT}} = 0.152$ . Once the potential outcomes are generated, we follow the original design of the study where we randomly assign 72 clusters to treatment and the rest 79 clusters to control. We repeat the treatment randomization 1000 times.

## 5.2 Results

Table 5.1 shows the estimation results of the overall ITT effect  $\tau_{\text{ITT}}$  and the heterogeneous ITT effect  $\beta^*$ . We see that our estimators have negligible biases for  $\tau_{\text{ITT}}$  and  $\beta^*$

For the sharp bound on the spillover effect, we use three potential classifiers for NTs, labeled as (P1), (P2), and (P3). For (P1) and (P2), we use (EE1) and (EE2), respectively, with  $\mathbf{X}_{ji}$  in (7). For (P3), we use (EE2), but with a reduced set of covariates  $\widetilde{\mathbf{X}}_{ji} = [1, X_{ji,\text{male}}, X_{ji,\text{age}}, X_{ji,\text{vaccine}}]^\top$ . The noise for the randomized learner  $\tilde{f}_{\theta^*}$  is generated from a uniform distribution  $\text{Unif}(-10^{-10}, 10^{-10})$ . Table 5.2 summarizes the bounds if we had the population-level classifiers. Among the three classifiers, (P2) has the narrowest bound of  $\tau_{\text{NT}}$  because the  $f$  in (P2) is nearly identical to the compliance status model. In contrast, (P3) has the widest bound because of the missing quadratic

Target estimand	Overall	Heterogeneous ITT effect coefficient ( $\beta^*$ )				
Variable	ITT ( $\tau_{\text{ITT}}$ )	Intercept ( $\beta_0^*$ )	Gender ( $\beta_1^*$ )	Age ( $\beta_2^*$ )	Age <sup>2</sup> ( $\beta_3^*$ )	Vaccination ( $\beta_4^*$ )
True value	$2.37 \times 10^{-1}$	$3.60 \times 10^{-2}$	$5.04 \times 10^{-2}$	$1.48 \times 10^{-2}$	$-2.37 \times 10^{-4}$	$2.71 \times 10^{-1}$
Estimate	$2.37 \times 10^{-1}$	$3.30 \times 10^{-2}$	$5.01 \times 10^{-2}$	$1.50 \times 10^{-2}$	$-2.40 \times 10^{-4}$	$2.72 \times 10^{-1}$
Bias	$-5.39 \times 10^{-4}$	$-3.01 \times 10^{-3}$	$-3.70 \times 10^{-4}$	$1.89 \times 10^{-4}$	$-2.56 \times 10^{-6}$	$2.48 \times 10^{-4}$
Standard error	$2.30 \times 10^{-2}$	$6.26 \times 10^{-2}$	$4.75 \times 10^{-2}$	$3.55 \times 10^{-3}$	$4.93 \times 10^{-5}$	$6.42 \times 10^{-2}$
Average p-value	$< 10^{-9}$	0.527	0.435	0.006	0.001	0.009
Coverage using $\hat{V}$	0.985	0.984	0.986	0.975	0.980	0.985
Coverage using $V$	0.958	0.945	0.951	0.942	0.934	0.942

Table 5.1: Estimation Results for ITT Effects. Each column represents a target quantity of interest. Bias is the mean difference between the estimate and the true value. Standard error is the standard deviation of the estimates. Average p-value is the average of p-values from Wald-type tests. Coverages is the proportion CIs that include the true value.

term. From Theorem 4.2, our estimated bounds from the observed data should be close to these population-level bounds.

Classifier	$\tau_{\text{NT}}$	$\tau_{1,\text{NT}}$	$\tau_{0,\text{NT}}$	$\tau_{1,C}$	$\tau_{0,C}$	$R$	[LB, UB]
(P1)	0.152	0.195	0.044	0.205	0.044	0.040	[0.121, 0.192]
(P2)				0.199	0.044	0.020	[0.135, 0.172]
(P3)				0.323	0.051	0.273	[0.000, 0.195]

Table 5.2: Estimands Under Each Classifier. Each row corresponds to a classifier. Each column shows the population estimands  $\tau_{1,\text{NT}}$ ,  $\tau_{0,\text{NT}}$ ,  $\tau_{\text{NT}}$ ,  $\tau_{1,C}$ ,  $\tau_{0,C}$ ,  $R$ , and [LB, UB].

Figure 5.1 reports the estimated bounds and the 95% confidence sets with  $B = 1000$  resamples. We see that the estimated bounds not only cover the true  $\tau_{\text{NT}}$ , but also some classifiers, notably (P2), shortened the bounds significantly compared to a bound that does not use a classifier; the classifier-less bound would have a lower bound of 0. We also see that the estimated bounds are close to their population-level counterparts in Table 5.2, numerically verifying Theorem 4.2. Finally, the confidence sets are non-trivial (i.e. does not cover the entire range of the outcome) and achieve nominal coverage of the sharp bound [LB, UB], numerically validating the coverage properties. But, our confidence sets are conservative. Section A.4 of the supplementary materials conduct additional simulation studies to further assess the properties of the inference algorithm.

## 6 Application

In this section, we re-analyze the original Hong Kong study using our proposed methods. Our replication focuses on the authors’ original analysis of the secondary attack rate, which is the infection rate excluding the index individual, when the intervention was applied within 36 hours of symptom

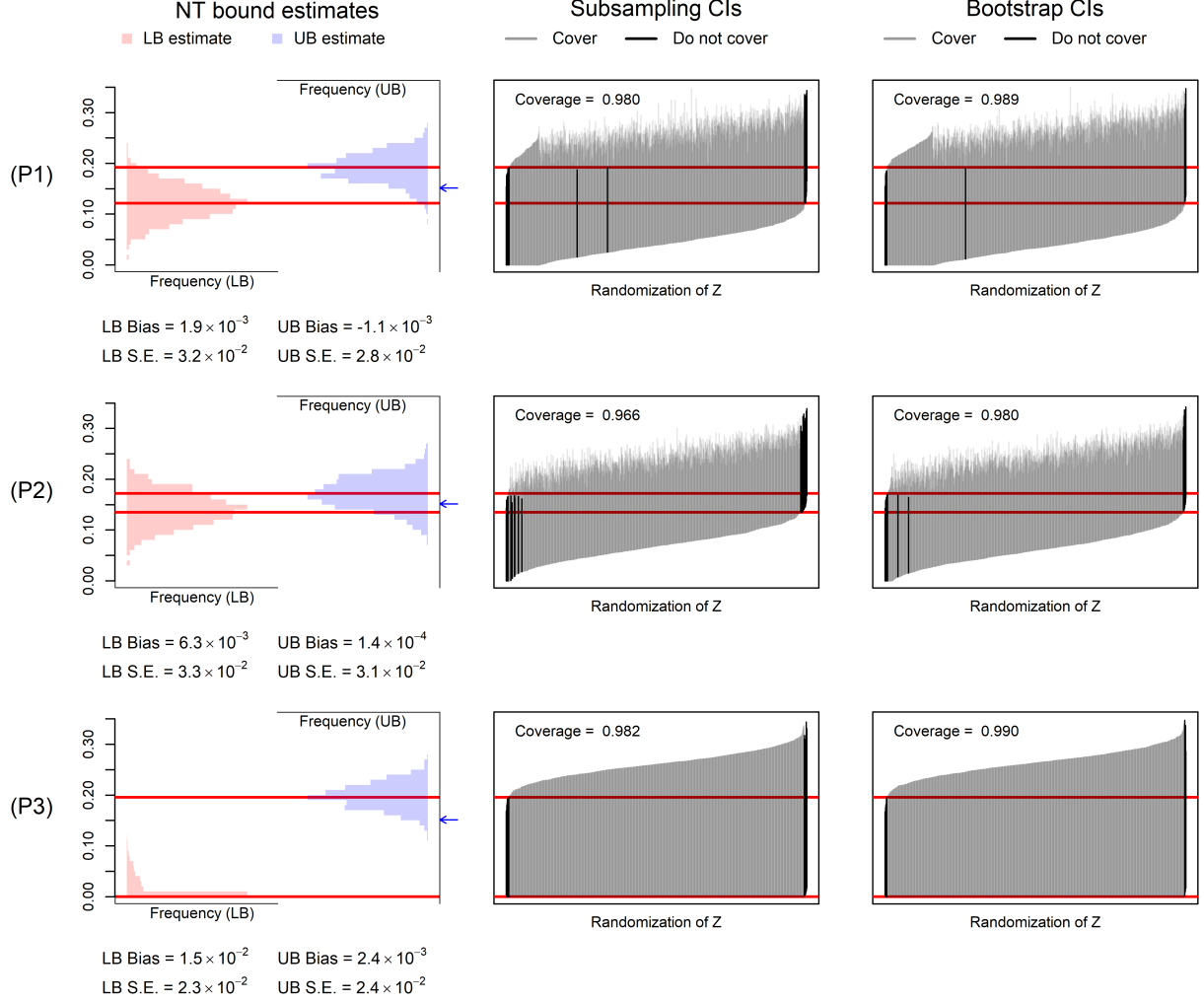


Figure 5.1: Estimation Results of the Spillover Effect Among NTs. Each row correspond to one of the three classifiers (P1), (P2), and (P3). The  $y$ -axis across all plots represents effect size. The left column shows histograms of the bound estimates  $[\widehat{LB}, \widehat{UB}]$  from each simulated dataset and the  $x$ -axes show the relative frequencies. The red solid lines (—) represent the true sharp bounds  $[LB, UB]$  under each classifier. The blue arrows ( $\leftarrow$ ) show the true NT spillover effect  $\tau_{NT} = 0.152$ . The middle and right columns show the 95% confidence sets based on subsampling and bootstrapping where each vertical segment indicates a 95% CI for  $[LB, UB]$  from one simulated dataset. Gray segments (|) are CIs that covered the true sharp NT bound  $[LB, UB]$  and black segments (|) are CIs that did not cover it.

onset in the index individual. Table 3 shows the results of the ITT effects. The estimated overall ITT effect and its corresponding standard errors are  $\widehat{\tau}_{ITT} = 0.0777$  and  $\{\widehat{V}(\widehat{\tau}_{ITT})\}^{1/2} = 0.0379$ , respectively. A 95% CI for  $\tau_{ITT}$  is  $[0.0035, 0.1520]$ , which implies the cluster-level interventions of giving free masks and hand sanitizers had a statistically significant positive effect (at  $\alpha = 0.05$ ) in decreasing flu cases in Hong Kong. We remark that this result agrees with the authors' original analysis in their Table 3. Remarkably, our approach, despite not assuming a parametric model for the cluster correlation, has the power to detect a significant effect and thus, strengthens the

existing causal conclusion from the authors.

For heterogeneous ITT effects, we use individual-level, cluster-level, and index/peer’s characteristics as covariates; see Table 6.1 for details. We use background information by Bartlett (1957) and Keeling and Rohani (2011, Chapter 6) on mathematical models of infectious disease within small clusters to encode each cluster size as a fixed effect where  $n_i = 2$  is specified as the base level and three indicators  $\mathbb{1}(n_j = 3)$ ,  $\mathbb{1}(n_j = 4)$ , and  $\mathbb{1}(n_j \geq 5)$  are used as dummy variables. In total, with a constant intercept term,  $\mathbf{X}_{ji}$  consist of 13 components (intercept, four individual-level characteristics, four index individual characteristics, three dummy variables about  $n_j$ , and house size).

Table 6.1 summarizes the results. The null hypothesis  $H_0 : \beta_{11}^* = 0$  concerning the term  $\mathbb{1}(n_j \geq 5)$  is rejected at level  $\alpha = 0.05$  with a positive  $\hat{\beta}_{11}$ , implying that the cluster-level intervention of giving free masks and hand sanitizers was more effective at decreasing infection rates among households with a large number of individuals. Also, the null hypothesis  $H_0 : \beta_{12}^* = 0$  concerning house size is rejected at level  $\alpha = 0.1$  with a negative  $\hat{\beta}_{12}$ , implying that the intervention was more effective among individuals who lived in small houses. Combined, the two results suggest that giving free masks and hand sanitizers was more effective among individuals living in dense households. In addition, the p-value of rejecting the overall non-intercept null hypothesis  $H_0 : \beta_{(-0)}^* = 0$  is  $3.75 \times 10^{-6}$ , implying that the ITT effect is heterogeneous among the covariates. We remark that the original analysis by Cowling et al. (2009) did not analyze heterogeneous ITT effects and missed out on these important insights about the ITT effect. Also, like before, our analysis of heterogeneous effects did not rely on parametric modeling assumptions.

Finally, we estimate the sharp bound of the NT spillover effect. Similar to the simulation study, we use three potential classifiers (P1), (P2), and (P3) for NTs, except we use the aforementioned 13 covariates in (P1) and (P2) and we only use the first 5 covariates (i.e. intercept and individual-level covariates) in (P3); the latter specification is done to illustrate the role that a good classifier plays in tightening our bounds. All three classifiers use a uniform distribution  $\text{Unif}(-10^{-10}, 10^{-10})$  as the randomizer. For each classifier, we report the estimates  $\hat{\tau}_{1,\text{NT}}$ ,  $\hat{\tau}_{1,C}$ ,  $\hat{\tau}_{0,C}$ , and  $\hat{R}$  as well as the estimated sharp bound  $[\widehat{\text{LB}}, \widehat{\text{UB}}]$ . We also construct 95% confidence sets based on  $B = 1000$  resamples,  $p_s = 0.3$  for (P3), and  $p_s = 0.4$  for (P1) and (P2). Table 6.2 summarizes the estimation results.

Variable	Estimate	SE	95% CI		$\chi^2$ -statistic	p-value
			Lower bound	Upper bound		
Overall ITT ( $\pi_{\text{ITT}}$ )	$7.77 \times 10^{-2}$	$3.79 \times 10^{-2}$	$3.46 \times 10^{-3}$	$1.52 \times 10^{-1}$	4.207	0.040
Intercept ( $\beta_0^*$ )	$3.41 \times 10^{-1}$	$2.00 \times 10^{-1}$	$-5.19 \times 10^{-2}$	$7.34 \times 10^{-1}$	2.894	0.089
Gender ( $\beta_1^*$ )	$2.96 \times 10^{-2}$	$6.03 \times 10^{-2}$	$-8.86 \times 10^{-2}$	$1.48 \times 10^{-1}$	0.241	0.623
Age ( $\beta_2^*$ )	$-4.48 \times 10^{-3}$	$6.45 \times 10^{-3}$	$-1.71 \times 10^{-2}$	$8.16 \times 10^{-3}$	0.483	0.487
Age <sup>2</sup> ( $\beta_3^*$ )	$3.22 \times 10^{-5}$	$7.31 \times 10^{-5}$	$-1.11 \times 10^{-4}$	$1.76 \times 10^{-4}$	0.194	0.660
Vaccination ( $\beta_4^*$ )	$-5.43 \times 10^{-2}$	$6.76 \times 10^{-2}$	$-1.87 \times 10^{-1}$	$7.82 \times 10^{-2}$	0.645	0.422
Index ind. gender ( $\beta_5^*$ )	$-8.85 \times 10^{-2}$	$5.98 \times 10^{-2}$	$-2.06 \times 10^{-1}$	$2.87 \times 10^{-2}$	2.188	0.139
Index ind. age ( $\beta_6^*$ )	$-6.38 \times 10^{-3}$	$8.76 \times 10^{-3}$	$-2.35 \times 10^{-2}$	$1.08 \times 10^{-2}$	0.531	0.466
Index ind. Age <sup>2</sup> ( $\beta_7^*$ )	$1.66 \times 10^{-4}$	$1.52 \times 10^{-4}$	$-1.31 \times 10^{-4}$	$4.63 \times 10^{-4}$	1.199	0.273
Index ind. vaccination ( $\beta_8^*$ )	$7.39 \times 10^{-2}$	$5.81 \times 10^{-2}$	$-3.99 \times 10^{-2}$	$1.88 \times 10^{-1}$	1.619	0.203
$\mathbb{1}(n_j = 3)$ ( $\beta_9^*$ )	$3.29 \times 10^{-2}$	$8.99 \times 10^{-2}$	$-1.43 \times 10^{-1}$	$2.09 \times 10^{-1}$	0.134	0.714
$\mathbb{1}(n_j = 4)$ ( $\beta_{10}^*$ )	$-3.34 \times 10^{-2}$	$7.56 \times 10^{-2}$	$-1.82 \times 10^{-1}$	$1.15 \times 10^{-1}$	0.195	0.659
$\mathbb{1}(n_j \geq 5)$ ( $\beta_{11}^*$ )	$2.76 \times 10^{-1}$	$1.09 \times 10^{-1}$	$6.27 \times 10^{-2}$	$4.90 \times 10^{-1}$	6.429	0.011
House size ( $\beta_{12}^*$ )	$-1.46 \times 10^{-4}$	$7.57 \times 10^{-5}$	$-2.94 \times 10^{-4}$	$2.24 \times 10^{-6}$	3.726	0.054

Table 6.1: ITT Effects in the Hong Kong Study. Each row represents an estimand and each column shows relevant statistics.

Classifier	$\hat{\tau}_{1,\text{NT}}$	$\hat{\tau}_{1,C}$	$\hat{\tau}_{0,C}$	$\hat{R}$	$[\widehat{\text{LB}}, \widehat{\text{UB}}]$	$[\widehat{\text{LB}}_{0.025}, \widehat{\text{UB}}_{0.975}]$
(P1)	0.966	0.948	0.794	0.345	[0, 0.499]	Subsampling: [0, 0.661]
						Bootstrap: [0, 0.703]
(P2)	0.966	0.966	0.778	0.328	[0, 0.515]	Subsampling: [0, 0.667]
						Bootstrap: [0, 0.708]
(P3)	0.966	0.966	0.800	0.414	[0, 0.579]	Subsampling: [0, 0.733]
						Bootstrap: [0, 0.766]

Table 6.2: Spillover Effect Among NTs in the Hong Kong Study. Each row corresponds to a classifier. Each column shows the estimated quantity.

Under all three classifiers, there is no evidence to suggest that the NT’s spillover effect is greater than zero. Specifically, all three classifiers lead to misclassification errors  $R$  around 35% and force the lower bounds across all three classifiers to be 0. The estimated upper bounds roughly suggests that wearing masks or using hand sanitizers offers at most a 50% reduction in infection rate among NTs who do not use these items. Also, notice that by using the classifiers, we shortened the bounds from  $[0, \hat{\tau}_{1,\text{NT}}] = [0, 0.966]$  to  $[0, 0.499]$  under (P1), which is roughly a 50% improvement in length. Also, classifier (P3) using only five covariates produces a larger bound than classifiers (P1) and (P2) based on all 13 covariates, suggesting the importance of using more covariates for better classifiers.

## 7 Conclusion

This paper presents assumption-lean methods to analyze two types of causal effects in CRTs from infectious diseases, the ITT effects and the spillover effects among NTs. For the ITT effects, we make a modest extension of [Ding et al. \(2019\)](#) to CRT settings where we propose estimators that are robust to affine transformations and do not require parametric modeling assumptions on the outcome. We also show that the desired asymptotic properties hold even if the cluster size grows to infinity. For the NT spillover effects, we present a new method to obtain sharp bounds by using linear programming and supervised machine learning where using a good classifier for NTs can tighten the bound. This new approach gives investigators more ways to tune and dramatically shorten bounds using ML methods instead of only relying on having good data and may have broader applications in other areas of instrumental variables. In a simulation study mimicking the Hong Kong study, our methods produced informative quantities, recovering the true heterogeneous ITT effects and producing informative bounds on the spillover effect. Finally, we demonstrate our methods in the Hong Kong study and find that not only does giving free masks and hand sanitizers within 36 hours after the onset of symptoms reduced the secondary attack rate, its effect was larger among dense households where families are living in a small living space. Also, our analysis suggests that the spillover effect is between 0% and 50% and is a dramatic improvement from a classifier-less bound between 0% and 96.6%. With subject-matter experts informing a better classifier, it may be possible to obtain even tighter bounds on the spillover effect.

We end by offering some advice on how to use our methods to analyze CRTs in infectious disease settings. First, we believe our approach to analyzing the ITT effects is promising, especially since our method was able to detect significant effects without making explicit modeling assumptions on the cluster structure, say Normally distributed random effects. Second, while a bound-based analysis is often considered conservative, as shown in the empirical example, investigators can collect a richer set of covariates or fine-tune classifiers to dramatically narrow bounds using our approach. Finally, we can analyze the spillover effects among always-takers by simply flipping the definition of  $Z$  and  $D$ .



## Supplementary Material

Section [A](#) presents additional results related to the main paper. Section [B](#) proves lemmas and theorems stated in the paper. Section [C](#) proves lemmas introduced in the supplementary material.

### A Additional Results

In this section, we introduce additional results which are related to the main paper.

#### A.1 Details of Section [1](#) in the Main Paper

In Table [A.1](#), we provide a selective overview of empirical work concerning CRTs for infectious diseases where treatment spillover effects were discussed and noncompliance was reported; for additional studies, see the references cited in these works. Overall, every study relied on some form of parametric modeling, some with random effect models and some using cluster bootstrap standard errors. Additionally, every study had more study units than the number of clusters, with some clusters having 400 study units per cluster ([Miguel and Kremer, 2004](#)) while others 1.35 study unit per cluster ([Devoto et al., 2012](#)).

Reference	Intervention	Primary Outcome	Cluster (size)	Individual (size)	Analytic Method
<a href="#">Miguel and Kremer (2004)</a>	Having deworming drug	Helminth infection	School (75)	Student (~30,000)	Cluster-robust probit regression
<a href="#">Cowling et al. (2009)</a>	Using masks and hand sanitizer	Influenza infection	Household (259)	Household member (794)	Logistic model with cluster-robust bootstrap Generalized estimating equations
<a href="#">Canini et al. (2010)</a>	Using masks	Influenza-like illness	Household (105)	Household member (306)	Logistic model with cluster-robust bootstrap
<a href="#">Stebbins et al. (2011)</a>	Giving hand sanitizer with education	Influenza infection	School (10)	Student (3,360)	Poisson/negative binomial mixed effect model
<a href="#">MacIntyre et al. (2011)</a>	Wearing masks or respirators during the work shift	Influenza-like illness Influenza infection	Hospital (15)	Health care workers (1,441)	Logistic mixed effect model
<a href="#">Aiello et al. (2012)</a>	Using masks and hand sanitizer	Influenza-like illness Influenza infection	University residence hall (37)	University student (1,178)	Discrete-time survival analysis
<a href="#">Devoto et al. (2012)</a>	Providing information about and assisting the connection to the water network	Water usage Child health Overall well-being	Clustered by location (626)	Household (845)	Cluster-robust linear regression
<a href="#">Duflo et al. (2015)</a>	Providing education subsidy and/or HIV education program	School attendance Early marriage/pregnancy HIV/Herpes infection	School (328)	Student (19,289)	Cluster-robust linear regression
<a href="#">MacIntyre et al. (2016)</a>	Using medical masks	Clinical respiratory illness Influenza-like illness Respiratory infection	Hospital (6)	Household (245)	Survival analysis

Table A.1: Summary of the references in Section 1 in the main paper. Both noncompliance and spillover effects are present in all references.

## A.2 Details of Section 3 in the Main Paper

### A.2.1 Useful Lemmas

In this subsection, we introduce lemmas that are used in proofs in Section B.1 and B.2.

**Lemma A.1.** *Suppose that assumption (A1) in the main paper hold. Then, the expectation and the variance of  $\mathbf{Z}$  are given by*

$$\mathbb{E}(\mathbf{Z} \mid \mathcal{F}_J, \mathcal{Z}_J) = \frac{m}{J} \mathbf{1}_J \quad , \quad \text{Var}(\mathbf{Z} \mid \mathcal{F}_J, \mathcal{Z}_J) = \frac{m(J-m)}{J(J-1)} \Pi_J$$

where  $\Pi_J = I_J - \mathbf{1}_J \mathbf{1}_J^\top / J$  is the centering matrix.

**Lemma A.2.** *Suppose that assumption (A1) in the main paper hold. Then, for  $z = 0, 1$ , we have the following result.*

$$\mathbb{E}\{\widehat{\mathcal{M}}_z(\mathbf{S}) \mid \mathcal{F}_J, \mathcal{Z}_J\} = \mathcal{M}(\mathbf{S}) \quad , \quad \mathbb{E}\{\widehat{\mathcal{V}}_z(\mathbf{S}, \mathbf{T}) \mid \mathcal{F}_J, \mathcal{Z}_J\} = \mathcal{V}(\mathbf{S}, \mathbf{T})$$

The proofs of Lemma A.1 and A.2 are in Section C.1 and C.2, respectively.

### A.2.2 Dependence of Difference-in-means Estimator on Affine Transformations

In this subsection, we show the Neyman-type unbiased estimators  $\widehat{\eta}_{\text{TT}} = \widehat{\mathcal{M}}_1(\mathbf{y}) - \widehat{\mathcal{M}}_0(\mathbf{y})$  and  $\widehat{\beta} = \{\mathcal{M}(\mathbf{x})\}^{-1} \{\widehat{\mathcal{M}}_1(\mathbf{y}_X) - \widehat{\mathcal{M}}_0(\mathbf{y}_X)\}$  are sensitive to transformation in the outcome variable. Suppose the outcome variable is transformed as  $Y'_{ji} = a + bY_{ji}$ . The corresponding estimators associated with  $Y'_{ji}$  are

$$\widehat{\eta}'_{\text{TT}} = \widehat{\mathcal{M}}_1(a\mathbf{1}_J + b\mathbf{y}) - \widehat{\mathcal{M}}_0(a\mathbf{1}_J + b\mathbf{y}) \quad , \quad \widehat{\beta}' = \{\mathcal{M}(\mathbf{x})\}^{-1} \{\widehat{\mathcal{M}}_1(a\mathbf{c} + b\mathbf{y}_X) - \widehat{\mathcal{M}}_0(a\mathbf{c} + b\mathbf{y}_X)\}$$

where  $\mathbf{1}_J = \{1, \dots, 1\}$  and  $\mathbf{c} = \{c_1, \dots, c_J\}$  with  $c_j = (J/N) \sum_{i=1}^{n_j} \mathbf{X}_{ji}$ . We observe that  $\widehat{\mathcal{M}}_1(a\mathbf{1}_J + b\mathbf{y})$  and  $\widehat{\mathcal{M}}_0(a\mathbf{1}_J + b\mathbf{y})$  are given as follows.

$$\widehat{\mathcal{M}}_1(a\mathbf{1}_J + b\mathbf{y}) = \frac{a}{m} \frac{J}{N} \sum_{j=1}^J Z_j n_j + b\widehat{\mathcal{M}}_1(\mathbf{y}) = \frac{aN_1}{m} \frac{J}{N} + b\widehat{\mathcal{M}}_1(\mathbf{y}) \quad , \quad \widehat{\mathcal{M}}_0(a\mathbf{1}_J + b\mathbf{y}) = \frac{aN_0}{J-m} \frac{J}{N} + b\widehat{\mathcal{M}}_0(\mathbf{y})$$

Thus, dependence of  $\hat{\tau}'_{\text{ITT}}$  on  $a$  does not vanish.

$$\hat{\tau}'_{\text{ITT}} = \frac{aJ}{N} \left( \frac{N_1}{m} - \frac{N_0}{J-m} \right) + b\widehat{\mathcal{M}}_1(\mathbf{y}) - b\widehat{\mathcal{M}}_0(\mathbf{y}) = \frac{aJ}{N} \left( \frac{N_1}{m} - \frac{N_0}{J-m} \right) + b\widehat{\tau}_{\text{ITT}}$$

Similarly, we observe that  $\widehat{\mathcal{M}}_1(a\mathbf{c} + b\mathbf{y}_X)$  and  $\widehat{\mathcal{M}}_0(a\mathbf{c} + b\mathbf{y}_X)$  are given as follows.

$$\begin{aligned}\widehat{\mathcal{M}}_1(a\mathbf{c} + b\mathbf{y}_X) &= \frac{a}{m} \frac{J}{N} \sum_{j=1}^J Z_j \sum_{i=1}^{n_j} \mathbf{X}_{ji} + b\widehat{\mathcal{M}}_1(\mathbf{y}_X) \\ \widehat{\mathcal{M}}_0(a\mathbf{c} + b\mathbf{y}_X) &= \frac{a}{J-m} \frac{J}{N} \sum_{j=1}^J (1 - Z_j) \sum_{i=1}^{n_j} \mathbf{X}_{ji} + b\widehat{\mathcal{M}}_0(\mathbf{y}_X)\end{aligned}$$

The dependence of  $\widehat{\beta}'$  on  $a$  does not vanish.

$$\begin{aligned}&\widehat{\mathcal{M}}_1(a\mathbf{c} + b\mathbf{y}_X) - \widehat{\mathcal{M}}_0(a\mathbf{c} + b\mathbf{y}_X) \\ &= \left\{ \mathcal{M}(\mathbf{x}) \right\}^{-1} \left\{ \frac{aJ}{N} \left( \frac{\sum_{j=1}^J Z_j \sum_{i=1}^{n_j} \mathbf{X}_{ji}}{m} - \frac{\sum_{j=1}^J (1 - Z_j) \sum_{i=1}^{n_j} \mathbf{X}_{ji}}{J-m} \right) + b\widehat{\mathcal{M}}_1(\mathbf{y}_X) - b\widehat{\mathcal{M}}_0(\mathbf{y}_X) \right\} \\ &= \left\{ \mathcal{M}(\mathbf{x}) \right\}^{-1} \left\{ \frac{aJ}{N} \left( \frac{\sum_{j=1}^J Z_j \sum_{i=1}^{n_j} \mathbf{X}_{ji}}{m} - \frac{\sum_{j=1}^J (1 - Z_j) \sum_{i=1}^{n_j} \mathbf{X}_{ji}}{J-m} \right) \right\} + b\widehat{\beta}\end{aligned}$$

Due to the dependence on the shifting term, the Neyman-type unbiased estimators are sensitive to transformation in the outcome variable.

### A.2.3 Average Cluster-level ITT Effect and Heterogeneous ITT Effect

A variant of  $\tau_{\text{ITT}}$  is the average cluster-level ITT effect where cluster-level averages of individual ITT effects are aggregated. Specifically, let  $\mathcal{Y}_{C,j}^{\langle z \rangle} = n_j^{-1} \sum_{i=1}^{n_j} Y_{ji}^{\langle z \rangle}$  and  $\mathbf{y}_C^{\langle z \rangle} = \{\mathcal{Y}_{C,1}^{\langle z \rangle}, \dots, \mathcal{Y}_{C,J}^{\langle z \rangle}\}^\top$ .

The average cluster-level ITT effect is given as

$$\tau_{\text{ITT.C}} = \frac{1}{J} \sum_{j=1}^J \frac{1}{n_j} \sum_{i=1}^{n_j} \tau_{ji} = \mathcal{M}\{\mathbf{y}_C^{\langle 1 \rangle}\} - \mathcal{M}\{\mathbf{y}_C^{\langle 0 \rangle}\} \quad (8)$$

A variant of the best linear approximation would weigh each cluster by their cluster size, i.e.

$$\beta_C^* = \arg \min_{\beta} \sum_{j=1}^J \frac{1}{n_j} \sum_{i=1}^{n_j} \left( \tau_{ji} - \mathbf{X}_{ji}^\top \beta \right)^2 \quad (9)$$

Let  $\mathcal{X}_{C,j} = n_j^{-1} \sum_{i=1}^{n_j} \mathbf{X}_{ji} \mathbf{X}_{ji}^\top$  be the scaled average of regressor matrices in cluster  $j$  and let  $\mathcal{X}_C = \{\mathcal{X}_{C,1}, \dots, \mathcal{X}_{C,J}\}$  be the collection of  $\mathcal{X}_{C,j}$  across  $J$  clusters. If  $\mathcal{M}(\mathcal{X}_C) = J^{-1} \sum_{j=1}^J n_j^{-1} \sum_{i=1}^{n_j} \mathbf{X}_{ji} \mathbf{X}_{ji}^\top$  is invertible, we can rewrite  $\beta_C^*$  in (9) as

$$\beta_C^* = \left[ \frac{1}{J} \sum_{j=1}^J \frac{1}{n_j} \sum_{i=1}^{n_j} \mathbf{X}_{ji} \mathbf{X}_{ji}^\top \right]^{-1} \left[ \frac{1}{J} \sum_{j=1}^J \frac{1}{n_j} \sum_{i=1}^{n_j} \mathbf{X}_{ji} \tau_{ji} \right] = \left\{ \mathcal{M}(\mathcal{X}_C) \right\}^{-1} \left[ \mathcal{M}\{\mathcal{Y}_{X.C}^{(1)}\} - \mathcal{M}\{\mathcal{Y}_{X.C}^{(0)}\} \right]$$

where  $\mathcal{Y}_{X.C,j}^{(z)} = n_j^{-1} \sum_{i=1}^{n_j} \mathbf{X}_{ji} Y_{ji}^{(z)} \in \mathbb{R}^{p \times 1}$  and  $\mathcal{Y}_{X.C}^{(z)} = \{\mathcal{Y}_{X.C,1}^{(z)}, \dots, \mathcal{Y}_{X.C,J}^{(z)}\}$ .

We propose the following estimators of  $\tau_{TT.C}$  and  $\beta_C^*$  that are similar to the estimators in Section 3 of the main paper.

$$\hat{\tau}_{TT.C} = \{\widehat{\mathcal{M}}_1(\mathcal{N}_C)\}^{-1} \widehat{\mathcal{M}}_1(\mathcal{Y}_C) - \{\widehat{\mathcal{M}}_0(\mathcal{N}_C)\}^{-1} \widehat{\mathcal{M}}_0(\mathcal{Y}_C) = \widehat{\mathcal{M}}_1(\mathcal{Y}_C) - \widehat{\mathcal{M}}_0(\mathcal{Y}_C) \quad (10)$$

$$\widehat{\beta}_C = \{\widehat{\mathcal{M}}_1(\mathcal{X}_C)\}^{-1} \widehat{\mathcal{M}}_1(\mathcal{Y}_{X.C}) - \{\widehat{\mathcal{M}}_0(\mathcal{X}_C)\}^{-1} \widehat{\mathcal{M}}_0(\mathcal{Y}_{X.C}) \quad (11)$$

Here  $\mathcal{N}_C = \{(n_1)^{-1} n_1, \dots, (n_J)^{-1} n_J\}$  is the collection of scaled cluster sizes which reduces to  $\mathbf{1}_J$ . The estimators in (10) and (11) are invariant to affine transformations; see Section B.1 for the proof. Moreover,  $\hat{\tau}_{TT.C}$  is unbiased because there is no random denominators unlike  $\hat{\tau}_{TT}$ . Still,  $\widehat{\beta}_C$  is biased as  $\widehat{\beta}$  because of the random denominator.

Similar to  $\hat{\tau}_{TT}$  and  $\widehat{\beta}$ , Theorem A.1 shows that  $\hat{\tau}_{TT.C}$  and  $\widehat{\beta}_C$  achieve asymptotic Normality under Assumption A.1.

**Assumption A.1.** Let  $\mathcal{R}_C^{(z)} = \{\mathcal{R}_{C,1}^{(z)}, \dots, \mathcal{R}_{C,J}^{(z)}\}$  and  $\mathcal{R}_{X.C}^{(z)} = \{\mathcal{R}_{X.C,1}^{(z)}, \dots, \mathcal{R}_{X.C,J}^{(z)}\}$  where  $\mathcal{R}_{C,j}^{(z)} = \mathcal{Y}_{C,j}^{(z)} - \mathcal{M}\{\mathcal{Y}_C^{(z)}\}$  and  $\mathcal{R}_{X.C,j}^{(z)} = \mathcal{Y}_{X.C,j}^{(z)} - \mathcal{X}_{C,j} \{\mathcal{M}(\mathcal{X}_C)\}^{-1} \mathcal{M}\{\mathcal{Y}_{X.C}^{(z)}\}$  for each  $z \in \{0, 1\}$ . The following condition holds.

- (i) (*Asymptotic rate of  $m$  and  $J$* ) As  $J \rightarrow \infty$ , we have  $m/J \rightarrow p_{\text{trt}} \in (0, 1)$ .
- (ii) (*First Moments and full rank*) For each  $z = 0, 1$ ,  $\mathcal{M}\{\mathcal{R}_C^{(z)}\}$ ,  $\mathcal{M}\{\mathcal{R}_{X.C}^{(z)}\}$  have finite limits as  $J \rightarrow \infty$ . Also,  $\mathcal{M}(\mathcal{X}_C)$  is full rank and  $\lim_{J \rightarrow \infty} \mathcal{M}(\mathcal{X}_C)$  converges to a full-rank matrix.
- (iii) (*Second Moments*) For each  $z = 0, 1$ ,  $\mathcal{V}\{\mathcal{R}_C^{(z)}\}$ ,  $\mathcal{V}\{\mathcal{R}_{X.C}^{(z)}\}$ ,  $\mathcal{V}\{\mathcal{R}_C^{(1)}, \mathcal{R}_C^{(0)}\}$ ,  $\mathcal{V}\{\mathcal{R}_{X.C}^{(1)}, \mathcal{R}_{X.C}^{(0)}\}$ , and  $\mathcal{V}(\mathcal{X}_C)$  have nonzero finite limits as  $J \rightarrow \infty$ .
- (iv) (*Tightness*) As  $J \rightarrow \infty$ ,  $\|\mathcal{R}_{C,j}^{(z)} - \mathcal{M}\{\mathcal{R}_C^{(z)}\}\|_2^2/J$ ,  $\|\mathcal{R}_{X.C,j}^{(z)} - \mathcal{M}\{\mathcal{R}_{X.C}^{(z)}\}\|_2^2/J$ , and  $\|\mathcal{X}_{C,j} -$

$\mathcal{M}(\mathcal{X}_C)\|_2^2/J$  converge to zero for all  $j = 1, \dots, J$  and  $z = 0, 1$ .

**Theorem A.1.** *Suppose assumption (A1) in the main paper holds. Then, under Assumption A.1, as  $J \rightarrow \infty$ , the limiting distributions of  $\hat{\tau}_{\text{ITT.C}}$  and  $\hat{\beta}_C$  are*

$$\sqrt{J}(\hat{\tau}_{\text{ITT.C}} - \tau_{\text{ITT.C}}) \xrightarrow{D} N\left(0, \lim_{J \rightarrow \infty} (J \cdot V_{\text{ITT.C}})\right) \quad , \quad \sqrt{J}(\hat{\beta}_C - \beta_C^*) \xrightarrow{D} N\left(0, \lim_{J \rightarrow \infty} (J \cdot V_{\beta_C})\right)$$

where the variance terms are given by

$$V_{\text{ITT.C}} = \frac{\mathcal{V}\{\mathcal{R}_C^{(1)}\}}{m} + \frac{\mathcal{V}\{\mathcal{R}_C^{(0)}\}}{J-m} - \frac{\mathcal{V}\{\mathcal{R}_C^{(1)} - \mathcal{R}_C^{(0)}\}}{J}$$

$$V_{\beta_C} = \left\{\mathcal{M}(\mathcal{X}_C)\right\}^{-1} \left[ \frac{\mathcal{V}\{\mathcal{R}_{X.C}^{(1)}\}}{m} + \frac{\mathcal{V}\{\mathcal{R}_{X.C}^{(0)}\}}{J-m} - \frac{\mathcal{V}\{\mathcal{R}_{X.C}^{(1)} - \mathcal{R}_{X.C}^{(0)}\}}{J} \right] \left\{\mathcal{M}(\mathcal{X}_C)\right\}^{-1}$$

Theorem A.1 can be shown by following the proof in Section B.2 after replacing  $\mathcal{R}^{(z)}$ ,  $\mathcal{R}_X^{(z)}$ ,  $\mathcal{N}$ , and  $\mathcal{X}$  with  $\mathcal{R}_C^{(z)}$ ,  $\mathcal{R}_{X.C}^{(z)}$ , 1, and  $\mathcal{X}_C$ , respectively. Similar to the main paper, we can use Theorem A.1 to conduct hypothesis testing on  $\tau_{\text{ITT.C}}$  and  $\beta_C^*$ .

### A.3 Details of Section 4 in the Main Paper

In this subsection, we introduce a practical guide for choosing the random noise parameter  $r$  and the surrogate indicator function parameters  $(c, h)$ .

#### A.3.1 Choice of the Random Noise Parameter $r$

First, let  $Q$  be the collection of calibration term  $q$  satisfying the second part of equation (3) in the main paper; i.e.

$$Q = \left\{ q \left| N_{\text{NT}} = \sum_{j=1}^J \sum_{i=1}^{n_j} \mathbb{1}\{f_{\theta^*}(\mathbf{X}_{ji}) \geq q\} \right. \right\} \quad (12)$$

As discussed in the main paper,  $q^*$  is chosen so that the number of NTs in the population is the same as the number of individuals classified as NT; Kennedy et al. (2020) refers to such classifier as a strength-calibrated classifier.

$Q$  should satisfy two desirable conditions to theoretically guarantee consistent estimation of the sharp bound of  $\tau_{\text{NT}}$ . The first condition is non-empty  $Q$ , which implies that the quantile-threshold

classifier based on the “optimal learner”  $f_{\theta^*}$  (with respect to the loss function  $L$ ) can be strength-calibrated. That is, the optimal learner can be used to classify individuals into NT and non-NT while the numbers of true NTs and the number of individuals classified as NT are the same. If  $Q$  is non-empty, it has a form of  $(f_{(N_{\text{NT}})}, f_{(N_{\text{NT}}+1)})$  where  $f_{(k)}$  is  $k$ -th order statistic of  $f_{\theta^*}(\mathbf{X}_{ji})$  among  $N$  optimal learners and  $N_{\text{NT}} = N - N_{\text{NT}}$  is the number of non-NTs. The second condition is that the length of  $Q$  is  $\Theta(J^{-1})$  provided that  $Q$  is not empty. This implies that all possible calibration values converge to a single value. As a result, all quantile-threshold classifiers based on the optimal learner satisfying (12) are asymptotically equivalent. The convergence rate  $J^{-1}$  is the same as two adjacent order statistics of a continuous distribution whose density is upper bounded.

Motivated by the above conditions, we formally define *the optimal solution set*  $Q$  as follows.

**Definition A.1.** A solution set  $Q \subset \mathbb{R}$  is optimal if  $Q$  is not empty with a form  $Q = (q_1, q_2]$  ( $q_1, q_2 \in \mathbb{R}$ ) and the length of  $Q$  is  $\Theta(J^{-1})$ .

As discussed in the main paper, the solution set  $Q$  may be non-optimal. Among possible violations, we consider two cases which mostly happens in practice.

- (a) (*Violation 1: Empty  $Q$* ) The set  $Q$  may empty if the unique values of the optimal proxies are much fewer than  $J$ . This happens if all of the covariates are discrete variables. For example, suppose that the observed dataset has a binary covariate  $\mathbf{X}_{ji} \in \{0, 1\}$  and that the linear learner  $f_{\theta}(\mathbf{X}_{ji}) = \mathbf{X}_{ji}^T \theta$  is used. Then, the optimal learner  $f_{\theta^*}(\mathbf{X}_{ji})$  can only take two values corresponding to  $\mathbf{X}_{ji} = 0$  or  $1$ , say  $f_{\theta^*}(1) = 0.7$  and  $f_{\theta^*}(0) = 0.3$ . Thus, the possible number of NTs based on  $\sum_{j=1}^J \sum_{i=1}^{n_j} \mathbb{1}\{f_{\theta^*}(\mathbf{X}_{ji}) \geq q\}$  are only three as follows:

$$\sum_{j=1}^J \sum_{i=1}^{n_j} \mathbb{1}\{f_{\theta^*}(\mathbf{X}_{ji}) \geq q\} = \begin{cases} N & q \leq 0.3 \\ \sum_{j=1}^J \sum_{i=1}^{n_j} \mathbb{1}\{\mathbf{X}_{ji} = 1\} & 0.3 < q \leq 0.7 \\ 0 & 0.7 < q \end{cases} \quad (13)$$

Unless the number of individuals whose covariate is 1 equals to  $N_{\text{NT}}$  (i.e.  $\sum_{j=1}^J \sum_{i=1}^{n_j} \mathbb{1}\{\mathbf{X}_{ji} = 1\} = N_{\text{NT}}$ ),  $Q$  is empty.

- (b) (*Violation 2: Asymptotically non-shrinking  $Q$* ) Asymptotically non-shrinking  $Q$  may occur if NT membership is systematically determined by discrete covariates. Continuing the il-

illustration of (13), suppose that a binary covariate  $\mathbf{X}_{ji}$  is the immunocompromise status of individual  $ji$  which perfectly indicates NT membership of  $ji$ ; i.e,  $\mathbb{1}\{\mathbf{X}_{ji} = 1\} = \text{NT}_{ji}$ . The corresponding  $Q$  is non-empty with a form  $(0.3, 0.7]$ . If the proportion of NTs and non-NTs do not vanish as  $J$  goes to infinity, the length of  $Q$  also does not shrink.

To obtain an optimal the solution set under the above cases, we use the randomized learner  $\tilde{f}_{\theta^*}(\mathbf{X}_{ji}) = f_{\theta^*}(\mathbf{X}_{ji}) + e_{ji}$  where  $e_{ji} \sim \text{Unif}(-r, r)$ . The corresponding solution set  $\tilde{Q}$  involving the noise-added optimal proxies is defined as

$$\tilde{Q} := \left\{ q \left| N_{\text{NT}} = \sum_{j=1}^J \sum_{i=1}^{n_j} \mathbb{1}\{\tilde{f}_{\theta^*}(\mathbf{X}_{ji}) \geq q\} \right. \right\} \quad (14)$$

In the following paragraphs, we show that  $\tilde{Q}$  is an optimal set under carefully chosen  $r$  when either one of violation occurs. Briefly speaking, due to the distribution of  $e_{ji}$ , the noise-added optimal proxies are distinct and, as a result,  $\tilde{Q}$  is non-empty. Furthermore, the length of  $\tilde{Q}$  is  $\Theta(J^{-1})$  when the empirical probability density function of  $\mathbf{X}_{ji}$ s is uniformly upper bounded for all  $J$ . This is because the distance between two adjacent order statistics of a uniform distribution is proportional to the reciprocal of the sample size almost surely.

(a) (Remedy for Empty  $Q$ )

When  $Q$  is empty, we find that there exists a value  $q_M$  so that  $q_M = f_{(N_{\text{NT}})} = f_{(N_{\text{NT}}+1)}$ ; i.e. the interval  $(f_{(N_{\text{NT}})}, f_{(N_{\text{NT}}+1)}]$  is empty. We define three sets  $F_1$ ,  $F_2$ , and  $F_3$  as follows.

$$F_1 = \{f_{\theta^*}(\mathbf{X}_{ji}) \mid f_{\theta^*}(\mathbf{X}_{ji}) > q_M\}, \quad F_2 = \{f_{\theta^*}(\mathbf{X}_{ji}) \mid f_{\theta^*}(\mathbf{X}_{ji}) < q_M\}, \quad F_3 = \{f_{\theta^*}(\mathbf{X}_{ji}) \mid f_{\theta^*}(\mathbf{X}_{ji}) = q_M\}$$

$F_1$  is the set of the optimal learners that are larger than the upper candidate threshold,  $F_2$  is the set of the optimal learners that are smaller than the lower candidate threshold, and  $F_3$  is the set of the optimal learners that have the same value as the candidate thresholds. Note that the individual whose proxy belongs to  $F_1$  and  $F_2$  is classified as NT and non-NT, respectively.

Let  $q_U = \min F_1$  and  $q_L = \max F_2$ . In words,  $q_U$  is the smallest value of the proxies that are



larger than  $q_M$  and  $q_L$  is the largest value of the proxies that are smaller than  $q_M$ . Let  $r$  be

$$r = \frac{1}{4} \min\{q_U - q_M, q_M - q_L\}$$

Under this construction,  $r$  is smaller than the distance between  $F_1 \cup F_2$  and  $F_3$ . The corresponding randomized learner  $\tilde{f}_{\theta^*}$  is constructed from  $\tilde{f}_{\theta^*}(\mathbf{X}_{ji}) = f_{\theta^*}(\mathbf{X}_{ji}) + e_{ji}$  where  $e_{ji} \sim \text{Unif}(-r, r)$ . Because every randomized learners are different from the others,  $\tilde{Q}$  in (14) is not empty. For any  $q^* \in \tilde{Q}$ , we find that  $\tilde{f}_{\theta^*}(\mathbf{X}_{ji}) > q^*$  for any  $f_{\theta^*}(\mathbf{X}_{ji}) \in F_1$  and  $f_{\theta^*}(\mathbf{X}_{ji}) < q^*$  for any  $f_{\theta^*}(\mathbf{X}_{ji}) \in F_2$ . This implies that the random noises  $e_{ji}$  do not affect the classification for individuals whose optimal learners belong to  $F_1 \cup F_2$ . That is, the random noises only randomize the individuals whose optimal learner belong to  $F_3$  and the modified solution set  $\tilde{Q}$  is the interval between two adjacent order statistic of  $\tilde{f}_{\theta^*}(\mathbf{X}_{ji})$  whose original proxy  $f_{\theta^*}(\mathbf{X}_{ji})$  belongs to  $F_3$ ; i.e.  $f_{\theta^*}(\mathbf{X}_{ji}) = q_M$ . Thus, the randomized learners  $\tilde{f}_{\theta^*}(\mathbf{X}_{ji})$  corresponding to  $F_3$  follow a uniform distribution  $\text{Unif}(q_M - r, q_M + r)$ . This implies that the length of  $\tilde{Q}$  has the same asymptotic order of the difference of two adjacent order statistics of a uniform distribution. Thus,  $|\tilde{Q}| = \Theta(J^{-1})$  almost surely.

(b) (Remedy for Non-shrinking  $Q$ )

When  $Q$  does not shrink, it implies that  $q_L = f_{(N_{\text{NT}})}$  and  $q_U = f_{(N_{\text{NT}}+1)}$  are different. Let  $r = (q_U - q_L)/4$  and we generate  $f_{\ell}^{\text{aux}}$  ( $\ell = 1, \dots, J$ ) from a uniform distribution  $\text{Unif}(q_L + r, q_U - r)$  for the data augmentation. Next we choose  $\text{NT}_{\ell}^{\text{aux}} \in \{0, 1\}$  so that

$$\sum_{\ell=1}^J \mathbb{1}(f_{\ell}^{\text{aux}} \geq q_L + r) < \sum_{\ell=1}^J \text{NT}_{\ell}^{\text{aux}} < \sum_{\ell=1}^J \mathbb{1}(f_{\ell}^{\text{aux}} \geq q_U - r)$$

We consider the following augmented equation with the randomized learner  $\tilde{f}_{\theta^*}(\mathbf{X}_{ji}) = f_{\theta^*}(\mathbf{X}_{ji}) + e_{ji}$  where  $e_{ji}$  is generated from  $\text{Unif}(-r, r)$ .

$$N_{\text{NT}} + \sum_{\ell=1}^J \text{NT}_{\ell}^{\text{aux}} = \sum_{j=1}^J \sum_{i=1}^{n_j} \mathbb{1}\{\tilde{f}_{\theta^*}(\mathbf{X}_{ji}) \geq q\} + \sum_{\ell=1}^J \mathbb{1}(f_{\ell}^{\text{aux}} \geq q) \quad (15)$$

Note that  $\sum_{j=1}^J \sum_{i=1}^{n_j} \mathbb{1}\{\tilde{f}_{\theta^*}(\mathbf{X}_{ji}) \geq q_L + r\} = \sum_{j=1}^J \sum_{i=1}^{n_j} \mathbb{1}\{\tilde{f}_{\theta^*}(\mathbf{X}_{ji}) \geq q_U - r\} = N_{\text{NT}}$  because of the construction of  $r$ . Thus, by taking  $q = q_L + r$ , we find that the left hand

side of equation (15) is larger than the right hand side of equation (15). Similarly, by taking  $q- = q_U - r$ , we find that the left hand side of equation (15) is smaller than the right hand side of equation (15). Since  $f_\ell^{\text{aux}}$ s are distinctive and belong to the interval  $[q_L + r, q_U - r]$ , we find that the solution to the above equation exists. The collection of the solution has a form of  $\tilde{Q} = (f_{(k)}^{\text{aux}}, f_{(k+1)}^{\text{aux}}] \subset [q_L, q_U]$  for some  $k$ . Since  $f_{(k+1)}^{\text{aux}} - f_{(k)}^{\text{aux}}$  is the difference of two adjacent order statistics of a uniform distribution, we find that  $|\tilde{Q}| = \Theta(J^{-1})$  almost surely.

Despite the above remedies, we need to know NT membership of each individual to obtain the valid parameter  $r$ , which is impossible. As a practical guide for choosing  $r$ , we can observe the behavior of the estimated solution set  $\hat{Q}$ , which is given by

$$\hat{Q} := \left\{ q \left| \sum_{j:Z_j=1} \sum_{i=1}^{n_j} (1 - D_{ji}) = \sum_{j:Z_j=1} \sum_{i=1}^{n_j} \mathbb{1}\{f_{\hat{\theta}}(\mathbf{X}_{ji}) \geq q\} \right. \right\}$$

where  $\hat{\theta}$  is an estimator of  $\theta^*$  obtained from equation (5) in the main paper. Based on  $\hat{Q}$ , we check whether either violation 1 or 2 occurs. It is straightforward to check whether  $\hat{Q}$  is empty. However, it is impossible to check whether the length of  $\hat{Q}$  is asymptotically non-vanishing based only on the fixed number of  $J$  clusters. As a practical guide, we consider that violation 2 happens if  $\hat{Q}$  is non-empty and all covariates are discrete. When either of violations occurs, we may follow the above remedies to obtain  $\hat{r}$ , the sample counterpart of  $r$ , based on  $\hat{Q}$ . We generate the noise  $e_{ji}$  from a uniform distribution  $\text{Unif}(-\hat{r}, \hat{r})$  and obtain the estimated noise-added proxies  $\tilde{f}_{\hat{\theta}}(\mathbf{X}_{ji}) = f_{\hat{\theta}}(\mathbf{X}_{ji}) + e_{ji}$ .

### A.3.2 Choice of the Surrogate Indicator Function Parameter $c$ and $h$

Replacing the indicator function in (14) with the surrogate indicator function, we obtain the following equation.

$$N_{\text{NT}} = \sum_{j=1}^J \sum_{i=1}^{n_j} \mathcal{I}_{c,h}(\tilde{f}_{\theta^*}(\mathbf{X}_{ji}) - q) \quad (16)$$

Let  $q^*$  be the solution to equation (16), which is uniquely determined because  $\mathcal{I}_{c,h}$  is a continuous and strictly decreasing function in  $q$ .

The equation (16) may or may not be a reasonable surrogate for equation (14) depending on

$c$  and  $h$ . A good surrogate equation should render a solution  $q^*$  that belongs to  $\tilde{Q}$  so that the corresponding quantile-threshold classifier  $\mathbb{1}(\tilde{f}_{\theta^*}(\mathbf{X}_{ji}) \geq q^*)$  is strength-calibrated; i.e.

$$N_{\text{NT}} = \sum_{j=1}^J \sum_{i=1}^{n_j} \mathbb{1}\{\tilde{f}_{\theta^*}(\mathbf{X}_{ji}) - q^* \geq 0\} \quad (17)$$

Thus, we choose  $c$  and  $h$  to guarantee  $q^* \in \tilde{Q}$ . Lemma A.3 formally shows the result and its proof is in Section C.3.

**Lemma A.3.** *Suppose that  $\tilde{Q}$  is optimal. Furthermore, suppose that  $c$  and  $h$  belong to the following set*

$$\left\{ (c, h) \left| 0 < h \leq \frac{\tilde{f}_{(N_{\text{NT}}+1)} - \tilde{f}_{(N_{\text{NT}})}}{2}, \quad 0 < c < \min \left[ 0.5, \frac{\tilde{f}_{(N_{\text{NT}}+1)} - \tilde{f}_{(N_{\text{NT}})} - h}{2h \max\{\log(N_{\text{NT}}), \log(N_{\text{nNT}})\}} \right] \right\}$$

Then, the unique solution to equation (16)  $q^*$  belongs to  $\tilde{Q}$  and, as a result,  $q^*$  satisfies (17).

Among choices satisfying the condition of Lemma A.3, we choose  $c = [\max\{\log N_{\text{NT}}, \log N_{\text{nNT}}\}]^{-1}$  and  $h = \{\tilde{f}_{(N_{\text{NT}}+1)} - \tilde{f}_{(N_{\text{NT}})}\}/4$ . We study the rates of  $c$  and  $h$  an asymptotic regime where  $J$  goes to infinity with finite cluster size. When  $\tilde{Q}$  is optimal (which is true under most of the cases in practice), the rate of  $h$  is  $\Theta(J^{-1})$ . Furthermore,  $c = \Theta((\log J)^{-1})$  if the proportions of NT and non-NT do not vanish as  $J$  increases; i.e.  $N_{\text{NT}} = \Theta(J)$  and  $N_{\text{nNT}} = \Theta(J)$ .

In practice, we do not know  $N_{\text{NT}}$  and  $N_{\text{nNT}}$  and, as a result, we cannot choose the parameters  $c$  and  $h$  from Lemma A.3. Nonetheless, we present a practical guide for choosing  $c$  and  $h$  from available data by replacing the unobservable quantities  $N_{\text{NT}}$ ,  $N_{\text{nNT}}$ , and  $\tilde{f}_{(N_{\text{NT}}+1)} - \tilde{f}_{(N_{\text{NT}})}$  in Lemma A.3 with reasonable estimates. First, we find estimates of  $N_{\text{NT}}$  and  $N_{\text{nNT}}$ . Let  $N_{1,\text{NT}}$  and  $N_{1,\text{nNT}}$  be the number of NTs and non-NTs in treated clusters, respectively; i.e.

$$N_{1,\text{NT}} = \sum_{j:Z_j=1} \sum_{i=1}^{n_j} \text{NT}_{ji} \quad , \quad N_{1,\text{nNT}} = \sum_{j:Z_j=1} \sum_{i=1}^{n_j} (1 - \text{NT}_{ji})$$

Therefore, possible estimates of  $N_{\text{NT}}$  and  $N_{\text{nNT}}$  are obtained by

$$\hat{N}_{\text{NT}} = \frac{N}{N_1} N_{1,\text{NT}} \quad , \quad \hat{N}_{\text{nNT}} = \frac{N}{N_1} N_{1,\text{nNT}}$$

where  $N_1$  is the number of individuals in treated clusters; i.e.  $N_1 = \sum_{j:Z_j=1}^J n_j$ . That is,  $\hat{N}_{\text{NT}}$  and  $\hat{N}_{\text{nNT}}$  are the expected number of NTs and non-NTs in the population, respectively. We use these estimates for the set of Lemma A.3 instead of  $N_{\text{NT}}$  and  $N_{\text{nNT}}$ .

Next, we find an estimate of  $\mathcal{D} := \tilde{f}_{(N_{\text{nNT}}+1)} - \tilde{f}_{(N_{\text{NT}})}$ , the difference of two adjacent order statistics based on  $N$  observations. Let  $\tilde{f}_{1,(k)}$  be  $k$ -th order statistic of  $\tilde{f}_{\hat{\theta}}(\mathbf{X}_{ji})$  where cluster  $j$  is assigned to treatment. The quantity  $\mathcal{D}_1 := \tilde{f}_{1,(N_{1,\text{nNT}}+1)} - \tilde{f}_{1,(N_{1,\text{NT}})}$  is the difference of two two adjacent order statistics based only on  $N_1$  observations. Since  $\mathcal{D}_1$  is based on fewer observation than  $\mathcal{D}$ ,  $\mathcal{D}_1$  tends to be larger than  $\mathcal{D}$ . Therefore, we again multiply the proportion  $N_1/N$  to account for the difference of the number of observations. Therefore, we use  $\hat{\mathcal{D}} := N_1 \mathcal{D}_1 / N = N_1 \{\tilde{f}_{1,(N_{1,\text{nNT}}+1)} - \tilde{f}_{1,(N_{1,\text{NT}})}\} / N$  for the set of Lemma A.3 instead of  $\mathcal{D} = \tilde{f}_{(N_{\text{nNT}}+1)} - \tilde{f}_{(N_{\text{NT}})}$ .

As a result, we choose  $c$  and  $h$  which belong to the following treated cluster-based set.

$$\left\{ (c, h) \left| 0 < h \leq \frac{\hat{\mathcal{D}}}{2}, 0 < c < \min \left[ 0.5, \frac{\hat{\mathcal{D}} - h}{2h \max \{ \log(\hat{N}_{\text{NT}}), \log(\hat{N}_{\text{nNT}}) \}} \right] \right\}$$

A standard choice of  $c$  and  $h$  in the set is

$$c = \left[ \max \left\{ \log \left( \frac{N}{N_1} N_{1,\text{NT}} \right), \log \left( \frac{N}{N_1} N_{1,\text{nNT}} \right) \right\} \right]^{-1}, \quad h = \frac{N_1}{N} \cdot \frac{\tilde{f}_{1,(N_{1,\text{nNT}}+1)} - \tilde{f}_{1,(N_{1,\text{NT}})}}{4}$$

Under  $c$  and  $h$  chosen above, let us obtain the solution to the following equation which is the same as equation (5) in the main paper.

$$\hat{\theta} = \arg \min_{\theta} \sum_{j:Z_j=1} \sum_{i=1}^{n_j} L(1 - D_{ji}, f_{\theta}(\mathbf{X}_{ji})), \quad \sum_{j:Z_j=1} \sum_{i=1}^{n_j} (1 - D_{ji}) = \sum_{j:Z_j=1} \sum_{i=1}^{n_j} \mathcal{I}_{c,h}(\tilde{f}_{\hat{\theta}}(\mathbf{X}_{ji}) \geq \hat{q})$$

Since  $c \leq [\max\{\log(N_{1,\text{NT}}), \log(N_{1,\text{nNT}})\}]^{-1}$  and  $h \leq \{\tilde{f}_{1,(N_{1,\text{nNT}}+1)} - \tilde{f}_{1,(N_{1,\text{NT}})}\} / 4$ ,  $\hat{q}$  satisfies

$$\sum_{j:Z_j=1}^J \sum_{i=1}^{n_j} (1 - D_{ji}) = \sum_{j:Z_j=1}^J \sum_{i=1}^{n_j} \mathbb{1}\{\tilde{f}_{\hat{\theta}}(\mathbf{X}_{ji}) \geq \hat{q}\}.$$

That is, the quantile-threshold classifier based on  $r$  chosen from Section A.3.1 and  $(c, h)$  chosen from Section A.3.2 is strength-calibrated for individuals in treated cluster.

### A.3.3 General Conditions on $f$ and $L$ for Consistent Estimation of the Sharp Bound

For given  $f$  and  $L$ , we define the estimating equation as follows. Let  $\Psi_J(\eta)$  be the following population estimating equation:

$$\Psi_J(\eta) = \frac{1}{J} \sum_{j=1}^J \psi_j(\eta) \quad , \quad \psi_j(\eta) = \sum_{i=1}^{n_j} \begin{bmatrix} \nabla_{\theta} L(\text{NT}_{ji}, f_{\theta}(\mathbf{X}_{ji})) \\ \text{NT}_{ji} - \mathcal{I}_{c,h}(\tilde{f}_{\theta}(\mathbf{X}_{ji}) - q) \end{bmatrix} \quad (18)$$

where  $\nabla_{\theta} L$  is the gradient of  $L$  with respect to  $\theta$ . By only using clusters under treatment, we consider the sample estimating equation where

$$\hat{\Psi}_J(\eta) = \frac{1}{m} \sum_{j=1}^J Z_j \psi_j(\eta) \quad (19)$$

When  $L$  and  $f$  have a form either (EE1) or (EE2) in the main paper,  $\eta^* = (\theta^{*\top}, q^*)^{\top}$ , the solution to equation (4) in the main paper, can be represented as the solution to the population estimating equation (18). Accordingly,  $\hat{\eta} = (\hat{\theta}^{\top}, \hat{q})^{\top}$ , the solution to equation (5) in the main paper, is the solution to the sample estimating equation (19).

We consider the following conditions on the experimental design and the estimating equation.

**Assumption A.2.** Suppose the following assumptions hold with probability tending to 1.

- (GC1) (*Asymptotics of NT and J*) The proportion of never-takers  $N_{\text{NT}}/N$  is bounded strictly away from zero for every  $J$  and  $n_i$  is bounded. Also, we have  $m/J \rightarrow p_{\text{trt}} \in (0, 1)$  and  $N_{\text{NT}}/N \rightarrow p_{\text{NT}} \in (0, 1)$  as  $J \rightarrow \infty$ .
- (GC2) (*Compact  $\mathcal{E}$  and true parameter in  $\mathcal{E}^{\circ}$* ) The parameter spaces  $\mathcal{E}_{\theta}$  and  $\mathcal{E}_q$  are compact and the true parameter  $\eta^*$  is in the interior of the parameter spaces, or formally  $\eta^* \in \mathcal{E}^{\circ}$ .
- (GC3) (*Invertible  $\nabla_{\theta}^2 L$* )  $\sum_{j=1}^J \sum_{i=1}^{n_j} \nabla_{\theta}^2 L(\text{NT}_{ji}, f_{\theta}(\mathbf{X}_{ji}))$  is invertible for all  $\theta$ .
- (GC4) (*Slow growing  $\|\psi_j\|$  and average rate of change of  $f$* ) For all  $j = 1, \dots, J$  and  $\eta$ , there exist a constant  $v_1 > 0$  satisfying  $\|\psi_j(\eta)\| = O((\log J)^{v_1})$ . Moreover, for any  $\theta_1, \theta_2$ , and  $\mathbf{X}_{ji}$ , we have  $\|f_{\theta_1}(\mathbf{X}_{ji}) - f_{\theta_2}(\mathbf{X}_{ji})\|/\|\theta_1 - \theta_2\| = O(\log J)$ .
- (GC5) (*Smooth estimating equation*) For any sequence  $\bar{\eta}_J = O(J^{-1/2})$ , we have the following result

for some constant  $v_2 > 0$ .

$$\sup_{\eta \in \mathcal{E}^\circ} \frac{1}{J} \sum_{j=1}^J \left\| \psi_j(\eta) - \psi_j(\eta + \bar{\eta}_J) \right\| = O(J^{-1/2} \cdot (\log J)^{v_2})$$

(GC6) (*Identifiable estimating equation*) For any  $\eta$  such that  $\|\eta - \eta^*\| = \epsilon$  with  $\epsilon = \Theta(J^{-r})$  for some  $0 < r < 1/4$ , we have the following result for some constant  $v_3 > 0$ .

$$\min_{\eta: \|\eta - \eta^*\| = \epsilon} \|\Psi_J(\eta)\| \geq B(J, \epsilon)$$

where  $B(J, \epsilon) = \Theta(J^{-r} \cdot (\log J)^{-v_3})$ .

(GC7) (*Smooth accumulation of  $\tilde{f}$* ) Let  $\mathcal{E}' = \{(q, \theta) \mid \tilde{f}_\theta(\mathbf{x}) - q = 0\}$ . For any sequence  $d_J$  such that  $|d_J| = o(1)$ , we have

$$\sup_{\eta \in \mathcal{E}^\circ \setminus \mathcal{E}'} \frac{1}{J} \sum_{j=1}^J \sum_{i=1}^{n_j} \mathbb{1}\{|\tilde{f}_\theta(\mathbf{X}_{ji}) - q| < |d_J|\} = O(|d_J|)$$

(GC8) (*Identifiable accumulation of  $\tilde{f}$* ) Let  $e_J = O(J^{-1})$  and  $e'_J = e' + O(J^{-1})$  be sequences satisfying with  $0 < e'$  with  $e' = \Theta(J^{-r})$  for some  $0 < r < 1/4$ . Then, we have

$$\begin{aligned} \frac{1}{J} \sum_{j=1}^J \sum_{i=1}^{n_j} \mathbb{1}\{e_J \leq \tilde{f}_{\theta^*}(\mathbf{X}_{ji}) - q^* \leq e'_J\} &= \Theta(J^{-r}) \\ \frac{1}{J} \sum_{j=1}^J \sum_{i=1}^{n_j} \mathbb{1}\{-e'_J \leq \tilde{f}_{\theta^*}(\mathbf{X}_{ji}) - q^* \leq -e_J\} &= \Theta(J^{-r}) \end{aligned}$$

Condition (GC1) and (GC2) are the same as condition (i) and (ii) of Assumption 4.1. Condition (GC3) holds if  $L$  is strictly convex in  $\theta$ . Condition (GC4) means that the norm of the estimating equation is a slowly growing function of  $J$  and the transformation function  $f$  does not change dramatically across  $\theta$  for a fixed  $\mathbf{X}_{ji}$ . Condition (GC5) implies that the estimating equation does not vary too much in the neighborhood of the given parameter  $\eta$ . Condition (GC6) implies that the estimating equation is curved to some degree at the neighborhood of the true parameter  $\eta^*$ . Condition (GC7) and (GC8) are similar to condition (iii) and (iv) of Assumption 4.1.

Lemma A.4 shows that Assumption 4.1 in the main paper implies Assumption A.2 when  $f$  and

$L$  are chosen as either (EE1) or (EE2) in the main paper.

**Lemma A.4.** *Suppose assumptions (A1)-(A5) and Assumption 4.1 in the main paper hold. Moreover,  $f$  and  $L$  are chosen as either (EE1) or (EE2) in the main paper. Then, the conditions of Assumption A.2 hold.*

The proof of Lemma A.4 is in Section C.4.

#### A.3.4 Consistency of $\hat{\eta}$

Let  $\tilde{\mathcal{F}}_J = \mathcal{F}_J \cup \{e_{ji} \mid i = 1, \dots, n_j, j = 1, \dots, J\}$  be the extended set of  $\mathcal{F}$  that includes the randomization term  $e_{ji}$  from  $\tilde{f}_\theta$ . We treat  $e_{ji}$  as fixed after being randomly generated once and condition on  $\tilde{\mathcal{F}}_J$  in our asymptotic arguments; this allows the randomness in the study to still be from the treatment assignment  $\mathbf{Z}$  only and is in alignment with finite-sample/randomization inference framework. Lemma A.5 establishes consistency of  $\hat{\eta}$  as well as its rate of convergence.

**Lemma A.5.** *Suppose assumptions (A1)-(A5) and Assumption A.2 hold. Then, for any  $\epsilon$  such that  $\epsilon = \Theta(J^{-r})$  with  $0 < r < 1/4$ , the estimator  $\hat{\eta}$  from (5) satisfies  $\lim_{J \rightarrow \infty} P\left\{\|\hat{\eta} - \eta^*\| > \epsilon \mid \tilde{\mathcal{F}}_J, \mathcal{Z}_J\right\} = 0$*

The proof of Lemma A.5 is in Section B.4. Note that the results of Lemma A.5 hold under Assumption 4.1 in the main paper because of Lemma A.4. The term  $\epsilon$  in Lemma A.5 is allowed to decrease as  $J$  increases, but the rate of  $\epsilon$  must be slower than  $J^{-1/4}$ . Also, Lemma A.5 implies that with probability 1,  $J^r \|\hat{\eta} - \eta^*\|$  converges to zero as  $J \rightarrow \infty$  for  $0 < r < 1/4$ . These are slower rates of convergence than typical parametric rates of  $J^{-1/2}$ , in part because of the surrogate indicator function in equation (5) in the main paper.

#### A.3.5 Visual Illustration of Assumption 4.1 in the Main Paper

In Figure A.1, we plot out the value of the cumulative distribution function  $G_J(q; \theta^*)$  (y-axis) as a function of  $q$  (x-axis). The red dashed line visually guides the true threshold  $q^* = 1$ . The left plot shows an example of  $G_J(q; \theta^*)$  satisfying condition (iv). The middle plot shows an example of  $G_J(q; \theta^*)$  violating the first condition of (iv) where the average rate of the derivative of  $G_J(q; \theta^*)$  near  $q^* = 1$  diverges as  $J \rightarrow \infty$ . Finally, the right plot shows an example of  $G_J(q; \theta^*)$  violating the

second condition of (iv) where the average rate of the derivative of  $G_J(q; \theta^*)$  near a neighborhood of  $q^* = 1$  converges to zero as  $J \rightarrow \infty$ .

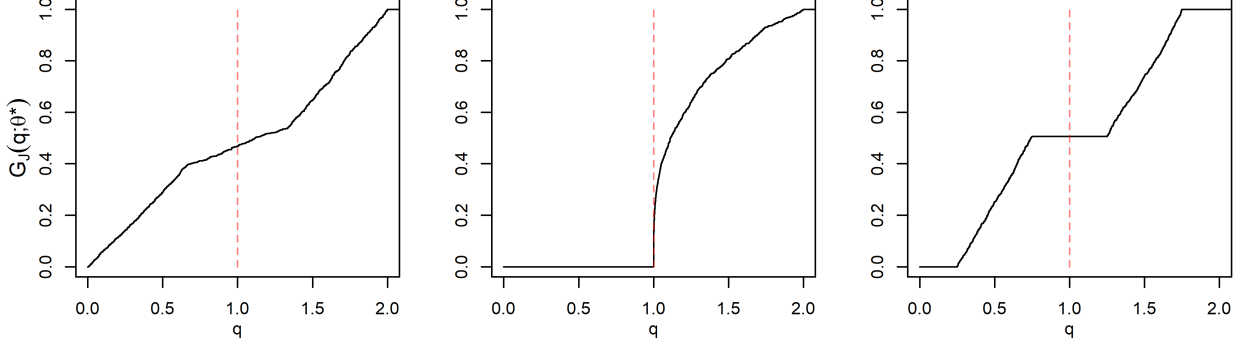


Figure A.1: Visual Illustration of Condition (iv) in Assumption 4.1.

### A.3.6 Details of the Construction of Confidence Sets

In general, deriving inferential properties for bounds is a difficult, sometimes impossible, task; see [Imbens and Manski \(2004\)](#), [Romano and Shaikh \(2008\)](#), [Romano and Shaikh \(2010\)](#), [Hirano and Porter \(2012\)](#), [Chernozhukov et al. \(2013\)](#), and citations within. In particular, to obtain uniformly valid confidence sets for bounds requires some understanding about the (asymptotic) distributions of the inputs to the linear program in Section (4.3) of the main paper, uniformly over  $\tau_{NT}$  in LB and UB. Given that we are using a non-trivial classifier that has been randomized and includes a surrogate indicator function, we defer a complete solution to this problem to a future paper. For now, we propose a practical approach to construct confidence sets for the bounds of  $\tau_{NT}$  based on popular resampling procedures, such as the bootstrap ([Efron, 1979](#)) or subsampling ([Politis and Romano, 1994](#); [Politis et al., 1999](#)). In Section 5.2, we conduct a simulation study to numerically assess whether the proposed inference procedure provides the desired coverage rate.

Let  $\boldsymbol{\vartheta}_{UB} = (\tau_{1,NT}, \tau_{1,NT} - \tau_{0,C} + R, \tau_{1,C} - \tau_{0,C} + R)$  and  $\boldsymbol{\vartheta}_{LB} = (0, \tau_{1,NT} - \tau_{0,C} - R, \tau_{1,C} - \tau_{0,C} - R)$  denote the components of the upper and lower bounds in Theorem 4.1 in the main paper. Also, let  $\hat{\boldsymbol{\vartheta}}_{UB}$  and  $\hat{\boldsymbol{\vartheta}}_{LB}$  denote the plug-in estimators of  $\boldsymbol{\vartheta}_{UB}$  and  $\boldsymbol{\vartheta}_{LB}$ , respectively, from  $\hat{\tau}_{1,NT}$ ,  $\hat{\tau}_{1,C}$ ,  $\hat{\tau}_{0,C}$ , and  $\hat{R}$  defined in Section 4.3 of the main paper. The confidence set procedure is divided into two parts; see Algorithm 1 for details. The first part estimates the standard errors of  $\hat{\boldsymbol{\vartheta}}_{UB}$  and  $\hat{\boldsymbol{\vartheta}}_{LB}$  via cluster resampling. Specifically, we re-sample treated and control clusters  $B$  times; the



exact choice of  $B$  depends on  $m$  and  $J - m$ , but we set  $B = 1000$  in our simulation and empirical study. For each re-sampled data, we estimate each element of the min and max operator in  $\widehat{\text{LB}}$  and  $\widehat{\text{UB}}$  and compute the empirical variance-covariance matrix of these elements. For subsampling, we also choose the proportion of subsamples  $p_S$  that has the largest spectral norm of the empirical covariances. The second part uses the estimated standard errors to conduct a series of hypothesis tests where each hypothesis test is a pairwise comparison between elements of  $\boldsymbol{\vartheta}_{\text{UB}}$  and  $\boldsymbol{\vartheta}_{\text{LB}}$ . Specifically, the test statistic  $T_{\text{UB},(k\ell)}$  in Algorithm 1 corresponds to the null hypothesis  $H_{0,\text{UB},(k\ell)} : \vartheta_{\text{UB},(k)} \geq \vartheta_{\text{UB},(l)}$  where  $\vartheta_{\text{UB},(\ell)}$  is the element of  $\boldsymbol{\vartheta}_{\text{UB}}$  from  $\widehat{\vartheta}_{\text{UB},(\ell)}$ , the  $\ell$ th order statistic of  $\widehat{\vartheta}_{\text{UB}}$ . The test statistic  $T_{\text{LB},(k\ell)}$  corresponds to the null hypothesis  $H_{0,\text{LB},(k\ell)} : \vartheta_{\text{LB},(k)} \leq \vartheta_{\text{LB},(l)}$  where  $\vartheta_{\text{LB},(\ell)}$  is the element of  $\boldsymbol{\vartheta}_{\text{LB}}$  from  $\widehat{\vartheta}_{\text{LB},(\ell)}$ , the  $\ell$ th order statistic of  $\widehat{\vartheta}_{\text{LB}}$ . The flow chart in Algorithm 1 describes the sequential hypothesis testing and the corresponding confidence sets. We remark that we use the standard Normal approximation when conducting each test; we can assess the Normality assumption by examining the empirical distributions of  $\widehat{\boldsymbol{\vartheta}}_{\text{UB}}^{[b]}$  and  $\widehat{\boldsymbol{\vartheta}}_{\text{LB}}^{[b]}$  with a quantile-quantile plot or by using an appropriate multivariate Normality test (Mardia, 1970; Alva and Estrada, 2009).

---

**Algorithm 1** Construction of  $1 - \alpha$  Confidence Sets for  $\tau_{NT}$ 


---

**Require:** Number of resamples  $B$ ;  $\alpha \in (0, 1)$ ; sample proportions  $p_S \in (0, 1)$  for subsampling only

- 1: **for**  $b = \{1, \dots, B\}$  **do**
- 2:   **if** subsampling **then** Randomly sample  $p_S$  proportion of the treated and control clusters without replacement.
- 3:   **else if** bootstrap **then** Randomly sample all  $m$  treated clusters and all  $J - m$  control clusters with replacement.
- 4:   Compute  $\hat{\boldsymbol{\vartheta}}_{UB}^{[b]} = (\hat{\tau}_{1,NT}, \hat{\tau}_{1,NT} - \hat{\tau}_{0,\nu} + \hat{R}, \hat{\tau}_{1,\nu} - \hat{\tau}_{0,\nu} + \hat{R})^\top$  and  $\hat{\boldsymbol{\vartheta}}_{LB}^{[b]} = (0, \hat{\tau}_{1,NT} - \hat{\tau}_{0,\nu} - \hat{R}, \hat{\tau}_{1,\nu} - \hat{\tau}_{0,\nu} - \hat{R})^\top$ .
- 5:   Save  $N^{[b]}$ , the number of individuals in the re-sampled clusters.
- 6: **end for**
- 7: Compute  $\hat{\Sigma}_{UB}$  and  $\hat{\Sigma}_{LB}$ , the empirical covariances of  $\hat{\boldsymbol{\vartheta}}_{UB}^{[b]}$  and  $\hat{\boldsymbol{\vartheta}}_{LB}^{[b]}$ , respectively.

$$\hat{\Sigma}_{UB} = \frac{\bar{N}}{N} \cdot \mathcal{V}\left(\left[\hat{\boldsymbol{\vartheta}}_{UB}^{[1]}, \dots, \hat{\boldsymbol{\vartheta}}_{UB}^{[B]}\right]\right) \quad , \quad \hat{\Sigma}_{LB} = \frac{\bar{N}}{N} \cdot \mathcal{V}\left(\left[\hat{\boldsymbol{\vartheta}}_{LB}^{[1]}, \dots, \hat{\boldsymbol{\vartheta}}_{LB}^{[B]}\right]\right) \quad , \quad \bar{N} = \frac{1}{B} \sum_{b=1}^B N^{[b]}$$

8: Define the following statistics.

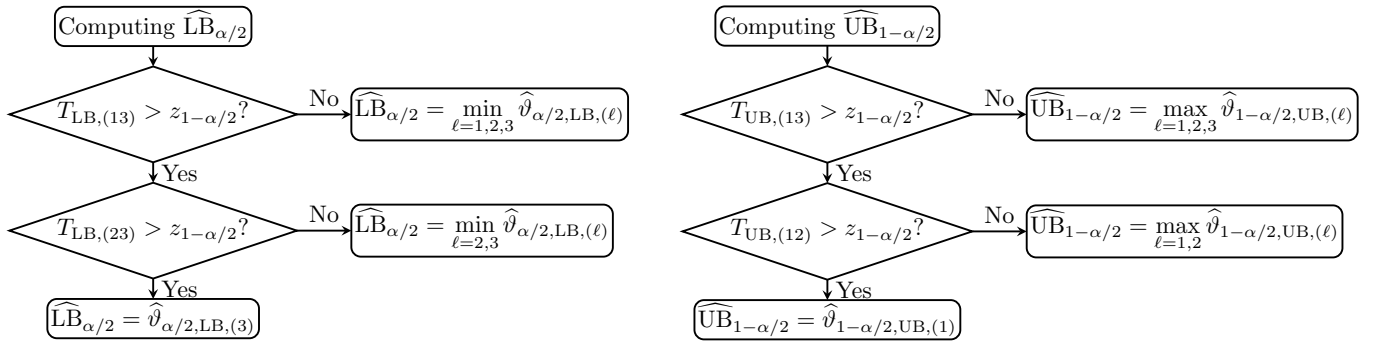
1. The  $\ell$ th smallest element of  $\hat{\boldsymbol{\vartheta}}_{LB}$  and  $\hat{\boldsymbol{\vartheta}}_{UB}$ , denoted as  $\hat{\vartheta}_{LB,(\ell)}$  and  $\hat{\vartheta}_{UB,(\ell)}$  ( $\ell = 1, 2, 3$ ), respectively. Use these indexes  $\ell$  throughout the algorithm.
2. The elements  $\hat{\Sigma}_{LB,(k\ell)}$  and  $\hat{\Sigma}_{UB,(k\ell)}$  ( $1 \leq k < \ell \leq 3$ ), which are components of  $\hat{\Sigma}_{LB}$  and  $\hat{\Sigma}_{UB}$ , respectively.
3. For each  $1 \leq k < l \leq 3$ , the test statistics  $T_{LB,k\ell}$  and  $T_{UB,k\ell}$ .

$$T_{LB,(k\ell)} = \sqrt{\frac{\{\hat{\vartheta}_{LB,(k)} - \hat{\vartheta}_{LB,(\ell)}\}^2}{\hat{\Sigma}_{LB,(kk)} + \hat{\Sigma}_{LB,(\ell\ell)} - 2\hat{\Sigma}_{LB,(k\ell)}}} \quad , \quad T_{UB,(k\ell)} = \sqrt{\frac{\{\hat{\vartheta}_{UB,(k)} - \hat{\vartheta}_{UB,(\ell)}\}^2}{\hat{\Sigma}_{UB,(kk)} + \hat{\Sigma}_{UB,(\ell\ell)} - 2\hat{\Sigma}_{UB,(k\ell)}}}$$

4. For each  $l = 1, 2, 3$ , compute  $\hat{\vartheta}_{\alpha/2, LB, (\ell)}$  and  $\hat{\vartheta}_{1-\alpha/2, UB, (\ell)}$ .

$$\hat{\vartheta}_{\alpha/2, LB, (\ell)} = \max\left\{0, \hat{\vartheta}_{LB, (\ell)} + z_{\alpha/2} \sqrt{\hat{\Sigma}_{LB, (\ell\ell)}}\right\} \quad , \quad \hat{\vartheta}_{1-\alpha/2, UB, (\ell)} = \min\left\{1, \hat{\vartheta}_{UB, (\ell)} + z_{1-\alpha/2} \sqrt{\hat{\Sigma}_{UB, (\ell\ell)}}\right\}$$

- 9: Use the flow chart to get the lower and upper ends of the confidence set,  $\widehat{LB}_{\alpha/2}$  and  $\widehat{UB}_{1-\alpha/2}$ , respectively.



10: **return**  $1 - \alpha$  confidence set for  $\tau_{NT}$ ,  $[\widehat{LB}_{\alpha/2}, \widehat{UB}_{1-\alpha/2}]$ .

---

## A.4 Additional Results of Section 5 in the Main Paper

In this subsection, we present additional simulation results where the target estimands are  $\tau_{\text{ITT}}$ ,  $\beta^*$  (defined in Section 2.4 in the main paper),  $\tau_{\text{ITT.C}}$ ,  $\beta_C^*$  (defined in (8) and (9) in Section A.2), and  $\tau_{\text{NT}}$  (defined in Section 2.4 in the main paper). In Section A.4.1, we present the result using the entire population. In Section A.4.2, we present the result using the same subgroup of the population as Section 6 in the main paper. Specifically, we only use non-index individuals in household in which the intervention was applied within 36 hours of symptom onset in the index individual.

### A.4.1 Results under the Entire Population

The estimation results of  $\tau_{\text{ITT}}$  and  $\beta^*$  are given as follows.

Estimand	Overall	Heterogeneous ITT effect coefficient ( $\beta^*$ )				
Variable	ITT ( $\tau_{\text{ITT}}$ )	Intercept ( $\beta_0^*$ )	Gender ( $\beta_1^*$ )	Age ( $\beta_2^*$ )	Age <sup>2</sup> ( $\beta_3^*$ )	Vaccination ( $\beta_4^*$ )
True value	$2.37 \times 10^{-1}$	$3.60 \times 10^{-2}$	$5.04 \times 10^{-2}$	$1.48 \times 10^{-2}$	$-2.37 \times 10^{-4}$	$2.71 \times 10^{-1}$
Estimate	$2.37 \times 10^{-1}$	$3.30 \times 10^{-2}$	$5.01 \times 10^{-2}$	$1.50 \times 10^{-2}$	$-2.40 \times 10^{-4}$	$2.72 \times 10^{-1}$
Bias	$-5.39 \times 10^{-4}$	$-3.01 \times 10^{-3}$	$-3.70 \times 10^{-4}$	$1.89 \times 10^{-4}$	$-2.56 \times 10^{-6}$	$2.48 \times 10^{-4}$
Standard error	$2.30 \times 10^{-2}$	$6.26 \times 10^{-2}$	$4.75 \times 10^{-2}$	$3.55 \times 10^{-3}$	$4.93 \times 10^{-5}$	$6.42 \times 10^{-2}$
Average p-value	$< 10^{-9}$	0.527	0.435	0.006	0.001	0.009
Coverage (estimated variance)	0.985	0.984	0.986	0.975	0.980	0.985
Coverage (true variance)	0.958	0.945	0.951	0.942	0.934	0.942

Table A.2: Estimation Result of  $\tau_{\text{ITT}}$  and  $\beta^*$ . Each column represents the target quantity. The true values are based on the definition in Section 2.4 of the main paper. Bias is the mean difference between the estimate and the true value. Standard error is the standard deviation of the estimates. Average p-value is the average of p-values from Wald-type tests. Coverages are proportion of estimated and true variance-based CIs including the true value.

The estimation results of  $\tau_{\text{ITT.C}}$  and  $\beta_C^*$  are given as follows.

Estimand	Overall	Heterogeneous ITT effect coefficient ( $\beta_C^*$ )				
Variable	ITT ( $\tau_{\text{ITT.C}}$ )	Intercept ( $\beta_{C,0}^*$ )	Gender ( $\beta_{C,1}^*$ )	Age ( $\beta_{C,2}^*$ )	Age <sup>2</sup> ( $\beta_{C,3}^*$ )	Vaccination ( $\beta_{C,4}^*$ )
True value	$2.35 \times 10^{-1}$	$4.75 \times 10^{-2}$	$5.12 \times 10^{-2}$	$1.40 \times 10^{-2}$	$-2.29 \times 10^{-4}$	$2.66 \times 10^{-1}$
Estimate	$2.35 \times 10^{-1}$	$4.44 \times 10^{-2}$	$5.10 \times 10^{-2}$	$1.42 \times 10^{-2}$	$-2.32 \times 10^{-4}$	$2.67 \times 10^{-1}$
Bias	$-3.61 \times 10^{-4}$	$-3.12 \times 10^{-3}$	$-2.37 \times 10^{-4}$	$2.23 \times 10^{-4}$	$-3.26 \times 10^{-6}$	$9.89 \times 10^{-4}$
Standard error	$2.30 \times 10^{-2}$	$6.62 \times 10^{-2}$	$4.90 \times 10^{-2}$	$3.78 \times 10^{-3}$	$5.22 \times 10^{-5}$	$6.25 \times 10^{-2}$
Average p-value	$< 10^{-9}$	0.494	0.434	0.014	0.003	0.010
Coverage (estimated variance)	0.982	0.981	0.988	0.982	0.977	0.985
Coverage (true variance)	0.954	0.947	0.948	0.938	0.931	0.942

Table A.3: Estimation Result of  $\tau_{\text{ITT.C}}$  and  $\beta_C^*$ . Each column represents the target quantity. The true values are based on (8) and (9) in Section A.2. Bias, standard error, and coverages are the same as those defined in Table A.2.

The estimation result of  $\tau_{NT}$  is given as follows.

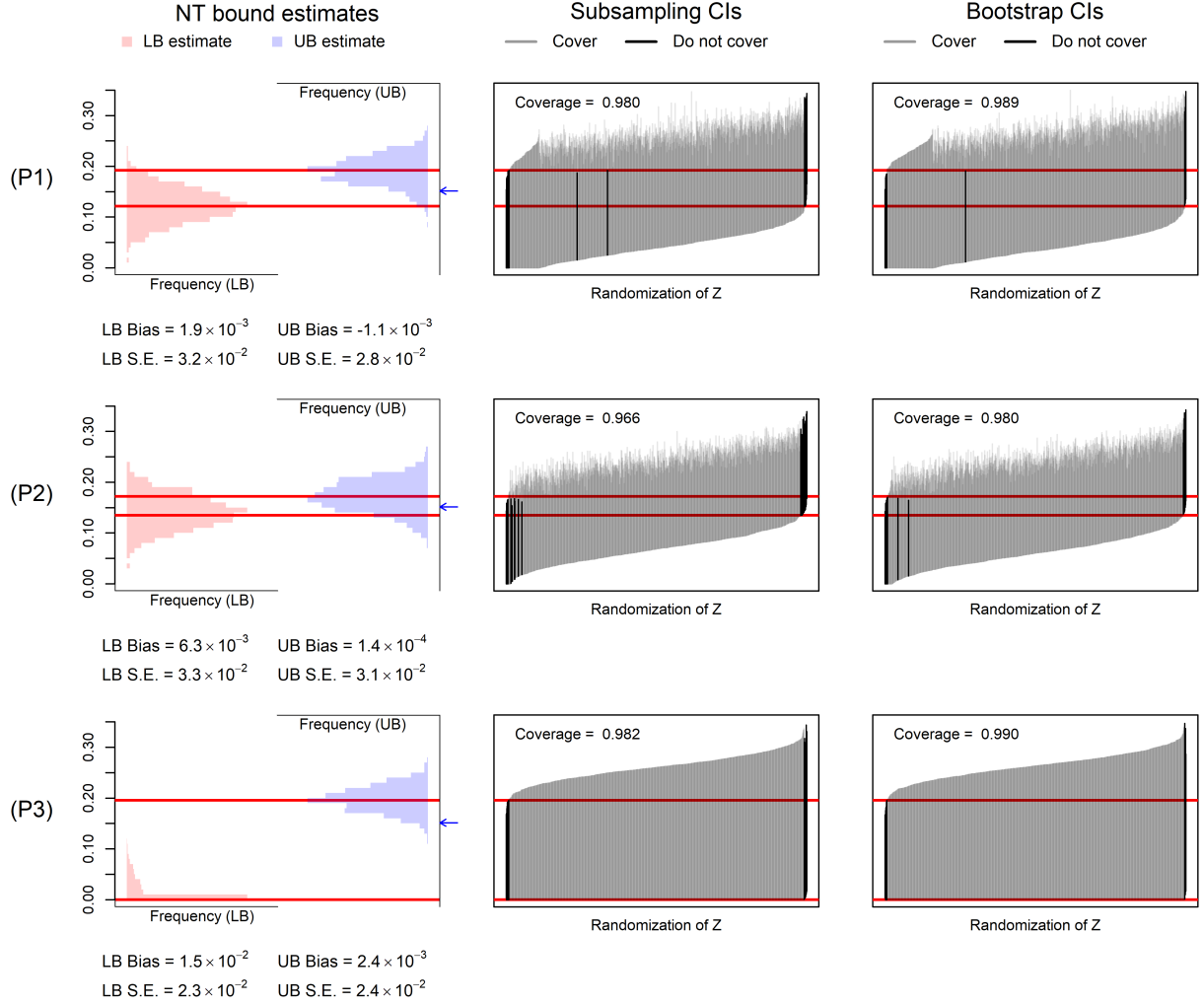


Figure A.2: Estimation Result of  $\tau_{NT}$ . Each row correspond to one of the three classifiers (P1), (P2), and (P3). The  $y$ -axis across all plots represents the effect size. The left column show histograms of the bound estimates  $[\widehat{LB}, \widehat{UB}]$  from 1,000 simulations where the  $x$ -axes are the relative frequencies. The middle and right columns show the 95% confidence sets based on subsampling and bootstrapping where the  $x$ -axes represent the 1,000 simulations and each vertical segment indicates a 95% CI for  $[LB, UB]$  obtained from our confidence set algorithm. Gray segments are CIs that covered the true ITT effect and black segments are CIs that did not cover it. The red solid lines represent the true sharp bounds  $[LB, UB]$  under each classifier. The blue arrows show the true NT spillover effect  $\tau_{NT} = 0.152$ .

#### A.4.2 Results under the Subgroup of the Population

The estimation results of  $\tau_{\text{ITT}}$  and  $\beta^*$  are given as follows.

Estimand	Overall	Heterogeneous ITT effect coefficient ( $\beta^*$ )				
Variable	ITT ( $\tau_{\text{ITT}}$ )	Intercept ( $\beta_0^*$ )	Gender ( $\beta_1^*$ )	Age ( $\beta_2^*$ )	Age <sup>2</sup> ( $\beta_3^*$ )	Vaccination ( $\beta_4^*$ )
True value	$2.48 \times 10^{-1}$	$3.96 \times 10^{-2}$	$7.13 \times 10^{-2}$	$1.35 \times 10^{-2}$	$-2.24 \times 10^{-4}$	$3.60 \times 10^{-1}$
Estimate	$2.51 \times 10^{-1}$	$4.06 \times 10^{-2}$	$7.58 \times 10^{-2}$	$1.36 \times 10^{-2}$	$-2.26 \times 10^{-4}$	$3.66 \times 10^{-1}$
Bias	$2.60 \times 10^{-3}$	$9.81 \times 10^{-4}$	$4.51 \times 10^{-3}$	$7.69 \times 10^{-5}$	$-2.15 \times 10^{-6}$	$5.83 \times 10^{-3}$
Standard error	$3.48 \times 10^{-2}$	$1.10 \times 10^{-1}$	$6.49 \times 10^{-2}$	$5.48 \times 10^{-3}$	$7.37 \times 10^{-5}$	$9.54 \times 10^{-2}$
Average p-value	$< 10^{-5}$	0.565	0.430	0.119	0.046	0.019
Coverage (estimated variance)	0.977	0.982	0.997	0.979	0.974	0.964
Coverage (true variance)	0.952	0.954	0.952	0.946	0.930	0.945

Table A.4: Estimation Result of  $\tau_{\text{ITT}}$  and  $\beta^*$ . Each column represents the target quantity. The true values are based on the definition in Setion 2.4 of the main paper. Bias, standard error, and coverages are the same as those defined in Table A.2.

The estimation results of  $\tau_{\text{ITT.C}}$  and  $\beta_C^*$  are given as follows.

Estimand	Overall	Heterogeneous ITT effect coefficient ( $\beta_C^*$ )				
Variable	ITT ( $\tau_{\text{ITT.C}}$ )	Intercept ( $\beta_{C,0}^*$ )	Gender ( $\beta_{C,1}^*$ )	Age ( $\beta_{C,2}^*$ )	Age <sup>2</sup> ( $\beta_{C,3}^*$ )	Vaccination ( $\beta_{C,4}^*$ )
True value	$2.43 \times 10^{-1}$	$5.26 \times 10^{-2}$	$6.28 \times 10^{-2}$	$1.26 \times 10^{-2}$	$-2.13 \times 10^{-4}$	$3.53 \times 10^{-1}$
Estimate	$2.46 \times 10^{-1}$	$5.40 \times 10^{-2}$	$6.76 \times 10^{-2}$	$1.27 \times 10^{-2}$	$-2.16 \times 10^{-4}$	$3.59 \times 10^{-1}$
Bias	$2.43 \times 10^{-3}$	$1.43 \times 10^{-3}$	$4.83 \times 10^{-3}$	$9.93 \times 10^{-5}$	$-3.07 \times 10^{-6}$	$5.64 \times 10^{-3}$
Standard error	$3.68 \times 10^{-2}$	$1.35 \times 10^{-1}$	$6.63 \times 10^{-2}$	$6.24 \times 10^{-3}$	$7.77 \times 10^{-5}$	$9.50 \times 10^{-2}$
Average p-value	$< 10^{-5}$	0.528	0.467	0.182	0.070	0.022
Coverage (estimated variance)	0.982	0.982	0.994	0.977	0.976	0.962
Coverage (true variance)	0.951	0.953	0.955	0.952	0.943	0.933

Table A.5: Estimation Result of  $\tau_{\text{ITT.C}}$  and  $\beta_C^*$ . Each column represents the target quantity. The true values are based on (8) and (9) in Section A.2. Bias, standard error, and coverages are the same as those defined in Table A.2.

The estimation result of  $\tau_{NT}$  is given as follows.

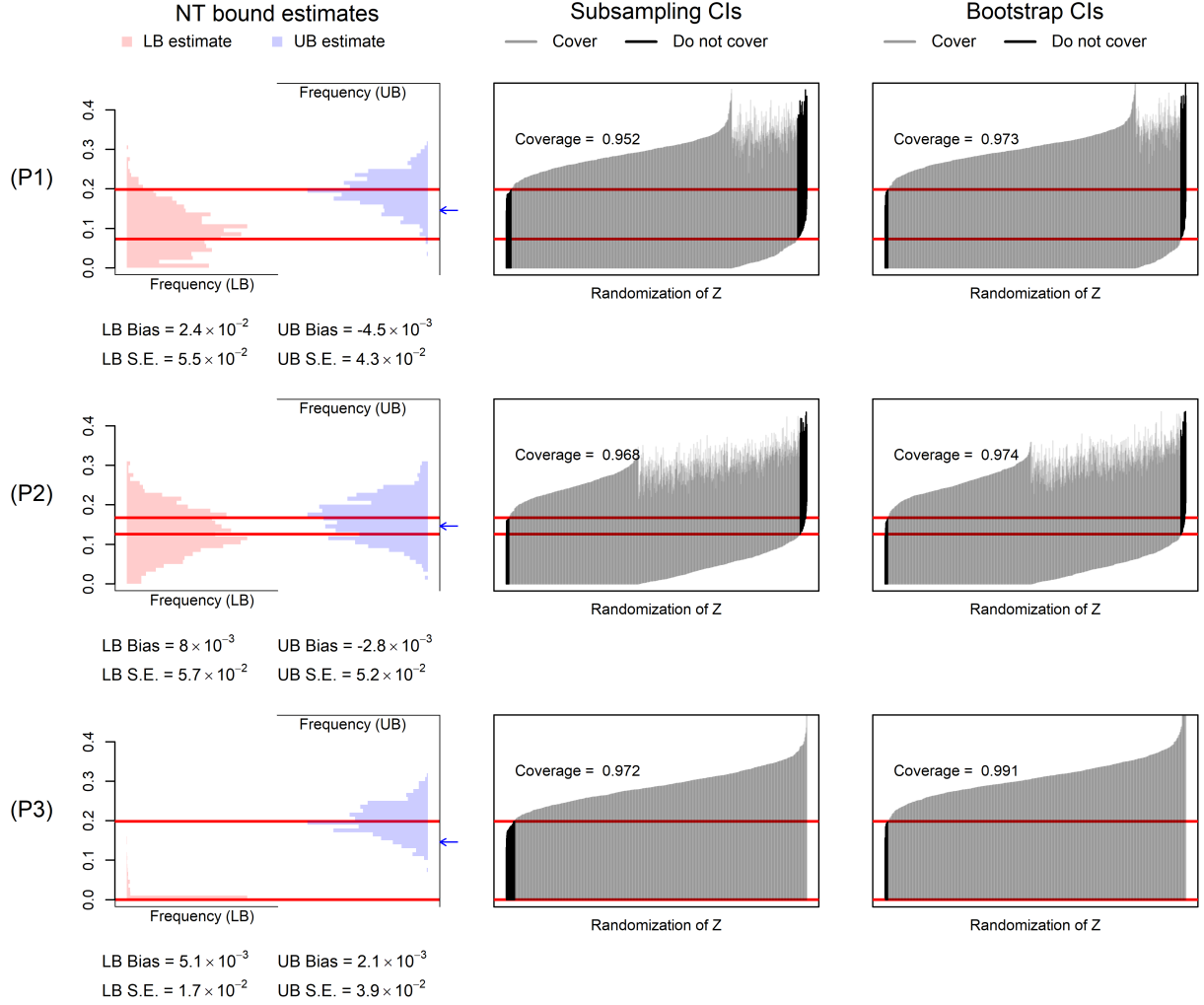


Figure A.3: Estimation Result of  $\tau_{NT}$ . Each row correspond to one of the three classifiers (P1), (P2), and (P3). The  $y$ -axis across all plots represents the effect size. The left column show histograms of the bound estimates  $[\widehat{LB}, \widehat{UB}]$  from 1,000 simulations where the  $x$ -axes are the relative frequencies. The middle and right columns show the 95% confidence sets based on subsampling and bootstrapping where the  $x$ -axes represent the 1,000 simulations and each vertical segment indicates a 95% CI for  $[LB, UB]$  obtained from our confidence set algorithm. Gray segments are CIs that covered the true ITT effect and black segments are CIs that did not cover it. The red solid lines represent the true sharp bounds  $[LB, UB]$  under each classifier. The blue arrows show the true NT spillover effect  $\tau_{NT} = 0.146$ .

## A.5 Additional Results of Section 6 in the Main Paper

In this subsection, we repeat the analysis in Section 6 in the main paper by targeting the average cluster-level ITT effect  $\tau_{\text{ITT},C}$  and the corresponding heterogeneous ITT effect coefficient  $\beta_C^*$ . Table A.6 summarizes the results. Despite the different estimands, the results are almost the same as the results in the main paper except that  $\beta_{C,12}^*$  is significant at level 0.05 instead of level 0.1.

Estimand	Variable	Estimate	SE	95% CI		$\chi^2_1$ -statistic	p-value
				Lower bound	Upper bound		
Overall ITT ( $\tau_{\text{ITT},C}$ )		$7.21 \times 10^{-2}$	$3.56 \times 10^{-2}$	$2.39 \times 10^{-3}$	$1.42 \times 10^{-1}$	4.110	0.043
Heterogeneous ITT effect coefficient ( $\beta^*_C$ )	Intercept ( $\beta^*_{C,0}$ )	$2.57 \times 10^{-1}$	$1.98 \times 10^{-1}$	$-1.32 \times 10^{-1}$	$6.46 \times 10^{-1}$	1.681	0.195
	Gender ( $\beta^*_{C,1}$ )	$4.72 \times 10^{-2}$	$6.75 \times 10^{-2}$	$-8.51 \times 10^{-2}$	$1.80 \times 10^{-1}$	0.489	0.485
	Age ( $\beta^*_{C,2}$ )	$-1.26 \times 10^{-3}$	$6.35 \times 10^{-3}$	$-1.37 \times 10^{-2}$	$1.12 \times 10^{-2}$	0.039	0.843
	Age <sup>2</sup> ( $\beta^*_{C,3}$ )	$2.08 \times 10^{-6}$	$7.32 \times 10^{-5}$	$-1.41 \times 10^{-4}$	$1.46 \times 10^{-4}$	0.001	0.977
	Vaccination ( $\beta^*_{C,4}$ )	$-8.03 \times 10^{-2}$	$6.32 \times 10^{-2}$	$-2.04 \times 10^{-1}$	$4.35 \times 10^{-2}$	1.615	0.204
	Index ind. gender ( $\beta^*_{C,5}$ )	$-9.80 \times 10^{-2}$	$6.19 \times 10^{-2}$	$-2.19 \times 10^{-1}$	$2.33 \times 10^{-2}$	2.506	0.113
	Index ind. age ( $\beta^*_{C,6}$ )	$-4.64 \times 10^{-3}$	$8.58 \times 10^{-3}$	$-2.15 \times 10^{-2}$	$1.22 \times 10^{-2}$	0.292	0.589
	Index ind. Age <sup>2</sup> ( $\beta^*_{C,7}$ )	$1.44 \times 10^{-4}$	$1.50 \times 10^{-4}$	$-1.49 \times 10^{-4}$	$4.38 \times 10^{-4}$	0.930	0.335
	Index ind. vaccination ( $\beta^*_{C,8}$ )	$6.65 \times 10^{-2}$	$5.64 \times 10^{-2}$	$-4.40 \times 10^{-2}$	$1.77 \times 10^{-1}$	1.391	0.238
	$\mathbb{1}(n_j = 3)$ ( $\beta^*_{C,9}$ )	$5.29 \times 10^{-2}$	$8.65 \times 10^{-2}$	$-1.17 \times 10^{-1}$	$2.23 \times 10^{-1}$	0.374	0.541
	$\mathbb{1}(n_j = 4)$ ( $\beta^*_{C,10}$ )	$-1.84 \times 10^{-2}$	$7.26 \times 10^{-2}$	$-1.61 \times 10^{-1}$	$1.24 \times 10^{-1}$	0.064	0.800
	$\mathbb{1}(n_j \geq 5)$ ( $\beta^*_{C,11}$ )	$3.01 \times 10^{-1}$	$1.13 \times 10^{-1}$	$7.98 \times 10^{-2}$	$5.22 \times 10^{-1}$	7.118	0.008
House size ( $\beta^*_{C,12}$ )	$-1.58 \times 10^{-4}$	$7.94 \times 10^{-5}$	$-3.13 \times 10^{-4}$	$-2.16 \times 10^{-6}$	3.949	0.047	

Table A.6: Heterogeneous treatment effect estimation. Each row shows the estimated quantity. Each column shows the variable name.

## B Proof of Lemmas and Theorems in the Main Paper

### B.1 Proof of Lemma 3.1

Suppose the outcome variable is transformed as  $Y'_{ji} = a + bY_{ji}$ . The corresponding estimators associated with  $Y'_{ji}$  are

$$\begin{aligned}\hat{\tau}'_{\text{ITT}} &= \frac{1}{N_1} \sum_{j=1}^J Z_j \sum_{i=1}^{n_j} (a + bY_{ji}) - \frac{1}{N_0} \sum_{j=1}^J (1 - Z_j) \sum_{i=1}^{n_j} (a + bY_{ji}) \\ \hat{\beta}' &= \left\{ \sum_{j=1}^J Z_j \sum_{i=1}^{n_j} \mathbf{X}_{ji} \mathbf{X}_{ji}^\top \right\}^{-1} \left\{ \sum_{j=1}^J Z_j \sum_{i=1}^{n_j} \mathbf{X}_{ji} (a + bY_{ji}) \right\} - \left\{ \sum_{j=1}^J (1 - Z_j) \sum_{i=1}^{n_j} \mathbf{X}_{ji} \mathbf{X}_{ji}^\top \right\}^{-1} \left\{ \sum_{j=1}^J (1 - Z_j) \sum_{i=1}^{n_j} \mathbf{X}_{ji} (a + bY_{ji}) \right\} \\ \hat{\tau}'_{\text{ITT.C}} &= \frac{1}{m} \sum_{j=1}^J \frac{Z_j}{n_j} \sum_{i=1}^{n_j} (a + bY_{ji}) - \frac{1}{J - m} \sum_{j=1}^J \frac{1 - Z_j}{n_j} \sum_{i=1}^{n_j} (a + bY_{ji}) \\ \hat{\beta}'_C &= \left\{ \sum_{j=1}^J \frac{Z_j}{n_j} \sum_{i=1}^{n_j} \mathbf{X}_{ji} \mathbf{X}_{ji}^\top \right\}^{-1} \left\{ \sum_{j=1}^J \frac{Z_j}{n_j} \sum_{i=1}^{n_j} \mathbf{X}_{ji} (a + bY_{ji}) \right\} - \left\{ \sum_{j=1}^J \frac{1 - Z_j}{n_j} \sum_{i=1}^{n_j} \mathbf{X}_{ji} \mathbf{X}_{ji}^\top \right\}^{-1} \left\{ \sum_{j=1}^J \frac{1 - Z_j}{n_j} \sum_{i=1}^{n_j} \mathbf{X}_{ji} (a + bY_{ji}) \right\}\end{aligned}$$

For the ITT estimators, it is straightforward to find  $\hat{\tau}'_{\text{ITT}} = b\hat{\tau}_{\text{ITT}}$  and  $\hat{\tau}'_{\text{ITT.C}} = b\hat{\tau}_{\text{ITT.C}}$ .

$$\begin{aligned}\hat{\tau}'_{\text{ITT}} &= \frac{1}{N_1} \sum_{j=1}^J Z_j \sum_{i=1}^{n_j} (a + bY_{ji}) - \frac{1}{N_0} \sum_{j=1}^J (1 - Z_j) \sum_{i=1}^{n_j} (a + bY_{ji}) \\ &= \frac{a}{N_1} \sum_{j=1}^J Z_j n_j - \frac{a}{N_0} \sum_{j=1}^J (1 - Z_j) n_j + b \left( \frac{1}{N_1} \sum_{j=1}^J Z_j \sum_{i=1}^{n_j} Y_{ji} - \frac{1}{N_0} \sum_{j=1}^J (1 - Z_j) \sum_{i=1}^{n_j} Y_{ji} \right) = b\hat{\tau}_{\text{ITT}} \\ \hat{\tau}'_{\text{ITT.C}} &= \frac{1}{m} \sum_{j=1}^J \frac{Z_j}{n_j} \sum_{i=1}^{n_j} (a + bY_{ji}) - \frac{1}{J - m} \sum_{j=1}^J \frac{1 - Z_j}{n_j} \sum_{i=1}^{n_j} (a + bY_{ji}) \\ &= \frac{a}{m} \sum_{j=1}^J \frac{Z_j}{n_j} - \frac{a}{J - m} \sum_{j=1}^J \frac{1 - Z_j}{n_j} + b \left( \frac{1}{m} \sum_{j=1}^J \frac{Z_j}{n_j} \sum_{i=1}^{n_j} Y_{ji} - \frac{1}{J - m} \sum_{j=1}^J \frac{1 - Z_j}{n_j} \sum_{i=1}^{n_j} Y_{ji} \right) = b\hat{\tau}_{\text{ITT.C}}\end{aligned}$$

To show that  $\hat{\beta}$  and  $\hat{\beta}_C$  are invariant to affine transformations, we first observe

$$\begin{aligned}\left\{ \sum_{j=1}^J Z_j \sum_{i=1}^{n_j} \mathbf{X}_{ji} \mathbf{X}_{ji}^\top \right\}^{-1} \left\{ \sum_{j=1}^J Z_j \sum_{i=1}^{n_j} \mathbf{X}_{ji} \right\} &= \left\{ \sum_{j=1}^J (1 - Z_j) \sum_{i=1}^{n_j} \mathbf{X}_{ji} \mathbf{X}_{ji}^\top \right\}^{-1} \left\{ \sum_{j=1}^J (1 - Z_j) \sum_{i=1}^{n_j} \mathbf{X}_{ji} \right\} = \mathbf{u}_1 \\ \left\{ \sum_{j=1}^J \frac{Z_j}{n_j} \sum_{i=1}^{n_j} \mathbf{X}_{ji} \mathbf{X}_{ji}^\top \right\}^{-1} \left\{ \sum_{j=1}^J \frac{Z_j}{n_j} \sum_{i=1}^{n_j} \mathbf{X}_{ji} \right\} &= \left\{ \sum_{j=1}^J \frac{1 - Z_j}{n_j} \sum_{i=1}^{n_j} \mathbf{X}_{ji} \mathbf{X}_{ji}^\top \right\}^{-1} \left\{ \sum_{j=1}^J \frac{1 - Z_j}{n_j} \sum_{i=1}^{n_j} \mathbf{X}_{ji} \right\} = \mathbf{u}_1\end{aligned}$$



where  $\mathbf{u}_1 = (1, 0, \dots, 0)^\top \in \mathbb{R}^p$  so long as the first element of  $\mathbf{X}_{ji}$  is 1. As a result, we observe  $\hat{\beta}' = b\hat{\beta}$  and  $\hat{\beta}'_C = b\hat{\beta}$ .

$$\begin{aligned}\hat{\beta}' &= \left\{ \sum_{j=1}^J Z_j \sum_{i=1}^{n_j} \mathbf{X}_{ji} \mathbf{X}_{ji}^\top \right\}^{-1} \left\{ \sum_{j=1}^J Z_j \sum_{i=1}^{n_j} \mathbf{X}_{ji} (a + bY_{ji}) \right\} - \left\{ \sum_{j=1}^J (1 - Z_j) \sum_{i=1}^{n_j} \mathbf{X}_{ji} \mathbf{X}_{ji}^\top \right\}^{-1} \left\{ \sum_{j=1}^J (1 - Z_j) \sum_{i=1}^{n_j} \mathbf{X}_{ji} (a + bY_{ji}) \right\} \\ &= a\mathbf{u}_1 - a\mathbf{u}_1 + b\hat{\beta} = b\hat{\beta} \\ \hat{\beta}'_C &= \left\{ \sum_{j=1}^J \frac{Z_j}{n_j} \sum_{i=1}^{n_j} \mathbf{X}_{ji} \mathbf{X}_{ji}^\top \right\}^{-1} \left\{ \sum_{j=1}^J \frac{Z_j}{n_j} \sum_{i=1}^{n_j} \mathbf{X}_{ji} (a + bY_{ji}) \right\} - \left\{ \sum_{j=1}^J \frac{1 - Z_j}{n_j} \sum_{i=1}^{n_j} \mathbf{X}_{ji} \mathbf{X}_{ji}^\top \right\}^{-1} \left\{ \sum_{j=1}^J \frac{1 - Z_j}{n_j} \sum_{i=1}^{n_j} \mathbf{X}_{ji} (a + bY_{ji}) \right\} \\ &= a\mathbf{u}_1 - a\mathbf{u}_1 + b\hat{\beta} = b\hat{\beta}_C\end{aligned}$$

## B.2 Proof of Theorem 3.1

We first restate the finite moment assumption.

**Assumption B.1.** The following conditions hold.

- (i) (*Asymptotic rate of  $m$  and  $J$* ) As  $J \rightarrow \infty$ , we have  $m/J \rightarrow p_{\text{trt}} \in (0, 1)$ .
- (ii) (*First moments and full rank*) For each  $z = 0, 1$ ,  $\mathcal{M}\{\mathcal{R}^{(z)}\}$ ,  $\mathcal{M}\{\mathcal{R}_X^{(z)}\}$  have finite limits as  $J \rightarrow \infty$ . Also,  $\mathcal{M}(\mathcal{X})$  is full rank and  $\lim_{J \rightarrow \infty} \mathcal{M}(\mathcal{X})$  converges to a full-rank matrix.
- (iii) (*Second moments*) For each  $z = 0, 1$ ,  $\mathcal{V}\{\mathcal{R}^{(z)}\}$ ,  $\mathcal{V}\{\mathcal{R}_X^{(z)}\}$ ,  $\mathcal{V}\{\mathcal{R}^{(1)}, \mathcal{R}^{(0)}\}$ ,  $\mathcal{V}\{\mathcal{R}_X^{(1)}, \mathcal{R}_X^{(0)}\}$ ,  $\mathcal{V}(\mathcal{N})$ , and  $\mathcal{V}(\mathcal{X})$  have nonzero finite limits as  $J \rightarrow \infty$ .
- (iv) (*Tightness*) As  $J \rightarrow \infty$ ,  $\|\mathcal{R}_j^{(z)}\|_2^2/J$ ,  $\|\mathcal{R}_{X,j}^{(z)}\|_2^2/J$ ,  $\|\mathcal{N}_j - 1\|_2^2/J$ , and  $\|\mathcal{X}_j - \mathcal{M}(\mathcal{X})\|_2^2/J$  converge to zero for all  $j = 1, \dots, J$  and  $z = 0, 1$ .

We introduce Theorem 5 of Li and Ding (2017) which is formally stated as follows.

**Theorem 5.** (Li and Ding, 2017) Suppose that  $N$  units are completely randomized into  $Q$  treatment groups of size  $(n_1, \dots, n_Q)$ . Let  $L_i$  be the group number, where  $L_i = q$  if unit  $i$  belongs to group  $q$ . Let  $\mathbf{Y}_i(q) \in \mathbb{R}^p$  be unit  $i$ 's potential outcome under treatment  $q$  and  $\bar{\mathbf{Y}} = \sum_{i=1}^N \mathbf{Y}_i(q)/N$  be the average of  $\mathbf{Y}_i(q)$ s. Let the average causal effect  $\tau(\mathbf{A})$  and its estimator  $\hat{\tau}(\mathbf{A})$  be

$$\tau(\mathbf{A}) = \sum_{q=1}^Q \mathbf{A}_q \bar{\mathbf{Y}}(q), \quad \hat{\tau}(\mathbf{A}) = \sum_{q=1}^Q \mathbf{A}_q \hat{\bar{\mathbf{Y}}}(q), \quad \hat{\bar{\mathbf{Y}}}(q) = \frac{1}{n_q} \sum_{i: L_i=q} \mathbf{Y}_i(q)$$

Let  $\mathbf{S}_q^2$  and  $\mathbf{S}_{qr}$  be

$$\begin{aligned}\mathbf{S}_q^2 &= \frac{1}{N-1} \sum_{i=1}^N \{\mathbf{Y}_i(q) - \bar{\mathbf{Y}}(q)\} \{\mathbf{Y}_i(q) - \bar{\mathbf{Y}}(q)\}^\top \quad (q = 1, \dots, Q) \\ \mathbf{S}_{qr} &= \frac{1}{N-1} \sum_{i=1}^N \{\mathbf{Y}_i(q) - \bar{\mathbf{Y}}(q)\} \{\mathbf{Y}_i(r) - \bar{\mathbf{Y}}(r)\}^\top \quad (q, r = 1, \dots, Q, q \neq r)\end{aligned}$$

Suppose that, for any  $1 \leq q \neq r \leq Q$ , (a)  $\mathbf{S}_q^2$  and  $\mathbf{S}_{qr}$  have limiting values, (b)  $n_q/N$  has positive limiting value, and (c)  $\max_{1 \leq q \leq Q} \max_{1 \leq i \leq N} \|\mathbf{Y}_i(q) - \bar{\mathbf{Y}}(q)\|_2^2/N \rightarrow 0$ . Then,  $N\text{Var}\{\hat{\boldsymbol{\tau}}(\mathbf{A})\}$  has a limiting value and

$$\sqrt{N}\{\hat{\boldsymbol{\tau}}(\mathbf{A}) - \boldsymbol{\tau}(\mathbf{A})\} \xrightarrow{D} N\left(0, \lim_{N \rightarrow \infty} N\text{Var}\{\hat{\boldsymbol{\tau}}(\mathbf{A})\}\right)$$

Our framework corresponds to the case of  $Q = 2$  with indices  $q = 1, 2$  where  $q = 1$  and  $q = 2$  means treatment ( $z = 1$ ) and control ( $z = 0$ ), respectively. Thus,  $n_1$ ,  $n_2$ , and  $N$  in Theorem 5 of Li and Ding (2017) correspond to our  $m$ ,  $J - m$ , and  $J$ , respectively, and condition (b) of Theorem 5 is satisfied from Assumption B.1-(i).

We only prove the result about  $\hat{\boldsymbol{\beta}}$  because  $\hat{\boldsymbol{\tau}}_{\text{TT}}$  is a special case of  $\hat{\boldsymbol{\beta}}$  where  $\mathbf{X}_{ji}$  is chosen as 1 leading  $\mathcal{X}_j = (J/N) \sum_{i=1}^{n_j} \mathbf{X}_{ji} \mathbf{X}_{ji}^\top = (J/N) n_j = \mathcal{N}_j$ . Let  $\boldsymbol{\beta}_1^*$  and  $\boldsymbol{\beta}_0^*$  be

$$\boldsymbol{\beta}_1^* = \{\mathcal{M}(\boldsymbol{x})\}^{-1} [\mathcal{M}\{\boldsymbol{y}_X^{(1)}\}] \quad , \quad \boldsymbol{\beta}_0^* = \{\mathcal{M}(\boldsymbol{x})\}^{-1} [\mathcal{M}\{\boldsymbol{y}_X^{(0)}\}]$$

From Assumption B.1-(ii) and (iii),  $\|\boldsymbol{\beta}_1^*\|$  and  $\|\boldsymbol{\beta}_0^*\|$  are finite. Also,  $\boldsymbol{\beta}_1^*$  and  $\boldsymbol{\beta}_0^*$  solve the following equations.

$$\frac{1}{J} \sum_{j=1}^J (\mathcal{Y}_{X,j}^{(1)} - \mathcal{X}_j \boldsymbol{\beta}_1^*) = \frac{1}{J} \sum_{j=1}^J \mathcal{R}_{X,j}^{(1)} = 0 \quad , \quad \frac{1}{J} \sum_{j=1}^J (\mathcal{Y}_{X,j}^{(0)} - \mathcal{X}_j \boldsymbol{\beta}_0^*) = \frac{1}{J} \sum_{j=1}^J \mathcal{R}_{X,j}^{(0)} = 0$$

We take  $\mathbf{Y}_i(1)$  and  $\mathbf{Y}_i(2)$  in Theorem 5 of Li and Ding (2017) as  $\mathcal{R}_{X,j}^{(1)}$  and 0, respectively. As a consequence,  $\bar{\mathbf{Y}}(1)$ ,  $\bar{\mathbf{Y}}(2)$ ,  $\mathbf{S}_1^2$ ,  $\mathbf{S}_2^2$ , and  $\mathbf{S}_{12}$  correspond to 0, 0,  $\mathcal{V}\{\boldsymbol{\mathcal{R}}_X^{(1)}\}$ , 0, and 0, respectively. We also find that condition (b) and (c) of Theorem 5 of Li and Ding (2017) are satisfied under

Assumption B.1. Then, we find

$$\sqrt{J} \left\{ \frac{1}{m} \sum_{j=1}^J Z_j \mathcal{R}_{X,j}^{(1)} \right\} \xrightarrow{D} N \left( 0, \lim_{J \rightarrow \infty} J \mathcal{V} \{ \mathcal{R}_X^{(1)} \} \right)$$

That is,  $m^{-1} \sum_{j=1}^J Z_j \mathcal{R}_{X,j}^{(1)} = O_P(J^{-1/2})$  and, similarly,  $(J-m)^{-1} \sum_{j=1}^J (1-Z_j) \mathcal{R}_{X,j}^{(0)} = O_P(J^{-1/2})$ .

Next, we take  $\mathbf{Y}_i(1)$  and  $\mathbf{Y}_i(2)$  in Theorem 5 of Li and Ding (2017) as  $\text{vec}(\mathcal{X}_j)$  and 0, respectively. As a consequence,  $\bar{\mathbf{Y}}(1)$ ,  $\bar{\mathbf{Y}}(2)$ ,  $\mathbf{S}_1^2$ ,  $\mathbf{S}_2^2$ , and  $\mathbf{S}_{12}$  correspond to  $\text{vec}\{\mathcal{M}(\boldsymbol{\mathcal{X}})\}$ , 0,  $\mathcal{V}\{\mathcal{R}_X^{(1)}\}$ , 0, and 0, respectively. We also find that condition (b) and (c) of Theorem 5 of Li and Ding (2017) are satisfied under Assumption B.1. Then, we find

$$\sqrt{J} \left[ \frac{1}{m} \sum_{j=1}^J Z_j \text{vec}(\mathcal{X}_j) - \text{vec}\{\mathcal{M}(\boldsymbol{\mathcal{X}})\} \right] \xrightarrow{D} N \left( 0, \lim_{J \rightarrow \infty} J \mathcal{V} \{ \mathcal{R}_X^{(1)} \} \right)$$

This implies  $\widehat{\mathcal{M}}_1(\boldsymbol{\mathcal{X}}) = \frac{1}{m} \sum_{j=1}^J Z_j \mathcal{X}_j = \mathcal{M}(\boldsymbol{\mathcal{X}}) + O_P(J^{-1/2})$ . Since  $\widehat{\mathcal{M}}_1(\boldsymbol{\mathcal{X}})$  is used in the denominator of  $\widehat{\beta}$ , we study the gap between  $\widehat{\mathcal{M}}_1(\boldsymbol{\mathcal{X}})$  and  $\mathcal{M}(\boldsymbol{\mathcal{X}})$  which is given as follows.

$$\begin{aligned} \left\| \left\{ \widehat{\mathcal{M}}_1(\boldsymbol{\mathcal{X}}) \right\}^{-1} - \left\{ \mathcal{M}(\boldsymbol{\mathcal{X}}) \right\}^{-1} \right\|_2 &= \left\| - \left\{ \widehat{\mathcal{M}}_1(\boldsymbol{\mathcal{X}}) \right\}^{-1} \left\{ \widehat{\mathcal{M}}_1(\boldsymbol{\mathcal{X}}) - \mathcal{M}(\boldsymbol{\mathcal{X}}) \right\} \left\{ \mathcal{M}(\boldsymbol{\mathcal{X}}) \right\}^{-1} \right\|_2 \\ &\leq \left\| \left\{ \widehat{\mathcal{M}}_1(\boldsymbol{\mathcal{X}}) \right\}^{-1} \right\|_2 \left\| \widehat{\mathcal{M}}_1(\boldsymbol{\mathcal{X}}) - \mathcal{M}(\boldsymbol{\mathcal{X}}) \right\|_2 \left\| \left\{ \mathcal{M}(\boldsymbol{\mathcal{X}}) \right\}^{-1} \right\|_2 \\ &\leq \left[ \frac{1}{\lambda_{\min}\{\mathcal{M}(\boldsymbol{\mathcal{X}})\}} + o(1) \right] \cdot O_P(J^{-1/2}) \left[ \frac{1}{\lambda_{\min}\{\mathcal{M}(\boldsymbol{\mathcal{X}})\}} \right] \\ &= O_P(J^{-1/2}) \end{aligned}$$

The first equality is straightforward. The first inequality is from the property of the matrix norm. The second equality is from  $\widehat{\mathcal{M}}_1(\boldsymbol{\mathcal{X}}) - \mathcal{M}(\boldsymbol{\mathcal{X}}) = O_P(J^{-1/2})$  and the full-rank  $\mathcal{M}(\boldsymbol{\mathcal{X}})$  where  $\lambda_{\min}(\mathbf{A})$  is the minimum eigenvalue of matrix  $\mathbf{A}$ . The last equality is trivial from  $\lambda_{\min}\{\mathcal{M}(\boldsymbol{\mathcal{X}})\} < \infty$ . Thus, we obtain  $\left\{ \widehat{\mathcal{M}}_1(\boldsymbol{\mathcal{X}}) \right\}^{-1} - \left\{ \mathcal{M}(\boldsymbol{\mathcal{X}}) \right\}^{-1} = O_P(J^{-1/2})$ . Similarly, we obtain  $\left\{ \widehat{\mathcal{M}}_0(\boldsymbol{\mathcal{X}}) \right\}^{-1} -$

$\{\mathcal{M}(\mathcal{X})\}^{-1} = O_P(J^{-1/2})$ . Combining the above results, we find that

$$\begin{aligned}\widehat{\beta} - \beta^* &= \left\{ \mathcal{M}(\mathcal{X}) \right\}^{-1} \left[ \widehat{\mathcal{M}}_1 \{ \mathcal{R}_X^{(1)} \} - \widehat{\mathcal{M}}_0 \{ \mathcal{R}_X^{(0)} \} \right] \\ &\quad + \left[ \underbrace{\left\{ \widehat{\mathcal{M}}_1(\mathcal{X}) \right\}^{-1} - \left\{ \mathcal{M}(\mathcal{X}) \right\}^{-1}}_{O_P(J^{-1/2})} \underbrace{\widehat{\mathcal{M}}_1 \{ \mathcal{R}_X^{(1)} \}}_{O_P(J^{-1/2})} - \left[ \underbrace{\left\{ \widehat{\mathcal{M}}_0(\mathcal{X}) \right\}^{-1} - \left\{ \mathcal{M}(\mathcal{X}) \right\}^{-1}}_{O_P(J^{-1/2})} \right] \underbrace{\widehat{\mathcal{M}}_0 \{ \mathcal{R}_X^{(0)} \}}_{O_P(J^{-1/2})} \right] \\ &= \left\{ \mathcal{M}(\mathcal{X}) \right\}^{-1} \left[ \widehat{\mathcal{M}}_1 \{ \mathcal{R}_X^{(1)} \} - \widehat{\mathcal{M}}_0 \{ \mathcal{R}_X^{(0)} \} \right] + O_P(J^{-1})\end{aligned}$$

Finally, we take  $\mathbf{Y}_i(1)$  and  $\mathbf{Y}_i(2)$  in Theorem 5 of Li and Ding (2017) as  $\mathcal{R}_{X,j}^{(1)}$  and  $\mathcal{R}_{X,j}^{(0)}$ , respectively. As a consequence,  $\bar{\mathbf{Y}}(1)$ ,  $\bar{\mathbf{Y}}(2)$ ,  $\mathbf{S}_1^2$ ,  $\mathbf{S}_2^2$ , and  $\mathbf{S}_{12}$  correspond to 0, 0,  $\mathcal{V}\{\mathcal{R}_X^{(1)}\}$ ,  $\mathcal{V}\{\mathcal{R}_X^{(0)}\}$ , and  $\mathcal{V}\{\mathcal{R}_X^{(1)}, \mathcal{R}_X^{(0)}\}$ , respectively. We also find that condition (b) and (c) of Theorem 5 of Li and Ding (2017) are satisfied under Assumption B.1. Then, we find

$$\sqrt{J} \left[ \widehat{\mathcal{M}}_1 \{ \mathcal{R}_X^{(1)} \} - \widehat{\mathcal{M}}_0 \{ \mathcal{R}_X^{(0)} \} \right] \xrightarrow{D} N \left( 0, \lim_{J \rightarrow \infty} \left[ J \cdot \text{Var} \left[ \widehat{\mathcal{M}}_1 \{ \mathcal{R}_X^{(1)} \} - \widehat{\mathcal{M}}_0 \{ \mathcal{R}_X^{(0)} \} \mid \mathcal{F}_J, \mathcal{Z}_J \right] \right] \right)$$

The variance of  $\widehat{\mathcal{M}}_1 \{ \mathcal{R}_X^{(1)} \} - \widehat{\mathcal{M}}_0 \{ \mathcal{R}_X^{(0)} \}$  is given as follows.

$$\begin{aligned}\text{Var} \left[ \widehat{\mathcal{M}}_1 \{ \mathcal{R}_X^{(1)} \} - \widehat{\mathcal{M}}_0 \{ \mathcal{R}_X^{(0)} \} \mid \mathcal{F}_J, \mathcal{Z}_J \right] &= \left( \frac{\mathcal{R}_X^{(1)}}{m} + \frac{\mathcal{R}_X^{(0)}}{J-m} \right) \text{Var}(\mathcal{Z} \mid \mathcal{F}_J, \mathcal{Z}_J) \left( \frac{\mathcal{R}_X^{(1)}}{m} + \frac{\mathcal{R}_X^{(0)}}{J-m} \right)^\top \\ &= \left[ \frac{m(J-m)}{J(J-1)} \left( \frac{\mathcal{R}_X^{(1)}}{m} + \frac{\mathcal{R}_X^{(0)}}{J-m} \right) \Pi_J \left( \frac{\mathcal{R}_X^{(1)}}{m} + \frac{\mathcal{R}_X^{(0)}}{J-m} \right)^\top \right] \\ &= \left[ \frac{m(J-m)}{J} \left( \frac{\mathcal{V}\{\mathcal{R}_X^{(1)}\}}{m^2} + \frac{\mathcal{V}\{\mathcal{R}_X^{(0)}\}}{(J-m)^2} \right) + \frac{1}{J(J-1)} \{ \mathcal{R}_X^{(1)} \} \Pi_J \{ \mathcal{R}_X^{(0)} \}^\top + \frac{1}{J(J-1)} \{ \mathcal{R}_X^{(0)} \} \Pi_J \{ \mathcal{R}_X^{(1)} \}^\top \right] \\ &= \left[ \frac{J-m}{mJ} \mathcal{V}\{\mathcal{R}_X^{(1)}\} + \frac{m}{(J-m)J} \mathcal{V}\{\mathcal{R}_X^{(0)}\} \right. \\ &\quad \left. - \frac{1}{J(J-1)} \left[ \{ \mathcal{R}_X^{(1)} - \mathcal{R}_X^{(0)} \} \Pi_J \{ \mathcal{R}_X^{(1)} - \mathcal{R}_X^{(0)} \}^\top - \{ \mathcal{R}_X^{(1)} \} \Pi_J \{ \mathcal{R}_X^{(1)} \}^\top - \{ \mathcal{R}_X^{(0)} \} \Pi_J \{ \mathcal{R}_X^{(0)} \}^\top \right] \right] \\ &= \left[ \frac{J-m}{mJ} \mathcal{V}\{\mathcal{R}_X^{(1)}\} + \frac{m}{(J-m)J} \mathcal{V}\{\mathcal{R}_X^{(0)}\} - \frac{1}{J} \left[ \mathcal{V}\{\mathcal{R}_X^{(1)} - \mathcal{R}_X^{(0)}\} - \mathcal{V}\{\mathcal{R}_X^{(1)}\} - \mathcal{V}\{\mathcal{R}_X^{(0)}\} \right] \right] \\ &= \left[ \frac{1}{m} \mathcal{V}\{\mathcal{R}_X^{(1)}\} + \frac{1}{J-m} \mathcal{V}\{\mathcal{R}_X^{(0)}\} - \frac{1}{J} \mathcal{V}\{\mathcal{R}_X^{(1)} - \mathcal{R}_X^{(0)}\} \right]\end{aligned}$$

The first equality is straightforward. The second equality is from Lemma A.1. The third equality is from the relationship between the covariance operator  $\mathcal{V}$  and the centering matrix  $\Pi_J$ . The rest equalities are trivial. As a result, from the Slutsky's theorem, we find

$$\sqrt{J}(\widehat{\beta} - \beta^*) \xrightarrow{D} N\left(0, \lim_{J \rightarrow \infty} (J \cdot V_{\beta})\right)$$

where  $V_{\beta}$  is given by

$$V_{\beta} = \left\{ \mathcal{M}(\mathcal{X}) \right\}^{-1} \left[ \frac{\mathcal{V}\{\mathcal{R}_X^{\langle 1 \rangle}\}}{m} + \frac{\mathcal{V}\{\mathcal{R}_X^{\langle 0 \rangle}\}}{J - m} - \frac{\mathcal{V}\{\mathcal{R}_X^{\langle 1 \rangle} - \mathcal{R}_X^{\langle 0 \rangle}\}}{J} \right] \left\{ \mathcal{M}(\mathcal{X}) \right\}^{-1}$$

This proves the asymptotic Normality of  $\widehat{\beta}$ . The asymptotic Normality of  $\widehat{\tau}_{\text{TT}}$  can be shown by replacing  $\mathbf{X}_{ji}$ ,  $\mathcal{X}_j$ ,  $\mathcal{X}$  with 1,  $\mathcal{N}_j$ , and 1, respectively.

### B.3 Proof of Theorem 4.1

We present the steps of deriving the maximum  $P = N_{\text{NT}} \cdot \tau_{\text{NT}} = B_{1-} + A_1 - B_{0-} - A_0$  and the minimum of  $P$  can be similarly obtained by studying the minimum of  $-P$ . We follow the simplex method to obtain the solution; see Section 5 and 6 of [Dantzig \(1966\)](#) and Section 5 of [Waner and Costenoble \(2013\)](#) for the details.

$$\begin{aligned} & \text{Maximize } P = B_{1-} + A_1 - B_{0-} - A_0 \\ & \text{subject to } \left\{ \begin{array}{ll} B_{1-} + A_1 = N_{\text{NT}} \cdot \tau_{1,\text{NT}} & \Leftrightarrow s_1 = -s_9 = B_{1-} + A_1 - N_{\text{NT}}\tau_{1,\text{NT}} \\ A_1 + B_{1+} = N_{\text{NT}} \cdot \tau_{1,C} & \Leftrightarrow s_2 = -s_{10} = A_1 + B_{1+} - N_{\text{NT}}\tau_{1,C} \\ A_0 + B_{0+} = N_{\text{NT}} \cdot \tau_{0,C} & \Leftrightarrow s_3 = -s_{11} = A_0 + B_{0+} - N_{\text{NT}}\tau_{0,C} \\ B_{0-} - B_{1-} \leq 0 & \Leftrightarrow s_4 = B_{1-} - B_{0-} \\ B_{1-} \leq N_{\text{NT}} \cdot R & \Leftrightarrow s_5 = N_{\text{NT}}R - B_{1-} \\ B_{0+} - B_{1+} \leq 0 & \Leftrightarrow s_6 = B_{1+} - B_{0+} \\ B_{1+} \leq N_{\text{NT}} \cdot R & \Leftrightarrow s_7 = N_{\text{NT}}R - B_{1+} \\ A_0 - A_1 \leq 0 & \Leftrightarrow s_8 = A_1 - A_0 \\ B_{1-}, B_{0-}, A_1, A_0, B_{1+}, B_{0+}, s_i \geq 0 \ (i = 1, \dots, 11) \end{array} \right. \end{aligned}$$

Note that  $\tau_{1,\text{NT}}, \tau_{1,C}, \tau_{0,C}, R$  satisfy

$$-R \leq \tau_{1,\text{NT}} - \tau_{1,C} \leq R, \quad \tau_{0,C} \leq \tau_{1,C}, \quad \tau_{1,\text{NT}}, \tau_{1,C}, \tau_{0,C}, R \geq 0 \quad (20)$$

Here the variable  $s_i$ s are slack variables. Each restriction can be represented as the equality involving the linear combination of the original variable  $B_z$ -s and the slack variables  $s_i$ s. For example, the first restriction gives the following two equalities.

$$\begin{aligned} B_{1-} + A_1 - s_1 &= N_{\text{NT}}\tau_{1,\text{NT}} \\ B_{1-} + A_1 + s_9 &= N_{\text{NT}}\tau_{1,\text{NT}} \end{aligned}$$

Repeating the construction across all restrictions, we can obtain Table [B.1](#) containing the coefficient of the equalities.

In Table [B.1](#), each row corresponds to the equation containing a slack variable. The last row is attached to study the maximum of  $P$ . We call the first column of Table [B.1](#) row label and call the

	$B_{0-}$	$B_{1-}$	$A_0$	$A_1$	$B_{0+}$	$B_{1+}$	$s_1$	$s_2$	$s_3$	$s_4$	$s_5$	$s_6$	$s_7$	$s_8$	$s_9$	$s_{10}$	$s_{11}$	$P$	Value
$*s_1$		1		1			-1												$N_{NT}\tau_{1,NT}$
$*s_2$				1		1		-1											$N_{NT}\tau_{1,C}$
$*s_3$			1		1				-1										$N_{NT}\tau_{0,C}$
$s_4$	1	-1								1									
$s_5$		1									1								$N_{NT}R$
$s_6$					1	-1						1							
$s_7$						1							1						$N_{NT}R$
$s_8$			1	-1										1					
$s_9$		1		1											1				$N_{NT}\tau_{1,NT}$
$s_{10}$				1		1										1			$N_{NT}\tau_{1,C}$
$s_{11}$			1		1												1		$N_{NT}\tau_{0,C}$
$P$	1	-1	1	-1														1	

Table B.1: First sequence of the simplex method.

first row of Table B.1 column label. Empty cells correspond to zero. The asterisk in the first three rows indicates that the coefficient of slack variable is negative.

We pivot the row of Table B.1 until we find the solution where the sequences of the pivot depends on the magnitude of  $\tau_{1,NT}$ ,  $\tau_{1,C}$ ,  $\tau_{0,C}$ , and  $R$  satisfying the restrictions in (20). We only present the detailed steps to derive the maximum of  $P$  under  $\tau_{0,C} \leq \tau_{1,C} \leq \tau_{1,NT} \leq R$  case; the minimum of  $P$  can be obtained in a similar manner.

In Table B.1, the existence of three asterisks means that this linear programming is not a standard linear programming. The first procedure of the linear programming is to get rid of the asterisks and make the problem a standard linear programming; see Algorithm 2 for the details.

We follow Algorithm 2 to obtain a standard linear programming. In Table B.1, the first starred row is  $*s_1$ -row and its largest entry is 1 in  $B_{1-}$ -column. We then calculate the test ratios, the ratio of Value-column to the finite positive coefficient of the pivot column (i.e.  $B_{1-}$ -column), which are  $N_{NT}\tau_{1,NT}$  in  $*s_1$ -row,  $N_{NT}R$  in  $s_5$ -row, and  $N_{NT}\tau_{1,NT}$  in  $s_9$ -row. The smallest values of the test ratio are obtained in  $*s_1$  and  $s_9$ -rows. We decide  $*s_1$ -row as the pivot row because of the asterisk and, as a result, we choose the pivot cell as  $(*s_1, B_{1-})$ . We use the pivot cell to clear the pivot column (i.e.  $B_{1-}$ -column) by adding or subtracting the pivot row (i.e.  $*s_1$ -row) to the other rows having non-zero coefficients in the pivot column (i.e.  $s_4, s_5, s_9$ , and  $P$ -rows). Finally, we replace the label of the pivot row with the label of the pivot column; i.e. the label of the first row becomes  $B_{1-}$ . As a result, we obtain Table B.2.

In Table B.2, the first starred row is  $*s_2$ -row and its largest entry is 1 in  $A_1$ -column. The

---

**Algorithm 2** Linear Programming 1

---

**Require:** Table 1

$r_i$ : the row label of  $i$ th row.  $c_j$ : the label of  $j$ th row.  $a_{ij}$ : the value of  $(i, j)$ th cell.

$v_i$ :  $i$ th value of Value-column

**while** asterisked row exists **do**

$i' \leftarrow$  the smallest row index whose  $r_i$  has an asterisk; i.e.  $i' = \min \{i \mid r_i \text{ has an asterisk}\}$ .

$\bar{j} \leftarrow$  the smallest column index whose  $a_{i'j}$  is non-negative; i.e.  $\bar{j} = \min \{j \mid a_{i'j} \geq 0\}$ .

Calculate test ratio  $t_i$  for finite positive  $a_{i\bar{j}}$  for non- $P$ -rows where

$$t_i = \frac{v_i}{a_{i\bar{j}}}, \quad i \in \{i \mid a_{i\bar{j}} \in (0, \infty), i \text{ does not include } P\text{-row}\}$$

$\bar{i} \leftarrow$  the index of the smallest test ratio; i.e.  $\bar{i} = \arg \min_i t_i$ . If there are multiple minimums, the index of the asterisked row should be chosen as  $\bar{i}$ .

Perform row operation to delete  $a_{i\bar{j}}$ s ( $i \neq \bar{i}$ ); i.e.

$$a_{ij} \leftarrow a_{ij} - \frac{a_{i\bar{j}}}{a_{\bar{i}\bar{j}}} a_{\bar{i}j}, \quad (i \neq \bar{i}, i \text{ includes } P\text{-row}, j \text{ includes Value-column})$$

Replace the row label  $r_{\bar{i}}$  with the column label  $c_{\bar{j}}$ ; i.e.  $r_{\bar{i}} \leftarrow c_{\bar{j}}$ . The new row label  $c_{\bar{j}}$  does not have an asterisk even though  $r_{\bar{i}}$  had an asterisk.

**end while**

---

	$B_{0-}$	$B_{1-}$	$A_0$	$A_1$	$B_{0+}$	$B_{1+}$	$s_1$	$s_2$	$s_3$	$s_4$	$s_5$	$s_6$	$s_7$	$s_8$	$s_9$	$s_{10}$	$s_{11}$	$P$	Value
$B_{1-}$		1		1			-1												$N_{NT}\tau_{1,NT}$
* $s_2$				1		1		-1											$N_{NT}\tau_{1,C}$
* $s_3$			1		1				-1										$N_{NT}\tau_{0,C}$
$s_4$	1			1			-1			1									$N_{NT}\tau_{1,NT}$
$s_5$				-1			1				1								$N_{NT}(R - \tau_{1,NT})$
$s_6$					1	-1						1							
$s_7$						1							1						$N_{NT}R$
$s_8$			1	-1										1					
$s_9$							1								1				
$s_{10}$				1		1										1			$N_{NT}\tau_{1,C}$
$s_{11}$			1		1												1		$N_{NT}\tau_{0,C}$
$P$	1		1				-1											1	$N_{NT}\tau_{1,NT}$

Table B.2: Second sequence of the simplex method.

smallest values of the test ratio are obtained in \* $s_2$  and  $s_{10}$ -rows. We decide \* $s_2$ -row as the pivot row because of the asterisk and, as a result, we choose the pivot cell as (\* $s_2$ ,  $A_1$ ). We use the pivot cell to clear the pivot column (i.e.  $A_1$ -column) by adding or subtracting the pivot row (i.e. \* $s_2$ -row) to the other rows having non-zero coefficients in the pivot column (i.e.  $B_{1-}$   $s_4$ ,  $s_5$ ,  $s_8$ , and  $s_{10}$ -rows). Finally, we replace the label of the pivot row with the label of the pivot column; i.e. the label of the second row becomes  $A_1$ . As a result, we obtain Table B.3.

In Table B.3, the first starred row is \* $s_3$ -row and its largest entry is 1 in  $A_0$ -column. The smallest values of the test ratio are obtained in \* $s_3$  and  $s_{11}$ -rows. We decide \* $s_3$ -row as the pivot



	$B_{0-}$	$B_{1-}$	$A_0$	$A_1$	$B_{0+}$	$B_{1+}$	$s_1$	$s_2$	$s_3$	$s_4$	$s_5$	$s_6$	$s_7$	$s_8$	$s_9$	$s_{10}$	$s_{11}$	$P$	Value
$B_{1-}$		1				-1	-1	1											$N_{NT}(\tau_{1,NT} - \tau_{1,C})$
$A_1$				1		1		-1											$N_{NT}\tau_{1,C}$
$*s_3$			1		1				-1										$N_{NT}\tau_{0,C}$
$s_4$	1					-1	-1	1		1									$N_{NT}(\tau_{1,NT} - \tau_{1,C})$
$s_5$						1	1	-1			1								$N_{NT}(R - \tau_{1,NT} + \tau_{1,C})$
$s_6$					1	-1						1							
$s_7$						1							1						$N_{NT}R$
$s_8$			1			1		-1						1					$N_{NT}\tau_{1,C}$
$s_9$							1								1				
$s_{10}$								1								1			
$s_{11}$			1		1												1		$N_{NT}\tau_{0,C}$
$P$	1		1				-1											1	$N_{NT}\tau_{1,NT}$

Table B.3: Third sequence of the simplex method.

row because of the asterisk and, as a result, we choose the pivot cell as  $(*s_3, A_0)$ . We use the pivot cell to clear the pivot column (i.e.  $A_0$ -column) by adding or subtracting the pivot row (i.e.  $*s_3$ -row) to the other rows having non-zero coefficients in the pivot column (i.e.  $s_8, s_{11}$ , and  $P$ -rows). Finally, we replace the label of the pivot row with the label of the pivot column; i.e. the label of the third row becomes  $A_0$ . As a result, we obtain In Table B.4.

	$B_{0-}$	$B_{1-}$	$A_0$	$A_1$	$B_{0+}$	$B_{1+}$	$s_1$	$s_2$	$s_3$	$s_4$	$s_5$	$s_6$	$s_7$	$s_8$	$s_9$	$s_{10}$	$s_{11}$	$P$	Value
$B_{1-}$		1				-1	-1	1											$N_{NT}(\tau_{1,NT} - \tau_{1,C})$
$A_1$				1		1		-1											$N_{NT}\tau_{1,C}$
$A_0$			1		1				-1										$N_{NT}\tau_{0,C}$
$s_4$	1					-1	-1	1		1									$N_{NT}(\tau_{1,NT} - \tau_{1,C})$
$s_5$						1	1	-1			1								$N_{NT}(R - \tau_{1,NT} + \tau_{1,C})$
$s_6$					1	-1						1							
$s_7$						1							1						$N_{NT}R$
$s_8$					-1	1		-1	1					1					$N_{NT}(\tau_{1,C} - \tau_{0,C})$
$s_9$							1								1				
$s_{10}$								1								1			
$s_{11}$									1								1		
$P$	1				-1		-1		1									1	$N_{NT}(\tau_{1,NT} - \tau_{0,C})$

Table B.4: Fourth sequence of the simplex method.

In Table B.4, there is no more starred rows. This means that Table B.4 is associated with a standard linear programming. We introduce Algorithm 3 to solve a standard linear programming.

We follow Algorithm 3 to obtain the maximum of  $P$ . First, we choose the pivot column as the most left column of which coefficient of  $P$  is negative, which is  $B_{0+}$ -column. The smallest test ratio is obtained in  $s_6$ -row and, as a result, we choose the pivot cell as  $(s_6, B_{0+})$ . We use the pivot cell to clear the pivot column (i.e.  $B_{0+}$ -column) by adding or subtracting the pivot row (i.e.  $s_6$ -row) to

---

**Algorithm 3** Linear Programming 2

---

**Require:** A standard linear programming (e.g., Table B.4)

$r_i$ : the row label of  $i$ th row.  $c_j$ : the label of  $j$ th row.  $a_{ij}$ : the value of  $(i, j)$ th cell.

$p_j$ :  $j$ th value of  $P$ -column.  $v_i$ :  $i$ th value of Value-column

**while** negative  $p_j$  exists **do**

$\bar{j} \leftarrow$  the smallest column index whose  $p_j$  is negative; i.e.  $\bar{j} = \min \{j \mid p_j < 0\}$ .

Calculate test ratio  $t_i$  for finite positive  $a_{i\bar{j}}$  and non- $P$ -rows as follows.

$$t_i = \frac{v_i}{a_{i\bar{j}}} \quad , \quad i \in \{i \mid a_{i\bar{j}} \in (0, \infty), i \text{ does not include } P\text{-row}\}$$

$\bar{i} \leftarrow$  the index of the smallest test ratio; i.e.  $\bar{i} = \arg \min_i t_i$ . If there are multiple minimums, the smallest index is chosen; i.e.  $\bar{i} = \min \{i \mid \arg \min_i t_i\}$ .

Perform row operation to delete  $a_{i\bar{j}}$ s ( $i \neq \bar{i}$ ); i.e.

$$a_{ij} \leftarrow a_{ij} - \frac{a_{i\bar{j}}}{a_{\bar{i}\bar{j}}} a_{\bar{i}j} \quad , \quad (i \neq \bar{i}, i \text{ includes } P\text{-row}, j \text{ includes Value-column})$$

Replace the row label  $r_{\bar{i}}$  with the column label  $c_{\bar{j}}$ ; i.e.  $r_{\bar{i}} \leftarrow c_{\bar{j}}$ .

**end while**

The maximum of  $P$  is obtained as the current value in  $(P, \text{Value})$ -cell.

---

the other rows having non-zero coefficients in the pivot column (i.e.  $A_0$ ,  $s_8$ , and  $P$ -rows). Finally, we replace the label of the pivot row with the label of the pivot column; i.e. the label of the third row becomes  $B_{0+}$ . As a result, we obtain Table B.5.

	$B_{0-}$	$B_{1-}$	$A_0$	$A_1$	$B_{0+}$	$B_{1+}$	$s_1$	$s_2$	$s_3$	$s_4$	$s_5$	$s_6$	$s_7$	$s_8$	$s_9$	$s_{10}$	$s_{11}$	$P$	Value
$B_{1-}$		1				-1	-1	1											$N_{NT}(\tau_{1,NT} - \tau_{1,C})$
$A_1$				1		1		-1											$N_{NT}\tau_{1,C}$
$A_0$			1			1			-1			-1							$N_{NT}\tau_{0,C}$
$s_4$	1					-1	-1	1		1									$N_{NT}(\tau_{1,NT} - \tau_{1,C})$
$s_5$						1	1	-1			1								$N_{NT}(R - \tau_{1,NT} + \tau_{1,C})$
$B_{0+}$					1	-1						1							
$s_7$						1							1						$N_{NT}R$
$s_8$								-1	1			1		1					$N_{NT}(\tau_{1,C} - \tau_{0,C})$
$s_9$							1								1				
$s_{10}$								1								1			
$s_{11}$									1								1		
$P$	1					-1	-1		1			1						1	$N_{NT}(\tau_{1,NT} - \tau_{0,C})$

Table B.5: Fifth sequence of the simplex method.

We choose the next pivot cell as  $(A_0, B_{1+})$  and  $(s_9, s_1)$ . As a consequence, we obtain Table B.6. Note that the all coefficients in  $P$ -row are non-negative. This implies that the maximum of  $P$  is the value in Value-column; i.e.  $N_{NT}\tau_{1,NT}$  is the maximum of  $P$  under  $\tau_{0,C} \leq \tau_{1,C} \leq \tau_{1,NT} \leq R$  case.

We comprehensively consider all possible cases of  $\tau_{0,C}$ ,  $\tau_{1,C}$ ,  $\tau_{1,NT}$ , and  $R$  to obtain the maximum of  $P$ ; Table B.7 summarizes the result.

Similarly, we can study the minimum of  $P$  across possible cases of  $\tau_{1,NT}$ ,  $\tau_{1,C}$ ,  $\tau_{0,C}$ , and  $R$ ;

	$B_{0-}$	$B_{1-}$	$A_0$	$A_1$	$B_{0+}$	$B_{1+}$	$s_1$	$s_2$	$s_3$	$s_4$	$s_5$	$s_6$	$s_7$	$s_8$	$s_9$	$s_{10}$	$s_{11}$	$P$	Value
$B_{1-}$		1	1					1	-1			-1			1				$N_{NT}(\tau_{1,NT} - \tau_{1,C} + \tau_{0,C})$
$A_1$			-1	1				-1	1			1							$N_{NT}(\tau_{1,C} - \tau_{1,C})$
$B_{1+}$			1			1			-1			-1							$N_{NT}\tau_{0,C}$
$s_4$	1		1					1	-1	1		-1			1				$N_{NT}(\tau_{1,NT} - \tau_{1,C} + \tau_{0,C})$
$s_5$			-1					-1	1		1	1			-1				$N_{NT}(R - \tau_{1,NT} + \tau_{1,C} - \tau_{0,C})$
$B_{0+}$					1	-1						1							$N_{NT}\tau_{0,C}$
$s_7$			-1						1			1	1						$N_{NT}(R - \tau_{0,C})$
$s_8$								-1	1			1		1					$N_{NT}(\tau_{1,C} - \tau_{0,C})$
$s_1$							1								1				
$s_{10}$								1								1			
$s_{11}$									1								1		
$P$	1		1												1			1	$N_{NT}\tau_{1,NT}$

Table B.6: Sixth sequence of the simplex method.

Case			Case number	$\max P$
$\tau_{1,C} \leq \tau_{1,NT} \leq R$			Case-U-A	$N_{NT}\tau_{1,NT}$
$\tau_{1,NT} \leq \tau_{1,C} \leq R$			Case-U-B	$N_{NT}\tau_{1,NT}$
$\tau_{1,C} \leq R \leq \tau_{1,NT}$	$\tau_{0,C} \leq \tau_{1,NT} - R \leq \tau_{1,C}$	$\tau_{1,NT} - R \leq \tau_{1,C} - \tau_{0,C}$	Case-U-C	$N_{NT}\tau_{1,NT}$
		$\tau_{1,C} - \tau_{0,C} \leq \tau_{1,NT} - R$	Case-U-D	$N_{NT}(\tau_{1,C} - \tau_{0,C} + R)$
	$\tau_{1,NT} - R \leq \tau_{0,C} \leq \tau_{1,C}$	$\tau_{1,NT} - R \leq \tau_{1,C} - \tau_{0,C}$	Case-U-E	$N_{NT}\tau_{1,NT}$
		$\tau_{1,C} - \tau_{0,C} \leq \tau_{1,NT} - R$	Case-U-F	$N_{NT}(\tau_{1,C} - \tau_{0,C} + R)$
$\tau_{1,NT} \leq R \leq \tau_{1,C}$	$\tau_{0,C} \leq \tau_{1,NT} \leq R \leq \tau_{1,C}$		Case-U-G	$N_{NT}\tau_{1,NT}$
	$\tau_{1,NT} \leq \tau_{0,C} \leq R \leq \tau_{1,C}$		Case-U-H	$N_{NT}\tau_{1,NT}$
	$\tau_{1,NT} \leq R \leq \tau_{0,C} \leq \tau_{1,C}$		Case-U-I	$N_{NT}(\tau_{1,NT} - \tau_{0,C} + R)$
$R \leq \tau_{1,NT} \leq \tau_{1,C}$	$\tau_{0,C} \leq \tau_{1,C} - R$	$\tau_{0,C} \leq R$	Case-U-J	$N_{NT}\tau_{1,NT}$
		$R \leq \tau_{0,C}$	Case-U-K	$N_{NT}(\tau_{1,NT} - \tau_{0,C} + R)$
	$\tau_{1,C} - R \leq \tau_{0,C}$	$\tau_{0,C} \leq R$	Case-U-L	$N_{NT}\tau_{1,NT}$
		$R \leq \tau_{0,C}$	Case-U-M	$N_{NT}(\tau_{1,NT} - \tau_{0,C} + R)$
$R \leq \tau_{1,C} \leq \tau_{1,NT}$	$\tau_{0,C} \leq \tau_{1,C} - R$	$\tau_{1,NT} - R \leq \tau_{1,C} - \tau_{0,C}$	Case-U-N	$N_{NT}\tau_{1,NT}$
		$\tau_{1,C} - \tau_{0,C} \leq \tau_{1,NT} - R$	Case-U-O	$N_{NT}(\tau_{1,C} - \tau_{0,C} + R)$
	$\tau_{1,C} - R \leq \tau_{0,C}$	$\tau_{1,NT} - R \leq \tau_{1,C} - \tau_{0,C}$	Case-U-P	$N_{NT}\tau_{1,NT}$
		$\tau_{1,C} - \tau_{0,C} \leq \tau_{1,NT} - R$	Case-U-Q	$N_{NT}(\tau_{1,C} - \tau_{0,C} + R)$

Table B.7: Summary of the maximizing  $P$  under comprehensive cases of  $\tau_{1,NT}$ ,  $\tau_{1,C}$ ,  $\tau_{0,C}$ , and  $R$ .

Table B.8 summarizes the result.

We can show that  $\max P$  equals to  $N_{NT} \cdot \min \{\tau_{1,NT}, \tau_{1,NT} - \tau_{0,C} + R, \tau_{1,C} - \tau_{0,C} + R\}$  and  $\min P$  equals to  $N_{NT} \cdot \{0, \tau_{1,NT} - \tau_{0,C} - R, \tau_{1,C} - \tau_{0,C} - R\}$ . Table B.9 and B.10 decompose cases according to the realized value of the bounds and match the corresponding case numbers.

Therefore, this gives the following desired result by dividing  $N_{NT}$ .

$$\max \{0, \tau_{1,NT} - \tau_{0,C} - R, \tau_{1,C} - \tau_{0,C} - R\} \leq \tau_{NT} \leq \min \{\tau_{1,NT}, \tau_{1,NT} - \tau_{0,C} + R, \tau_{1,C} - \tau_{0,C} + R\}$$

Case			Number	min $P$
$\tau_{1,NT} \leq \tau_{1,C} \leq R$			Case-L-A	0
$\tau_{1,C} \leq \tau_{1,NT} \leq R$			Case-L-B	0
$\tau_{1,NT} \leq R \leq \tau_{1,C}$	$\tau_{0,C} \leq \tau_{1,NT}$	$\tau_{0,C} \leq \tau_{1,C} - R$	Case-L-C	$N_{NT}(\tau_{1,C} - \tau_{0,C} - R)$
		$\tau_{1,C} - R \leq \tau_{0,C}$	Case-L-D	0
	$\tau_{1,NT} \leq \tau_{0,C}$		Case-L-E	0
	$\tau_{1,C} \leq R \leq \tau_{1,NT}$	$\tau_{0,C} \leq \tau_{1,NT} - R$	Case-L-F	$N_{NT}(\tau_{1,NT} - \tau_{0,C} - R)$
		$\tau_{1,NT} - R \leq \tau_{0,C}$	Case-L-G	0
$R \leq \tau_{1,NT} \leq \tau_{1,C}$	$\tau_{0,C} \leq \tau_{1,C} - R$		Case-L-H	$N_{NT}(\tau_{1,C} - \tau_{0,C} - R)$
	$\tau_{1,C} - R \leq \tau_{0,C}$		Case-L-I	0
$R \leq \tau_{1,C} \leq \tau_{1,NT}$	$\tau_{0,C} \leq \tau_{1,NT} - R$		Case-L-J	$N_{NT}(\tau_{1,NT} - \tau_{0,C} - R)$
	$\tau_{1,NT} - R \leq \tau_{0,C}$		Case-L-K	0

Table B.8: Summary of the minimizing  $P$  under comprehensive cases of  $\tau_{1,NT}$ ,  $\tau_{1,C}$ ,  $\tau_{0,C}$ , and  $R$ .

Case			Upper bound	Corresponding cases
$\tau_{1,C} \leq \tau_{1,NT}$	$\tau_{1,NT} \leq R$		$N_{NT}\tau_{1,NT}$	Case-U-A
	$\tau_{1,C} \leq R \leq \tau_{1,NT}$	$\tau_{1,C} - \tau_{0,C} \leq \tau_{1,NT} - R$	$N_{NT}(\tau_{1,C} - \tau_{0,C} + R)$	Case-U-{D,F}
		$\tau_{1,NT} - R \leq \tau_{1,C} - \tau_{0,C}$	$N_{NT}\tau_{1,NT}$	Case-U-{C,E}
	$R \leq \tau_{1,C}$	$\tau_{1,C} - \tau_{0,C} \leq \tau_{1,NT} - R$	$N_{NT}(\tau_{1,C} - \tau_{0,C} + R)$	Case-U-{O,Q}
		$\tau_{1,NT} - R \leq \tau_{1,C} - \tau_{0,C}$	$N_{NT}\tau_{1,NT}$	Case-U-{N,P}
$\tau_{1,NT} \leq \tau_{1,C}$	$\tau_{1,C} \leq R$		$N_{NT}\tau_{1,NT}$	Case-U-B
	$\tau_{1,NT} \leq R \leq \tau_{1,C}$	$R \leq \tau_{0,C}$	$N_{NT}(\tau_{1,NT} - \tau_{0,C} + R)$	Case-U-I
		$\tau_{0,C} \leq R$	$N_{NT}\tau_{1,NT}$	Case-U-{G,H}
	$R \leq \tau_{1,NT}$	$R \leq \tau_{0,C}$	$N_{NT}(\tau_{1,NT} - \tau_{0,C} + R)$	Case-U-{K,M}
		$\tau_{0,C} \leq R$	$N_{NT}\tau_{1,NT}$	Case-U-{J,L}

Table B.9: Verification of the maximum of  $P$  and the upper bound formula by studying comprehensive cases.

Case			Lower bound	Corresponding cases
$\tau_{1,C} \leq \tau_{1,NT}$	$\tau_{1,NT} \leq R$		0	Case-L-B
	$\tau_{1,C} \leq R \leq \tau_{1,NT}$	$\tau_{0,C} + R \leq \tau_{1,NT}$	$N_{NT}(\tau_{1,NT} - \tau_{0,C} + R)$	Case-L-F
		$\tau_{1,NT} \leq \tau_{0,C} + R$	0	Case-L-G
	$R \leq \tau_{1,C}$	$\tau_{0,C} + R \leq \tau_{1,NT}$	$N_{NT}(\tau_{1,NT} - \tau_{0,C} + R)$	Case-L-J
		$\tau_{1,NT} \leq \tau_{0,C} + R$	0	Case-L-K
$\tau_{1,NT} \leq \tau_{1,C}$	$\tau_{1,C} \leq R$		0	Case-L-A
	$\tau_{1,NT} \leq R \leq \tau_{1,C}$	$\tau_{0,C} + R \leq \tau_{1,C}$	$N_{NT}(\tau_{1,C} - \tau_{0,C} - R)$	Case-L-C
		$\tau_{1,C} \leq \tau_{0,C} + R$	0	Case-L-D
	$R \leq \tau_{1,NT}$	$\tau_{0,C} + R \leq \tau_{1,C}$	$N_{NT}(\tau_{1,C} - \tau_{0,C} - R)$	Case-L-H
		$\tau_{1,C} \leq \tau_{0,C} + R$	0	Case-L-I

Table B.10: Verification of the minimum of  $P$  and the lower bound formula by studying comprehensive cases.

The bound cannot be sharpened without assuming additional conditions on  $\tau_{1,NT}$ ,  $\tau_{1,C}$ ,  $\tau_{0,C}$ , and  $R$  because every candidate of the bound can be realized according to the cases in Table B.7 and

B.8.

#### B.4 Proof of Lemma A.5

We define a set  $\mathcal{S}(\eta^*, r) = \{\eta \mid \|\eta - \eta^*\| \geq r\}$  ( $r \geq 0$ ), which is compact. Therefore, there exists  $\eta(r) \in \mathcal{S}(\eta^*, r)$  such that

$$m_J(r) = \inf_{\eta \in \mathcal{S}(\eta^*, r)} \Phi(\eta) = \min_{\eta \in \mathcal{S}(\eta^*, r)} \Phi(\eta) = \Phi(\eta(r))$$

where  $\Phi(\eta) = \|\Psi_J(\eta)\|^2$ ; i.e.

$$\Phi(\eta) = \frac{1}{J^2} \left[ \underbrace{\left\| \sum_{j=1}^J \sum_{i=1}^{n_j} \nabla_{\theta} L(\text{NT}_{ji}, f_{\theta}(\mathbf{X}_{ji})) \right\|}_{\Phi_1(\theta)}^2 + \underbrace{\left[ \sum_{j=1}^J \sum_{i=1}^{n_j} \left\{ \text{NT}_{ji} - \mathcal{I}_{c,h}(\tilde{f}_{\theta}(\mathbf{X}_{ji}) - q) \right\} \right]^2}_{\Phi_2(\theta, q)} \right]$$

Note that  $m_J(0) = 0$  where the minimum is achieved at  $\eta^*$  because  $\mathcal{S}(\eta^*, 0) = \mathcal{E}$ .

The derivative of  $\Phi(\eta)$  with respect to  $\eta$  is

$$\frac{\partial}{\partial \eta} \Phi(\eta) = \frac{2}{J^2} \begin{bmatrix} \left[ \sum_{j=1}^J \sum_{i=1}^{n_j} \nabla_{\theta}^2 L(\text{NT}_{ji}, f_{\theta}(\mathbf{X}_{ji})) \right] \Phi_1(\theta) - \left[ \sum_{j=1}^J \sum_{i=1}^{n_j} \mathcal{I}'_{c,h}(\tilde{f}_{\theta}(\mathbf{X}_{ji}) - q) \{ \nabla_{\theta} f_{\theta}(\mathbf{X}_{ji}) \} \right] \Phi_2(\theta, q) \\ \left[ \sum_{j=1}^J \sum_{i=1}^{n_j} \mathcal{I}'_{c,h}(\tilde{f}_{\theta}(\mathbf{X}_{ji}) - q) \right] \Phi_2(\theta, q) \end{bmatrix}$$

where  $\nabla_{\theta}^2 L$  is the Hessian of  $L$  with respect to  $\theta$  and  $\mathcal{I}'_{c,h}$  is the derivative of  $\mathcal{I}_{c,h}$  which is given by

$$\mathcal{I}'_{c,h}(t) = \begin{cases} \frac{1-2c}{2h} \exp \left\{ -\frac{1-2c}{2ch}(t-h) \right\} & \text{if } h \leq t \\ \frac{1-2c}{2h} & \text{if } -h \leq t \leq h \\ \frac{1-2c}{2h} \exp \left\{ \frac{1-2c}{2ch}(t+h) \right\} & \text{if } t \leq -h \end{cases} \quad (21)$$

Note that  $\Phi(\eta)$  is continuously differentiable for all  $\eta$  in  $\mathcal{E}^{\circ}$ , the interior of  $\mathcal{E}$ . Combining the compactness of  $\mathcal{S}(\eta^*, r_0)$  for any  $r_0 \geq 0$  and the continuity of  $\Phi(\eta)$ , we obtain the continuity of

$m_J(r)$ .

$$\lim_{r \rightarrow r_0} m_J(r) = \min_{\eta \in \mathcal{S}(\eta^*, r_0)} \Phi(\eta) = m_J(r_0)$$

Taking  $r_0 = 0$  gives  $\lim_{r \rightarrow 0} m_J(r) = 0$ . Therefore, we can take  $\mathcal{S}(\eta^*, r)$  so that  $m_J(r)$  is arbitrarily close to zero.

Next we study stationary points of  $\Phi(\eta)$ . Since  $\mathcal{I}'_{c,h}(t)$  is positive for all  $t$ ,  $\partial\Phi(\eta)/\partial\eta = 0$  implies that  $\Phi_2(\theta, q)$  is zero from the identity of the second component. Moreover,  $\Phi_1(\theta)$  is also zero because  $\sum_{j=1}^J \sum_{i=1}^{n_j} \nabla_{\theta}^2 L(\text{NT}_{ji}, f_{\theta}(\mathbf{X}_{ji}))$  is invertible from (GC3). This implies that the unique stationary point is  $\eta^*$  because  $\eta^*$  is the unique solution to  $\Phi_1(\theta) = 0$  and  $\Phi_2(\theta, q) = 0$ .

We fix a sufficiently small constant  $\epsilon > 0$  so that  $\{\eta \mid \|\eta - \eta^*\| < \epsilon\} \subset \mathcal{E}$ . There is no local minimum of  $\Phi(\eta)$  in  $\mathcal{S}^{\circ}(\eta^*, \epsilon)$ , the interior of  $\mathcal{S}(\eta^*, \epsilon)$ , because every points in  $\mathcal{S}^{\circ}(\eta^*, \epsilon)$  is a non-stationary point. This implies that the local minimum of  $\Phi(\eta)$  must be in the boundary of  $\mathcal{S}(\eta^*, \epsilon)$ , which is equivalent to  $\{\eta \mid \|\eta - \eta^*\| = \epsilon\} \cup \partial\mathcal{E}$  where  $\partial\mathcal{E}$  is the boundary of  $\mathcal{E}$ . Note that  $\min_{\eta \in \partial\mathcal{E}} \Phi(\eta) > 0$  due to the uniqueness of  $\eta^*$ . From the continuity of  $m_J(r)$ , we have  $m_J(r) \rightarrow 0$  as  $r \rightarrow 0$ . Therefore, we may take sufficiently small  $\epsilon$  to have the minimum in the set  $\{\eta \mid \|\eta - \eta^*\| = \epsilon\}$ ; i.e.

$$m_J(\epsilon) = \min_{\eta \in \mathcal{S}(\eta^*, \epsilon)} \Phi(\eta) = \min \left\{ \min_{\eta: \|\eta - \eta^*\| = \epsilon} \Phi(\eta), \min_{\eta \in \partial\mathcal{E}} \Phi(\eta) \right\} = \min_{\eta: \|\eta - \eta^*\| = \epsilon} \Phi(\eta)$$

By (GC6), we find  $m_J(\epsilon) \geq B(J, \epsilon)^2$  where  $B(J, \epsilon) = \Theta(J^{-r}(\log J)^{-v_3})$ . Therefore, the event  $\{\|\eta - \eta^*\| > \epsilon\}$  is contained in the event  $\{\|\Psi_J(\hat{\eta})\| \geq B(J, \epsilon)\}$  and, as a result,

$$P\left\{\|\hat{\eta} - \eta^*\| > \epsilon \mid \tilde{\mathcal{F}}_J, \mathcal{Z}_J\right\} \leq P\left\{\|\Psi_J(\hat{\eta})\| \geq B(J, \epsilon) \mid \tilde{\mathcal{F}}_J, \mathcal{Z}_J\right\} \quad (22)$$

Thus, it suffices to show the right-hand side of (22) converges to zero as  $J \rightarrow \infty$ . Suppose the following condition holds for any fixed constant  $\xi > 0$ .

$$\lim_{J \rightarrow \infty} P\left\{\sup_{\eta \in \mathcal{E}^{\circ}} \{J^r(\log J)^{v_3}\} \|\Psi_J(\eta) - \hat{\Psi}_J(\eta)\| > \xi + o(1) \mid \tilde{\mathcal{F}}_J, \mathcal{Z}_J\right\} = 0 \quad (23)$$

Then, we have the following result as  $J \rightarrow \infty$ .

$$\begin{aligned}
P\left\{\|\Psi_J(\hat{\eta})\| \geq B(J, \epsilon) \mid \tilde{\mathcal{F}}_J, \mathcal{Z}_J\right\} &\leq P\left\{\left\{J^r(\log J)^{v_3}\right\}\|\Psi_J(\hat{\eta}) - \hat{\Psi}_J(\hat{\eta})\| \geq B_L + o(1) \mid \tilde{\mathcal{F}}_J, \mathcal{Z}_J\right\} \\
&\leq P\left\{\sup_{\eta \in \mathcal{E}} \left\{J^r(\log J)^{v_3}\right\}\|\Psi_J(\eta) - \hat{\Psi}_J(\eta)\| > B_L + o(1) \mid \tilde{\mathcal{F}}_J, \mathcal{Z}_J\right\} \\
&= P\left\{\sup_{\eta \in \mathcal{E}^\circ} \left\{J^r(\log J)^{v_3}\right\}\|\Psi_J(\eta) - \hat{\Psi}_J(\eta)\| > B_L + o(1) \mid \tilde{\mathcal{F}}_J, \mathcal{Z}_J\right\} \\
&\rightarrow 0
\end{aligned}$$

where  $B_L > 0$  is the limit inferior of  $\{J^r(\log J)^{v_3}\}B(J, \epsilon)$ . The equality in the first line is from the definition of  $\hat{\eta}$ , i.e.  $\hat{\Psi}_J(\hat{\eta}) = 0$ . The inequality in the second line is trivial. The equality in the third line is from the continuity of  $\|\Psi_J(\eta) - \hat{\Psi}_J(\eta)\|$  and the compactness of  $\mathcal{E}$ . The convergence to zero in the third line is from (23). Therefore, in conjunction with (22), we have the results of the theorem.

$$P\left\{\|\hat{\eta} - \eta^*\| > \epsilon \mid \tilde{\mathcal{F}}_J, \mathcal{Z}_J\right\} \rightarrow 0 \text{ as } J \rightarrow \infty$$

To conclude the proof, we show that (23) holds. Let  $\delta$  be a fixed constant satisfying  $1/2 < \delta < 1 - 2r < 1$ . Since  $\mathcal{E}$  is compact, we can partition  $\mathcal{E}$  into  $\lceil J^\delta \rceil$  subsets such that

$$\mathcal{E} = \bigcup_{k=1}^{\lceil J^\delta \rceil} \mathcal{E}_k$$

where  $\mathcal{E}_k$  satisfies that  $\|\eta_k - \eta'_k\| \leq \|\bar{\eta}_J\|$  for all  $\eta_k, \eta'_k \in \mathcal{E}_k$ . For any  $\eta_k \in \mathcal{E}_k$  ( $k = 1, \dots, \lceil J^\delta \rceil$ ), we have

$$\sup_{\eta \in \mathcal{E}^\circ} \left\{J^r(\log J)^{v_3}\right\}\|\Psi_J(\eta) - \hat{\Psi}_J(\eta)\| \tag{24}$$

$$\leq \max_k \left\{J^r(\log J)^{v_3}\right\}\|\Psi_J(\eta_k) - \hat{\Psi}_J(\eta_k)\| + \max_k \sup_{\eta \in \mathcal{E}_k^\circ} \left\{J^r(\log J)^{v_3}\right\}\|\{\Psi_J(\eta) - \hat{\Psi}_J(\eta)\} - \{\Psi_J(\eta_k) - \hat{\Psi}_J(\eta_k)\}\|$$

We study the first term of the right-hand side of (24). From (GC4), the variance of  $\hat{\Psi}_J(\eta_k) -$

$\Psi_J(\eta_k)$  given a population  $\tilde{\mathcal{F}}_J$  is represented by

$$\begin{aligned}\text{Var}\{\Psi_J(\eta_k) - \widehat{\Psi}_J(\eta_k) \mid \tilde{\mathcal{F}}_J, \mathcal{Z}_J\} &= \frac{(J-m)}{mJ(J-1)} \sum_{j=1}^J \{\psi_j(\eta_k) - \Psi_J(\eta_k)\} \{\psi_j(\eta_k) - \Psi_J(\eta_k)\}^\top \\ &= O(J^{-1}(\log J)^{2v_1})\end{aligned}$$

Therefore, we have the following result by the Chebyshev's inequality.

$$\begin{aligned}&P\left\{\max_k \{J^r(\log J)^{v_3}\} \|\Psi_J(\eta_k) - \widehat{\Psi}_J(\eta_k)\| > \xi + o(1) \mid \tilde{\mathcal{F}}_J, \mathcal{Z}\right\} \\ &\leq \frac{J^{2r}(\log J)^{2v_3}}{\{\xi + o(1)\}^2} \sum_{k=1}^{\lceil J^\delta \rceil} \text{Var}\{\Psi_J(\eta_k) - \widehat{\Psi}_J(\eta_k) \mid \mathcal{F}_J, \mathcal{Z}_J\} \\ &= O(J^{\delta+2r-1}(\log J)^{2v_1+2v_3}) \\ &= o(1)\end{aligned}$$

The last asymptotic representation is from  $\delta + 2r - 1 < 0$ . This concludes that the first term of the right-hand side of (24) is  $o_P(1)$ .

Next we study the second term of the right hand side of (24). From (GC1), we get  $1 - Z_j \cdot J/m \in [1 - c^{-1}, 1]$  for all  $j$ . Thus, we have

$$\begin{aligned}&\max_k \sup_{\eta \in \mathcal{E}_k^\circ} \{J^r(\log J)^{v_3}\} \|\{\Psi_J(\eta) - \widehat{\Psi}_J(\eta)\} - \{\Psi_J(\eta_k) - \widehat{\Psi}_J(\eta_k)\}\| \\ &= \max_k \sup_{\eta \in \mathcal{E}_k^\circ} \{J^r(\log J)^{v_3}\} \left\| \frac{1}{J} \sum_{j=1}^J \left(1 - \frac{Z_j J}{m}\right) \{\psi_j(\eta) - \psi_j(\eta_k)\} \right\| \\ &= \left|1 - Z_j \frac{J}{m}\right| \cdot \max_k \sup_{\eta \in \mathcal{E}_k^\circ} \frac{J^r(\log J)^{v_3}}{J} \sum_{j=1}^J \|\psi_j(\eta) - \psi_j(\eta_k)\| \\ &\leq \max(c^{-1} - 1, 1) \cdot \sup_{\eta \in \mathcal{E}^\circ} \frac{J^r(\log J)^{v_3}}{J} \sum_{j=1}^J \|\psi_j(\eta) - \psi_j(\eta_k)\| \\ &\leq \max(c^{-1} - 1, 1) \cdot O(J^{r-1/2}(\log J)^{v_2+v_3})\end{aligned}$$

The first equality is from the definition of  $\widehat{\Psi}_J$  and  $\Psi_J$ . The second equality is trivial. The inequality in the fourth line is from the boundedness of  $1 - Z_j \cdot J/m$  and the relationship between  $\mathcal{E}^\circ$  and  $\mathcal{E}_k^\circ$ . The last inequality is from (GC5) because we have  $\|\eta - \eta_k\| \leq \|\bar{\eta}_J\| = O(J^{-1/2})$  for any  $\eta \in \mathcal{E}_k^\circ$ .



from the construction of  $\mathcal{E}_k$ . This concludes that the second term of the right-hand side of (24) is  $o(1)$ .

Therefore, we obtain (23) is  $o_P(1)$ .

$$\begin{aligned}
& \sup_{\eta \in \mathcal{E}^\circ} \{J^r(\log J)^{v_3}\} \|\Psi_J(\eta) - \widehat{\Psi}_J(\eta)\| \\
& \leq \max_k \{J^r(\log J)^{v_3}\} \|\Psi_J(\eta_k) - \widehat{\Psi}_J(\eta_k)\| + \max_k \sup_{\eta \in \mathcal{E}_k^\circ} \{J^r(\log J)^{v_3}\} \|\{\Psi_J(\eta) - \widehat{\Psi}_J(\eta)\} - \{\Psi_J(\eta_k) - \widehat{\Psi}_J(\eta_k)\}\| \\
& = o_P(1)
\end{aligned}$$

This concludes the proof.

## B.5 Proof of Theorem 4.2

*Proof.* We establish the consistency of the numerators and denominators of four estimators. We can classify these quantities into two group as follows:

(a) Quantities that are not involved with  $(\widehat{\theta}, \widehat{q})$ :

$$\begin{aligned}
\text{Numerator of } \widehat{\tau}_{1,\text{NT}} &= \sum_{j=1}^J \sum_{i=1}^{n_j} Z_j Y_{ji} \text{NT}_{ji} = \sum_{j=1}^J \sum_{i=1}^{n_j} Z_j Y_{ji}^{(1)} \text{NT}_{ji} \\
\text{Denominator of } \widehat{\tau}_{1,\text{NT}}, \widehat{\tau}_{1,C}, \widehat{R} = N_{1,\text{NT}} &= \sum_{j=1}^J \sum_{i=1}^{n_j} Z_j \text{NT}_{ji}
\end{aligned}$$

(b) Quantities that are involved with  $(\widehat{\theta}, \widehat{q})$ :

$$\begin{aligned}
\text{Numerator of } \widehat{\tau}_{1,C} &= \sum_{j=1}^J \sum_{i=1}^{n_j} Z_j Y_{ji} \mathbb{1}\{\tilde{f}_{\widehat{\theta}}(\mathbf{X}_{ji}) \geq \widehat{q}\} = \sum_{j=1}^J \sum_{i=1}^{n_j} Z_j Y_{ji}^{(1)} \mathbb{1}\{\tilde{f}_{\widehat{\theta}}(\mathbf{X}_{ji}) \geq \widehat{q}\} \\
\text{Numerator of } \widehat{\tau}_{0,C} &= \sum_{j=1}^J \sum_{i=1}^{n_j} (1 - Z_j) Y_{ji} \mathbb{1}\{\tilde{f}_{\widehat{\theta}}(\mathbf{X}_{ji}) \geq \widehat{q}\} = \sum_{j=1}^J \sum_{i=1}^{n_j} (1 - Z_j) Y_{ji}^{(0)} \mathbb{1}\{\tilde{f}_{\widehat{\theta}}(\mathbf{X}_{ji}) \geq \widehat{q}\} \\
\text{Denominator of } \widehat{\tau}_{0,C} = N_{0,\text{NT}} &= \sum_{j=1}^J \sum_{i=1}^{n_j} (1 - Z_j) \mathbb{1}\{\tilde{f}_{\widehat{\theta}}(\mathbf{X}_{ji}) \geq \widehat{q}\} \\
\text{Numerator of } \widehat{R} &= \sum_{j=1}^J \sum_{i=1}^{n_j} Z_j \mathbb{1}\{\tilde{f}_{\widehat{\theta}}(\mathbf{X}_{ji}) \geq \widehat{q}\} (1 - \text{NT}_{ji})
\end{aligned}$$

We first consider (a) quantities that are not involved with  $(\hat{\theta}, \hat{q})$ . Let  $\mathbf{W} = (\mathcal{W}_1, \dots, \mathcal{W}_J)^\top$  where we take  $\mathcal{W}_j = \sum_{i=1}^{n_j} Y_{ji}^{(1)} \text{NT}_{ji}$  and  $\mathbf{Z} = (Z_1, \dots, Z_J)^\top$ . Then, we have

$$\frac{J}{Nm} \sum_{j=1}^J \sum_{i=1}^{n_j} Z_j Y_{ji}^{(1)} \text{NT}_{ji} = \frac{J}{Nm} \sum_{j=1}^J \left( \sum_{i=1}^{n_j} Y_{ji}^{(1)} \text{NT}_{ji} \right) Z_j = \frac{J}{Nm} \mathbf{W}^\top \mathbf{Z}$$

From Lemma A.1, the expectation and the variance of the above quantity are given by

$$\begin{aligned} \mathbb{E} \left( \frac{J}{Nm} \mathbf{W}^\top \mathbf{Z} \mid \tilde{\mathcal{F}}_J, \mathcal{Z}_J \right) &= \frac{J}{Nm} \mathbf{W}^\top \frac{m}{J} \mathbf{1} = \frac{1}{N} \mathbf{W}^\top \mathbf{1} = \frac{1}{N} \sum_{j=1}^J \sum_{i=1}^{n_j} Y_{ji}^{(1)} \text{NT}_{ji} \\ \text{Var} \left( \frac{J}{Nm} \mathbf{W}^\top \mathbf{Z} \mid \tilde{\mathcal{F}}_J, \mathcal{Z}_J \right) &= \frac{J^2}{N^2 m^2} \mathbf{W}^\top \frac{m(J-m)}{J(J-1)} \Pi_J \mathbf{W} = \frac{J(J-m)}{N^2(J-1)m} \sum_{j=1}^J (\mathcal{W}_j - \bar{\mathcal{W}})^2 \end{aligned}$$

where  $\bar{\mathcal{W}} = \sum_{j=1}^J \mathcal{W}_j / J$ . Since  $\mathcal{W}_j$  is upper bounded by  $M$  and  $N$  is greater than  $J$ , we get

$$\text{Var} \left( \frac{J}{Nm} \mathbf{W}^\top \mathbf{Z} \mid \tilde{\mathcal{F}}_J, \mathcal{Z}_J \right) \leq \frac{J(J-m)}{J^2(J-1)m} J M^2 = \frac{(J-m)M^2}{(J-1)m} = o(1)$$

Therefore, we obtain the following result as for any  $\epsilon > 0$  by the Chebyshev's inequality.

$$\lim_{J \rightarrow \infty} P \left\{ \left| \frac{J}{Nm} \sum_{j=1}^J \sum_{i=1}^{n_j} Z_j Y_{ji}^{(1)} \text{NT}_{ji} - \frac{1}{N} \sum_{j=1}^J \sum_{i=1}^{n_j} Y_{ji}^{(1)} \text{NT}_{ji} \right| > \epsilon \mid \tilde{\mathcal{F}}_J, \mathcal{Z}_J \right\} = 0 \quad (25)$$

We can obtain the result about  $\sum_{j=1}^J \sum_{i=1}^{n_j} Z_j \text{NT}_{ji}$  by taking  $\mathcal{W}_j = \sum_{i=1}^{n_j} \text{NT}_{ji}$  in a similar manner.

$$\lim_{J \rightarrow \infty} P \left\{ \left| \frac{J}{Nm} \sum_{j=1}^J \sum_{i=1}^{n_j} Z_j \text{NT}_{ji} - \frac{1}{N} \sum_{j=1}^J \sum_{i=1}^{n_j} \text{NT}_{ji} \right| > \epsilon \mid \tilde{\mathcal{F}}_J, \mathcal{Z}_J \right\} = 0 \quad (26)$$

Next we consider (b) quantities that are involved with  $(\hat{\theta}, \hat{q})$ . We decompose the numerators of  $\hat{\tau}_{1,C}$  as follows.

$$\begin{aligned} & \sum_{j=1}^J \sum_{i=1}^{n_j} Z_j Y_{ji}^{(1)} \mathbb{1} \{ \tilde{f}_{\hat{\theta}}(\mathbf{X}_{ji}) \geq \hat{q} \} \\ &= \frac{J}{Nm} \sum_{j=1}^J \sum_{i=1}^{n_j} Z_j Y_{ji}^{(1)} \left[ \mathbb{1} \{ \tilde{f}_{\hat{\theta}}(\mathbf{X}_{ji}) \geq \hat{q} \} - \mathbb{1} \{ \tilde{f}_{\theta^*}(\mathbf{X}_{ji}) \geq q^* \} \right] + \frac{J}{Nm} \sum_{j=1}^J \sum_{i=1}^{n_j} Z_j Y_{ji}^{(1)} \mathbb{1} \{ \tilde{f}_{\theta^*}(\mathbf{X}_{ji}) \geq q^* \} \end{aligned} \quad (27)$$

We study each term in the right-hand side of (27). The first term of (27) is bounded as follows.

$$\begin{aligned}
& \left| \frac{J}{Nm} \sum_{j=1}^J \sum_{i=1}^{n_j} Z_j Y_{ji}^{(1)} \left[ \mathbb{1}\{\tilde{f}_{\hat{\theta}}(\mathbf{X}_{ji}) \geq \hat{q}\} - \mathbb{1}\{\tilde{f}_{\theta^*}(\mathbf{X}_{ji}) \geq q^*\} \right] \right| \\
& \leq \frac{J}{Nm} \sum_{j=1}^J \sum_{i=1}^{n_j} \left| Z_j Y_{ji}^{(1)} \left[ \mathbb{1}\{\tilde{f}_{\hat{\theta}}(\mathbf{X}_{ji}) \geq \hat{q}\} - \mathbb{1}\{\tilde{f}_{\theta^*}(\mathbf{X}_{ji}) \geq q^*\} \right] \right| \\
& \leq \frac{J}{Nm} \sum_{j=1}^J \sum_{i=1}^{n_j} \left| \mathbb{1}\{\tilde{f}_{\hat{\theta}}(\mathbf{X}_{ji}) \geq \hat{q}\} - \mathbb{1}\{\tilde{f}_{\theta^*}(\mathbf{X}_{ji}) \geq q^*\} \right| \tag{28}
\end{aligned}$$

For a fixed constant  $0 < r < 1/4$ , we decompose the summand of (28) as follows.

$$\begin{aligned}
& \left| \mathbb{1}\{\tilde{f}_{\hat{\theta}}(\mathbf{X}_{ji}) \geq \hat{q}\} - \mathbb{1}\{\tilde{f}_{\theta^*}(\mathbf{X}_{ji}) \geq q^*\} \right| \\
& = \left| \mathbb{1}\{\tilde{f}_{\theta^*}(\mathbf{X}_{ji}) - q^* \geq 0\} - \mathbb{1}\{\tilde{f}_{\hat{\theta}}(\mathbf{X}_{ji}) - \hat{q} \geq 0\} \right| \\
& \leq \mathbb{1}\left[ \left| \tilde{f}_{\theta^*}(\mathbf{X}_{ji}) - q^* \right| \leq \left| \{\tilde{f}_{\theta^*}(\mathbf{X}_{ji}) - q^*\} - \{\tilde{f}_{\hat{\theta}}(\mathbf{X}_{ji}) - \hat{q}\} \right| \right] \\
& = \mathbb{1}\left[ \left| \tilde{f}_{\theta^*}(\mathbf{X}_{ji}) - q^* \right| \leq \left| \{f_{\theta^*}(\mathbf{X}_{ji}) - q^*\} - \{f_{\hat{\theta}}(\mathbf{X}_{ji}) - \hat{q}\} \right| \right] \\
& = \mathbb{1}\left[ \left| \tilde{f}_{\theta^*}(\mathbf{X}_{ji}) - q^* \right| \leq \left| \{f_{\theta^*}(\mathbf{X}_{ji}) - q^*\} - \{f_{\hat{\theta}}(\mathbf{X}_{ji}) - \hat{q}\} \right| \right] \\
& \quad \times \mathbb{1}\left[ \left| \{f_{\theta^*}(\mathbf{X}_{ji}) - q^*\} - \{f_{\hat{\theta}}(\mathbf{X}_{ji}) - \hat{q}\} \right| \leq J^{-r/2} \right] \\
& \quad + \mathbb{1}\left[ \left| \tilde{f}_{\theta^*}(\mathbf{X}_{ji}) - q^* \right| \leq \left| \{f_{\theta^*}(\mathbf{X}_{ji}) - q^*\} - \{f_{\hat{\theta}}(\mathbf{X}_{ji}) - \hat{q}\} \right| \right] \\
& \quad \times \mathbb{1}\left[ \left| \{f_{\theta^*}(\mathbf{X}_{ji}) - q^*\} - \{f_{\hat{\theta}}(\mathbf{X}_{ji}) - \hat{q}\} \right| > J^{-r/2} \right] \\
& \leq \mathbb{1}\left[ \left| \tilde{f}_{\theta^*}(\mathbf{X}_{ji}) - q^* \right| \leq J^{-r/2} \right] + \mathbb{1}\left[ \left| \{f_{\theta^*}(\mathbf{X}_{ji}) - q^*\} - \{f_{\hat{\theta}}(\mathbf{X}_{ji}) - \hat{q}\} \right| > J^{-r/2} \right] \\
& \leq \mathbb{1}\left[ \left| \tilde{f}_{\theta^*}(\mathbf{X}_{ji}) - q^* \right| \leq J^{-r/2} \right] + \mathbb{1}\left[ (K \log J + 1) \|\hat{\eta} - \eta^*\| > J^{-r/2} \right]. \tag{29}
\end{aligned}$$

The equality in the second line is straightforward. The inequality in the third line is from Lemma 1 of Kennedy et al. (2020); for any  $a$  and  $b$  in  $\mathbb{R}$ , we have  $|\mathbb{1}(a \geq 0) - \mathbb{1}(b \geq 0)| \leq \mathbb{1}\{|a| \leq |a - b|\}$ . The equality in the fourth line is from  $\tilde{f}_{\theta}(\mathbf{X}_{ji}) = f_{\theta}(\mathbf{X}_{ji}) + e_{ji}$ . The equality in the fifth line is from  $\mathbb{1}(E) = \mathbb{1}(E)\mathbb{1}(F) + \mathbb{1}(E)\mathbb{1}(F^c)$  for two events  $E$  and  $F$ . The inequality in seventh line is from  $\mathbb{1}(E) \leq \mathbb{1}(F)$  if  $E \subset F$  and  $\mathbb{1}(E) \leq 1$  for all  $E$ . The last inequality is from (GC4).

$$\left| \{f_{\theta^*}(\mathbf{X}_{ji}) - q^*\} - \{f_{\hat{\theta}}(\mathbf{X}_{ji}) - \hat{q}\} \right| \leq (K \log J) \|\hat{\theta} - \theta^*\| + \|\hat{q} - q^*\| \leq (K \log J + 1) \|\hat{\eta} - \eta^*\|$$

where  $K$  is a generic constant. Combining (28) and (29), we obtain an upper bound of (28) as follows.

$$\begin{aligned} & \frac{J}{Nm} \sum_{j=1}^J \sum_{i=1}^{n_j} \left| \mathbb{1}\{\tilde{f}_{\hat{\theta}}(\mathbf{X}_{ji}) \geq \hat{q}\} - \mathbb{1}\{\tilde{f}_{\theta^*}(\mathbf{X}_{ji}) \geq q^*\} \right| \\ & \leq \frac{J}{Nm} \sum_{j=1}^J \sum_{i=1}^{n_j} \mathbb{1}\left[|\tilde{f}_{\theta^*}(\mathbf{X}_{ji}) - q^*| \leq J^{-r/2}\right] + \frac{J}{Nm} \sum_{j=1}^J \sum_{i=1}^{n_j} \mathbb{1}\left[(K \log J + 1)\|\hat{\eta} - \eta^*\| > J^{-r/2}\right] \quad (30) \end{aligned}$$

The first term in (30) is  $o(1)$ :

$$\begin{aligned} \frac{J}{Nm} \sum_{j=1}^J \sum_{i=1}^{n_j} \mathbb{1}\left[|\tilde{f}_{\theta^*}(\mathbf{X}_{ji}) - q^*| \leq J^{-r/2}\right] &= \frac{J}{N} \frac{J}{m} \frac{1}{J} \sum_{j=1}^J \sum_{i=1}^{n_j} \mathbb{1}\left[|\tilde{f}_{\theta^*}(\mathbf{X}_{ji}) - q^*| \leq J^{-r/2}\right] \\ &= O(1)O(J^{-r/2}) \\ &= O(J^{-r/2}) \end{aligned}$$

Note that the asymptotic representation is from condition (GC7).

To study the second term in (30), we first study the expectation of  $\mathbb{1}\left[(K \log J + 1)\|\hat{\eta} - \eta^*\| > J^{-r/2}\right]$ , which is denoted by  $\mu$ .

$$\begin{aligned} \mu &= \mathbb{E}\left[\mathbb{1}\left[(K \log J + 1)\|\hat{\eta} - \eta^*\| > J^{-r/2}\right] \mid \tilde{\mathcal{F}}_J, \mathcal{Z}_J\right] \\ &= P\left[(K \log J + 1)\|\hat{\eta} - \eta^*\| > J^{-r/2} \mid \tilde{\mathcal{F}}_J, \mathcal{Z}_J\right] \\ &\leq P\left[\|\hat{\eta} - \eta^*\| > \epsilon' J^{-r} \mid \tilde{\mathcal{F}}_J, \mathcal{Z}_J\right] \\ &= o(1) \end{aligned}$$

where  $\epsilon' > 0$  in the third line is defined by

$$\epsilon' = \inf_{J=1,2,\dots} \frac{J^{r/2}}{K \log J + 1}$$

Therefore, the inequality in the third line is straightforward from the definition of  $\epsilon'$ . The asymptotic result in the last line is from Lemma A.5. Moreover, the variance of  $\mathbb{1}\left[(K \log J + 1)\|\hat{\eta} - \eta^*\| > J^{-r/2}\right]$

is bounded above by 2. Thus, by the law of large number, the second term in (30) is  $o_P(1)$ .

$$\begin{aligned} \frac{J}{Nm} \sum_{j=1}^J \sum_{i=1}^{n_j} \mathbb{1} \left[ (K \log J + 1) \|\hat{\eta} - \eta^*\| > J^{-r/2} \right] &= \frac{J}{m} \frac{1}{N} \sum_{j=1}^J \sum_{i=1}^{n_j} \mathbb{1} \left[ (K \log J + 1) \|\hat{\eta} - \eta^*\| > J^{-r/2} \right] \\ &= O(1)(\mu + o_P(1)) \\ &= o_P(1) \end{aligned}$$

This concludes (30) is  $o_P(1)$  and, as a result, the first term of (27) is  $o_P(1)$  from (28).

To study the second term of (27), let  $\mathbf{W} = (\mathcal{W}_1, \dots, \mathcal{W}_J)^\top$  where  $\mathcal{W}_j = \sum_{i=1}^{n_j} Y_{ji}^{(1)} \mathbb{1} \{ \tilde{f}_{\theta^*}(\mathbf{X}_{ji}) \geq q^* \}$  and  $\mathbf{Z} = (Z_1, \dots, Z_J)^\top$ . The second term of (27) is given by

$$\frac{J}{Nm} \sum_{j=1}^J \sum_{i=1}^{n_j} Z_j Y_{ji}^{(1)} \mathbb{1} \{ \tilde{f}_{\theta^*}(\mathbf{X}_{ji}) \geq q^* \} = \frac{J}{Nm} \sum_{j=1}^J \left( \sum_{i=1}^{n_j} Y_{ji}^{(1)} \mathbb{1} \{ \tilde{f}_{\theta^*}(\mathbf{X}_{ji}) \geq q^* \} \right) Z_j = \frac{J}{Nm} \mathbf{W}^\top \mathbf{Z}$$

The expectation and the variance of this quantity are given by

$$\begin{aligned} \mathbb{E} \left( \frac{J}{Nm} \mathbf{W}^\top \mathbf{Z} \mid \tilde{\mathcal{F}}_J, \mathcal{Z}_J \right) &= \frac{J}{Nm} \mathbf{W}^\top \frac{m}{J} \mathbf{1} = \frac{1}{N} \mathbf{W}^\top \mathbf{1} = \frac{1}{N} \sum_{j=1}^J \sum_{i=1}^{n_j} Y_{ji}^{(1)} \mathbb{1} \{ \tilde{f}_{\theta^*}(\mathbf{X}_{ji}) \geq q^* \} \\ \text{Var} \left( \frac{J}{Nm} \mathbf{W}^\top \mathbf{Z} \mid \tilde{\mathcal{F}}_J, \mathcal{Z}_J \right) &= \frac{J^2}{N^2 m^2} \mathbf{W}^\top \frac{m(J-m)}{J(J-1)} \Pi_J \mathbf{W} = \frac{J(J-m)}{N^2(J-1)m} \sum_{j=1}^J (\mathcal{W}_j - \bar{\mathcal{W}})^2 \end{aligned}$$

where  $\bar{\mathcal{W}} = \sum_{j=1}^J \mathcal{W}_j / J$ . Since  $\mathcal{W}_j$  is upper bounded by  $M$  and  $N$  is greater than  $J$ , we get

$$\text{Var} \left( \frac{J}{Nm} \mathbf{W}^\top \mathbf{Z} \mid \tilde{\mathcal{F}}_J, \mathcal{Z}_J \right) \leq \frac{J(J-m)}{J^2(J-1)m} J M^2 = \frac{(J-m)M^2}{(J-1)m} = o(1)$$

Therefore, we obtain the following result as for any  $\epsilon > 0$  by the Chebyshev's inequality.

$$\lim_{J \rightarrow \infty} P \left[ \left| \frac{J}{Nm} \sum_{j=1}^J \sum_{i=1}^{n_j} Z_j Y_{ji}^{(1)} \mathbb{1} \{ \tilde{f}_{\theta^*}(\mathbf{X}_{ji}) \geq q^* \} - \frac{1}{N} \sum_{j=1}^J \sum_{i=1}^{n_j} Y_{ji}^{(1)} \mathbb{1} \{ \tilde{f}_{\theta^*}(\mathbf{X}_{ji}) \geq q^* \} \right| > \epsilon \mid \tilde{\mathcal{F}}_J, \mathcal{Z}_J \right] = 0$$

This implies that the second term of (27) converges to  $\sum_{j=1}^J \sum_{i=1}^{n_j} Y_{ji}^{(1)} \mathbb{1} \{ \tilde{f}_{\theta^*}(\mathbf{X}_{ji}) \geq q^* \} / N$  in

probability. Combining the above results, we obtain that the in-probability limit of (27); i.e.

$$\lim_{J \rightarrow \infty} P \left[ \left| \frac{J}{Nm} \sum_{j=1}^J \sum_{i=1}^{n_j} Z_j Y_{ji}^{(1)} \mathbb{1}\{\tilde{f}_{\hat{\theta}}(\mathbf{X}_{ji}) - \hat{q}\} - \frac{1}{N} \sum_{j=1}^J \sum_{i=1}^{n_j} Y_{ji}^{(1)} \mathbb{1}\{\tilde{f}_{\theta^*}(\mathbf{X}_{ji}) \geq q^*\} \right| > \epsilon \mid \tilde{\mathcal{F}}_J, \mathcal{Z}_J \right] = 0 \quad (31)$$

We can obtain the following results about the other quantities having  $(\hat{\theta}, \hat{q})$  in similar manners.

$$\lim_{J \rightarrow \infty} P \left[ \left| \frac{J}{N(J-m)} \sum_{j=1}^J \sum_{i=1}^{n_j} (1 - Z_j) Y_{ji}^{(0)} \mathbb{1}\{\tilde{f}_{\hat{\theta}}(\mathbf{X}_{ji}) - \hat{q}\} - \frac{1}{N} \sum_{j=1}^J \sum_{i=1}^{n_j} Y_{ji}^{(0)} \mathbb{1}\{\tilde{f}_{\theta^*}(\mathbf{X}_{ji}) \geq q^*\} \right| > \epsilon \mid \tilde{\mathcal{F}}_J, \mathcal{Z}_J \right] = 0 \quad (32)$$

$$\lim_{J \rightarrow \infty} P \left[ \left| \frac{J}{N(J-m)} \sum_{j=1}^J \sum_{i=1}^{n_j} (1 - Z_j) \mathbb{1}\{\tilde{f}_{\hat{\theta}}(\mathbf{X}_{ji}) - \hat{q}\} - \frac{1}{N} \sum_{j=1}^J \sum_{i=1}^{n_j} \mathbb{1}\{\tilde{f}_{\theta^*}(\mathbf{X}_{ji}) \geq q^*\} \right| > \epsilon \mid \tilde{\mathcal{F}}_J, \mathcal{Z}_J \right] = 0 \quad (33)$$

$$\lim_{J \rightarrow \infty} P \left[ \left| \frac{J}{Nm} \sum_{j=1}^J \sum_{i=1}^{n_j} Z_j \mathbb{1}\{\tilde{f}_{\hat{\theta}}(\mathbf{X}_{ji}) - \hat{q}\} (1 - \text{NT}_{ji}) - \frac{1}{N} \sum_{j=1}^J \sum_{i=1}^{n_j} \mathbb{1}\{\tilde{f}_{\theta^*}(\mathbf{X}_{ji}) \geq q^*\} (1 - \text{NT}_{ji}) \right| > \epsilon \mid \tilde{\mathcal{F}}_J, \mathcal{Z}_J \right] = 0 \quad (34)$$

We use the established results to show the consistency of the estimators. First,  $\hat{\tau}_{1,\text{NT}}$  is represented as follows.

$$\hat{\tau}_{1,\text{NT}} = \frac{\sum_{j=1}^J \sum_{i=1}^{n_j} Z_j Y_{ji}^{(1)} \text{NT}_{ji}}{\sum_{j=1}^J \sum_{i=1}^{n_j} Z_j \text{NT}_{ji}} = \frac{\frac{J}{Nm} \sum_{j=1}^J \sum_{i=1}^{n_j} Z_j Y_{ji}^{(1)} \text{NT}_{ji}}{\frac{J}{Nm} \sum_{j=1}^J \sum_{i=1}^{n_j} Z_j \text{NT}_{ji}}$$

From the consistency results in (25) (for the numerator) and (26) (for the denominator) with the continuous mapping theorem, we show that  $\hat{\tau}_{1,\text{NT}}$  is consistent for  $\tau_{1,\text{NT}}$ ; i.e.

$$\hat{\tau}_{1,\text{NT}} = \frac{\frac{J}{Nm} \sum_{j=1}^J \sum_{i=1}^{n_j} Z_j Y_{ji}^{(1)} \text{NT}_{ji}}{\frac{J}{Nm} \sum_{j=1}^J \sum_{i=1}^{n_j} Z_j \text{NT}_{ji}} \xrightarrow{P} \frac{\frac{1}{N} \sum_{j=1}^J \sum_{i=1}^{n_j} Y_{ji}^{(1)} \text{NT}_{ji}}{\frac{1}{N} \sum_{j=1}^J \sum_{i=1}^{n_j} \text{NT}_{ji}} = \tau_{1,\text{NT}}$$

where  $\hat{\gamma} \xrightarrow{P} \gamma$  implies that the following condition holds for any  $\epsilon > 0$ .

$$\lim_{J \rightarrow \infty} P\left\{|\hat{\gamma} - \gamma| > \epsilon \mid \tilde{\mathcal{F}}_J, \mathcal{Z}_J\right\} = 0.$$

Second,  $\hat{\tau}_{1,C}$  is represented by

$$\hat{\tau}_{1,C} = \frac{\sum_{j=1}^J \sum_{i=1}^{n_j} Z_j Y_{ji}^{(1)} \mathbb{1}\{\tilde{f}_{\hat{\theta}}(\mathbf{X}_{ji}) - \hat{q}\}}{\sum_{j=1}^J \sum_{i=1}^{n_j} Z_j \text{NT}_{ji}} = \frac{\frac{J}{Nm} \sum_{j=1}^J \sum_{i=1}^{n_j} Z_j Y_{ji}^{(1)} \mathbb{1}\{\tilde{f}_{\hat{\theta}}(\mathbf{X}_{ji}) - \hat{q}\}}{\frac{J}{Nm} \sum_{j=1}^J \sum_{i=1}^{n_j} Z_j \text{NT}_{ji}}$$

From the consistency results in (31) (for the numerator) and (26) (for the denominator) with the continuous mapping theorem, we obtain that  $\hat{\tau}_{1,C}$  is consistent for  $\tau_{1,C}$ ; i.e.

$$\hat{\tau}_{1,C} = \frac{\frac{J}{Nm} \sum_{j=1}^J \sum_{i=1}^{n_j} Z_j Y_{ji}^{(1)} \mathbb{1}\{\tilde{f}_{\hat{\theta}}(\mathbf{X}_{ji}) - \hat{q}\}}{\frac{J}{Nm} \sum_{j=1}^J \sum_{i=1}^{n_j} Z_j \text{NT}_{ji}} \xrightarrow{P} \frac{\frac{1}{N} \sum_{j=1}^J \sum_{i=1}^{n_j} Y_{ji}^{(1)} \mathbb{1}\{\tilde{f}_{\theta}(\mathbf{X}_{ji}) - \hat{q}\}}{\frac{1}{N} \sum_{j=1}^J \sum_{i=1}^{n_j} \text{NT}_{ji}} = \tau_{1,C}$$

Third,  $\hat{\tau}_{0,C}$  is represented by

$$\hat{\tau}_{0,C} = \frac{\sum_{j=1}^J \sum_{i=1}^{n_j} (1 - Z_j) Y_{ji}^{(0)} \mathbb{1}\{\tilde{f}_{\hat{\theta}}(\mathbf{X}_{ji}) - \hat{q}\}}{\sum_{j=1}^J \sum_{i=1}^{n_j} (1 - Z_j) \mathbb{1}\{\tilde{f}_{\hat{\theta}}(\mathbf{X}_{ji}) - \hat{q}\}} = \frac{\frac{J}{N(J-m)} \sum_{j=1}^J \sum_{i=1}^{n_j} (1 - Z_j) Y_{ji}^{(0)} \mathbb{1}\{\tilde{f}_{\hat{\theta}}(\mathbf{X}_{ji}) - \hat{q}\}}{\frac{J}{N(J-m)} \sum_{j=1}^J \sum_{i=1}^{n_j} (1 - Z_j) \mathbb{1}\{\tilde{f}_{\hat{\theta}}(\mathbf{X}_{ji}) - \hat{q}\}}$$

From the consistency results in (32) (for the numerator) and (33) (for the denominator) with the continuous mapping theorem, we obtain that  $\hat{\tau}_{0,C}$  is consistent for  $\tau_{0,C}$ ; i.e.

$$\hat{\tau}_{0,C} = \frac{\frac{J}{N(J-m)} \sum_{j=1}^J \sum_{i=1}^{n_j} (1 - Z_j) Y_{ji}^{(0)} \mathbb{1}\{\tilde{f}_{\hat{\theta}}(\mathbf{X}_{ji}) - \hat{q}\}}{\frac{J}{N(J-m)} \sum_{j=1}^J \sum_{i=1}^{n_j} (1 - Z_j) \mathbb{1}\{\tilde{f}_{\hat{\theta}}(\mathbf{X}_{ji}) - \hat{q}\}} \xrightarrow{P} \frac{\frac{1}{N} \sum_{j=1}^J \sum_{i=1}^{n_j} Y_{ji}^{(0)} \mathbb{1}\{\tilde{f}_{\theta^*}(\mathbf{X}_{ji}) - q^*\}}{\frac{1}{N} \sum_{j=1}^J \sum_{i=1}^{n_j} \mathbb{1}\{\tilde{f}_{\theta^*}(\mathbf{X}_{ji}) - q^*\}} = \tau_{0,C}$$

Note that  $N_{\text{NT}} = \sum_{j=1}^J \sum_{i=1}^{n_j} \mathbb{1}\{\tilde{f}_{\theta^*}(\mathbf{X}_{ji}) - q^*\}$  gives the equality in the right hand side.

Lastly,  $\hat{R}$  is represented by

$$\hat{R} = \frac{\sum_{j=1}^J \sum_{i=1}^{n_j} Z_j \mathbb{1}\{\tilde{f}_{\hat{\theta}}(\mathbf{X}_{ji}) - \hat{q}\} (1 - \text{NT}_{ji})}{\sum_{j=1}^J \sum_{i=1}^{n_j} Z_j \text{NT}_{ji}} = \frac{\frac{J}{Nm} \sum_{j=1}^J \sum_{i=1}^{n_j} Z_j \mathbb{1}\{\tilde{f}_{\theta^*}(\mathbf{X}_{ji}) - q^*\} (1 - \text{NT}_{ji})}{\frac{J}{Nm} \sum_{j=1}^J \sum_{i=1}^{n_j} Z_j \text{NT}_{ji}}$$

From the consistency results in (34) (for the numerator) and (26) (for the denominator) with the

continuous mapping theorem, we obtain that  $\widehat{R}$  is consistent for  $R$ ; i.e.

$$\widehat{R} = \frac{\frac{J}{Nm} \sum_{j=1}^J \sum_{i=1}^{n_j} Z_j \mathbb{1}\{\tilde{f}_{\widehat{\theta}}(\mathbf{X}_{ji}) - \widehat{q}\}(1 - \text{NT}_{ji})}{\frac{J}{Nm} \sum_{j=1}^J \sum_{i=1}^{n_j} Z_j \text{NT}_{ji}} \xrightarrow{P} \frac{\frac{1}{N} \sum_{j=1}^J \sum_{i=1}^{n_j} \mathbb{1}\{\tilde{f}_{\theta^*}(\mathbf{X}_{ji}) - q^*\}(1 - \text{NT}_{ji})}{\frac{1}{N} \sum_{j=1}^J \sum_{i=1}^{n_j} \text{NT}_{ji}} = R$$

This concludes the proof.

□



## C Proof of Lemmas in the Supplementary Material

### C.1 Proof of Lemma A.1

The expectation of  $\mathbf{Z}$  is trivially derived by studying the expectation of each element.

$$\mathbb{E}(Z_j \mid \mathcal{F}_J, \mathcal{Z}_J) = \sum_{\mathbf{z}: z_j=1} P(\mathbf{Z} = \mathbf{z} \mid \mathcal{F}_J, \mathcal{Z}_J) = \sum_{\mathbf{z}: z_j=1} \frac{1}{\binom{J}{m}} = \frac{\binom{J-1}{m-1}}{\binom{J}{m}} = \frac{m}{J}$$

Next we study the variance matrix of  $\mathbf{Z}$ . First, the variance of  $Z_j$  is given by

$$\text{Var}(Z_j \mid \mathcal{F}_J, \mathcal{Z}_J) = \mathbb{E}(Z_j \mid \mathcal{F}_J, \mathcal{Z}_J) - \{\mathbb{E}(Z_j \mid \mathcal{F}_J, \mathcal{Z}_J)\}^2 = \frac{m}{J} \left(1 - \frac{m}{J}\right) = \frac{m(J-m)}{J(J-1)} \frac{J-1}{J}$$

The first equality is from  $Z_j$  is either 0 or 1. The second equality is from the previous result. The third equality shows that the variance of  $Z_j$  is the same as the  $j$ th diagonal of the variance matrix presented in the lemma. Second, the covariance of  $Z_j$  and  $Z_{j'}$  ( $j \neq j'$ ) is given by

$$\begin{aligned} \text{Cov}(Z_j, Z_{j'} \mid \mathcal{F}_J, \mathcal{Z}_J) &= \mathbb{E}(Z_j Z_{j'} \mid \mathcal{F}_J, \mathcal{Z}_J) - \mathbb{E}(Z_j \mid \mathcal{F}_J, \mathcal{Z}_J) \mathbb{E}(Z_{j'} \mid \mathcal{F}_J, \mathcal{Z}_J) \\ &= \sum_{\mathbf{z}: z_j=z_{j'}=1} P(\mathbf{Z} = \mathbf{z} \mid \mathcal{F}_J, \mathcal{Z}_J) - \frac{m^2}{J^2} \\ &= \sum_{\mathbf{z}: z_j=z_{j'}=1} \frac{1}{\binom{J}{m}} - \frac{m^2}{J^2} \\ &= \frac{\binom{J-2}{m-2}}{\binom{J}{m}} - \frac{m^2}{J^2} \\ &= -\frac{m(J-m)}{J(J-1)} \frac{1}{J} \end{aligned}$$

The first equality is from the definition of the covariance. The second equality is from the previous result and binary  $Z_j$ . The third equality is from assumption (A1). The fourth equality is straightforward. The last equality shows that the covariance of  $Z_j$  and  $Z_{j'}$  is the same as the  $(j, j')$ th component of the variance matrix presented in the lemma. This concludes Lemma A.1.

## C.2 Proof of Lemma A.2

We only consider  $z = 1$  and the proof under  $z = 0$  can be proven in a similar manner. The expectation of  $\mathbb{E}\{\widehat{\mathcal{M}}_1(\mathbf{S}) \mid \mathcal{F}_J, \mathcal{Z}_J\}$  is given by

$$\mathbb{E}\{\widehat{\mathcal{M}}_1(\mathbf{S}) \mid \mathcal{F}_J, \mathcal{Z}_J\} = \mathbb{E}\left\{\frac{\sum_{j=1}^J \mathbb{1}(Z_j = 1) \mathbf{s}_j}{\sum_{j=1}^J \mathbb{1}(Z_j = 1)} \mid \mathcal{F}_J, \mathcal{Z}_J\right\} = \frac{1}{m} \sum_{j=1}^J \mathbb{E}\{\mathbb{1}(Z_j = 1) \mid \mathcal{F}_J, \mathcal{Z}_J\} \mathbf{s}_j = \frac{1}{J} \sum_{j=1}^J \mathbf{s}_j = \mathcal{M}(\mathbf{S})$$

The first equality is from the definition of  $\widehat{\mathcal{M}}_1(\mathbf{S})$ . The second equality is from  $m = \sum_{j=1}^J \mathbb{1}(Z_j = 1)$  given  $\mathcal{F}_J$ . The third equality is from  $\mathbb{E}\{\mathbb{1}(Z_j = 1) \mid \mathcal{F}_J, \mathcal{Z}_J\} = m/J$  for all  $j$ . The last equality is from the definition of  $\mathcal{M}(\mathbf{S})$ .

Next we prove that  $\widehat{\mathcal{V}}_1(\mathbf{S}, \mathbf{T})$  is unbiased for  $\mathcal{V}(\mathbf{S}, \mathbf{T})$ . We find the expectation  $\mathbb{E}\{\widehat{\mathcal{M}}_1(\mathbf{S})\widehat{\mathcal{M}}_1(\mathbf{T})^\top \mid \mathcal{F}_J, \mathcal{Z}_J\}$  is given by

$$\begin{aligned} \mathbb{E}\{\widehat{\mathcal{M}}_1(\mathbf{S})\widehat{\mathcal{M}}_1(\mathbf{T})^\top \mid \mathcal{F}_J, \mathcal{Z}_J\} &= \text{Cov}\{\widehat{\mathcal{M}}_1(\mathbf{S}), \widehat{\mathcal{M}}_1(\mathbf{T}) \mid \mathcal{F}_J, \mathcal{Z}_J\} + \mathbb{E}\{\widehat{\mathcal{M}}_1(\mathbf{S}) \mid \mathcal{F}_J, \mathcal{Z}_J\} \mathbb{E}\{\widehat{\mathcal{M}}_1(\mathbf{T}) \mid \mathcal{F}_J, \mathcal{Z}_J\}^\top \\ &= \frac{1}{m^2} \text{Cov}(\mathbf{S}\mathbf{Z}, \mathbf{T}\mathbf{Z} \mid \mathcal{F}_J, \mathcal{Z}_J) + \mathcal{M}(\mathbf{S})\mathcal{M}(\mathbf{T})^\top \\ &= \frac{1}{m^2} \frac{m(J-m)}{J(J-1)} \mathbf{S}\Pi_J\mathbf{T}^\top + \mathcal{M}(\mathbf{S})\mathcal{M}(\mathbf{T})^\top \\ &= \frac{1}{m^2} \frac{m(J-m)}{J(J-1)} \left\{ \mathbf{S}\mathbf{T}^\top - \mathcal{M}(\mathbf{S})\mathcal{M}(\mathbf{T})^\top \right\} + \mathcal{M}(\mathbf{S})\mathcal{M}(\mathbf{T})^\top \\ &= \frac{J-m}{mJ(J-1)} \mathbf{S}\mathbf{T}^\top + \frac{J(m-1)}{m(J-1)} \mathcal{M}(\mathbf{S})\mathcal{M}(\mathbf{T})^\top \end{aligned}$$

The first equality is straightforward. The second equality is from the definition of  $\widehat{\mathcal{M}}_1(\mathbf{S})$  and  $\mathbb{E}\{\widehat{\mathcal{M}}_1(\mathbf{S}) \mid \mathcal{F}_J, \mathcal{Z}_J\} = \mathcal{M}(\mathbf{S})$ . The third equality is from Lemma A.1. The fourth equality is from the form of the centering matrix. The last equality is straightforward.

Combining the intermediate results, we obtain the following unbiasedness.

$$\begin{aligned}
\mathbb{E}\{\widehat{\mathcal{V}}_1(\mathbf{S}, \mathbf{T}) \mid \mathcal{F}_J, \mathcal{Z}_J\} &= \frac{1}{m-1} \sum_{j=1}^J \mathbb{E}\left[\mathbb{1}(Z_j = 1) \{\mathbf{s}_j - \widehat{\mathcal{M}}_1(\mathbf{S})\} \{\mathbf{t}_j - \widehat{\mathcal{M}}_1(\mathbf{T})\}^\top \mid \mathcal{F}_J, \mathcal{Z}_J\right] \\
&= \frac{1}{m-1} \left[ \sum_{j=1}^J \mathbb{E}\{\mathbb{1}(Z_j = 1) \mid \mathcal{F}_J, \mathcal{Z}_J\} \mathbf{s}_j \mathbf{t}_j^\top - m \mathbb{E}\{\widehat{\mathcal{M}}_1(\mathbf{S}) \widehat{\mathcal{M}}_1(\mathbf{T})^\top \mid \mathcal{F}_J, \mathcal{Z}_J\} \right] \\
&= \frac{1}{m-1} \left\{ \frac{m}{J} \mathbf{S} \mathbf{T}^\top - \frac{J-m}{J(J-1)} \mathbf{S} \mathbf{T}^\top + \frac{J(m-1)}{J-1} \mathcal{M}(\mathbf{S}) \mathcal{M}(\mathbf{T})^\top \right\} \\
&= \frac{1}{J-1} \left\{ \mathbf{S} \mathbf{T}^\top - J \mathcal{M}(\mathbf{S}) \mathcal{M}(\mathbf{T})^\top \right\} \\
&= \frac{1}{J-1} \sum_{j=1}^J \{\mathbf{s}_j - \mathcal{M}(\mathbf{S})\} \{\mathbf{t}_j - \mathcal{M}(\mathbf{T})\}^\top \\
&= \mathcal{V}(\mathbf{S}, \mathbf{T})
\end{aligned}$$

The first equality is from the definition of  $\widehat{\mathcal{V}}_1(\mathbf{S}, \mathbf{T})$ . The second equality is straightforward from the definition of  $\widehat{\mathcal{M}}_1(\mathbf{S})$  and  $\widehat{\mathcal{M}}_1(\mathbf{T})$ . The third equality is from the established result. The fourth, fifth, and last equalities are straightforward. This concludes Lemma A.2.

### C.3 Proof of Lemma A.3

Let  $F_1 = \{ji \mid \tilde{f}_{\theta^*}(\mathbf{X}_{ji}) \geq \tilde{f}_{(N_{\text{nNT}}+1)}\}$  and  $F_2 = \{ji \mid \tilde{f}_{\theta^*}(\mathbf{X}_{ji}) \leq \tilde{f}_{(N_{\text{nNT}})}\}$ . Let  $H(q) = \sum_{j=1}^J \sum_{i=1}^{n_j} \mathcal{I}_{c,h}(\tilde{f}_{\theta^*}(\mathbf{X}_{ji}) - q)$ . Note that  $H(q)$  is continuous and strictly decreasing function in  $q$  over  $\mathbb{R}$ .

First, we study the value  $H(\tilde{f}_{(N_{\text{nNT}})})$ . We find that the summand of  $H(\tilde{f}_{(N_{\text{nNT}})})$  for individual  $ji$  in  $F_1$  is

$$\mathcal{I}_{c,h}(\tilde{f}_{\theta^*}(\mathbf{X}_{ji}) - \tilde{f}_{(N_{\text{nNT}})}) \geq \mathcal{I}_{c,h}(\tilde{f}_{(N_{\text{nNT}}+1)} - \tilde{f}_{(N_{\text{nNT}})}) = 1 - c \cdot \exp \left[ -\frac{1-2c}{2ch} \left\{ \tilde{f}_{(N_{\text{nNT}}+1)} - \tilde{f}_{(N_{\text{nNT}})} - h \right\} \right]$$

The inequality is from the monotonicity of  $\mathcal{I}_{c,h}$ . The equality is from the definition of  $\mathcal{I}_{c,h}$  and  $\tilde{f}_{(N_{\text{nNT}}+1)} - \tilde{f}_{(N_{\text{nNT}})} - h \geq 2h - h = h$ .

We find that the summand of  $H(\tilde{f}_{(N_{\text{nNT}})})$  for individual  $ji$  in  $F_2$  is

$$\begin{aligned}
\mathcal{I}_{c,h}(\tilde{f}_{\theta^*}(\mathbf{X}_{ji}) - \tilde{f}_{(N_{\text{nNT}})}) &\geq \mathcal{I}_{c,h}(-h) \mathbb{1}\{\tilde{f}_{\theta^*}(\mathbf{X}_{ji}) = \tilde{f}_{(N_{\text{nNT}})}\} + 0 \cdot \mathbb{1}\{\tilde{f}_{\theta^*}(\mathbf{X}_{ji}) < \tilde{f}_{(N_{\text{nNT}})}\} \\
&= c \cdot \mathbb{1}\{\tilde{f}_{\theta^*}(\mathbf{X}_{ji}) = \tilde{f}_{(N_{\text{nNT}})}\}
\end{aligned}$$

The inequality in the first line is from the positivity of  $\mathcal{I}_{c,h}$ . The inequality in the second line is from  $\mathcal{I}_{c,h}(-h) = c$ .

Combining the above results, we can derive a lower bound of  $H(\tilde{f}_{(N_{\text{nNT}})})$  as follows.

$$\begin{aligned}
H(\tilde{f}_{(N_{\text{nNT}})}) &= \sum_{ji \in F_1} \mathcal{I}_{c,h}(\tilde{f}_{\theta^*}(\mathbf{X}_{ji}) - \tilde{f}_{(N_{\text{nNT}})}) + \sum_{ji \in F_2} \mathcal{I}_{c,h}(\tilde{f}_{\theta^*}(\mathbf{X}_{ji}) - \tilde{f}_{(N_{\text{nNT}})}) \\
&\geq \sum_{ji \in F_1} \left[ 1 - c \cdot \exp \left[ -\frac{1-2c}{2ch} \left\{ \tilde{f}_{(N_{\text{nNT}}+1)} - \tilde{f}_{(N_{\text{nNT}})} - h \right\} \right] \right] + \sum_{ji \in F_2} c \cdot \mathbb{1}\{\tilde{f}_{\theta^*}(\mathbf{X}_{ji}) = \tilde{f}_{(N_{\text{nNT}})}\} \\
&= N_{\text{NT}} - cN_{\text{NT}} \exp \left[ -\frac{1-2c}{2ch} \left\{ \tilde{f}_{(N_{\text{nNT}}+1)} - \tilde{f}_{(N_{\text{nNT}})} - h \right\} \right] + c
\end{aligned}$$

The equality in the first line is straightforward from the definition of  $F_1$  and  $F_2$ . The inequality in the second line is from the above results. The equality in the last line is from  $|F_1| = N_{\text{NT}}$  and the uniqueness of the randomized learner  $\tilde{f}_{\theta^*}(\mathbf{X}_{ji})$ . Subtracting  $N_{\text{NT}}$  both hand sides, we find that

$$H(\tilde{f}_{(N_{\text{nNT}})}) - N_{\text{NT}} \geq c \left[ 1 - N_{\text{NT}} \exp \left[ -\frac{1-2c}{2ch} \left\{ \tilde{f}_{(N_{\text{nNT}}+1)} - \tilde{f}_{(N_{\text{nNT}})} - h \right\} \right] \right] > 0 \quad (35)$$

The second inequality is from the specific choice of  $c$  and  $h$ .

Next we study the value  $H(\tilde{f}_{(N_{\text{nNT}}+1)})$ . We find that the summand of  $H(\tilde{f}_{(N_{\text{nNT}}+1)})$  for individual  $ji$  in  $F_1$  becomes

$$\begin{aligned}
\mathcal{I}_{c,h}(\tilde{f}_{\theta^*}(\mathbf{X}_{ji}) - \tilde{f}_{(N_{\text{nNT}}+1)}) &\leq \mathcal{I}_{c,h}(h) \cdot \mathbb{1}\{\tilde{f}_{\theta^*}(\mathbf{X}_{ji}) = \tilde{f}_{(N_{\text{nNT}}+1)}\} + 1 \cdot \mathbb{1}\{\tilde{f}_{\theta^*}(\mathbf{X}_{ji}) > \tilde{f}_{(N_{\text{nNT}}+1)}\} \\
&= (1-c) \cdot \mathbb{1}\{\tilde{f}_{\theta^*}(\mathbf{X}_{ji}) = \tilde{f}_{(N_{\text{nNT}}+1)}\} + 1 \cdot \mathbb{1}\{\tilde{f}_{\theta^*}(\mathbf{X}_{ji}) > \tilde{f}_{(N_{\text{nNT}}+1)}\} \\
&= \mathbb{1}\{\tilde{f}_{\theta^*}(\mathbf{X}_{ji}) \geq \tilde{f}_{(N_{\text{nNT}}+1)}\} - c \cdot \mathbb{1}\{\tilde{f}_{\theta^*}(\mathbf{X}_{ji}) = \tilde{f}_{(N_{\text{nNT}}+1)}\}
\end{aligned}$$

The inequality in the first line is from  $\mathcal{I}_{c,h}(t) \leq 1$  for all  $t \in \mathbb{R}$ . The inequality in the second line is from  $\mathcal{I}_{c,h}(h) = (1-c)$ . The equality in the third line is trivial.

We find that the summand of  $H(\tilde{f}_{(N_{\text{nNT}}+1)})$  for individual  $ji$  in  $F_2$  becomes

$$\mathcal{I}_{c,h}(\tilde{f}_{\theta^*}(\mathbf{X}_{ji}) - \tilde{f}_{(N_{\text{nNT}}+1)}) \leq \mathcal{I}_{c,h}(\tilde{f}_{(N_{\text{nNT}})} - \tilde{f}_{(N_{\text{nNT}}+1)}) = c \cdot \exp \left[ \frac{1-2c}{2ch} \left\{ \tilde{f}_{(N_{\text{nNT}})} - \tilde{f}_{(N_{\text{nNT}}+1)} + h \right\} \right]$$

The inequality in the second line is from the monotonicity of  $\mathcal{I}_{c,h}$ . The equality in the last line is

from the definition of  $\mathcal{I}_{c,h}$  and  $\tilde{f}_{(N_{\text{nNT}})} - \tilde{f}_{(N_{\text{nNT}}+1)} + h \leq -2h + h = -h$ .

Therefore,  $H(\tilde{f}_{(N_{\text{nNT}}+1)})$  is upper bounded as follows.

$$\begin{aligned} H(\tilde{f}_{(N_{\text{nNT}}+1)}) &\leq \sum_{ji \in F_1} \left[ \mathbb{1}\{\tilde{f}_{\theta^*}(\mathbf{X}_{ji}) \geq \tilde{f}_{(N_{\text{nNT}}+1)}\} - c \cdot \mathbb{1}\{\tilde{f}_{\theta^*}(\mathbf{X}_{ji}) = \tilde{f}_{(N_{\text{nNT}}+1)}\} \right] \\ &\quad + c \cdot \sum_{ji \in F_2} \exp \left[ \frac{1-2c}{2ch} \left\{ \tilde{f}_{(N_{\text{nNT}})} - \tilde{f}_{(N_{\text{nNT}}+1)} + h \right\} \right] \\ &= N_{\text{NT}} - c + cN_{\text{nNT}} \exp \left[ \frac{1-2c}{2ch} \left\{ \tilde{f}_{(N_{\text{nNT}})} - \tilde{f}_{(N_{\text{nNT}}+1)} + h \right\} \right] \end{aligned}$$

The equality in the first line is straightforward from the definition of  $F_1$  and  $F_2$ . The inequality in the second line is from the above results. The equality in the last line is from  $|F_1| = N_{\text{NT}}$ ,  $|F_2| = N_{\text{nNT}} = N - N_{\text{NT}}$ , and the uniqueness of the noise-added proxy  $\tilde{f}_{\theta^*}(\mathbf{X}_{ji})$ . Subtracting  $N_{\text{NT}}$  both hand sides, we find that

$$H(\tilde{f}_{(N_{\text{nNT}}+1)}) - N_{\text{NT}} \leq -c \left[ 1 - N_{\text{nNT}} \exp \left[ \frac{1-2c}{2ch} \left\{ \tilde{f}_{(N_{\text{nNT}})} - \tilde{f}_{(N_{\text{nNT}}+1)} + h \right\} \right] \right] < 0 \quad (36)$$

The second inequality is from the specific choice of  $c$  and  $h$ .

Since  $H(q)$  is continuous and strictly decreasing on  $\mathbb{R}$ , (35) and (36) imply that the unique solution to  $H(q) - N_{\text{NT}}$  exists on the interval  $(\tilde{f}_{(N_{\text{nNT}})}, \tilde{f}_{(N_{\text{nNT}}+1)})$ . This concludes the proof.

## C.4 Proof of Lemma A.4

*Proof.* Conditions (GC1) and (GC2) are exactly the same as condition (i) and (ii) of Assumption 4.1. Therefore, it is sufficient to show that conditions (GC3)-(GC8) hold which are given in the following Section C.4.1-C.4.8.

### C.4.1 Proof of Condition (GC3)

Under (EE1),

$$\sum_{j=1}^J \sum_{i=1}^{n_j} \nabla_{\theta}^2 L(\text{NT}_{ji}, f_{\theta}(\mathbf{X}_{ji})) = \sum_{j=1}^J \sum_{i=1}^{n_j} \mathbf{X}_{ji} \mathbf{X}_{ji}^{\top} = \frac{N}{J} \mathcal{M}(\mathcal{X})$$

which is invertible. Under (EE2), we find

$$\sum_{j=1}^J \sum_{i=1}^{n_j} \nabla_{\theta}^2 L(\text{NT}_{ji}, f_{\theta}(\mathbf{X}_{ji})) = \sum_{j=1}^J \sum_{i=1}^{n_j} \frac{1 + \exp(\mathbf{X}_{ji}^{\top} \theta)}{\{1 + \exp(\mathbf{X}_{ji}^{\top} \theta)\}^2} \mathbf{X}_{ji} \mathbf{X}_{ji}^{\top} + N \lambda I_p$$

which is also invertible so long as  $\lambda > 0$ .

#### C.4.2 Proof of Condition (GC4)

We have upper bounds for  $\|\psi_j(\eta)\|^2$  under (EE1)

$$\begin{aligned} \|\psi_j(\eta)\|^2 &= \left\| \sum_{i=1}^{n_j} \left\{ (\mathbf{X}_{ji}^{\top} \theta - \text{NT}_{ji}) \mathbf{X}_{ji} \right\} \right\|^2 + \left[ \sum_{i=1}^{n_j} \left\{ \text{NT}_{ji} - \mathcal{I}_{c,h}(\tilde{f}_{\theta}(\mathbf{X}_{ji}) - q) \right\} \right]^2 \\ &\leq M^2 \left\{ (K \log J)^2 \|\theta\| + (K \log J) \right\}^2 + (2M)^2 \end{aligned}$$

Note that  $\|\mathbf{X}_{ji}\| \leq K \log J$  for some constant  $K$  from Assumption 4.1. Similarly, we establish the following result under (EE2).

$$\begin{aligned} \|\psi_j(\eta)\|^2 &= \left\| \sum_{i=1}^{n_j} \left[ \{1 + \exp(-\mathbf{X}_{ji}^{\top} \theta)\}^{-1} - \text{NT}_{ji} \right] \mathbf{X}_{ji} + \lambda \theta \right\|^2 + \left[ \sum_{i=1}^{n_j} \left\{ \text{NT}_{ji} - \mathcal{I}_{c,h}(\tilde{f}_{\theta}(\mathbf{X}_{ji}) - q) \right\} \right]^2 \\ &\leq M^2 \left\{ 2(K \log J) + \lambda \|\theta\| \right\}^2 + (2M)^2 \end{aligned}$$

This implies that  $\|\psi_j(\eta_k)\|/(\log J)^2 < \infty$  for all  $j = 1, \dots, J$  for both (EE1) and (EE2), i.e. the first result of (GC4) hold with  $v_1 = 2$ .

Next we find the second result holds under (EE1) as follows.

$$\|f_{\theta_1}(\mathbf{X}_{ji}) - f_{\theta_2}(\mathbf{X}_{ji})\| = \|\mathbf{X}_{ji}(\theta_1 - \theta_2)\| \leq \|\mathbf{X}_{ji}\| \|\theta_1 - \theta_2\| \leq K \log J \|\theta_1 - \theta_2\| \quad (37)$$

Finally, we find the second result holds under (EE2) as follows.

$$\begin{aligned}
\|f_{\theta_1}(\mathbf{X}_{ji}) - f_{\theta_2}(\mathbf{X}_{ji})\| &= \left\| \frac{\exp(\mathbf{X}_{ji}^\top \theta_1)}{1 + \exp(\mathbf{X}_{ji}^\top \theta_1)} - \frac{\exp(\mathbf{X}_{ji}^\top \theta_2)}{1 + \exp(\mathbf{X}_{ji}^\top \theta_2)} \right\| \\
&\leq \frac{\exp\{|\mathbf{X}_{ji}^\top(\theta_1 - \theta_2)|/2\} - 1}{\exp\{|\mathbf{X}_{ji}^\top(\theta_1 - \theta_2)|/2\} + 1} \\
&\leq \frac{\exp\{K \log J \|\theta_1 - \theta_2\|/2\} - 1}{\exp\{K \log J \|\theta_1 - \theta_2\|/2\} + 1} \\
&\leq K \log J \|\theta_1 - \theta_2\|
\end{aligned} \tag{38}$$

The first equality is from the definition of  $f_\theta(\mathbf{X}_{ji})$ . The inequality in the second line is from observing the following inequality for all  $x \in \mathbb{R}$  and  $t > 0$ .

$$\frac{\exp(x+t)}{1 + \exp(x+t)} - \frac{\exp(x)}{1 + \exp(x)} \leq \frac{\exp(t/2)}{1 + \exp(t/2)} - \frac{\exp(-t/2)}{1 + \exp(-t/2)} = \frac{\exp(t/2) - 1}{\exp(t/2) + 1}$$

The inequality in the third line is from observing that  $(\exp(t/2) - 1)/(\exp(t/2) + 1)$  is increasing in  $t$  and (37). The inequality in the fourth line is from  $(\exp(t/2) - 1)/(\exp(t/2) + 1) \leq t$  for  $t > 0$ .

#### C.4.3 Proof of Condition (GC5) under (EE1)

If  $\bar{\eta}_J = 0$ , condition (GC5) trivially holds. Therefore, we consider non-zero  $\bar{\eta}_J$ .

We split the cases where  $\bar{\eta}_J \in \mathcal{E}'$  and  $\bar{\eta}_J \in \mathcal{E}^\circ \setminus \mathcal{E}'$ . If the noise  $e_{ji}$  is generated from a uniform distribution,  $\mathcal{E}'$  is empty. Therefore, non-empty  $\mathcal{E}'$  implies  $e_{ji} = 0$  for all  $ji$ ; i.e. the randomizer is not used. As a result, when  $\bar{\eta}_J$  belongs to non-empty  $\mathcal{E}'$ , we have  $\mathbf{X}_{ji}^\top \bar{\theta} = \bar{q}$  and  $\psi_{ji}(\eta + \bar{\eta}_J) - \psi_{ji}(\eta)$  is given by

$$\psi_{ji}(\eta + \bar{\eta}_J) - \psi_{ji}(\eta) = \begin{bmatrix} \{\mathbf{X}_{ji}^\top(\theta + \bar{\theta}) - \text{NT}_{ji}\} \mathbf{X}_{ji} \\ \text{NT}_{ji} - \mathcal{I}_{c,h}(\mathbf{X}_{ji}^\top(\theta + \bar{\theta}) - q - \bar{q}) \end{bmatrix} - \begin{bmatrix} \{\mathbf{X}_{ji}^\top \theta - \text{NT}_{ji}\} \mathbf{X}_{ji} \\ \text{NT}_{ji} - \mathcal{I}_{c,h}(\mathbf{X}_{ji}^\top \theta - q) \end{bmatrix} = \begin{bmatrix} \mathbf{X}_{ji}^\top \bar{\theta} \\ 0 \end{bmatrix}$$

Thus, we find that  $\|\psi_{ji}(\eta + \bar{\eta}_J) - \psi_{ji}(\eta)\| \leq \|\mathbf{X}_{ji}\| |\bar{\theta}_1| \leq K \log J \|\bar{\eta}_J\|$  and

$$\frac{1}{J} \sum_{j=1}^J \left\| \psi_j(\eta) - \psi_j(\eta + \bar{\eta}_J) \right\| \leq \frac{1}{J} \sum_{j=1}^J \sum_{i=1}^{n_j} K \log J \|\bar{\eta}_J\| = MK \log J \|\bar{\eta}_J\| = O(J^{-1/2}(\log J)) = o(1)$$

Next, we consider the case where  $\bar{\eta}_J \in \mathcal{E}^\circ \setminus \mathcal{E}'$ . We consider the derivative of  $\psi_j(\eta)$ .

$$\frac{\partial}{\partial \eta} \psi_j(\eta) = \sum_{i=1}^{n_j} \psi'_{ji}(\eta) \quad , \quad \psi'_{ji}(\eta) = \begin{bmatrix} \mathbf{X}_{ji} \mathbf{X}_{ji}^\top & 0 \\ -\mathcal{I}'_{c,h}(\mathbf{X}_{ji}^\top \theta + e_{ji} - q) \mathbf{X}_{ji}^\top & \mathcal{I}'_{c,h}(\mathbf{X}_{ji}^\top \theta + e_{ji} - q) \end{bmatrix} \quad (39)$$

where  $\mathcal{I}'_{c,h}$  is the derivative of  $\mathcal{I}_{c,h}$  which is given in (21). Note that  $\partial \psi_j(\eta) / \partial \eta$  is continuous function for any  $\eta$ . Therefore, we have

$$\|\psi_j(\eta + \bar{\eta}_J) - \psi_j(\eta)\| = \left\| \sum_{i=1}^{n_j} \frac{\partial}{\partial \eta} \psi_{ji}(\eta_m) \cdot \bar{\eta}_J \right\| \leq \sum_{i=1}^{n_j} \left\| \frac{\partial}{\partial \eta} \psi'_{ji}(\eta_m) \right\| \cdot \|\bar{\eta}_J\| \quad (40)$$

where  $\eta_m = (q_m, \theta_m^\top)^\top$  is the intermediate value between  $\eta$  and  $\eta + \bar{\eta}_J$  that satisfies the mean value theorem condition on  $\psi_{ji}$ ; i.e.

$$\psi_{ji}(\eta + \bar{\eta}_J) = \psi_{ji}(\eta) + \frac{\partial}{\partial \eta} \psi_{ji}(\eta_m) \cdot \bar{\eta}_J$$

We first consider the case of  $\eta_m \in \mathcal{E}'$ . Then,  $\{\partial \psi_{ji}(\eta_m) / \partial \eta\} \cdot \bar{\eta}_J$  for  $\eta_m \in \mathcal{E}'$  is given by

$$\frac{\partial}{\partial \eta} \psi_{ji}(\eta_m) \cdot \bar{\eta}_J = \begin{bmatrix} \mathbf{X}_{ji} \mathbf{X}_{ji}^\top & 0 \\ -\frac{1-2c}{2h} \mathbf{X}_{ji}^\top & \frac{1-2c}{2h} \end{bmatrix} \begin{bmatrix} \bar{\theta} \\ \bar{q} \end{bmatrix} = \begin{bmatrix} \mathbf{X}_{ji} \mathbf{X}_{ji}^\top \bar{\theta} \\ \frac{1-2c}{2h} \bar{q} - \frac{1-2c}{2h} \mathbf{X}_{ji}^\top \bar{\theta} \end{bmatrix} \quad (41)$$

Non-empty  $\mathcal{E}'$  implies  $e_{ji} = 0$  for all  $ji$ . Also, based on the definition of  $\mathcal{E}'$ , we obtain  $\mathbf{X}_{ji}^\top \theta_m + e_{ji} - q_m = \mathbf{X}_{ji}^\top \theta_m - q_m = 0$ . Also, since  $\eta_m$  is the internal division point of  $\eta + \bar{\eta}_J$  and  $\eta$ , we obtain  $q - q_m = -k\bar{q}$  and  $q + \bar{q} - q_m = (1-k)\bar{q}$ . Similarly, we obtain  $\theta - \theta_m = -k\bar{\theta}$  and  $\theta + \bar{\theta} - \theta_m = (1-k)\bar{\theta}$ . Therefore, we have  $q + k\bar{q} = q_m = \mathbf{X}_{ji}^\top \theta_m = \mathbf{X}_{ji}^\top \theta + k\mathbf{X}_{ji}^\top \bar{\theta}$  and, as a result,  $\mathbf{X}_{ji}^\top \theta - q = -k(\mathbf{X}_{ji}^\top \bar{\theta} - \bar{q})$ . Therefore, we get

$$\begin{aligned} \psi_{ji}(\eta + \bar{\eta}_J) - \psi_{ji}(\eta) &= \begin{bmatrix} \mathbf{X}_{ji} \mathbf{X}_{ji}^\top \bar{\theta} \\ \mathcal{I}_{c,h}(\mathbf{X}_{ji}^\top \theta - q) - \mathcal{I}_{c,h}\{\mathbf{X}_{ji}^\top(\theta + \bar{\theta}) - q - \bar{q}\} \end{bmatrix} \\ &= \begin{bmatrix} \mathbf{X}_{ji} \mathbf{X}_{ji}^\top \bar{\theta} \\ \mathcal{I}_{c,h}\{-k(\mathbf{X}_{ji}^\top \bar{\theta} - \bar{q})\} - \mathcal{I}_{c,h}\{(1-k)(\mathbf{X}_{ji}^\top \bar{\theta} - \bar{q})\} \end{bmatrix} \end{aligned} \quad (42)$$

Since (41) and (42) are equivalent, this implies that  $|(1-k)(\mathbf{X}_{ji}^\top \bar{\theta} - \bar{q})| \leq h$  and  $|k(\mathbf{X}_{ji}^\top \bar{\theta} - \bar{q})| \leq h$ .



Thus, we obtain  $|\mathbf{X}_{ji}^\top \bar{\theta} - \bar{q}| = |\mathbf{X}_{ji}^\top \bar{\theta} - \bar{q} + e_{ji}| \leq 2h$ ; note that the equality holds because  $\eta_m \in \mathcal{E}'$  implies  $e_{ji} = 0$  for all  $ji$ . Consequently,  $\eta_m \in \mathcal{E}'$  implies  $|\mathbf{X}_{ji}^\top \bar{\theta} - \bar{q} + e_{ji}| \leq 2h$  where  $\bar{\eta}_J$  is assumed to belong in  $\mathcal{E}^\circ \setminus \mathcal{E}'$ ; i.e.

$$\mathbb{1}\{\eta_m \in \mathcal{E}'\} \leq \mathbb{1}\{|\mathbf{X}_{ji}^\top \bar{\theta} + e_{ji} - \bar{q}| \leq 2h, \bar{\eta}_J \in \mathcal{E}^\circ \setminus \mathcal{E}'\} \quad (43)$$

We separate the case  $\{\eta_m \in \mathcal{E}^\circ\}$  into three following cases:  $\{\eta_m \in \mathcal{E}'\}$ ,  $\{\eta_m \in \mathcal{E}^\circ \setminus \mathcal{E}'\} \cap \{|\mathbf{X}_{ji}^\top \theta_m + e_{ji} - q_m| \leq 2h\}$ , and  $\{\eta_m \in \mathcal{E}^\circ \setminus \mathcal{E}'\} \cap \{|\mathbf{X}_{ji}^\top \theta_m + e_{ji} - q_m| > 2h\}$ . We find that

$$\begin{aligned} & \frac{1}{J} \sum_{j=1}^J \|\psi_j(\eta + \bar{\eta}_J) - \psi_j(\eta)\| \\ & \leq \frac{1}{J} \sum_{j=1}^J \sum_{i=1}^{n_j} \|\psi'_{ji}(\eta_m)\| \cdot \|\bar{\eta}_J\| \cdot \mathbb{1}(\eta_m \in \mathcal{E}') + \frac{1}{J} \sum_{j=1}^J \sum_{i=1}^{n_j} \|\psi'_{ji}(\eta_m)\| \cdot \|\bar{\eta}_J\| \cdot \mathbb{1}(\eta_m \in \mathcal{E}^\circ \setminus \mathcal{E}') \\ & \leq \frac{1}{J} \sum_{j=1}^J \sum_{i=1}^{n_j} \|\psi'_{ji}(\eta_m)\| \cdot \|\bar{\eta}_J\| \cdot \mathbb{1}\{|\mathbf{X}_{ji}^\top \bar{\theta} + e_{ji} - \bar{q}| \leq 2h, \bar{\eta}_J \in \mathcal{E}^\circ \setminus \mathcal{E}'\} \\ & \quad + \frac{1}{J} \sum_{j=1}^J \sum_{i=1}^{n_j} \|\psi'_{ji}(\eta_m)\| \cdot \|\bar{\eta}_J\| \cdot \mathbb{1}\{|\mathbf{X}_{ji}^\top \theta_m + e_{ji} - q_m| \leq 2h, \eta_m \in \mathcal{E}^\circ \setminus \mathcal{E}'\} \\ & \quad + \frac{1}{J} \sum_{j=1}^J \sum_{i=1}^{n_j} \|\psi'_{ji}(\eta_m)\| \cdot \|\bar{\eta}_J\| \cdot \mathbb{1}\{|\mathbf{X}_{ji}^\top \theta_m + e_{ji} - q_m| > 2h, \eta_m \in \mathcal{E}^\circ \setminus \mathcal{E}'\} \quad (44) \end{aligned}$$

The first inequality is from (40). The second inequality is from (43).

Note that we have the following result for  $\eta$  satisfying  $|\mathbf{X}_{ji}^\top \theta + e_{ji} - q| \leq 2h$  from the straightforward calculation involving  $\psi'_{ji}(\eta)$  in (39).

$$\begin{aligned} & \|\psi'_{ji}(\eta)\| \\ & \leq (p+1) \max \left\{ \frac{1-2c}{2h}, \frac{1-2c}{2h} (K \log J), (K \log J)^2 \right\} = O(J \vee J(\log J) \vee (\log J)^2) = O(J(\log J)) \end{aligned} \quad (45)$$

Here  $p = \dim(\mathbf{X}_{ji})$ . Moreover, from condition (GC7) (which is proven later), we obtain

$$\sup_{\eta \in \mathcal{E}^\circ \setminus \mathcal{E}'} \frac{1}{J} \sum_{j=1}^J \sum_{i=1}^{n_j} \mathbb{1}\{|\mathbf{X}_{ji}^\top \theta + e_{ji} - q| \leq 2h\} = O(h) = O(J^{-1}) \quad (46)$$

Thus, the first term of (44) is bounded above by

$$\begin{aligned}
& \frac{1}{J} \sum_{j=1}^J \sum_{i=1}^{n_j} \left\| \psi'_{ji}(\eta_m) \right\| \cdot \|\bar{\eta}_J\| \cdot \mathbb{1}\{|\mathbf{X}_{ji}^\top \bar{\theta} + e_{ji} - \bar{q}| \leq 2h, \bar{\eta}_J \in \mathcal{E}^\circ \setminus \mathcal{E}'\} \\
& \leq (p+1) \max \left\{ \frac{1-2c}{2h}, \frac{1-2c}{2h} (K \log J), (K \log J)^2 \right\} \cdot \|\bar{\eta}_J\| \cdot \left[ \sup_{\eta \in \mathcal{E}^\circ \setminus \mathcal{E}'} \frac{1}{J} \sum_{j=1}^J \sum_{i=1}^{n_j} \mathbb{1}\{|\mathbf{X}_{ji}^\top \theta + e_{ji} - q| \leq 2h\} \right] \\
& = O(J(\log J)) \cdot O(J^{-1/2}) \cdot O(J^{-1}) \\
& = O(J^{-1/2}(\log J))
\end{aligned}$$

The inequality in the second line is from (45). The asymptotic representation in the third line is from (46). Similarly, the second term of (44) is bounded above by

$$\begin{aligned}
& \frac{1}{J} \sum_{j=1}^J \sum_{i=1}^{n_j} \left\| \psi'_{ji}(\eta_m) \right\| \cdot \|\bar{\eta}_J\| \cdot \mathbb{1}\{|\mathbf{X}_{ji}^\top \theta_m + e_{ji} - q_m| \leq 2h, \eta_m \in \mathcal{E}^\circ \setminus \mathcal{E}'\} \\
& \leq (p+1) \max \left\{ \frac{1-2c}{2h}, \frac{1-2c}{2h} (K \log J), (K \log J)^2 \right\} \cdot \|\bar{\eta}_J\| \cdot \sup_{\eta \in \mathcal{E}^\circ \setminus \mathcal{E}'} \frac{1}{J} \sum_{j=1}^J \sum_{i=1}^{n_j} \mathbb{1}\{|\mathbf{X}_{ji}^\top \theta + e_{ji} - q| \leq 2h\} \\
& = O(J(\log J)) \cdot O(J^{-1/2}) \cdot O(J^{-1}) \\
& = O(J^{-1/2}(\log J))
\end{aligned}$$

If  $|\mathbf{X}_{ji}^\top \theta_m + e_{ji} - q_m| > 2h$ , we have

$$\begin{aligned}
& \left\| \psi'_{ji}(\eta_m) \right\| \tag{47} \\
& \leq (p+1) \max \left\{ \frac{1-2c}{2h} \exp \left( -\frac{1-2c}{2c} \right), \frac{1-2c}{2h} \exp \left( -\frac{1-2c}{2c} \right) (K \log J), (K \log J)^2 \right\} \\
& = O \left( J \exp(-\log J) \vee J \exp(-\log J) (\log J) \vee (\log J)^2 \right) = O((\log J)^2)
\end{aligned}$$

Hence, the last term of (44) is bounded above by

$$\begin{aligned}
& \frac{1}{J} \sum_{j=1}^J \sum_{i=1}^{n_j} \left\| \psi'_{ji}(\eta_m) \right\| \cdot \|\bar{\eta}_J\| \cdot \mathbb{1}\{|\mathbf{X}_{ji}^\top \theta_m + e_{ji} - q_m| > 2h, \eta_m \in \mathcal{E}^\circ \setminus \mathcal{E}'\} \\
& \leq (p+1) \max \left\{ \frac{1-2c}{2h} \exp\left(-\frac{1-2c}{2c}\right), \frac{1-2c}{2h} \exp\left(-\frac{1-2c}{2c}\right) (K \log J), (K \log J)^2 \right\} \\
& \quad \times \|\bar{\eta}_J\| \cdot \sup_{\eta \in \mathcal{E}^\circ \setminus \mathcal{E}'} \frac{1}{J} \sum_{j=1}^J \sum_{i=1}^{n_j} \mathbb{1}\{|\mathbf{X}_{ji}^\top \theta + e_{ji} - q| > 2h\} \\
& = O((\log J)^2) \cdot O(J^{-1/2}) \cdot O(1 - J^{-1}) \\
& = O(J^{-1/2} (\log J)^2)
\end{aligned}$$

The result is from (46) and (47).

Combining the above results with (44), we obtain the convergence to zero as  $J \rightarrow \infty$ .

$$\frac{1}{J} \sum_{j=1}^J \left\| \psi_j(\eta + \bar{\eta}_J) - \psi_j(\eta) \right\| \leq O(J^{-1/2} (\log J)^2)$$

The result holds for any  $\eta \in \mathcal{E}^\circ$ . Thus, this concludes condition (GC5) under (EE1) with  $v_2 = 2$ .

$$\sup_{\eta \in \mathcal{E}^\circ} \frac{1}{J} \sum_{j=1}^J \left\| \psi_j(\eta + \bar{\eta}_J) - \psi_j(\eta) \right\| = O(J^{-1/2} (\log J)^2)$$

#### C.4.4 Proof of Condition (GC5) under (EE2)

If  $\bar{\eta}_J = 0$ , condition (GC5) trivially holds. Therefore, we consider non-zero  $\bar{\eta}_J$ .

We consider the derivative of  $\psi_j(\eta)$ .

$$\begin{aligned}
\frac{\partial}{\partial \eta} \psi_j(\eta) &= \sum_{i=1}^{n_j} \psi'_{ji}(\eta) \quad , \\
\psi'_{ji}(\eta) &= \begin{bmatrix} f_{ji}(\theta) \{1 - f_{ji}(\theta)\} \mathbf{X}_{ji} \mathbf{X}_{ji}^\top + \lambda I_p & 0 \\ -\mathcal{I}'_{c,h}(f_{ji}(\theta) + e_{ji} - q) f_{ji}(\theta) \{1 - f_{ji}(\theta)\} \mathbf{X}_{ji}^\top & \mathcal{I}'_{c,h}(f_{ji}(\theta) + e_{ji} - q) \end{bmatrix} \quad (48)
\end{aligned}$$

where  $f_{ji}(\theta) = \{1 + \exp(-\mathbf{X}_{ji}^\top \theta)\}^{-1}$ ; the notation emphasizes that the learner  $f_\theta$  is a function of  $\theta$ .

Note that  $\partial\psi_j(\eta)/\partial\eta$  is continuous function for any  $\eta$ . Therefore, we have

$$\|\psi_j(\eta + \bar{\eta}_J) - \psi_j(\eta)\| = \left\| \sum_{i=1}^{n_j} \frac{\partial}{\partial\eta} \psi_{ji}(\eta_m) \cdot \bar{\eta}_J \right\| \leq \sum_{i=1}^{n_j} \left\| \frac{\partial}{\partial\eta} \psi'_{ji}(\eta_m) \right\| \cdot \|\bar{\eta}_J\| \quad (49)$$

where  $\eta_m = (q_m, \theta_m^\top)^\top$  is the intermediate value between  $\eta$  and  $\eta + \bar{\eta}_J$  that satisfies the mean value theorem condition on  $\psi_{ji}$ ; i.e.

$$\psi_{ji}(\eta + \bar{\eta}_J) = \psi_{ji}(\eta) + \frac{\partial}{\partial\eta} \psi_{ji}(\eta_m) \cdot \bar{\eta}_J$$

Similar to (EE1) case, we first consider the case when  $\eta_m \in \mathcal{E}'$ , which implies that  $e_{ji} = 0$  and  $f_{ji}(\theta_m) + e_{ji} - q_m = 0$ . Then,  $\{\partial\psi_{ji}(\eta_m)/\partial\eta\} \cdot \bar{\eta}_J$  is given by

$$\frac{\partial}{\partial\eta} \psi_{ji}(\eta_m) \cdot \bar{\eta}_J = \begin{bmatrix} \frac{\mathbf{X}_{ji}\mathbf{X}_{ji}^\top}{4} + \lambda I_p & 0 \\ -\frac{1-2c}{8h} \mathbf{X}_{ji}^\top & \frac{1-2c}{2h} \end{bmatrix} \begin{bmatrix} \bar{\theta} \\ \bar{q} \end{bmatrix} = \begin{bmatrix} \left(\frac{\mathbf{X}_{ji}\mathbf{X}_{ji}^\top}{4} + \lambda I_p\right) \bar{\theta} \\ \frac{1-2c}{2h} \bar{q} - \frac{1-2c}{8h} \mathbf{X}_{ji}^\top \bar{\theta} \end{bmatrix} \quad (50)$$

Under non-empty  $\mathcal{E}'$  and  $e_{ji} = 0$ ,  $\psi_{ji}(\eta + \bar{\eta}_J)$  and  $\psi_{ji}(\eta)$  reduces to

$$\psi_{ji}(\eta + \bar{\eta}_J) = \begin{bmatrix} \{f_{ji}(\theta + \bar{\theta}) - \text{NT}_{ji}\} \mathbf{X}_{ji} + \lambda(\theta + \bar{\theta}) \\ \text{NT}_{ji} - \mathcal{I}_{c,h}(f_{ji}(\theta + \bar{\theta}) - q - \bar{q}) \end{bmatrix}, \quad \psi_{ji}(\eta) = \begin{bmatrix} \{f_{ji}(\theta) - \text{NT}_{ji}\} \mathbf{X}_{ji} + \lambda\theta \\ \text{NT}_{ji} - \mathcal{I}_{c,h}(f_{ji}(\theta) - q) \end{bmatrix}$$

Therefore, we get

$$\psi_{ji}(\eta + \bar{\eta}_J) - \psi_{ji}(\eta) = \begin{bmatrix} \{f_{ji}(\theta + \bar{\theta}) - f_{ji}(\theta)\} \mathbf{X}_{ji} + \lambda\bar{\theta} \\ \mathcal{I}_{c,h}(f_{ji}(\theta) - q) - \mathcal{I}_{c,h}(f_{ji}(\theta + \bar{\theta}) - q - \bar{q}) \end{bmatrix} \quad (51)$$

The identity of the first block of (50) and (51) reduces the following equation.

$$\frac{\mathbf{X}_{ji}^\top \bar{\theta}}{4} = f_{ji}(\theta + \bar{\theta}) - f_{ji}(\theta) = \frac{\exp(\mathbf{X}_{ji}^\top \theta + \mathbf{X}_{ji}^\top \bar{\theta})}{1 + \exp(\mathbf{X}_{ji}^\top \theta + \mathbf{X}_{ji}^\top \bar{\theta})} - \frac{\exp(\mathbf{X}_{ji}^\top \theta)}{1 + \exp(\mathbf{X}_{ji}^\top \theta)}$$

For any  $\theta$ , the solution is  $\mathbf{X}_{ji}^\top \bar{\theta} = 0$ . This implies that  $\bar{\theta} = 0$ ,  $\theta_m = \theta = \theta + \bar{\theta}$ , and  $q_m = \{1 + \exp(\mathbf{X}_{ji}^\top \theta_m)\}^{-1} = 1/2$  because  $\eta_m \in \mathcal{E}'$ ; i.e.  $f_{ji}(\theta_m) + e_{ji} = f_{ji}(\theta_m) = q_m$ . Furthermore, we have  $q - q_m = q - 1/2 = -k\bar{q}$  and  $q + \bar{q} - q_m = q + \bar{q} - 1/2 = (1 - k)\bar{q}$ . Hence, the identity of the

first block of (50) and (51) reduces to the following equation.

$$\frac{1-2c}{2h}\bar{q} = \mathcal{I}_{c,h}(f_{ji}(\theta) - q) - \mathcal{I}_{c,h}(f_{ji}(\theta + \bar{\theta}) - q - \bar{q}) = \mathcal{I}_{c,h}(f_{ji}(\theta) - q) - \mathcal{I}_{c,h}(f_{ji}(\theta) - q - \bar{q})$$

This implies that  $|f_{ji}(\theta) - q| \leq h$  and  $|f_{ji}(\theta) - q - \bar{q}| \leq h$  leading  $|\bar{q}| \leq 2h$ . Moreover,  $\bar{q}$  is non-zero because  $0 < \|\bar{\eta}\| \leq |\bar{q}| + \|\bar{\theta}\| = |\bar{q}|$ . Therefore, we obtain

$$|\bar{q}| = \left| f_{ji}(\bar{\theta}) + e_{ji} - \frac{1}{2} - \bar{q} \right| \leq 2h$$

Note that  $f_{ji}(\bar{\theta}) = 1/2$  and  $e_{ji} = 0$ . Also,  $(1/2 + \bar{q}, \bar{\theta}^\top)^\top = (1/2 + \bar{q}, 0^\top)^\top$  does not belong to  $\mathcal{E}'$  because of the positivity of  $\bar{q}$ . Consequently,  $\eta_m \in \mathcal{E}'$  implies  $|f_{ji}(\bar{\theta}) + e_{ji} - 1/2 - \bar{q}| \leq 2h$  where  $\bar{\eta}_J$  is assumed to satisfy  $(1/2 + \bar{q}, 0^\top)^\top \in \mathcal{E}^\circ \setminus \mathcal{E}'$ ; i.e.

$$\mathbb{1}\{\eta_m \in \mathcal{E}'\} \leq \mathbb{1}\left\{ \left| f_{ji}(\bar{\theta}) + e_{ji} - \frac{1}{2} - \bar{q} \right| \leq 2h, \left( \frac{1}{2} + \bar{q}, \bar{\theta}^\top \right)^\top \in \mathcal{E}^\circ \setminus \mathcal{E}' \right\} \quad (52)$$

We separate the case  $\{\eta_m \in \mathcal{E}^\circ\}$  into  $\{\eta_m \in \mathcal{E}'\}$ ,  $\{\eta_m \in \mathcal{E}^\circ \setminus \mathcal{E}'\} \cap \{|\mathbf{X}_{ji}^\top \theta_m + e_{ji} - q_m| \leq 2h\}$ , and  $\{\eta_m \in \mathcal{E}^\circ \setminus \mathcal{E}'\} \cap \{|\mathbf{X}_{ji}^\top \theta_m + e_{ji} - q_m| > 2h\}$  cases. We find that

$$\begin{aligned} & \frac{1}{J} \sum_{j=1}^J \|\psi_j(\eta + \bar{\eta}_J) - \psi_j(\eta)\| \\ & \leq \frac{1}{J} \sum_{j=1}^J \sum_{i=1}^{n_j} \|\psi'_{ji}(\eta_m)\| \cdot \|\bar{\eta}_J\| \cdot \mathbb{1}\{\eta_m \in \mathcal{E}'\} + \frac{1}{J} \sum_{j=1}^J \sum_{i=1}^{n_j} \|\psi'_{ji}(\eta_m)\| \cdot \|\bar{\eta}_J\| \cdot \mathbb{1}\{\eta_m \in \mathcal{E}^\circ \setminus \mathcal{E}'\} \\ & \leq \frac{1}{J} \sum_{j=1}^J \sum_{i=1}^{n_j} \|\psi'_{ji}(\eta_m)\| \cdot \|\bar{\eta}_J\| \cdot \mathbb{1}\left\{ \left| f_{ji}(\bar{\theta}) + e_{ji} - \frac{1}{2} - \bar{q} \right| \leq 2h, \left( \frac{1}{2} + \bar{q}, \bar{\theta}^\top \right)^\top \in \mathcal{E}^\circ \setminus \mathcal{E}' \right\} \\ & \quad + \frac{1}{J} \sum_{j=1}^J \sum_{i=1}^{n_j} \|\psi'_{ji}(\eta_m)\| \cdot \|\bar{\eta}_J\| \cdot \mathbb{1}\{|f_{ji}(\theta_m) + e_{ji} - q_m| \leq 2h, \eta_m \in \mathcal{E}^\circ \setminus \mathcal{E}'\} \\ & \quad + \frac{1}{J} \sum_{j=1}^J \sum_{i=1}^{n_j} \|\psi'_{ji}(\eta_m)\| \cdot \|\bar{\eta}_J\| \cdot \mathbb{1}\{|f_{ji}(\theta_m) + e_{ji} - q_m| > 2h, \eta_m \in \mathcal{E}^\circ \setminus \mathcal{E}'\} \end{aligned} \quad (53)$$

The first inequality is from (49). The second inequality is from (52).

Note that we have the following result for  $\eta$  satisfying  $|\mathbf{X}_{ji}^\top \theta + e_{ji} - q| \leq 2h$  from the straight-

forward calculation involving  $\psi'_{ji}(\eta)$  in (48).

$$\begin{aligned} & \left\| \psi'_{ji}(\eta) \right\| \\ & \leq (p+1) \max \left\{ \frac{1-2c}{2h}, \frac{1-2c}{2h} \frac{K(\log J)}{4}, \frac{K^2(\log J)^2}{4} + \lambda \right\} = O(J \vee J(\log J) \vee (\log J)^2) = O(J(\log J)) \end{aligned} \quad (54)$$

Moreover, from condition (GC7) (which is proven later), we obtain

$$\sup_{\eta \in \mathcal{E}^\circ \setminus \mathcal{E}'} \frac{1}{J} \sum_{j=1}^J \sum_{i=1}^{n_j} \mathbb{1}\{|\mathbf{X}_{ji}^\top \theta + e_{ji} - q| \leq 2h\} = O(h) = O(J^{-1}) \quad (55)$$

Thus, the first term of (53) is bounded above by

$$\begin{aligned} & \frac{1}{J} \sum_{j=1}^J \sum_{i=1}^{n_j} \left\| \psi'_{ji}(0) \right\| \cdot \|\bar{\eta}_J\| \cdot \mathbb{1}\left\{ \left| f_{ji}(\bar{\theta}) - \frac{1}{2} - \bar{q} \right| \leq 2h, \left( \frac{1}{2} + \bar{q}, \bar{\theta}^\top \right)^\top \in \mathcal{E}^\circ \setminus \mathcal{E}' \right\} \\ & \leq (p+1) \max \left\{ \frac{1-2c}{2h}, \frac{1-2c}{2h} \frac{K \log J}{4}, \frac{(K \log J)^2}{4} + \lambda \right\} \cdot \|\bar{\eta}_J\| \cdot \sup_{\eta \in \mathcal{E}^\circ \setminus \mathcal{E}'} \frac{1}{J} \sum_{j=1}^J \sum_{i=1}^{n_j} \mathbb{1}\{|f_\theta(\mathbf{X}_{ji}) + e_{ji} - q| \leq 2h\} \\ & = O(J(\log J)) \cdot O(J^{-1/2}) \cdot O(J^{-1}) \\ & = O(J^{-1/2}(\log J)) \end{aligned}$$

The inequality in the second line is from (54). The asymptotic representation in the third line is from (55). Similarly, the second term of (53) is bounded above by

$$\begin{aligned} & \frac{1}{J} \sum_{j=1}^J \sum_{i=1}^{n_j} \left\| \psi'_{ji}(\eta_m) \right\| \cdot \|\bar{\eta}_J\| \cdot \mathbb{1}\{|f_{ji}(\theta_m) + e_{ji} - q_m| \leq 2h, \eta_m \in \mathcal{E}^\circ \setminus \mathcal{E}'\} \\ & \leq (p+1) \max \left\{ \frac{1-2c}{2h}, \frac{1-2c}{2h} \frac{K \log J}{4}, \frac{(K \log J)^2}{4} + \lambda \right\} \cdot \|\bar{\eta}_J\| \cdot \sup_{\eta \in \mathcal{E}^\circ \setminus \mathcal{E}'} \frac{1}{J} \sum_{j=1}^J \sum_{i=1}^{n_j} \mathbb{1}\{|f_\theta(\mathbf{X}_{ji}) + e_{ji} - q| \leq 2h\} \\ & = O(J(\log J)) \cdot O(J^{-1/2}) \cdot O(J^{-1}) \\ & = O(J^{-1/2}(\log J)) \end{aligned}$$

If  $|f_{ji}(\theta_m) + e_{ji} - q_m| > 2h$ , we have

$$\begin{aligned}
\|\psi'_{ji}(\eta_m)\| &\leq (p+1) \max \left\{ \frac{1-2c}{2h} \exp\left(-\frac{1-2c}{2c}\right), \frac{1-2c}{2h} \exp\left(-\frac{1-2c}{2c}\right) \frac{K \log J}{4}, \frac{(K \log J)^2}{4} + \lambda \right\} \\
&= O\left(J \exp(-\log J) \vee J \exp(-\log J) (\log J) \vee (\log J)^2\right) \\
&= O((\log J)^2)
\end{aligned} \tag{56}$$

Hence, the last term of (53) is bounded above by

$$\begin{aligned}
&\frac{1}{J} \sum_{j=1}^J \sum_{i=1}^{n_j} \|\psi'_{ji}(\eta_m)\| \cdot \|\bar{\eta}_J\| \cdot \mathbb{1}\{|f_{ji}(\theta_m) + e_{ji} - q_m| > 2h, \eta_m \in \mathcal{E}^\circ \setminus \mathcal{E}'\} \\
&\leq (p+1) \max \left\{ \frac{1-2c}{2h} \exp\left(-\frac{1-2c}{2c}\right), \frac{1-2c}{2h} \exp\left(-\frac{1-2c}{2c}\right) \frac{K \log J}{4}, \frac{(K \log J)^2}{4} + \lambda \right\} \\
&\quad \times \sup_{\eta \in \mathcal{E}^\circ \setminus \mathcal{E}'} \frac{1}{J} \sum_{j=1}^J \sum_{i=1}^{n_j} \mathbb{1}\{|f_\theta(\mathbf{X}_{ji}) + e_{ji} - q| > 2h\} \\
&= O((\log J)^2) \cdot O(J^{-1/2}) \cdot O(1 - J^{-1}) \\
&= O(J^{-1/2} (\log J)^2)
\end{aligned}$$

The result is from (55) and (56).

Combining the above results with (53), we obtain the convergence to zero as  $J \rightarrow \infty$ .

$$\frac{1}{J} \sum_{j=1}^J \|\psi_j(\eta + \bar{\eta}_J) - \psi_j(\eta)\| \leq O(J^{-1/2} (\log J)^2)$$

The result holds for any  $\eta \in \mathcal{E}^\circ$ . Thus, this concludes condition (GC5) under (EE2) with  $v_2 = 2$ .

$$\sup_{\eta \in \mathcal{E}^\circ} \frac{1}{J} \sum_{j=1}^J \|\psi_j(\eta + \bar{\eta}_J) - \psi_j(\eta)\| = O(J^{-1/2} (\log J)^2)$$

#### C.4.5 Proof of (GC6) under (EE1)

We define  $\Phi(\eta)$  as follows.

$$\Phi(\eta) = \|\Psi(\eta)\|^2 = \underbrace{\frac{1}{J^2} \left\| \sum_{j=1}^J \sum_{i=1}^{n_j} (\mathbf{X}_{ji}^\top \theta - \text{NT}_{ji}) \mathbf{X}_{ji} \right\|^2}_{\Phi_1(\theta)} + \underbrace{\frac{1}{J^2} \left[ \sum_{j=1}^J \sum_{i=1}^{n_j} \left\{ \text{NT}_{ji} - \mathcal{I}_{c,h}(\mathbf{X}_{ji}^\top \theta + e_{ji} - q) \right\} \right]^2}_{\Phi_2(\theta, q)}$$

We define two disjoint sets  $E_1$  and  $E_2$  as follows

$$E_1 = \left\{ \eta \mid \|\theta - \theta^*\| \geq \frac{\epsilon}{10(K \log J + 1)}, \|\eta - \eta^*\| = \epsilon \right\}, \quad E_2 = \left\{ \eta \mid \|\theta - \theta^*\| < \frac{\epsilon}{10(K \log J + 1)}, \|\eta - \eta^*\| = \epsilon \right\} \quad (57)$$

where  $K$  is a constant satisfying  $\|\mathbf{X}_{ji}\|/\log J \leq K$ . Note that  $\{\eta \mid \|\eta - \eta^*\| = \epsilon\} = E_1 \cup E_2$ .

We split the cases of  $\eta \in E_1$  and  $\eta \in E_2$ . If  $\eta \in E_1$ , we find that  $\Phi_1(\theta)$  lower bounded by a constant.

$$\begin{aligned} \Phi_1(\theta) &= \frac{1}{J^2} \left\| \sum_{j=1}^J \sum_{i=1}^{n_j} \mathbf{X}_{ji} \mathbf{X}_{ji}^\top (\theta - \theta^*) \right\|^2 \\ &= (\theta - \theta^*)^\top \left( \frac{1}{J} \sum_{j=1}^J \sum_{i=1}^{n_j} \mathbf{X}_{ji} \mathbf{X}_{ji}^\top \right) (\theta - \theta^*) \\ &\geq \frac{\epsilon^2}{100(K \log J + 1)^2} \sigma_{\min}^2 \left( \frac{1}{N} \sum_{j=1}^J \sum_{i=1}^{n_j} \mathbf{X}_{ji} \mathbf{X}_{ji}^\top \right) \\ &= M'(J, \epsilon) \{1 + o(1)\} \end{aligned} \quad (58)$$

The first equality is from  $\sum_j \sum_i \mathbf{X}_{ji} \text{NT}_{ji} = \sum_j \sum_i \mathbf{X}_{ji} \mathbf{X}_{ji}^\top \theta^*$ . The second equality is from the definition of the norm of a vector. The inequality is from  $\|\theta - \theta^*\| \geq \epsilon/\{10(K \log J + 1)\}$  where  $\sigma_{\min}(A)$  is the minimum of the singular value of a matrix  $A$ . From condition (iii) of Assumption 4.1,  $\sigma_{\min}^2(N^{-1} \sum_{j,i} \mathbf{X}_{ji} \mathbf{X}_{ji}^\top)$  is strictly positive for all  $J$ . Thus, we have the asymptotic result with some  $M'(J, \epsilon) = O(J^{-2r}(\log J)^{-2})$ .

Next we consider the case of  $\eta \in E_2$ . From (37) in the proof of (GC4), we find

$$\left| f_\theta(\mathbf{X}_{ji}) - f_{\theta^*}(\mathbf{X}_{ji}) \right| \leq K \log J \|\theta - \theta^*\| \quad (59)$$



Thus, from the monotonicity of  $\mathcal{I}_{c,h}$  and  $\tilde{f}_\theta(\mathbf{X}_{ji}) = f_\theta(\mathbf{X}_{ji}) + e_{ji}$ , we observe the following inequality for all individuals.

$$\begin{aligned}\mathcal{I}_{c,h}\left(\mathbf{X}_{ji}^\top \theta^* + e_{ji} - K \log J \|\theta - \theta^*\| - q\right) &\leq \mathcal{I}_{c,h}\left(\mathbf{X}_{ji}^\top \theta + e_{ji} - q\right) \\ &\leq \mathcal{I}_{c,h}\left(\mathbf{X}_{ji}^\top \theta^* + e_{ji} + K \log J \|\theta - \theta^*\| - q\right)\end{aligned}\quad (60)$$

Since  $\|\eta - \eta^*\| = \sqrt{(q - q^*)^2 + \|\theta - \theta^*\|^2} = \epsilon$ , we find that  $q = q^* \pm \sqrt{\epsilon^2 - \|\theta - \theta^*\|^2}$ . First, for  $q = q^* + \sqrt{\epsilon^2 - \|\theta - \theta^*\|^2}$ , we find that  $q \geq q^* + \epsilon - \|\theta - \theta^*\|$ . Thus, the right term in (60) is upper bounded by

$$\mathcal{I}_{c,h}\left(\mathbf{X}_{ji}^\top \theta^* + e_{ji} + K \log J \|\theta - \theta^*\| - q\right) \leq \mathcal{I}_{c,h}\left(\mathbf{X}_{ji}^\top \theta^* + e_{ji} + K \log J \|\theta - \theta^*\| - q^* - \epsilon + \|\theta - \theta^*\|\right)$$

For  $\eta \in E_2$ , we find that  $\|\theta - \theta^*\| < \epsilon / \{10(K \log J + 1)\}$ . Hence, each  $\mathcal{I}_{c,h}(\mathbf{X}_{ji}^\top \theta - q)$  is upper bounded by

$$\mathcal{I}_{c,h}\left(\mathbf{X}_{ji}^\top \theta + e_{ji} - q\right) \leq \mathcal{I}_{c,h}\left(\mathbf{X}_{ji}^\top \theta^* + e_{ji} + K \log J \|\theta - \theta^*\| - q\right) < \mathcal{I}_{c,h}\left(\mathbf{X}_{ji}^\top \theta^* + e_{ji} - q^* - 0.9\epsilon\right)$$

Therefore, for  $\eta \in E_2$ , we find that

$$\begin{aligned}&\frac{1}{J} \sum_{j=1}^J \sum_{i=1}^{n_j} \left\{ \text{NT}_{ji} - \mathcal{I}_{c,h}\left(\mathbf{X}_{ji}^\top \theta + e_{ji} - q\right) \right\} \\ &\geq \frac{1}{J} \sum_{j=1}^J \sum_{i=1}^{n_j} \left\{ \mathcal{I}_{c,h}\left(\mathbf{X}_{ji}^\top \theta^* + e_{ji} - q^*\right) - \mathcal{I}_{c,h}\left(\mathbf{X}_{ji}^\top \theta^* + e_{ji} - q^* - 0.9\epsilon\right) \right\}\end{aligned}\quad (61)$$

We consider a set of individuals  $I_+$  where  $I_+ = \{ji \mid h < \mathbf{X}_{ji}^\top \theta^* + e_{ji} - q^* < 0.9\epsilon - h\}$ . Because of condition (GC8) (which is proven later),  $|I_+| = O(J)C_+(\epsilon) = O(J^{1-r})$  because  $C_+(\epsilon) = \Theta(J^{-r})$ ; i.e.  $I_+$  is asymptotically non-empty. If individual  $ji \in I_+$ , we find that each summand of (61) is lower bounded by a constant related to the parameter  $c$ .

$$\mathcal{I}_{c,h}\left(\mathbf{X}_{ji}^\top \theta^* + e_{ji} - q^*\right) - \mathcal{I}_{c,h}\left(\mathbf{X}_{ji}^\top \theta^* + e_{ji} - q^* - 0.9\epsilon\right) \geq \mathcal{I}_{c,h}(h) - \mathcal{I}_{c,h}(-h) = 1 - 2c$$

If individual  $ji \notin I_+$ , we find that each summand of (61) is lower bounded by zero because of the

monotonicity of  $\mathcal{I}_{c,h}$ .

$$\mathcal{I}_{c,h}\left(\mathbf{X}_{ji}^\top \theta^* + e_{ji} - q^*\right) - \mathcal{I}_{c,h}\left(\mathbf{X}_{ji}^\top \theta^* + e_{ji} - q^* - 0.9\epsilon\right) \geq 0$$

Thus, the left hand side of (61) is lower bounded by a constant as follows.

$$\begin{aligned} & \frac{1}{J} \sum_{j=1}^J \sum_{i=1}^{n_j} \left\{ \text{NT}_{ji} - \mathcal{I}_{c,h}\left(\mathbf{X}_{ji}^\top \theta + e_{ji} - q\right) \right\} \\ & \geq \frac{1}{J} \sum_{ji \in I_+} \left\{ \mathcal{I}_{c,h}\left(\mathbf{X}_{ji}^\top \theta^* + e_{ji} - q^*\right) - \mathcal{I}_{c,h}\left(\mathbf{X}_{ji}^\top \theta^* + e_{ji} - q^* - 0.9\epsilon\right) \right\} \\ & \quad + \frac{1}{J} \sum_{ji \in I_+^c} \left\{ \mathcal{I}_{c,h}\left(\mathbf{X}_{ji}^\top \theta^* + e_{ji} - q^*\right) - \mathcal{I}_{c,h}\left(\mathbf{X}_{ji}^\top \theta^* + e_{ji} - q^* - 0.9\epsilon\right) \right\} \\ & \geq \frac{1}{J} \sum_{ji \in I_+} (1 - 2c) \\ & = (1 - 2c) \frac{1}{J} \sum_{j=1}^J \sum_{i=1}^{n_j} \mathbb{1}\left\{ h < \mathbf{X}_{ji}^\top \theta^* + e_{ji} - q^* < 0.9\epsilon - h \right\} \\ & = \{1 - o(1)\} C_+(\epsilon) \end{aligned}$$

The inequality in the second line is from (61). The inequality in the third line is from the above results. The equality in the fourth line is from the definition of  $I_+$ . The asymptotic representation in the fifth line is from the rate of  $c$  and condition (GC8) where  $C_+(\epsilon) = \Theta(J^{-r})$  is the limit of  $J^{-1} \sum_{j=1}^J \sum_{i=1}^{n_j} \mathbb{1}(h < \mathbf{X}_{ji}^\top \theta^* + e_{ji} - q^* < 0.9\epsilon - h)$  which holds with probability tending to 1.

Similarly, for  $q = q^* - \sqrt{\epsilon^2 - \|\theta - \theta^*\|^2}$ , we find that  $q \leq q^* - \epsilon + \|\theta - \theta^*\|$ . Thus, the left term in (60) is lower bounded by

$$\mathcal{I}_{c,h}\left(\mathbf{X}_{ji}^\top \theta^* + e_{ji} - K \log J \|\theta - \theta^*\| - q\right) \geq \mathcal{I}_{c,h}\left(\mathbf{X}_{ji}^\top \theta^* + e_{ji} - K \log J \|\theta - \theta^*\| - q^* + \epsilon - \|\theta - \theta^*\|\right)$$

For  $\eta \in E_2$ , we find that  $\|\theta - \theta^*\| < \epsilon / \{10(K \log J + 1)\}$ . Hence, each  $\mathcal{I}_{c,h}(\mathbf{X}_{ji}^\top \theta + e_{ji} - q)$  is lower bounded by

$$\mathcal{I}_{c,h}\left(\mathbf{X}_{ji}^\top \theta + e_{ji} - q\right) \geq \mathcal{I}_{c,h}\left(\mathbf{X}_{ji}^\top \theta^* + e_{ji} - K \log J \|\theta - \theta^*\| - q\right) > \mathcal{I}_{c,h}\left(\mathbf{X}_{ji}^\top \theta^* + e_{ji} - q^* + 0.9\epsilon\right)$$

For  $\eta \in E_2$ , we find that

$$\begin{aligned} & \frac{1}{J} \sum_{j=1}^J \sum_{i=1}^{n_j} \left\{ \text{NT}_{ji} - \mathcal{I}_{c,h} \left( \mathbf{X}_{ji}^\top \theta + e_{ji} - q \right) \right\} \\ & \leq \frac{1}{J} \sum_{j=1}^J \sum_{i=1}^{n_j} \left\{ \mathcal{I}_{c,h} \left( \mathbf{X}_{ji}^\top \theta^* + e_{ji} - q^* \right) - \mathcal{I}_{c,h} \left( \mathbf{X}_{ji}^\top \theta^* + e_{ji} - q^* + 0.9\epsilon \right) \right\} \end{aligned} \quad (62)$$

We consider a set of individuals  $I_-$  where  $I_- = \{ji \mid -0.9\epsilon + h < \mathbf{X}_{ji}^\top \theta^* + e_{ji} - q^* < -h\}$ . Because of condition (GC8),  $|I_+| = O(J)C_-(\epsilon) = O(J^{1-r})$  because  $C_-(\epsilon) = \Theta(J^{-r})$ ; i.e.  $I_-$  is asymptotically non-empty. If individual  $ji \in I_-$ , we find that each summand of (62) is upper bounded by a constant related to the parameter  $c$ .

$$\mathcal{I}_{c,h} \left( \mathbf{X}_{ji}^\top \theta^* + e_{ji} - q^* \right) - \mathcal{I}_{c,h} \left( \mathbf{X}_{ji}^\top \theta^* + e_{ji} - q^* + 0.9\epsilon \right) \leq \mathcal{I}_{c,h}(-h) - \mathcal{I}_{c,h}(h) = -1 + 2c$$

If individual  $ji \notin I_-$ , we find that each summand of (62) is upper bounded by zero because of the monotonicity of  $\mathcal{I}_{c,h}$ .

$$\mathcal{I}_{c,h} \left( \mathbf{X}_{ji}^\top \theta^* + e_{ji} - q^* \right) - \mathcal{I}_{c,h} \left( \mathbf{X}_{ji}^\top \theta^* + e_{ji} - q^* + 0.9\epsilon \right) \leq 0$$

Thus, the left hand side of (62) is upper bounded by a constant as follows.

$$\begin{aligned} & \frac{1}{J} \sum_{j=1}^J \sum_{i=1}^{n_j} \left\{ \text{NT}_{ji} - \mathcal{I}_{c,h} \left( \mathbf{X}_{ji}^\top \theta + e_{ji} - q \right) \right\} \\ & \leq \frac{1}{J} \sum_{ji \in I_-} \left\{ \mathcal{I}_{c,h} \left( \mathbf{X}_{ji}^\top \theta^* + e_{ji} - q^* \right) - \mathcal{I}_{c,h} \left( \mathbf{X}_{ji}^\top \theta^* + e_{ji} - q^* + 0.9\epsilon \right) \right\} \\ & \quad + \frac{1}{J} \sum_{ji \in I_-^c} \left\{ \mathcal{I}_{c,h} \left( \mathbf{X}_{ji}^\top \theta^* + e_{ji} - q^* \right) - \mathcal{I}_{c,h} \left( \mathbf{X}_{ji}^\top \theta^* + e_{ji} - q^* + 0.9\epsilon \right) \right\} \\ & \leq \frac{1}{J} \sum_{ji \in I_-} (-1 + 2c) \\ & = (-1 + 2c) \frac{1}{J} \sum_{j=1}^J \sum_{i=1}^{n_j} \mathbb{1} \left\{ -0.9\epsilon + h < \mathbf{X}_{ji}^\top \theta^* + e_{ji} - q^* < -h \right\} \\ & = \{-1 + o(1)\} C_-(\epsilon) \end{aligned}$$

The inequality in the second line is from (62). The inequality in the third line is from the above

results. The equality in the fourth line is from the definition of  $I$ . The asymptotic representation in the fifth line is from the rate of  $c$  and condition (GC8) where  $C_-(\epsilon) = \Theta(J^{-r})$  is the limit of  $\frac{1}{J} \sum_{j=1}^J \sum_{i=1}^{n_j} \mathbb{1}\{-0.9\epsilon + h < \mathbf{X}_{ji}^\top \theta^* + e_{ji} - q^* < -h\}$  which holds with probability tending to 1.

As a result, with probability tending to 1, we obtain a lower bound of  $\Phi_2(\theta, q)$  for  $\eta \in E_2$  as follows.

$$\Phi_2(\theta, q) = \frac{1}{J^2} \left[ \sum_{j=1}^J \sum_{i=1}^{n_j} \left\{ \text{NT}_{ji} - \mathcal{I}_{c,h}(\mathbf{X}_{ji}^\top \theta + e_{ji} - q) \right\} \right]^2 \geq \{1 + o(1)\} \min \left[ C_+(\epsilon)^2, C_-(\epsilon)^2 \right] \quad (63)$$

Combining (58) and (63), we obtain the lower bound of  $\Phi(\eta)$  for all  $\eta \in E_1 \cup E_2$  with probability tending to 1.

$$\begin{aligned} \Phi(\eta) &= \Phi_1(\theta) + \Phi_2(\theta, q) \\ &= \mathbb{1}\{\eta \in E_1\} \left\{ \Phi_1(\theta) + \Phi_2(\theta, q) \right\} + \mathbb{1}\{\eta \in E_2\} \left\{ \Phi_1(\theta) + \Phi_2(\theta, q) \right\} \\ &\geq \mathbb{1}\{\eta \in E_1\} \Phi_1(\theta) + \mathbb{1}\{\eta \in E_2\} \Phi_2(\theta, q) \\ &\geq \{1 + o(1)\} \min \left[ M'(J, \epsilon), C_+(\epsilon)^2, C_-(\epsilon)^2 \right] \end{aligned}$$

Note that  $M'(J, \epsilon) \times J^{2r}(\log J)^2$  converges to a finite constant while  $C_+(\epsilon)^2 \times J^{2r}(\log J)^2$  and  $C_-(\epsilon)^2 \times J^{2r}(\log J)^2$  diverges. This concludes (GC6) under (EE1) with  $v_3 = 1$ .

#### C.4.6 Proof of (GC6) under (EE2)

We define

$$\begin{aligned} \Phi(\eta) &= \|\Psi(\eta)\|^2 \\ &= \underbrace{\frac{1}{J^2} \left\| \sum_{j=1}^J \sum_{i=1}^{n_j} \left\{ \left( f_\theta(\mathbf{X}_{ji}) - \text{NT}_{ji} \right) \mathbf{X}_{ji} + \lambda \theta \right\} \right\|^2}_{\Phi_1(\theta)} + \underbrace{\frac{1}{J^2} \left[ \sum_{j=1}^J \sum_{i=1}^{n_j} \left\{ \text{NT}_{ji} - \mathcal{I}_{c,h}(f_\theta(\mathbf{X}_{ji}) + e_{ji} - q) \right\} \right]^2}_{\Phi_2(\theta, q)} \end{aligned}$$

where  $f_\theta(\mathbf{X}_{ji}) = \{1 + \exp(-\mathbf{X}_{ji}^\top \theta)\}^{-1}$ . We again define disjoint sets  $E_1$  and  $E_2$  as in (57) with the same  $K$ .

We split the cases of  $\eta \in E_1$  and  $\eta \in E_2$ . First, we consider the case of  $\eta \in E_1$ . Since  $L(\text{NT}_{ji}, f_\theta(\mathbf{X}_{ji}))$  is  $\lambda$ -strongly convex,  $\sum_{ji} L(\text{NT}_{ji}, f_\theta(\mathbf{X}_{ji}))$  is  $(J\lambda)$ -strongly convex. Therefore,

we have

$$\begin{aligned}
\Phi_1(\theta) &= \frac{1}{J^2} \left\| \frac{\partial}{\partial \theta} L(\text{NT}_{ji}, f_\theta(\mathbf{X}_{ji})) - \frac{\partial}{\partial \theta} L(\text{NT}_{ji}, f_{\theta^*}(\mathbf{X}_{ji})) \right\|^2 \\
&\geq \lambda^2 \|\theta - \theta^*\|^2 \\
&\geq \lambda^2 \frac{\epsilon^2}{100(K \log J + 1)^2} \\
&= M'(J, \epsilon) \{1 + o(1)\}
\end{aligned} \tag{64}$$

The first equality is from  $\partial L(\theta^*)/\partial \theta = 0$ . The first inequality is from the property of a strongly convex function; if  $f$  is  $\lambda$ -strongly convex,  $\|\nabla f(\mathbf{x}) - \nabla f(\mathbf{y})\| \geq \lambda \|\mathbf{x} - \mathbf{y}\|$  for all  $\mathbf{x}, \mathbf{y}$ . The second inequality is from  $\eta \in E_1$ . Thus, as in the last line, we have the asymptotic result in the last line with  $M'(J, \epsilon) = O(J^{-2r}(\log J)^{-2})$ .

Next we consider the case of  $\eta \in E_2$ . From (38) in the proof of (GC4), we establish a bound for  $f_\theta(\mathbf{X}_{ji}) - f_{\theta^*}(\mathbf{X}_{ji})$  as follows

$$|f_\theta(\mathbf{X}_{ji}) - f_{\theta^*}(\mathbf{X}_{ji})| \leq K \log J \|\theta - \theta^*\| \tag{65}$$

Since (59) and (65) have the same bound for  $|f_\theta(\mathbf{X}_{ji}) - f_{\theta^*}(\mathbf{X}_{ji})|$  in both estimating equations, we can obtain a lower bound of  $\Phi_2(\theta, q)$  for  $\eta \in E_2$  in a similar manner to the proof under (EE1).

$$\begin{aligned}
\Phi_2(\theta, q) &= \frac{1}{J^2} \left[ \sum_{j=1}^J \sum_{i=1}^{n_j} \left\{ \text{NT}_{ji} - \mathcal{I}_{c,h}(f_\theta(\mathbf{X}_{ji}) + e_{ji} - q) \right\} \right]^2 \geq \{1 + o(1)\} \min \left[ C_+(\epsilon)^2, C_-(\epsilon)^2 \right]
\end{aligned} \tag{66}$$

Combining (64) and (66), we obtain the lower bound of  $\Phi(\eta)$  for all  $\eta \in E_1 \cup E_2$  with probability tending to 1.

$$\begin{aligned}
\Phi(\eta) &= \Phi_1(\theta) + \Phi_2(\theta, q) \\
&= \mathbb{1}\{\eta \in E_1\} \left\{ \Phi_1(\theta) + \Phi_2(\theta, q) \right\} + \mathbb{1}\{\eta \in E_2\} \left\{ \Phi_1(\theta) + \Phi_2(\theta, q) \right\} \\
&\geq \mathbb{1}\{\eta \in E_1\} \Phi_1(\theta) + \mathbb{1}\{\eta \in E_2\} \Phi_2(\theta, q) \\
&\geq \{1 + o(1)\} \min \left[ M'(J, \epsilon), C_+(\epsilon)^2, C_-(\epsilon)^2 \right]
\end{aligned}$$

Note that  $M'(J, \epsilon) \times J^{2r}(\log J)^2$  converges to a finite constant while  $C_+(\epsilon)^2 \times J^{2r}(\log J)^2$  and  $C_-(\epsilon)^2 \times J^{2r}(\log J)^2$  diverges. This concludes (GC6) under (EE2) with  $v_3 = 1$ .

#### C.4.7 Proof of (GC7)

We prove condition (GC7). If  $\eta \in \mathcal{E}^\circ \setminus \mathcal{E}'$ ,  $\eta$  satisfies either  $\theta \in \mathcal{E}_\theta^\circ \setminus \mathcal{E}'_\theta$  (i.e.  $\tilde{f}_{\theta^*}(\mathbf{X}_{ji})$  is not constant across  $ji$ ) or  $\tilde{f}_\theta(\mathbf{X}_{ji}) \neq q$  while  $\tilde{f}_\theta(\mathbf{X}_{ji})$  is constant across  $ji$ . First, we consider the case of  $\theta \in \mathcal{E}_\theta^\circ \setminus \mathcal{E}'_\theta$ . Since  $q$  is chosen as an interior points of  $\mathcal{E}_q^\circ$ , we have  $[q - |d_J|, q + |d_J|] \subset \mathcal{E}_q$  for sufficiently large  $J$ . Therefore, the quantity in condition (GC7) is

$$\frac{1}{J} \sum_{j=1}^J \sum_{i=1}^{n_j} \mathbb{1}\{|\tilde{f}_\theta(\mathbf{X}_{ji}) - q| < |d_J|\} \leq \frac{N}{J} \left\{ G_J(q + |d_J|; \theta) - G_J(q - |d_J|; \theta) \right\} \leq \frac{N}{J} 2\mu_J(\theta)|d_J| = O(|d_J|)$$

The first inequality is from  $N^{-1} \sum_j \sum_i \mathbb{1}\{\tilde{f}_\theta(\mathbf{X}_{ji}) - q < t\} \leq N^{-1} \sum_j \sum_i \mathbb{1}\{\tilde{f}_\theta(\mathbf{X}_{ji}) - q \leq t\} = G_J(q + t; \theta)$ . The second inequality is from condition (iv)-(a) of Assumption 4.1. The last asymptotic representation is from  $N/J = O(1)$  and  $\mu_J(\theta) = O(1)$ .

Second, we consider the case of  $\tilde{f}_\theta(\mathbf{X}_{ji}) \neq q$  while  $\tilde{f}_\theta(\mathbf{X}_{ji})$  is constant across  $ji$  as  $\tilde{f}_\theta(\mathbf{X}_{ji}) \equiv f \in \mathbb{R}$ . Then, we find the quantity in condition (GC7) is

$$\frac{1}{J} \sum_{j=1}^J \sum_{i=1}^{n_j} \mathbb{1}\{|\tilde{f}_\theta(\mathbf{X}_{ji}) - q| < |d_J|\} = \frac{1}{J} \sum_{j=1}^J \sum_{i=1}^{n_j} \mathbb{1}\{|f - q| < |d_J|\} \leq M \mathbb{1}\{|f - q| < |d_J|\} = O(|d_J|)$$

This concludes condition (GC7).

#### C.4.8 Proof of (GC8)

We only show the first result of (GC8); the second result can be proven in similar manner. Let  $[q_L, q_U]$  be a neighborhood of  $q^*$  in condition (iv)-(b) of Assumption 4.1. For sufficiently large  $J$ ,

we obtain  $[q^* + e_J, q^* + e'_J] \subset \mathcal{E}_q^\circ$ . Therefore, we obtain

$$\begin{aligned}
\frac{1}{J} \sum_{j=1}^J \sum_{i=1}^{n_j} \mathbb{1}\{e_J \leq \tilde{f}_{\theta^*}(\mathbf{X}_{ji}) - q^* \leq e'_J\} &= \frac{N}{J} \left\{ G_J(e'_J + q^*; \theta^*) - G_J(e_J + q^*; \theta^*) + O(J^{-1}) \right\} \\
&\leq \frac{N}{J} \mu_J(\theta^*) |e'_J - e_J| + O(J^{-1}) \\
&= O(|e'_J - e_J|) + O(J^{-1}) \\
&= O(J^{-r})
\end{aligned}$$

The first equality is from  $N^{-1} \sum_j \sum_i \mathbb{1}\{\tilde{f}_{\theta^*}(\mathbf{X}_{ji}) - q^* < t\} = N^{-1} \sum_j \sum_i \mathbb{1}\{\tilde{f}_{\theta^*}(\mathbf{X}_{ji}) - q^* \leq t\} + O(J^{-1}) = G_J(t + q^*; \theta^*) + O(J^{-1})$ . The second inequality is from condition (iv)-(a) of Assumption 4.1. The last asymptotic representation is from  $N/J = O(1)$  and  $\mu_J(\theta^*) = O(1)$ .

For sufficiently large  $J$ , we obtain  $[q^* + e_J, q^* + e'_J] \subset [q_L, q_U]$  where  $[q_L, q_U]$  is the neighborhood of  $q^*$  satisfying condition (iv)-(b) of Assumption 4.1. Thus, we find that

$$\begin{aligned}
\frac{1}{J} \sum_{j=1}^J \sum_{i=1}^{n_j} \mathbb{1}\{e_J \leq \tilde{f}_{\theta^*}(\mathbf{X}_{ji}) - q^* \leq e'_J\} &= \frac{N}{J} \left\{ G_J(e'_J + q^*; \theta^*) - G_J(e_J + q^*; \theta) + O(J^{-1}) \right\} \\
&\geq \frac{N}{J} \kappa_J |e'_J - e_J| + O(J^{-1}) \\
&= \frac{N}{J} \{\kappa + o(1)\} |e'_J - e_J| + O(J^{-1}) \\
&\geq \kappa' J^{-r}
\end{aligned}$$

The first and second lines are obtained by the similar steps above. The third line is from condition (iv)-(b) of Assumption 4.1. The last line holds for some  $\kappa' > 0$  when  $J$  is sufficiently large. This concludes condition (GC8). □

## References

- Aiello, A. E., V. Perez, R. M. Coulborn, B. M. Davis, M. Uddin, and A. S. Monto (2012). Face-masks, hand hygiene, and influenza among young adults: A randomized intervention trial. *PLOS ONE* 7(1), 1–8.
- Alva, J. A. V. and E. G. Estrada (2009). A generalization of shapiro-wilk’s test for multivariate normality. *Communications in Statistics-Theory and Methods* 38(11), 1870–1883.
- Angrist, J. D., G. W. Imbens, and D. B. Rubin (1996). Identification of causal effects using instrumental variables. *Journal of the American Statistical Association* 91(434), 444–455.
- Baiocchi, M., J. Cheng, and D. S. Small (2014). Instrumental variable methods for causal inference. *Statistics in Medicine* 33(13), 2297–2340.
- Balke, A. and J. Pearl (1997). Bounds on treatment effects from studies with imperfect compliance. *Journal of the American Statistical Association* 92(439), 1171–1176.
- Bargagli-Stoffi, F. J., C. Tortú, and L. Forastiere (2020). Heterogeneous treatment and spillover effects under clustered network interference. *Preprint arXiv:2008.00707*. IMT School for Advanced Studies Lucca.
- Bartlett, M. S. (1957). Measles periodicity and community size. *Journal of the Royal Statistical Society. Series A (General)* 120(1), 48–70.
- Canini, L., L. Andréoletti, P. Ferrari, R. D’Angelo, T. Blanchon, M. Lemaitre, L. Filleul, J.-P. Ferry, M. Desmaizieres, S. Smadja, A.-J. Valleron, and F. Carrat (2010). Surgical mask to prevent influenza transmission in households: A cluster randomized trial. *PLOS ONE* 5(11), 1–6.
- Chernozhukov, V., S. Lee, and A. M. Rosen (2013). Intersection bounds: Estimation and inference. *Econometrica* 81(2), 667–737.
- Choi, D. (2017). Estimation of monotone treatment effects in network experiments. *Journal of the American Statistical Association* 112(519), 1147–1155.



- Cochran, W. G. (1977). *Sampling Techniques* (3 ed.). New York: Wiley.
- Cowling, B. J., K.-H. Chan, V. J. Fang, C. K. Cheng, R. O. Fung, W. Wai, J. Sin, W. H. Seto, R. Yung, D. W. Chu, B. C. Chiu, P. W. Lee, M. C. Chiu, H. C. Lee, T. M. Uyeki, P. M. Houck, J. S. M. Peiris, and G. M. Leung (2009). Facemasks and hand hygiene to prevent influenza transmission in households: A cluster randomized trial. *Annals of Internal Medicine* 151(7), 437–446.
- Dantzig, G. B. (1966). *Linear Programming and Extensions*, Volume 48. Princeton university press.
- Devoto, F., E. Duflo, P. Dupas, W. Parienté, and V. Pons (2012). Happiness on tap: Piped water adoption in urban Morocco. *American Economic Journal: Economic Policy* 4(4), 68–99.
- Ding, P., A. Feller, and L. Miratrix (2019). Decomposing treatment effect variation. *Journal of the American Statistical Association* 114(525), 304–317.
- Dorie, V., J. Hill, U. Shalit, M. Scott, and D. Cervone (2019). Automated versus do-it-yourself methods for causal inference: Lessons learned from a data analysis competition. *Statistical Science* 34(1), 43–68.
- Duflo, E., P. Dupas, and M. Kremer (2015). Education, HIV, and early fertility: Experimental evidence from kenya. *American Economic Review* 105(9), 2757–97.
- Efron, B. (1979). Bootstrap methods: Another look at the jackknife. *Annals of Statistics* 7(1), 1–26.
- Fogarty, C. B. (2018). On mitigating the analytical limitations of finely stratified experiments. *Journal of the Royal Statistical Society: Series B (Statistical Methodology)* 80(5), 1035–1056.
- Forastiere, L., F. Mealli, and T. J. VanderWeele (2016). Identification and estimation of causal mechanisms in clustered encouragement designs: Disentangling bed nets using bayesian principal stratification. *Journal of the American Statistical Association* 111(514), 510–525.
- Fuller, W. A. (2009). *Sampling Statistics*. Hoboken: John Wiley & Sons.
- Goodfellow, I., Y. Bengio, and A. Courville (2016). *Deep Learning*. Cambridge: MIT Press.

- Halloran, M. E. and M. G. Hudgens (2016). Dependent happenings: a recent methodological review. *Current Epidemiology Reports* 3(4), 297–305.
- Hirano, K. and J. R. Porter (2012). Impossibility results for nondifferentiable functionals. *Econometrica* 80(4), 1769–1790.
- Hudgens, M. G. and M. E. Halloran (2008). Toward causal inference with interference. *Journal of the American Statistical Association* 103(482), 832–842.
- Imai, K., Z. Jiang, and A. Malani (2020). Causal inference with interference and noncompliance in two-stage randomized experiments. *Journal of the American Statistical Association* (just-accepted), 1–13.
- Imbens, G. W. and C. F. Manski (2004). Confidence intervals for partially identified parameters. *Econometrica* 72(6), 1845–1857.
- Kang, H. and G. Imbens (2016). Peer encouragement designs in causal inference with partial interference and identification of local average network effects. *Preprint arXiv:1609.04464*. Stanford Graduate School of Business, Stanford University.
- Kang, H. and L. Keele (2018). Spillover Effects in Cluster Randomized Trials with Noncompliance. *Preprint arXiv:1808.06418*. Department of Statistics, University of Wisconsin-Madison.
- Keeling, M. J. and P. Rohani (2011). *Modeling Infectious Diseases in Humans and Animals*. Princeton: Princeton University Press.
- Kennedy, E. H., S. Balakrishnan, and M. G’Sell (2020). Sharp instruments for classifying compliers and generalizing causal effects. *Annals of Statistics* 48(4), 2008–2030.
- Kilpatrick, K. W., M. G. Hudgens, and M. E. Halloran (2020). Estimands and inference in cluster-randomized vaccine trials. *Pharmaceutical Statistics* 19(5), 710–719.
- Li, X. and P. Ding (2017). General forms of finite population central limit theorems with applications to causal inference. *Journal of the American Statistical Association* 112(520), 1759–1769.
- MacIntyre, C. R., Q. Wang, S. Cauchemez, H. Seale, D. E. Dwyer, P. Yang, W. Shi, Z. Gao, X. Pang, Y. Zhang, X. Wang, W. Duan, B. Rahman, and N. Ferguson (2011). A cluster randomized

- clinical trial comparing fit-tested and non-fit-tested N95 respirators to medical masks to prevent respiratory virus infection in health care workers. *Influenza and Other Respiratory Viruses* 5(3), 170–179.
- MacIntyre, C. R., Y. Zhang, A. A. Chughtai, H. Seale, D. Zhang, Y. Chu, H. Zhang, B. Rahman, and Q. Wang (2016). Cluster randomised controlled trial to examine medical mask use as source control for people with respiratory illness. *BMJ Open* 6(12).
- Mardia, K. V. (1970). Measures of multivariate skewness and kurtosis with applications. *Biometrika* 57(3), 519–530.
- Miguel, E. and M. Kremer (2004). Worms: Identifying impacts on education and health in the presence of treatment externalities. *Econometrica* 72(1), 159–217.
- Neyman, J. (1923). On the application of probability theory to agricultural experiments: Essay on principles. section 9. *Statistical Science* 5(4), 465–472. Section 9 (translated in 1990).
- Politis, D. N. and J. P. Romano (1994). Large sample confidence regions based on subsamples under minimal assumptions. *Annals of Statistics* 22(4), 2031–2050.
- Politis, D. N., J. P. Romano, and M. Wolf (1999). *Subsampling*. New York: Springer.
- Richardson, T. S. and J. M. Robins (2014). Ace bounds; sems with equilibrium conditions. *Statistical Science* 29(3), 363–366.
- Romano, J. P. and A. M. Shaikh (2008). Inference for identifiable parameters in partially identified econometric models. *Journal of Statistical Planning and Inference* 138(9), 2786 – 2807.
- Romano, J. P. and A. M. Shaikh (2010). Inference for the identified set in partially identified econometric models. *Econometrica* 78(1), 169–211.
- Rubin, D. B. (1974). Estimating causal effects of treatments in randomized and nonrandomized studies. *Journal of educational Psychology* 66(5), 688.
- Sobel, M. E. (2006). What do randomized studies of housing mobility demonstrate? *Journal of the American Statistical Association* 101(476), 1398–1407.

- Stebbins, S., D. A. Cummings, J. H. Stark, C. Vukotich, K. Mitruka, W. Thompson, C. Rinaldo, L. Roth, M. Wagner, S. R. Wisniewski, et al. (2011). Reduction in the incidence of influenza a but not influenza b associated with use of hand sanitizer and cough hygiene in schools: a randomized controlled trial. *The Pediatric Infectious Disease Journal* 30(11), 921.
- Swanson, S. A., M. A. Hernán, M. Miller, J. M. Robins, and T. S. Richardson (2018). Partial identification of the average treatment effect using instrumental variables: Review of methods for binary instruments, treatments, and outcomes. *Journal of the American Statistical Association* 113(522), 933–947.
- Tchetgen Tchetgen, E. J. and T. J. VanderWeele (2012). On causal inference in the presence of interference. *Statistical Methods in Medical Research* 21(1), 55–75.
- Waner, S. and S. Costenoble (2013). *Finite Mathematics* (7 ed.). Boston: Cengage Learning.