

ON PARTIAL INFORMATION RETRIEVAL: THE UNCONSTRAINED 100 PRISONER PROBLEM

IVANO LODATO, SNEHAL M. SHEKATKAR, AND TIAN AN WONG

ABSTRACT. We consider the classical 100 Prisoner problem and its variant, involving empty boxes, introduced by Gal and Miltersen. Unlike previous studies, here we focus on the winning probabilities for an arbitrary number of winners and attempts, which we call the unconstrained problem. We introduce general classes of strategies, applicable to different settings and quantify how efficient they are. We make use of Monte Carlo simulations, whenever analytic results are not available, to estimate with high accuracy the probabilities of winning. Finally, we also comment on the possible applications of our results in understanding processes of information retrieval, such as “memory” in living organisms.

CONTENTS

1. Introduction	1
2. Set-up	3
3. Three main strategies	6
4. Hybrid strategies	18
5. Summary of results	27
6. Future directions: rigged search games, storage strategies and memory	30
Appendix A. Unbounded (pure) random strategy	31
References	32

1. INTRODUCTION

The aim of this paper is to study, by analytical and computational means, mathematical models of information retrieval. Our starting point is a generalization of the problem originally proposed by Gál and Miltersen [5] in the context of data structures:

Consider a team of n prisoners P_1, \dots, P_n , n keys labeled $1, \dots, n$, distributed randomly in $N \geq n$ boxes so that each box contains *at most* one key. Each player P_i is allowed to open $a \leq N$ boxes to find the key i . The players cannot communicate after the game starts and the team wins if *at least* $w \leq n$ players find their key.

We dub this problem as unconstrained 100 prisoners problem or the prisoners-search-game (PSG). The original motivation for the problem arose in computer science, concerning the trade-off between space (intended as storage space) and time (needed to perform a given

2010 *Mathematics Subject Classification.* 68R05, 05A05.

Key words and phrases. 100 prisoner problem, discordant permutations, information retrieval, memory.

task) for substring search algorithms. In colloquial terms, it asks what are the most efficient schemes to retrieve information encoded in data structures in which the information has been randomly stored. While it was clearly important in that context that the information be retrieved completely, i.e. the team wins if all players find their keys, this puzzle has an obvious generalization whereby the team wins if a number $w \leq n$ players find their keys in a attempts. The general analysis of strategies for partial information retrieval after random and constrained storage, treated in this paper constitutes a necessary step towards a precise description of complex memory processes in living organism as well-defined PSGs. We will comment further in the conclusions.

Here we consider a large variety of strategies, each of which determines a family of probability distributions $P_S(a, w)$ as the maximum number of attempts a is varied for a fixed strategy S . This family can be thought of as a function of a and w which we will henceforth call a *P-function*. We first analyze three main classes of strategies in the case $N = n$, i.e., when there are no empty boxes: the random strategy, the key strategy (also called the pointer-following strategy), and the box strategy in which players open the boxes in an arithmetic progression. We observe, both theoretically and experimentally, that for large N , the box strategy approximates the random strategy whose P-function is given by the binomial distribution in (3.8),

$$P_{\text{RS}}(a, w) = \binom{N}{w} \left(\frac{a}{N}\right)^w \left(\frac{N-a}{N}\right)^{N-w}.$$

For the key strategy, proven to be optimal for the constrained problem $w = N$, we have from Proposition 3.3 the formula

$$P_{\text{KS}^0}(a, w) = \frac{1}{N!} \sum_{\underline{N} > a} \Omega_{(\alpha_1, \dots, \alpha_N)}^N 1_{a, w}(\underline{N}),$$

where the sum over \underline{N} runs over partitions of N containing at least one part of length greater than a , $\Omega_{(\alpha_1, \dots, \alpha_N)}^N$ counts the number of permutations which have a specific cycle decomposition, and $1_{a, w}(\underline{N})$ is an indicator function defined in (3.2). On the other hand, for the box strategy we have only been able to explicitly derive closed formulas for the cases $a = 1, 2$, given in Proposition 3.6,

$$P_{\text{BS}}(1, w) = \frac{1}{w!} \sum_{k=0}^{N-w} \frac{(-1)^k}{k!} = \frac{D_{N, w}}{N!},$$

and

$$P_{\text{BS}}(2, w) = \frac{1}{N!} \sum_{k=w}^N (-1)^{k-w} \frac{2N}{2N-k} \binom{2N-k}{k} (N-k)! \binom{k}{w} = \frac{C_w}{N!},$$

where $D_{N, w}$ are the well-known rencontres numbers which count the number of permutations of N elements with w fixed points, and can be viewed as 1-discordant permutations. The coefficients $C_{N, w}$, on the other hand, arise from 2-discordant permutations, which solve the classical m  nage problem. More generally, we expect that for $a > 2$ that the P-function will also be given by a -discordant numbers, for which exact formulas are not known for $a > 5$. In the case $a = 1$, the rencontres numbers approach the same distribution as the binomial distribution, and our experiments suggest that indeed as N grows large the P_{BS} tends to P_{RS} . Thus we see that our considerations in data structures lead naturally to classical and open problems in combinatorics. (A similar connection was also recently made in a different variation of the problem [4].) It is worth stressing that, while the key-strategy remains *on*

average the best strategy confirming the results of the constrained classical problem, its minimum-winner P-function is actually smaller, in certain parts of the a - w domain, than that of the random strategy.

Next we consider a variety of hybrid strategies for $n = N$ and $n < N$, obtained combining the three main strategies in various ways. As analytical methods become increasingly difficult in this setting, we turn to numerical experiments with Monte Carlo methods and define measurements that quantify each strategy in absolute and relative terms, (2.3) and (2.4) respectively. Using these tools, we compare the hybrid strategies we created with those of Avis-Devroye-Iwama (ADI) [2] and Goyal-Saks (GS) [6], both key-based algorithms. We experimentally verify that some of the former strategies are more *efficient* (more winners with less attempts) than the latter. Finally, based on our simulations, we formulate in Conjecture 5.1 the expectation that all properly bounded strategies, except the original key-strategy, will approximate the random strategy whenever N grows large, or as n/N tends to zero.

1.1. Outline of the paper. The paper is organized as follows: in section 2, we introduce the general set-up of the problem, comment on the constraints that can be imposed on the prisoners' choices, and present some important definitions; in section 3 we present and discuss the three most general classes of strategies logically allowed to solve the classical PSG and obtain, analytically whenever possible, the winning probabilities of the random, key, and box strategies. Generalized hybrid strategies, possible for $n = N$ and necessary when empty boxes are present, i.e. $n < N$, will be analyzed in section 4 along with implementations of the ADI [2] and GS [6] algorithms. We then present a summary of all our results in section 5, formulate Conjecture 5.1, and finally discuss in section 6 possible applications to mnemonic processes of information-retrieval in living organism endowed with memory. We also include an appendix where we discuss the pure random strategy, a (particularly) inefficient variant of the random strategy whereby players may revisit boxes they already opened, decreasing their chances of victory.

2. SET-UP

2.1. Definitions. The problem we shall consider in this paper is a simple, yet broad generalization of the classical PSG and can be stated as follows:

What is the optimal strategy for (at least) $w \leq n$ prisoners to find their key opening $a \leq N$ boxes, knowing that the keys have been distributed uniformly randomly inside the boxes and each box can contain at most one key?

In this paper, the number of boxes N is always bounded from below by n . Specifically, we will mostly consider the case $N = n$, leaving the variant $n < N$ for the second part of section 4. Note that if $w < n$ a distinction must be made between the P-function for an *exact* and a *minimum* number of winners in a attempts, indicated by $P(a, w)$ and $P^{\min}(a, w)$ respectively. Since $P(a, w)$ is a probability measure for any fixed a , it follows that

$$(2.1) \quad \sum_{i=1}^N P(a, i) = 1$$

and consequently, we have by definition

$$P^{\min}(a, k) = \sum_{i=k}^N P(a, i) = 1 - \sum_{i=0}^{k-1} P(a, i)$$

which follows from (2.1) and the fact that $P^{\min}(a, 0) = 1$ for all $a \geq 1$. It is easy to see also that $P^{\min}(a, N) = P(a, N)$, since N is the upper bound on the number of winners.

There are in principle infinitely many strategies to approach the problem for N prisoners, each of which has $0 < a \leq N$ attempts and whereas the group wins if (at least) $0 < w \leq N$ prisoner find their key. Any strategy must follow two algorithmic steps:

- S1. Choose the first box to open: prisoner P_i decides an offset $D \in \mathbb{Z}$ from the box i , and opens first the box $(i + D) \bmod N$. There are two possible choices for the offset,
 - $D = 0$, each prisoner P_i opens box $b_{i,1} = i$ first,
 - $D = D_i$, each prisoner P_i opens box $b_{i,1} = (i + D_i) \bmod N$ and $D_i \neq 0$ for at least one i .
- S2. Choose the remaining $j = 2, \dots, a$ boxes, in search for the key. To do so we consider three possibilities, which can all be expressed in terms of a nonzero increment $I_{i,j}$, such that $b_{i,j+1} \equiv (b_{i,j} + I_{i,j}) \bmod N$ with:
 - KS : $I_j = (k_j - b_j)$, the $(j + 1)^{\text{th}}$ box the prisoner opens is decided by the number on the key found at the j^{th} box opened, denoted k_j ,
 - BS : $I_{i,j} = d$: the $(j + 1)^{\text{th}}$ box each prisoner opens is decided by constant shift d of the box opened at the j^{th} attempt ¹
 - RS : $I_{i,j} = d_{i,j}$: the $(j + 1)^{\text{th}}$ box each prisoner opens is decided by a non-constant shift $d_{i,j}$, which depends on the prisoner and the attempt ²

where KS, BS, RS stand for Key, Box, and Random Strategy respectively. We shall use the superscript 0, as in KS^0 to indicate that the offset $D = 0$. Note that the case KS^0 represents the optimal solution to the classical 100 prisoner problem.

Any strategy S is a function of the players $P = \{P_1, \dots, P_n\}$, boxes $B = \{b_1, \dots, b_N\}$, and the keys $K = \{k_1, \dots, k_N\}$ found inside the opened boxes, with $B, K \subset [1, N]$. So generally speaking, we have

$$S : P \times B \times K \rightarrow P \times B.$$

The three possibilities for $S2$ discussed above, combined with a (specific) choice of D for $S1$, give rise to three natural classes of strategies, which we analyze in the next section. We will be interested mainly in strategies such that no prisoner revisits a previously opened box, regardless of choices of $S1$ and $S2$. This reasonable assumption will often constrain the offset D and/or increment I to take on only specific values. It is then helpful to give the following:

Definition 2.1. Let S be a strategy. We say:

- (1) S is *properly bounded* if all n prisoners will necessarily find their key for all $a \geq N$.
- (2) S is *bounded* if all prisoners will necessarily find their key for all $a \geq M$, for some integer $M > N$.
- (3) S is *unbounded* if not all prisoners necessarily find their key for any (finite) a .

We see that S is not properly bounded if and only if players can open the same box more than once. Hence properly bounded strategies force the increment I (or the offset D) to be such that no box is opened more than once. It follows then that a properly bounded

¹This assumption can be extended, so that the $(j + 1)^{\text{th}}$ box opened may depend on more than just the previous opened box, but on some/all previously opened boxes. As we shall comment below, relaxing this hypothesis will not modify the P-functions.

²There exist two middle cases, whereby the increment does (does not) depend on the prisoner but it does not (does) depend on the attempt. However, these are automatically accounted for by the most general case $I = d_i^j$.

strategy S has higher probability of success for an *individual player* than any unbounded variant S' ,

$$P_S^i \geq P_{S'}^i$$

where P^i specifies the probability of success of the player P_i . Conversely, not properly bounded strategies produce higher chances of individual loss. Hence, the relation between P_S and $P_{S'}$ clearly depends on the number of winners. Nevertheless, since we are interested in the team probability of success, it can be shown that:

$$P_S^{\min} \geq P_{S'}^{\min}.$$

We will comment on this aspect in appendix A, where we consider an unbounded variant of the random strategy.

2.2. Monte Carlo sampling. Our aim in this paper is to explore the behaviour of $P(a, w)$ over a range of a and w . However, when N is large and analytic results are not available, it is difficult to obtain the precise winning probability of a given strategy. This is obvious since the total number of possible permutations of a set of N numbers is $N!$, and hence to consider them all becomes computationally impossible, even for modest values of N .

To approach this problem rigorously, we will make use of Monte Carlo simulations to describe a variety of different strategies. The basic idea of Monte Carlo methods is to sample the underlying (too large to be considered fully) space of configurations and then work with these sampled points, or simply “sample”. Provided that the sample is drawn uniformly randomly, its properties must approximate the properties of the original space more and more as we increase the size of the sample (i.e. as we draw more and more permutations).

To apply Monte Carlo technique to our problem, for a fixed value of N , n , and a , we draw a fixed sample of permutations of $\{1, 2, \dots, N\}$ uniformly randomly from the set of all $N!$ permutations, and then simulate the game for each of those permutations with a given strategy. This allows us to estimate the P-function $P(a, w)$ to a great accuracy provided that an enough number of samples are drawn. At this point we assume the conventional 95% confidence level on the accuracy of the permutation drawing, which implies a *z-score* $z_{95} \sim 1.96$. Furthermore we take $\sigma^2 = p(1 - p)$ to be the variance for the (possible) future samples of permutations, where p is the percentage of permutations in a specific sample satisfying the condition “exactly w prisoners find their key within a attempts”. We can then compute the margin of error \mathcal{M} as:

$$(2.2) \quad \mathcal{M} = z_{95} \sqrt{\frac{p(1 - p)}{s}}$$

with s sample size. It is easy to show that, under the above condition, by fixing $s \sim 10^4$, and because $0 \leq p \leq 1$, the margin of error will be always $\mathcal{M} \leq 1\%$. Hence, we will consider sample of size $s = 10^4$ to be sure of the accuracy, within small margin of errors of our Monte Carlo simulations. All the codes used in this paper are freely available as a part of a Python package `prisoners-search-game`[11].

2.3. Estimators of a strategy. Since one can think of many different strategies to approach the problem and each has domain in a - w for comparison reasons it makes sense to quantify how likely a strategy is to be winning on average, regardless of the precise amount of winners or attempts considered. To this end, we construct below two quantifiers or indices, the *efficiency* and the *error*, which will make possible to distinguish strategies producing almost (but not exactly) identical P-functions $P(a, w)$.

The first index, called the efficiency η of a strategy, measures the performance of a given strategy in terms of producing the exact number of winners within the right number of attempts. It is logical to assume that a strategy is more efficient than another if it produces more (equal) winners with the same (less) number of maximum attempts. In other words, a more efficient strategy is one for which $P(a, w)$ tends to take high values for low values of a and high values of w . If we multiply each value $P(a, w)$ by the function $(w/a)^\beta$ with $\beta > 0$, it is easy to see that for an efficient strategy, the product takes high values in the correct region (low a , high w) of the a - w plane whereas for a less efficient strategy this will not be the case. Hence, if we sum this product over all the combinations of a and w , it should tell us which strategy is efficient on average. Thus, we have

$$(2.3) \quad \eta = \frac{1}{C} \sum_{a,w} P(a, w) \cdot \left(\frac{w}{a}\right)^\beta,$$

where C is a normalization constant to be fixed later. It should also be clear that small values of β may not be able to differentiate strategies well enough since $(w/a)^\beta$ would take similar values all over the plane. We find that $\beta = 2$ leads to a good resolution of the strategies, and henceforth we will fix this value for β .

The second index ϵ_{ij} directly compares how much two P-functions differ from each other by taking the sum of the absolute differences between their values for each combination of a and w , and then averaging these differences over all possible values of a and w :

$$(2.4) \quad \epsilon_{ij} = \frac{1}{(n+1)N} \sum_{a,w} |P_i(a, w) - P_j(a, w)|,$$

where the normalization factor is easily obtained since w takes $n+1$ values $0, 1, 2, \dots, n$ and a takes N values $1, 2, \dots, N$. We note that the error ϵ_{ij} is related to the usual variational distance, given by

$$(2.5) \quad \delta(P_i, P_j) = \frac{1}{2} \sum_{\omega \in \Omega} |P_i(\omega) - P_j(\omega)|$$

where Ω denotes the sample space, and P_i, P_j are probability measures, by the formula

$$(2.6) \quad \epsilon_{ij} = \frac{1}{(n+1)N} \sum_{a,w} |P_i(a, w) - P_j(a, w)|$$

$$(2.7) \quad = \frac{2}{(n+1)N} \sum_{k=1}^a \delta(P_i(k, \cdot), P_j(k, \cdot)).$$

In other words, the error ϵ_{ij} can be viewed as an average distance between two families of probability measures determined by two strategies. With this in view, we observe that other measurements of error can be defined through different choices of statistical distance δ . We will make extensive use of these indices in the next sections since, as we shall see, a large class of strategies present an almost identical P-function.

3. THREE MAIN STRATEGIES

In this section we present the most general classes of properly bounded strategies discussed above. We start by considering the strategy based on random choices, for which the exact winning probabilities can be easily derived. This will be considered the benchmark we will compare all other results against. We then continue by considering the strategy

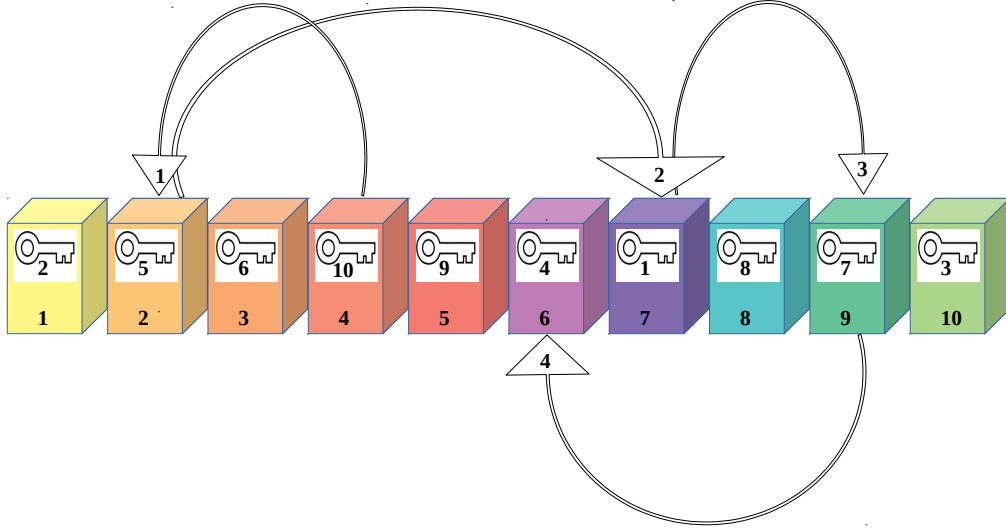


FIGURE 1. Graphical illustration of the random strategy. A player starts from any box of their choice, and then keeps opening boxes randomly among the ones that are closed until the key is found or total number of attempts are over.

based on key-based choices of boxes, and conclude with the box-strategy, where the choice of boxes is just sequential.

3.1. Random Strategy RS. The random strategy is the benchmark of all properly bounded strategies. For all a attempts to be random, the offset D must be random for every prisoner. The algorithmic steps are:

- (1) Player B_i opens a random box from 1 to N , say j .
- (2) If Box j does not contain the key i , open another box randomly among the boxes not opened so far.
- (3) Repeat until the key i is found OR stop after a attempts.

The analytic formula for the probability of *exactly* w players finding their key after a attempts each is simply given by

$$(3.8) \quad P_{RS}(a, w) = \binom{N}{w} \left(\frac{a}{N}\right)^w \left(\frac{N-a}{N}\right)^{N-w}$$

where $\binom{N}{w}$ is the binomial coefficient which computes the number of winning w -uples that can be formed from N elements, the second factor gives the probability for w prisoners to find their key after a attempts, and the last factor gives the probability of $N - w$ prisoners to not find their key in a attempts.

We further note that the above probability (3.8) is symmetric under exchange $(a, w) \rightarrow (N - a, N - w)$, the property of reflection wrt to the center point $(\frac{N}{2}, \frac{N}{2})$,

$$(3.9) \quad P_{RS}(a, w) = P_{RS}(N - a, N - w),$$

as can be shown using the symmetry of the binomial coefficient. Note that because of the above identity, the probability for half the a - w plane determines the probability for the other half of the plane (see figures below).

Proposition 3.1. *The random strategy for a attempts and w winners has P-function*

$$(3.10) \quad P_{\text{RS}}^{\min}(a, w) = \sum_{w'=w}^N P(a, w') = \frac{1}{N^N} \sum_{w'=w}^N \binom{N}{w'} a^{w'} (N-a)^{N-w'}.$$

The proof of this follows immediately from (3.8). Below we show a heat-map and a histogram representation of the probability of winning using the random strategy. The bifurcation that we observe can be seen as illustrating the cumulative distribution function for the binomial distribution,

$$(3.11) \quad P_{\text{RS}}^{\min}(a, w+1) = 1 - P(X_{\text{RS}} \leq w)$$

where $P(X_{\text{RS}} \leq w)$ can be written in terms of the regularized incomplete beta function, with probability $p = a/N$ for X_{RS} to take exactly the values w :

$$(3.12) \quad P(X_{\text{RS}} \leq w) = (N-w) \binom{N}{w} \int_0^{1-a/N} t^{N-w-1} (1-t)^w dt$$

Here the random variable X_{RS} is defined as

$$(3.13) \quad X_{\text{RS}} = \sum_{i=1}^n \sum_{j=1}^a X_{ij},$$

where each X_{ij} is either 0 or 1 depending on whether or not the P_i has found her key at the j^{th} attempt.

The exact winners P-function is peaked around the diagonal, with absolute maxima at $(a, w) = (0, 0), (100, 100)$. This is to be expected because of the symmetry shown in (3.9). More interesting is the minimum-winner P-function which is a very precise approximation for the Heaviside $\theta(x)$. Specifically, the graphs above show that

$$(3.14) \quad P_{\text{RS}}^{\min}(a, w) \sim \theta(a - w).$$

The random strategy can be considered as the benchmark for all the other strategies since it is reasonable to expect that any clever strategy should at least be as good as the random strategy. Consequently, we fix the normalization constant C in (2.3) by requiring that the efficiency of the random strategy for given values of other parameters is precisely equal to 1. Thus, henceforth we will measure the efficiency of all the strategies in units of the efficiency of the corresponding random strategy.

3.2. Key strategy KS^0 . The second strategy we analyze corresponds to the classical (constrained) problem optimal solution, shown to be optimal [3] for $w = N$. We shall see that the optimality fails when the P-function is enlarged to the whole a - w plane. In fact, the key strategy maintains a high success probability only in specific regions, a feature which to our knowledge has never been observed before. The key strategy KS^0 coincides with the following algorithmic steps:

- (1) Player B_i opens Box i .
- (2) If Box i does not contain the key i , but key j , open Box j .
- (3) Repeat until the key i is found OR stop after a attempts.

For this strategy to be optimal, crucially the offset $D_i = 0$ for all $i = 1, \dots, N$. The classical case then corresponds to $w = N$ and $a = N/2$, where the probability of success is given by

$$(3.15) \quad P_{\text{KS}^0}(N/2, N) = 1 - \sum_{k=N/2+1}^N \frac{1}{k} = 1 - \ln 2 + o(1)$$

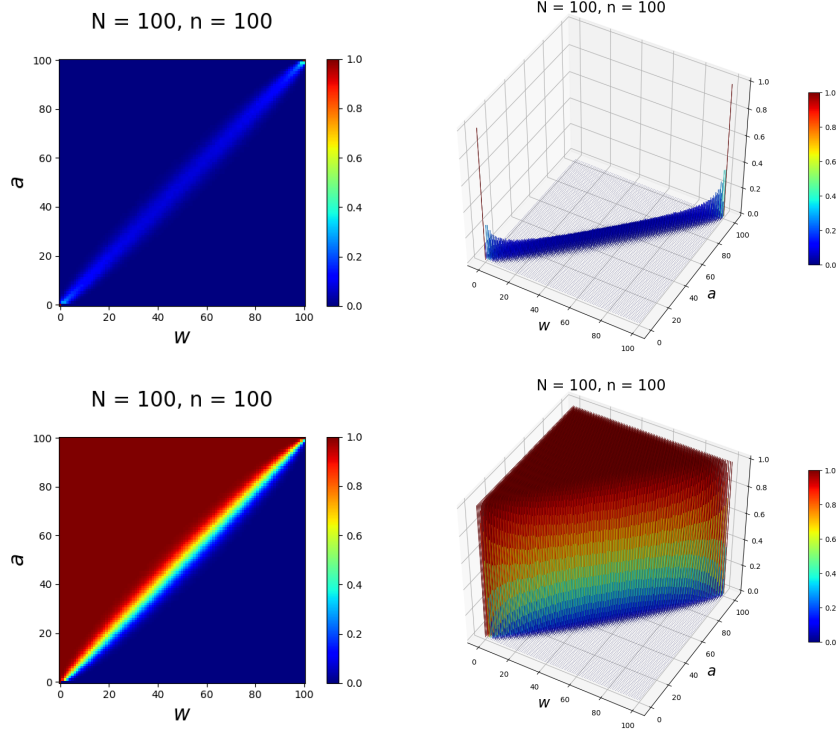


FIGURE 2. Random strategy P-functions. Top left: exact winners. Bottom left: minimum winners. On the right, the corresponding 3D histograms.

which follows from counting the number of cycles of length at most a . Let us recall the proof of this formula. Consider first the cycle decomposition of a given permutation of N numbers (see figure 4). It can be written as a partition:

$$(3.16) \quad N = \mathcal{N}_1 + \mathcal{N}_2 + \cdots + \mathcal{N}_N$$

where $\mathcal{N}_k = k \cdot \alpha_k$ and α_k is the number of cycles of length k present in the partition. Clearly, for $k > \lfloor N/2 \rfloor$, the largest integer smaller than or equal to $N/2$, we have $\alpha_k = 0, 1$. Restricting to cycles of length $l > N/2$, the number of permutations which contain at least (and obviously at most) a cycle of length l can be calculated as follows: first consider all possible ways to extract l elements from N . For each of these l -elements, there exists $(l-1)!$ inequivalent permutations which combine into an l -cycle (easy proof by induction). Finally, we can consider all the permutations of the remaining $(N-l)$ elements. The final formula hence reads:

$$(3.17) \quad \Omega_l^N = \binom{N}{l} (l-1)! (N-l)! = \frac{N!}{l}.$$

Dividing this formula by $N!$ we obtain the probability that a permutation contains an l -cycle, $l > N/2$, from which the above formula (3.15) is derived.

The situation is not quite as easy if we want to count the permutations which contain at least, but not at most, one l -cycle with $l \leq N/2$, for which $\alpha_l > 1$. In these cases, there can be repetitions of the l -cycles among the N elements which are overcounted in Ω_l^N .

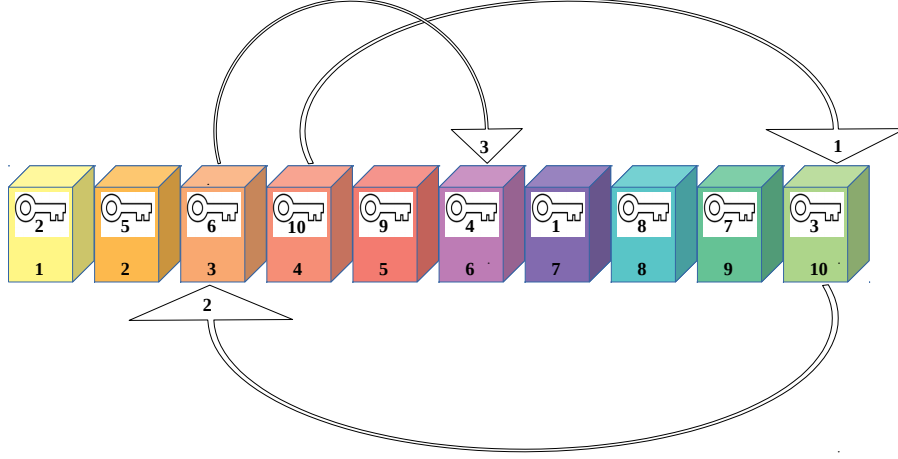


FIGURE 3. Graphical illustration of the *Key Strategy* for player number 4 with 10 boxes. The player starts with box 4, finds key number 10 in it. Then she moves to the box 10 (i.e. to the box with number equal to the number of the key found on the last attempt) where she finds key 3 and so moves to box 3, and finally to box 6 in which she finds her own key.

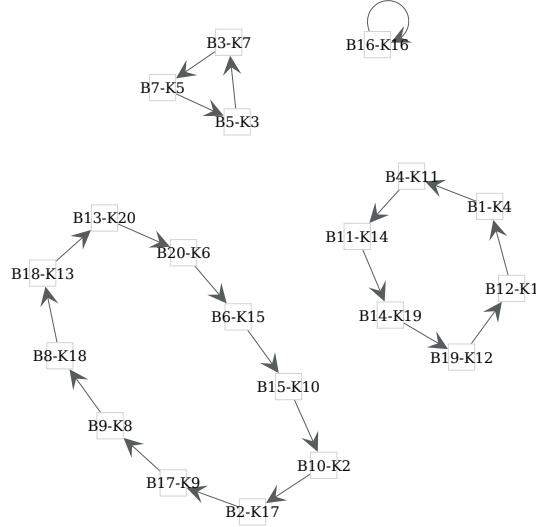


FIGURE 4. The key strategy gives rise to disjoint cycles (shown here for $N = 20$): when a player finds key j , she chooses to open box j on the next move. Here B stands for box and K stands for key, so that the label 'B13-K20' means that the corresponding box has number 13 and contains key number 20. The arrow directions show the next box to be opened.

Lemma 3.2. *The probability for all N players to find their key within a attempts, where $1 \leq a \leq N$ is*

$$(3.18) \quad P_{\text{KS}^0}(a, N) = 1 - \sum_{k=a+1}^N \frac{\Omega_k^N}{N!},$$

where Ω_k^N is defined by (3.23) and (3.21) below.

Proof. Call $r = \lfloor N/l \rfloor$, so $r \geq 1$ always and in (3.17) $r = 1$. By definition, for $r \geq 1$:

$$(3.19) \quad \Omega_l^N = \sum_{i=1}^r \Omega_{\alpha_l=i}^N, \quad \Omega_{\alpha_l=0}^N = N! - \Omega_l^N$$

where $\Omega_{\alpha_l=i}$ is the number of permutations which contain exactly i many l -cycles. Now, a known formula counts the number of permutations which have a specific cycle decomposition or partition of cycles $p = (\alpha_1, \dots, \alpha_N)$,

$$(3.20) \quad \Omega_{(\alpha_1, \dots, \alpha_N)}^N = \frac{N!}{1^{\alpha_1} \dots N^{\alpha_N} \alpha_1! \dots \alpha_N!}.$$

This means that if all partitions of N containing a certain number of l -cycles are known, a repeated use of the above equation gives us Ω_l^N . However, the number of partitions grows rapidly with N so the brute-force approach is not feasible.

Nevertheless, we have an identity, of which (3.17) is a special case as we shall see, which counts the number of permutations containing a precise number k of l -cycle, i.e. $\alpha_l = k$, in terms of the number of permutations containing exactly $k - k_1 \geq 0$ and k_1 l -cycles respectively:

$$(3.21) \quad \Omega_{\alpha_l=k}^N = \frac{\binom{N}{k_1 \cdot l}}{\binom{k}{k_1}} \Omega_{\alpha_l=k_1}^{k_1 \cdot l} \Omega_{\alpha_l=k-k_1}^{N-k_1 \cdot l}$$

which is valid for all values of N , $k > 0$ and for all k_1 such that $k \geq k_1 \geq 1$ (in fact we obtain a trivial identity for $k_1 = 0$). In the above, the binomial coefficients count all the ways $k_1 \cdot l$ elements can be chosen from N elements and the number of ways k_1 l -uples can be chosen among k . Of course, some values of the factors Ω can be easily computed by using (3.20) or simple definitions, such as:

$$(3.22) \quad \Omega_{\alpha_l=k_1}^{k_1 \cdot l} = \frac{k_1 \cdot l!}{l^{k_1} k_1!}, \quad \Omega_{\alpha_l=1}^l = (l-1)!, \quad \Omega_{\alpha_l=0}^{N-l} = (N-l)! \quad \text{for } l > N-l,$$

where the last formula extends the result (3.21) to the case $k = 0$, but only whenever it is not possible to create an l -cycle among $N-l$ elements, simply because there are not enough elements available. In all other circumstances, $\Omega_{\alpha_l}^N = 0$ can only be computed indirectly from the second of (3.19). It is a simple bookkeeping exercise to show that the above formula (3.17) can be easily obtained from (3.21) by making use of the last two equations in (3.22).

We can now derive the generalization of (3.17) to the cases $l < N/2$, i.e. $r \geq 2$: from both (3.19), using (3.21) and fixing $k_1 = 1$ (to account for the permutations of N containing

only 1 l -cycle), we get

$$\begin{aligned}
\Omega_l^N &= \binom{N}{l} \Omega_{\alpha_l=1}^l \sum_{i=1}^r \frac{\Omega_{\alpha_l=i-1}^{N-l}}{\binom{i}{1}} \\
&= \frac{N!}{l \cdot (N-l)!} \left(\Omega_{\alpha_l=0}^{N-l} + \sum_{i=2}^r \frac{\Omega_{\alpha_l=i-1}^{N-l}}{i} \right) \\
&= \frac{N!}{l \cdot (N-l)!} \left[(N-l)! - \sum_{i=1}^{r-1} \Omega_{\alpha_l=i}^{N-l} + \sum_{i=2}^r \frac{\Omega_{\alpha_l=i-1}^{N-l}}{i} \right] \\
(3.23) \quad &= \frac{N!}{l \cdot (N-l)!} \left[(N-l)! - \sum_{i=1}^{r-1} \frac{i}{i+1} \Omega_{\alpha_l=i}^{N-l} \right]
\end{aligned}$$

Clearly, if $r = 1$ the above formula reduces to (3.17), whereas if $r > 1$, namely $l < N$, the recursive use of (3.21) is convenient to obtain $\Omega_{\alpha_l=i}^{N-l}$. \square

So far we have kept the number of winners $w = N$ as in the classical problem. We can now generalize previous result to the case of $w < N$ winners.

Proposition 3.3. *The key strategy for a attempts and w winners has P -function*

$$(3.24) \quad P(a, w) = \frac{1}{N!} \sum_{\underline{N} > a} \Omega_{(\alpha_1, \dots, \alpha_N)}^N 1_{a, w}(\underline{N})$$

where the sum over \underline{N} runs over partitions of n containing at least one part of length greater than a .

Proof. Given a partition $N = \mathcal{N}_1 + \dots + \mathcal{N}_k$ into cycles of length $\mathcal{N}_1, \dots, \mathcal{N}_k$, each cycle of length $\mathcal{N}_i \leq a$ will produce \mathcal{N}_i winners, while any cycle of length $\mathcal{N}_j > a$ will produce \mathcal{N}_j losers. So we see that the number of winners for a given partition is exactly

$$(3.25) \quad \sum_{\mathcal{N}_i \leq a} \mathcal{N}_i,$$

where the sum runs over summands \mathcal{N}_i that are less than or equal to a . Summing over all possible permutations and arguing as in Lemma 3.2, we obtain the probability

$$\sum_{\underline{N}} \Omega_{(\alpha_1, \dots, \alpha_N)}^N 1_{a, w}(\underline{N}),$$

where \underline{N} runs over all cycle decompositions of N , and $1_{a, w}(\underline{N})$ is equal to 1 if (3.25) is at least w and 0 otherwise. Then restricting the sum to partitions of N containing at least one part of length greater than a , the result follows. \square

In figure 5 we show the P -functions of the key strategy, which possess unique features: for small values of both a and w , both P -functions resemble the random P -functions (with a larger spread) while the minimum-winner P -function is symmetric under exchange $a \leftrightarrow w$ around the second diagonal.

Using (2.3), we estimate the key-strategy efficiency to be $\eta_{\text{KS}^0} = 1.35$ confirming it to be on average more efficient than the random strategy ³. The huge gap between the winning

³If an omniscient God would play the game, she would always find all $n = N$ keys, no matter the number of attempts. This God-strategy would produce a constant and maximal minimum-winner P -function across the whole a - w plane. The efficiency for such strategy, normalized to the random strategy would be

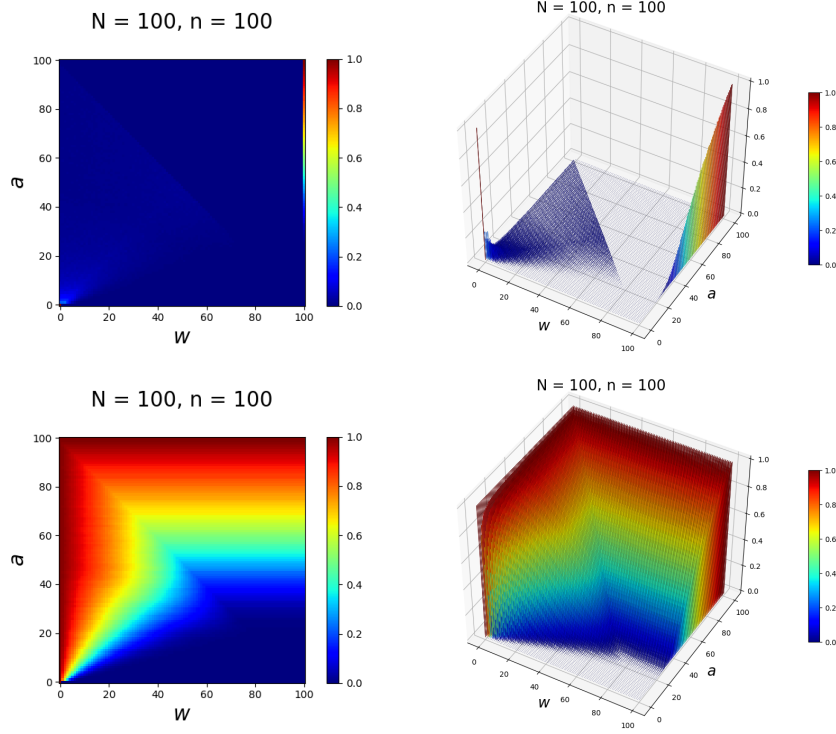


FIGURE 5. Key strategy P-functions. Top left: exact-winner heatmap. Bottom left: minimum-winner heatmap. On the right, the corresponding 3D histograms.

probabilities of the two strategies is however far less substantial now, for arbitrary $w < N$, than for the constrained $w = N$ problem. Furthermore, perhaps quite unexpectedly, in certain regions of the domain a - w , the random strategy easily out-performs the key strategy.

3.3. Box strategies BS. Finally, we discuss the simplest strategy to implement, the box strategy. As we will observe heuristically and experimentally, the choice of non-zero offset(s) is immaterial to the box strategy P-functions, but for clarity of exposition, let us consider first the case $D_i = 0$. The algorithmic steps are:

- (1) Player P_i opens Box i .
 - (2) If Box i does not contain the key i , open Box $i + I \bmod N$
 - (3) Repeat until the key i is found OR stop after a attempts.
- (C) The increment I is coprime to N .

Note that if $\gcd(I, N) = d > 1$, then each player will re-open the same box previously opened in attempt N/d , which could be considered a “period.” This of course renders the strategy unbounded, significantly decreasing the probability of success.

approximately $\eta_{\text{God}} \sim 5.6$. This shows how close in fact the efficiency of the key-strategy and random-strategy actually are.

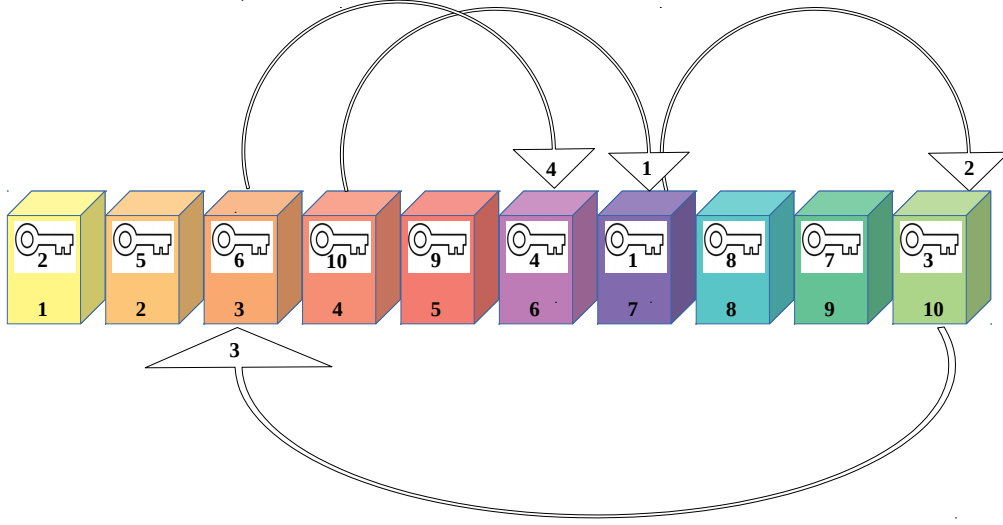


FIGURE 6. Graphical illustration of the box strategy with increment 3 shown for player number 4 and total 10 boxes. The player starts with box 4 and opens every 3rd box till the key is found or maximum number of allowed attempts is reached.

Remark 3.4. Although box strategies clearly aim to put an order in the selection of the boxes, they are by all means sub-cases of the random strategy. Unfortunately, neither strategy is equipped to “unravel” the random distribution of keys, i.e. to find an order in the disordered key positioning. The randomness of the keys’ positioning is then the leading factor to be considered when calculating probabilities with box and random strategies. Whether the box selection is ordered or not, it is of little importance since the keys have been randomly distributed. Indeed, as we will show by means of analytical and statistical approaches, the box strategy converges to the random strategy for N sufficiently large.

Before presenting the analytic and statistical results, we first show that the box-strategy P -function satisfies the same reflection-symmetry property of the random strategy.

Lemma 3.5. *For any $1 \leq a \leq N$, $0 \leq w \leq N$, and I coprime to N , the box-strategy exact-winner P -function satisfies:*

$$(3.26) \quad P_{BS}(a, w) = P_{BS}(N - a, N - w).$$

Proof. If I is coprime to N , the box strategy is properly bounded. Hence, any prisoner P_i , given N attempts would open all N boxes, in the order $(i + D) \bmod N, (i + D + I) \bmod N, (i + D + 2I) \bmod N, \dots, (i + D + (N - 1)I) \bmod N$, with D arbitrary offset. Now, for every permutation such that w players P_j are winners in a attempts, i.e. find their key in one of the boxes $(j + D) \bmod N, (j + D + I) \bmod N, \dots, (j + D + (a - 1)I) \bmod N$, there are $N - w$ players P_l which did not find their key in a attempts, but would have certainly found their key in one of the unopened boxes $(l + D + aI) \bmod N, (l + D + (a + 1)I) \bmod N, \dots, (l + D + (N - 1)I) \bmod N$. Hence, the players P_l would have won, i.e. would have found their key, if they used the box strategy with offset $D' = D + aI$, same increment I and also had at their disposal $N - a$ attempts. We then arrive at the equality $P_{BS}^D(a, w) = P_{BS}^{D'}(N - a, N - w)$.

Finally, because the P-functions of the box strategy are independent of D , as we shall argue at the end of the section, the identity (3.26) follows. \square

It should be quite clear why the same property will not hold for the key-strategy. In that case, in fact, no player can know, before playing, which box(es) she will open for any given attempt $a > 1$. If w players find their key in a attempts, the remaining $N - w$ players could not now a priori the box to start from, hence would not have certainly found their cycle, and hence their key.

To compute the probability of winning with this strategy, we need to enumerate permutations with restricted positions. For clarity of exposition, let us first take the offset $D_i = 0$ for all i , and generic increment I coprime to N . This means that, for player i to win, her key i needs to be in a box between $i, i + I \dots i + (a - 1)I$. This problem is complementary, in a way succinctly expressed in the proof of Lemma 3.5, to the famous “problème des rencontres”, “problème des ménages” and generalizations thereof, more generally known as the counting of restricted permutations, often expressed in the language of chessboards and rooks positioning.

These problems have a long history and are notoriously hard to solve: to the best of our knowledge, a closed formula for the number of p -discordant permutations, i.e. permutations for which *no* key i is in its box i , or in any successive boxes until $i + p - 1$, exists only up to $p = 5$ [10].

Here we will present the results for the first two cases $a = 1, 2$, which are related to 1- and 2-discordant permutations respectively.

Proposition 3.6. *For any $1 \leq w \leq N$, we have*

$$P_{BS}(1, w) = \frac{1}{w!} \sum_{k=0}^{N-w} \frac{(-1)^k}{k!},$$

and

$$P_{BS}(2, w) = \frac{c_w}{N!} = \frac{1}{N!} \sum_{k=w}^N (-1)^{k-w} \frac{2N}{2N-k} \binom{2N-k}{k} (N-k)! \binom{k}{w}.$$

Proof. We first consider $a = 1$. This case corresponds to the “problème des rencontres”: we want to evaluate the number of permutations of N such that no players will find their key in its box. If k elements are fixed in a position, there are exactly $(N - k)!$ permutations of the remaining elements in the remaining positions. Furthermore, there are $\binom{N}{k}$ ways to select those elements. Hence, from the inclusion-exclusion principle,⁴ we get:

$$(3.27) \quad D_{N,0} = \sum_{k=0}^N (-1)^k \binom{N}{k} (N-k)! = N! \sum_{k=0}^N \frac{(-1)^k}{k!},$$

where the index 0 indicates that all elements possess the property a , or no element possesses the property \bar{a} . This formula is well-known and counts the number of “derangements” $D_{N,0}$, permutations with no trivial cycles. It can easily be generalized: if we are interested only in $N - w$ elements satisfying the property a , or equivalently w elements satisfying \bar{a} (and hence permutations with w trivial cycles), we then obtain:

$$(3.28) \quad D_{N,w} = \binom{N}{w} D_{N-w,0} = \binom{N}{w} (N-w)! \sum_{k=0}^{N-w} \frac{(-1)^k}{k!} = \binom{N}{w} (N-w),$$

⁴This principle was in fact firstly used to find a solution to the “problème des rencontres” [9]

where the symbol $!p$ indicates the derangements and the sum has been truncated to reflect the fact that now we want at most $(N - w)$ -uples of elements to satisfy the condition a at the same time. We have also multiplied by a binomial coefficient, which simply counts the w -uples of elements falling in their positions, also called the “hits”, within N total elements. Now it is straightforward to obtain the explicit formula for the probability for w players to find their key at the first attempt

$$\begin{aligned} P_{\text{BS}}(1, w) &= \frac{D_{N,w}}{N!} = \binom{N}{w} \frac{(N-w)!}{N!} \sum_{k=0}^{N-w} \frac{(-1)^k}{k!} \\ (3.29) \quad &= \frac{1}{w!} \sum_{k=0}^{N-w} \frac{(-1)^k}{k!} \end{aligned}$$

as desired. Note that, from (3.26) we get:

$$(3.30) \quad P_{\text{BS}}^N(N-1, N-w) = \frac{1}{(N-w)!} \sum_{k=0}^w \frac{(-1)^k}{k!}.$$

It is also instructive to derive the above formula from the generating polynomial of derangements [9],

$$(3.31) \quad \sum_{k=0}^N \frac{N!}{k!} (x-1)^k$$

The coefficient of the term x^w enumerates the number of permutations such that w players have hits, i.e. they find their key in their-number box in one attempt. By expanding the polynomial, using the fact that the diagonals of the Pascal’s triangle are given by binomials⁵, we get:

$$(3.32) \quad P_{\text{BS}}^N(1, w) = \frac{1}{N!} \sum_{k=w}^N (-1)^{k-w} \frac{N!}{k!} \binom{k}{w},$$

which is equal to (3.29) after a few simplifications and a shift in the range of k .

Next, we consider the case $a = 2$. This case is complementary to the “problème des ménages” [7] formulated as: What is the number of permutations such that no element i is found in position $(i, i+1) \bmod N$ (meaning that the last element N cannot be in position N or 1)?

We can derive the formula directly from the known generating polynomial [9]:

$$(3.33) \quad \sum_{k=0}^N \frac{2N}{2N-k} \binom{2N-k}{k} (N-k)! (x-1)^k.$$

As before, the coefficient $C_{N,w}$ of the term x^w enumerates the number of permutations such that w players have hits, i.e. find their key in their-number box or in the following one (clearly no overlap is allowed, each box contains one and only one key, so no two players can find their key in the same box). The probability then reads

$$(3.34) \quad P_{\text{BS}}^N(2, w) = \frac{C_{N,w}}{N!} = \frac{1}{N!} \sum_{k=w}^N (-1)^{k-w} \frac{2N}{2N-k} \binom{2N-k}{k} (N-k)! \binom{k}{w}$$

⁵To be more precise, consider the i^{th} elements on the left (right) edge of the Pascal’s triangle. The elements j^{th} lying on the diagonal starting from the element, then reaching the lower right (left) successive elements is simply given by $\binom{i}{j-1}$

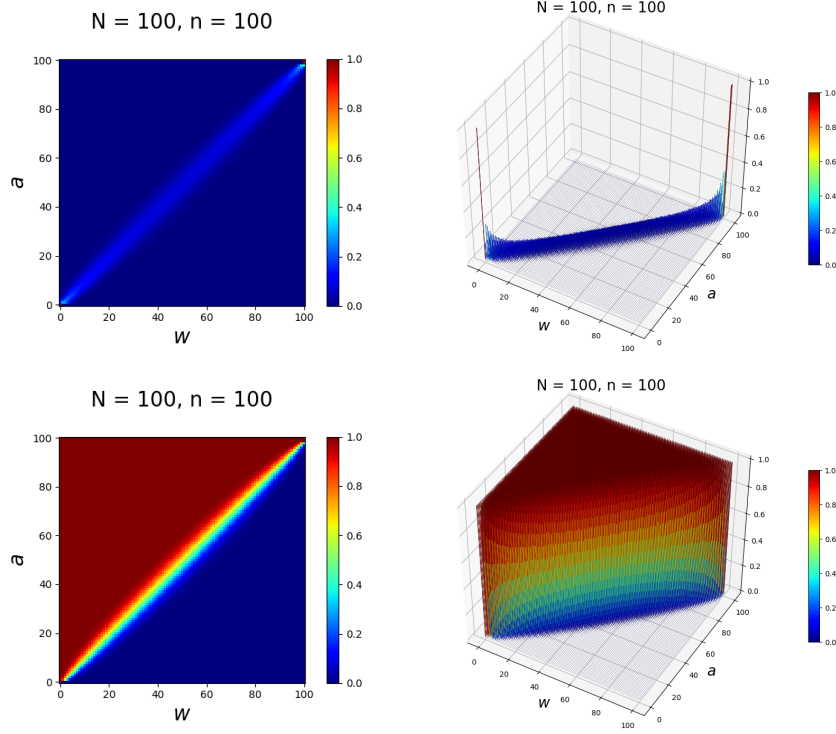


FIGURE 7. Box strategy P-functions with increment 1, offset 0. Top left: exact winners. Bottom left: minimum winners. On the right, the corresponding 3D histograms.

as desired. It is easy to see the similarities with (3.32). \square

Corollary 3.7. $P_{BS}(1, w)$ converges to $P_{RS}(1, w)$ for N large enough.

Proof. This follows from the relation $P_{BS}(1, w) = D_{N,w}/N!$ and fact that

$$\lim_{N \rightarrow \infty} \frac{D_{N,w}}{N!} = \frac{e^{-1}}{w!},$$

so the limiting distribution is equal to the Poisson distribution with expected value 1, which is the same limit as the binomial distribution. \square

Remark 3.8. As we have mentioned, analytic formulas exist for 3-, 4- and 5-discordant permutations, namely for $a = 3, 4, 5$ attempts (we refer to [8, 12, 10] for details). In Figure 7 we show the exact- and minimum-winner P-functions for the box strategy with increment 1 and zero offset. As we observe, the P-function appears to be identical (within small margin of errors) to the random-strategy P-function, corroborated by the fact that the estimated efficiency of this strategy converges to 1 as N increases, i.e. $\eta \sim 1$.

Since the offset has been set to zero for simplicity, P_i can only find their key within boxes $(i, i+1, \dots, i+a-1) \bmod N$. Now consider the simple case $a = 1$. It is clear that as long as prisoners are assigned a box number in a one-to-one correspondence, it does not matter which box number that is, but the above arguments can be applied after a simple

re-ordering of box (or player) numbers, e.g., P_i can be assigned box $i + D$ as her own fixed point. For the case $a = 2$, it does not matter whether P_i opens box $(i, i + 1) \bmod N$ or $(i + D, i + D + I) \bmod N$.

Similarly, it does not depend on the fact that some prisoners may decide to change their offset and/or increment. This is the case, for instance, where the box $b_{i,j+1} = f(\{b_{i,j}\})$, where f is a bijective function on $[1, \dots, N]$. This strategy would constitute an intermediate case between box strategy and random strategy, but since their P-functions are (almost) identical, a strategy that interpolates between the two will necessarily have (almost) identical P-function. It is natural then to ask whether any properly bounded strategy S , that is independent of K , will asymptotically approach the random strategy RS. All our simulations have confirmed this to be true. We can then present the most general, naturally properly bounded strategy, not based on the key numbers, BS:

- (1) Player P_i opens Box $(i + D_i) \bmod N$.
- (2) If Box $(i + D_i) \bmod N$ does not contain the key i , open Box $(i + D_i + I_i) \bmod N$, with I_i such that no box is opened more than once.
- (3) Repeat until the key i is found OR stop after a attempts.
- (C) The increment $I_{i,j}$ should be such that no boxes are opened more than once.

We will formulate this ‘convergence’ to the random strategy in more general terms in Conjecture 5.1 below.

Finally, even though analytic results are not generally known, approximations for the enumerators of discordant permutations have been studied. For instance, [9] shows that if $(a - 1) < N^{1/3}$, the normalized probability $P_{BS}^N(a, w)$ can be expanded in inverse powers of n (or $(n)_r = n \cdot (n - 1) \cdots (n - r + 1)$), with leading order term corresponding to a Poisson distribution. This suggests that, for N large enough, the P_{BS} will approximate P_{RS} , as it was hinted at earlier.

Let us give a heuristic argument to justify this. As we have seen, the random positioning of the key can be ‘compensated’ by a smart choice of the strategy exploiting the cycle-decomposition of any random permutation of keys. On the other hand, without exploiting this cycle decomposition, the keys cannot possibly be found in a specific order with any certainty. Hence, lacking a smart strategy to unravel the random distribution of keys, *any* other strategy will necessarily result in an approximate random probability of winning: even if the choice of boxes follows a certain order, as in the box strategy described above, the probability of winning will just reflect the randomness of the key distribution. If the choice of boxes is also random, then the probability will remain random, since a random shuffling of randomly distributed elements will still give a random distribution. This approximation will be more and more valid as the number of randomly shuffled elements increases. For small values of N , there may be finite differences, but they become negligible as N grows large. We shall describe this more concretely in (5.2) below.

4. HYBRID STRATEGIES

4.1. Escape routes. In the previous section we analyzed the three general classes of properly bounded strategies to approach the PSG. Crucially, for the box-strategy and the random strategy to be properly bounded, a constraint C was required. In the case of the key strategy, it is the condition $D = 0$ that makes the strategy properly bounded. To understand why, imagine player P_i first opens the box $j \neq i$. Now, P_i can either be inside her cycle or inside a different cycle. In the latter case, P_i may enter a cycle of length smaller than a and hence be forced to re-open certain boxes, never to find hers.

If for some reason the constraints on the increment (BS) or condition on the offset (KS) are not satisfied, the strategies become unbounded. Nevertheless, it is possible to recover proper boundedness by adding an extra algorithmic step, an escape route E , to all strategies:

E : If the next box to be opened has already been opened, choose another one to open, among the un-opened boxes.

This choice can again be made in one of three ways:

- choose the next box as indicated by the key number, $E = K$
- choose the next box randomly among the boxes not opened so far, $E = R$
- choose the next box sequentially, $E = B$

Note however that the first choice above does not necessarily, and on its own, imply boundedness. So we will neglect for the time being the key strategy as an escape route, though we will later present a (bounded) strategy that contains the KS as an escape. Another important feature, strengthened by the results of the previous section, is that the difference between a sequential or random choice of box to open is, within small statistical errors, inessential: as long as the keys are distributed randomly, the P-function for the RS and BS are almost identical. This seems to suggest that the difference between random and sequential choice of the next box to open is small enough to be neglected. This fact seems to be confirmed by the simulations (we encourage the curious reader to check this statement making use of [11]), though as we shall see, our efficiency index will pick up on small differences between strategies with a box or a random strategy as an escape.

For the time being we can, without loss of generality, consider the P-functions for the hybrid strategies KS and BS complemented by a random choice of the next box to be opened as an escape route. Note that, given our definition at the opening of section 3, the random strategy will never require an escape route⁶, as the constraint assures proper boundedness. Hence, we can still consider its P-function as the benchmark of all hybrid strategies with $n = N$.

Further extensions of the game are possible. Of particular interest in practical applications is the case $n < N$, for which some boxes will not contain a key, they are empty. In this case, an escape route will be needed while using the key-strategy if the last opened box is empty. We will also show an example of a bounded hybrid strategy [6], the Goyal-Saks algorithm, which uses $E = K$ escape route for the BS with $I = 1$ and a surplus. Finally, we will present simulations of a properly bounded strategy which uses a notion of fictitious keys as an escape route for the KS [2].

4.2. $n = N$ hybrid strategies. The first hybrid strategy we consider is the unbounded key strategy, $D \neq 0$, to which we add a random choice as an escape route whenever the player is about to open an already-opened box. The algorithmic steps are:

- (1) Player P_i opens any Box $j \neq i$.
- (2) If Box j does not contain the key i , but key k , open Box k .
- (3) Repeat until the key i is found OR stop after a attempts.
- (E) If the Player is forced to open a box she already opened, pick the next box randomly among the unopened boxes

We present in figure 8 results of the Monte Carlo simulation for this hybrid strategy. As we see immediately, the P-function for the hybrid of a key strategy with a random (or sequential) escape route approximates with high precision the random strategy P-function

⁶In fact, the hybrid strategy random with a random escape route corresponds by definition to the bounded random strategy, whose P-function has been shown in figure 2

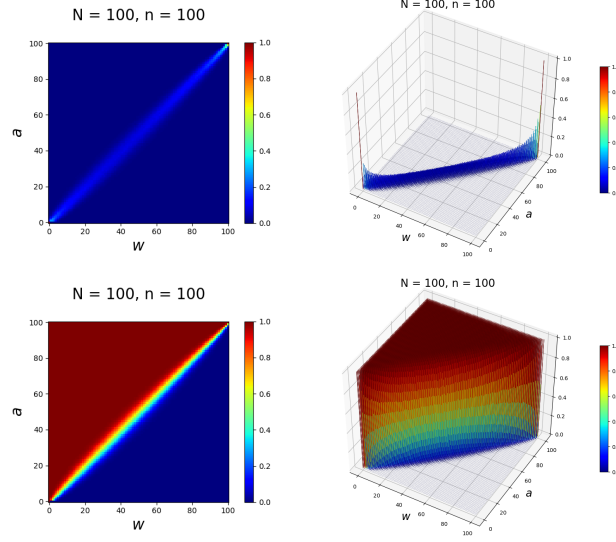


FIGURE 8. The key strategy P-function with $D \neq 0$, made properly bounded by the use of the random strategy as an escape, $E = R$. Note that the graph does not change if the value of the offset is different, or not constant for different prisoners, and also if the escape strategy is not the random but the box strategy $E = B$.

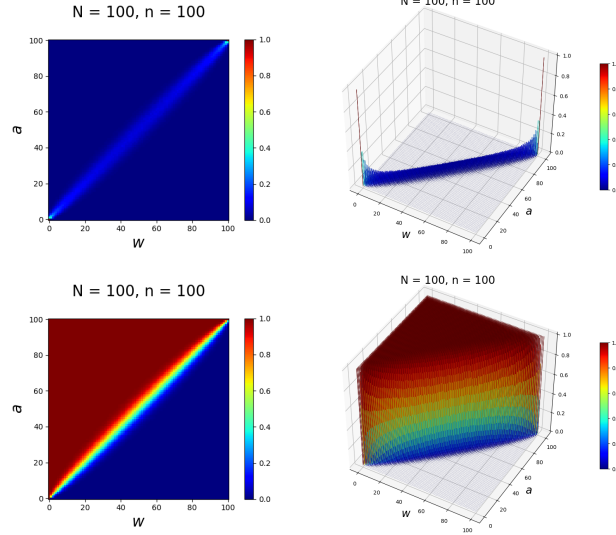
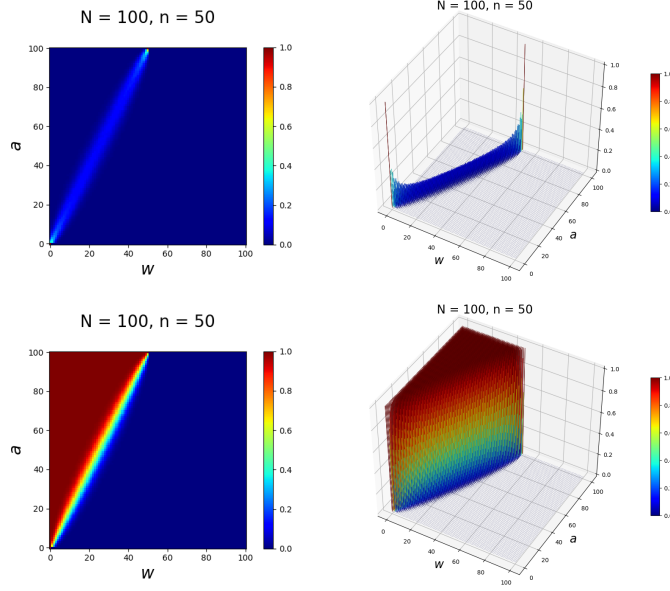


FIGURE 9. The box strategy P-function for $I = 5$ (not coprime with $N = 100$) and $D = 0$, made properly bounded by the use of the random strategy as an escape. Note that the graph does not change for a different choice of the offsets or if the escape strategy chosen is the box strategy with a different increment.

FIGURE 10. The properly-bounded random-strategy P-functions for $n < N$

in figure 2. The efficiency of this strategy is also estimated to be $\eta \sim 1$ within statistical error, hence strongly confirming its similarities with the random strategy.

The next hybrid strategy we consider is the unbounded box strategy, i.e. the increment I is not coprime to N , with $d = \gcd(I, N)$ complemented by a random-choice escape strategy. We call $\tau = N/d$ steps the *period*, the number of attempts after which all prisoners will be forced to open again an already-opened box. The algorithmic steps describing this BS hybrid are:

- (1) Player P_i opens any Box j .
- (2) If Box j does not contain the key i , open box $j+I \bmod N$, I not coprime to N
- (3) Repeat until the key i is found OR stop after a attempts.
- (E) If the Player is forced to open a box she already opened, pick another box randomly among the unopened boxes

The P-function is plotted in figure 9. It again corresponds, with high accuracy, to the random strategy P-function as also confirmed by the estimated efficiency $\eta \sim 1$.

4.3. $n < N$ hybrid strategies. The case of prisoner search games with empty boxes is one of the most explored variants in the literature. It clearly necessitates of an escape route to balance the presence of empty boxes and still enforce proper boundedness. We first consider a benchmark for these strategies, the properly bounded random-strategy whose analytic P-function, shown in figure 10, reads:

$$(4.35) \quad P(a, w) = \binom{n}{w} \left(\frac{a}{N}\right)^w \left(\frac{N-a}{N}\right)^{n-w}.$$

Just like the cases $n = N$, we use the (2.3) to calculate the efficiency of strategies for $n < N$, where again the normalization constant C in equation (2.3) chosen so that the

above random strategy has efficiency 1. Let us move forward to define, in parallel to the previous subsection, two types of hybrid strategies based on the unbounded key- and box-strategies.

First, we consider the hybrid strategy obtained from the unbounded box strategy complemented by a random escape route (figure 11). As one would expect simply by comparing the P-functions for random and box strategies, the exact- (and hence the minimum-)winners P-function for this hybrid will still be peaked only around the diagonal of equation: $a = \frac{N}{n}w$ (see figure 11 for the case $n = 50$).

The second case of hybrid strategy we consider is obtained from a key strategy with $D = 0$, KS^0 , complemented by a random or sequential escape route. In this case, one can intuitively expect (the box-selection imposed by) this hybrid strategy to “collapse” to the random-strategy if $n \ll N$: many boxes are empty, forcing prisoners to opt for a random selection of the next box to open. This argument implies that for $N - n$ large enough, the hybrid of an unbounded key strategy will reduce to a random strategy, i.e. for this strategy $\eta \sim 1$. In figure 12 we show that case $n = N - n = 50$ and note some very small differences, not connected to statistical errors, for small values of a and w . The estimated efficiency values for the two hybrid strategies with $E = R$ and $E = B$ are respectively 1.01 and 1.03.⁷ Interestingly, even for $N - n = 1$ (only one empty box), the P-functions for this hybrid strategy already possess the characteristic profile (along the diagonal) of the random-strategy P-functions, see figure 13 and 14. Furthermore, a computation of the efficiency again reveals a mild dependence on the escape route chosen: the hybrid of an unbounded key strategy and a random escape route, $E = R$, has an estimated efficiency $\eta = 1.21$, while the hybrid with sequential escape route, $E = B$ has estimated efficiency $\eta = 1.26$. Notably, both these strategies are more efficient than the random strategy with $n = 99$.

4.4. The Avis-Devroye-Iwama (ADI) strategy. So far we have presented strategies easily obtained as combinations of the three main strategies, random, key and box. There are of course examples of hybrid strategies whose escape does not belong to any of the above three categories. Examples of such strategies were presented in [2], where it was initially assumed $n < N$ and that all prisoners are surely aware of the value of n and N , and hence $N - n$.⁸ We will consider here only the first example, named PF-1, since the second example, PF-2(t), reduces to PF-1 for specific values of the parameter t and has been shown to produce lower winning probability in general. The strategy PF-1 can be described by the following algorithmic steps:

- (1) Player P_i opens Box i ($D = 0$) and sets an index $j_i = 0$, which counts the number of empty boxes that are opened during the search
- (2) If Box i contains key $j \neq i$, open box j ; if box i is empty, increment j_i by 1, and go to open box $n + j_i$
- (3) Repeat step 2 until the key i is found OR stop after a attempts.

It is immediately clear why the information about the exact value of N and n is required, since otherwise the prisoner would not know which box to open after having opened an

⁷The same hybrid strategy, based on the key strategy with random or sequential escape route, but non-zero initial offset D gives instead efficiency slightly below 1.

⁸Note that, while it was always in principle possible for the prisoners to know their total number n and the boxes number N , all the strategies analyzed so far were constructed regardless of this information, i.e. all prisoners would be given a unique list of boxes to open, even without knowledge of the exact number of empty boxes, $N - n$

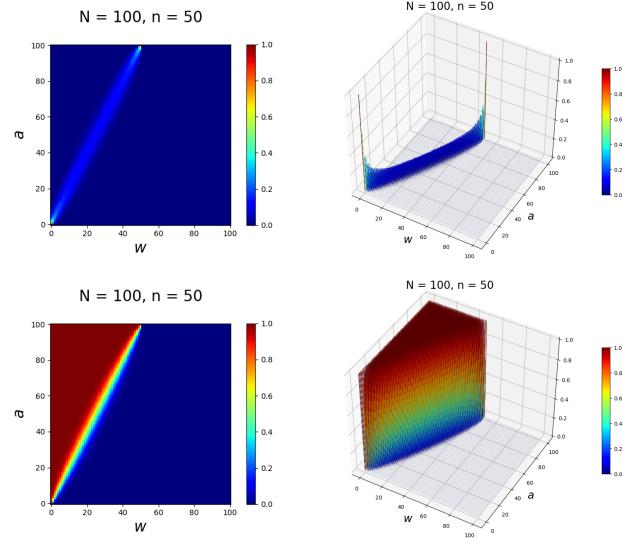


FIGURE 11. The unbounded box-strategy P-function with $D = 2$ and $I = 5$ (not coprime to $N = 100$), made properly bounded by the use of the random strategy as an escape, $E = R$. Note that the graph does not change for a different choice of the offsets or escape route.

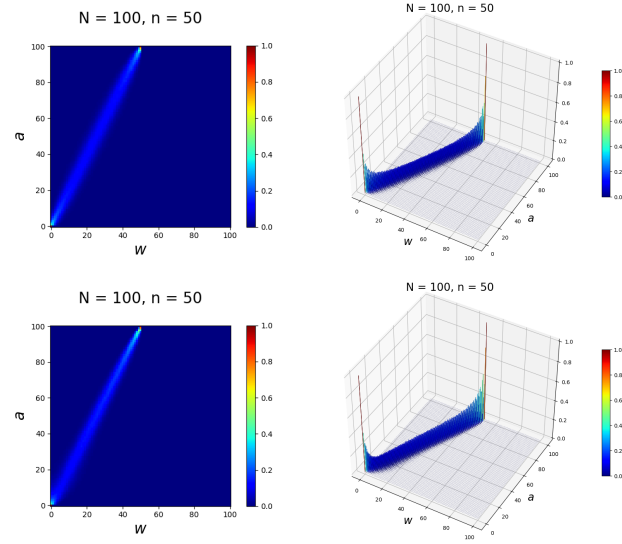
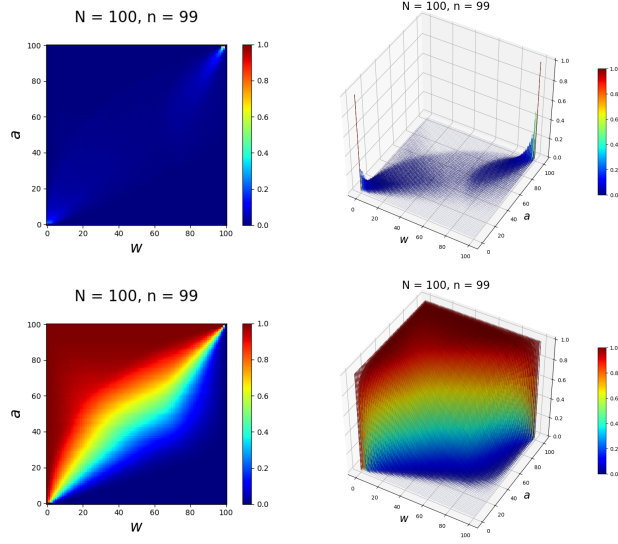
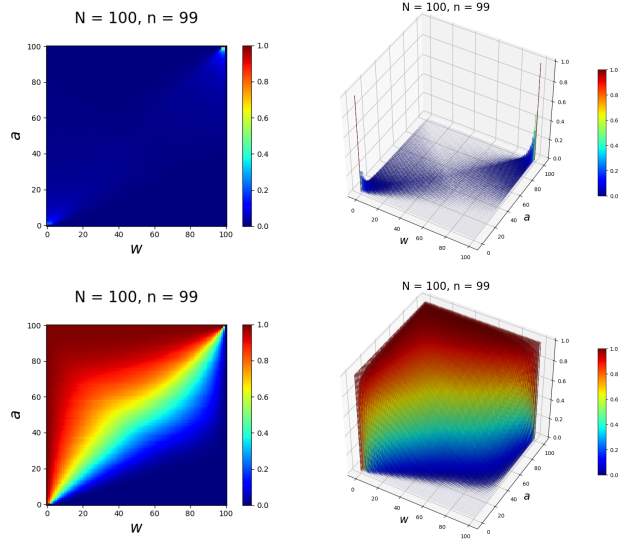
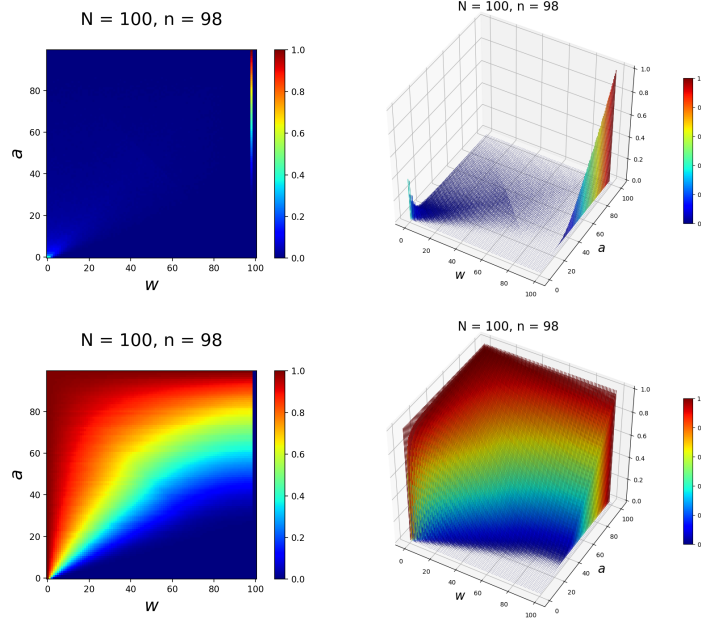


FIGURE 12. The exact winners P-function for the hybrid strategy, KS with $D = 0$, made properly bounded by either the random (top) or sequential (bottom) escape route. Though almost identical, note that (non-statistical) differences for $a, w < 20$, showing the two strategies are in fact different.

FIGURE 13. P-functions of the key strategy with $D = 0$ and escape $E = R$.FIGURE 14. P-functions of the key strategy with $D = 0$ and escape $E = B$.

empty box. The index $j_i = 1, \dots, N - n$ counts, in the same order they have been opened by each prisoner, the empty boxes. Since this opening order may vary from prisoner to prisoner, it is important to realize that the cycle structure of the keys, the union of the ‘real’ keys numbered from 1 to n , and the ‘fictitious’ keys which force the players to open the boxes from $n + 1$ to N (for which there is no actual key present), is not unique in this case, but it definitely varies from prisoner to prisoner (We refer the reader to the explicit example given in [2]). This of course does not happen when $N = n + 1$, only one empty box,

FIGURE 15. The ADI strategy, for $n = 98$.

since in that case all prisoners will agree on its box number and the P-functions will look exactly as Figure 5. Hence, for this strategy alone, we will not show the case $n = 99$, but $n = 98$ instead. In figure 15 and 16 we show the P-function for the strategy PF-1, for $n = 98$ and $n = 95$ respectively. For n small enough, the P-function will approximate once again to the P-function for the random strategy, shown in figure 10. The estimated efficiency values of this strategy, for $n = 98, 95, 50$ are given by $\eta = 1.30$, $\eta = 1.18$, $\eta = 1$ respectively.

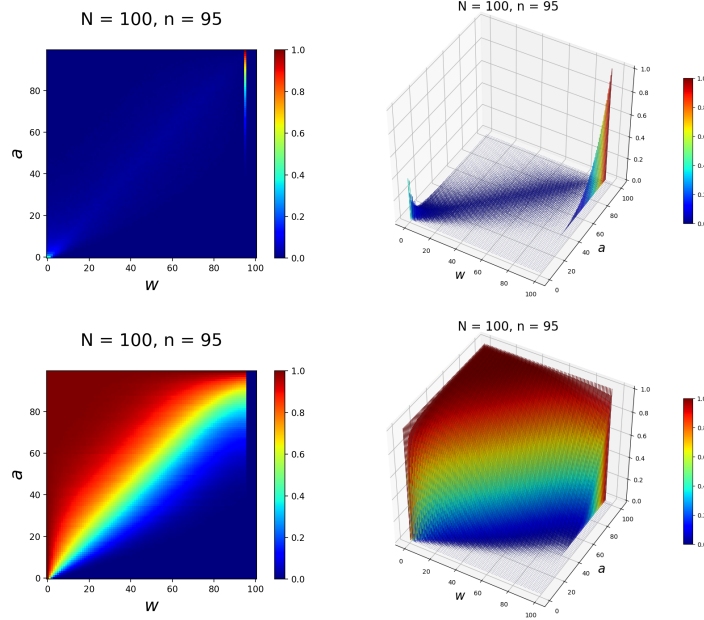
4.5. The Goyal-Saks (GS) strategy. Finally, we simulate the P-function for the Goyal-Saks algorithm in [6, Theorem 1], in the general case $w < n$. This hybrid strategy is bounded, but not properly bounded. The strategy of Goyal and Saks is as follows. Let $d = \lfloor N/n \rfloor$ and let us denote by $[s, t]$ the set of integers $\{s, s+1, \dots, t-1, t\}$ if $s \leq t$ and $\{s, \dots, N\} \cup \{1, \dots, t\}$ if $s > t$. Define $\text{occupied}[s, t]$ to be the number of boxes that contain a key (hence are not empty) in $[s, t]$, and define

$$\text{surplus}[s, t] = \text{occupied}[s, t] - \frac{|s - t|}{d}.$$

In other words, the surplus function measures how much the number of non-empty boxes in the interval $\{s, t\}$ differ from the average number of non-empty boxes in the same interval. For each i , we let $m(i)$ be the smallest integer such that $\text{surplus}[i, m(i)]$ is non-negative. Finally, we partition the boxes into bins B_1, \dots, B_n , where B_i contains boxes $[d(i-1) + 1, d(i-1) + d]$ for $i \in [1, n-1]$, and B_n contains boxes $[d(n-1) + 1, N]$.⁹ The algorithm is then the following.

- (1) Player P_i starts at the first box of the bin B_i .

⁹Note that this is only one possible arrangement of boxes into bins when N/n is not an integer.

FIGURE 16. The ADI strategy, for $n = 95$.

- (2) Check boxes sequentially, keeping track of the surplus until surplus is non-negative, hence $m(i)$.
- (3) If box $m(i)$ contains the key, done.
- (4) If not, then box $m(i)$ will contain key j , go to bin B_j . Reset surplus and repeat.

This means that the player will follow a BS until the surplus is negative, then use the key strategy as an escape when the surplus becomes non-negative, then continue with the sequential selection of boxes, and so on. It is clearly a hybrid strategy, but not a properly bounded one. Then the main result of [6] is that their strategy, GS, for $w = n$ and $a = N/k$ (k also depends on n) has success probability at least

$$2^{-9\sqrt{kn} \log_2 n - k}.$$

It is known that this lower bound can be improved to $2^{-3\sqrt{kn} \log_2 n - 2k \log_2 e/3}$, but it is ineffective in the following sense. The classical case corresponds to $N = n = 100$ and $k = 2$, and substituting into the latter expression we have

$$2^{-3\sqrt{200} \log_2 100 - 4 \log_2 e/3} \sim 2 \times 10^{-85},$$

which is much smaller than the exact probability 0.311 calculated from the classical solution. Indeed, it remains an open problem to determine whether the probability $P(N/2, n)$ with varying n tends to zero. To answer this question, we simulated the GS strategy for different values of $N/2 \leq n < N$ confirming that indeed $P(N/2, n)$ is vanishingly small. Given our limited samples of all permutations, it would be clearly impossible to verify with precision the bound (to obtain a probability of 10^{-85} we would have to consider at least 10^{85} permutations and verify that in at most one of those can n players win with $N/2$ attempts).

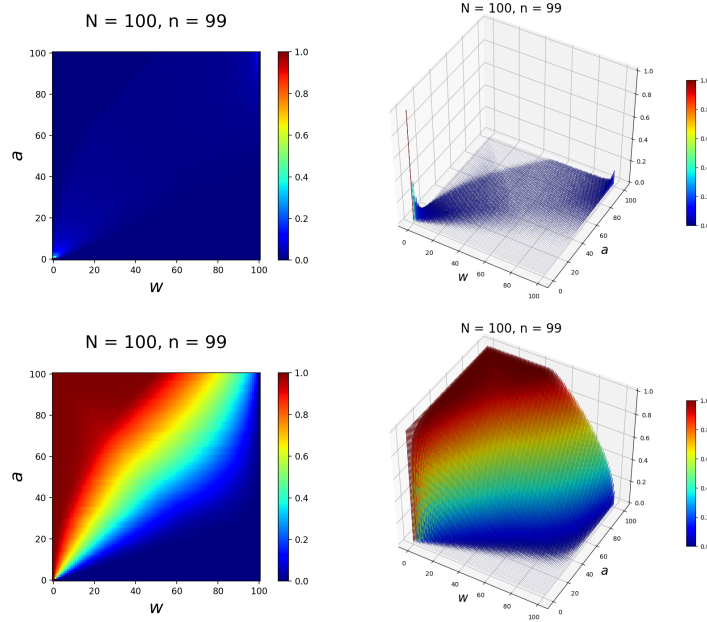


FIGURE 17. The Goyal-Saks strategy, the only example of a bounded strategy presented in this paper.

In figure 17 we show the case $N = 100$ and $n = 99$: it is easy to see the strategy is not properly bounded, but only bounded, since for $a = N$, the P-function $P(N, w)$ never reaches 1 (see exact winners histogram in figure 17)

The estimated efficiency of the Goyal-Saks strategy for $N = 100$ and $n = 99$ has value 1.12 showing that it is less efficient than the key plus random hybrid strategy analyzed above. As expected for small values of n , the P-function approximates the random P-function, e.g. for $n = 50$, the estimated efficiency has value $\eta = 0.99$.

5. SUMMARY OF RESULTS

5.1. Summary. In this section, to facilitate the job of the reader, we summarize the results found. Recall that any strategy is just a result of all players answering the following three questions consistently:

- (1) **Initial choice:** Which box do I start from?
- (2) **Main strategy:** At any stage, after opening a box, which box do I open next?
- (3) **Escape:** If the main strategy algorithm suggests to open an already-opened box or, using the key strategy, the opened box is empty, how do I choose the next box among the unopened ones?

Although a team of players can try to answer these questions in any number of ways, in this paper we consider only those answers which lead to meaningful, i.e. *properly bounded* strategies. Thus, independently of whether $N = n$ or $N > n$, our answers are as follows:

- (1) **Initial choice:**
 - Uniform random, D arbitrary
 - Zero-offset, $D = 0$: player i starts from box i

$n = 100$		
Strategy	Escape	η
KS ⁰	-	1.35
KS	RS	1.00
KS	BS	1.00
BS1	-	1.00
BS5	RS	1.00
BS5	BS	1.00
Goyal-Saks	-	1.35
ADI	-	1.35
RS	-	1

$n = 99$			$n = 50$		
Strategy	Escape	η	Strategy	Escape	η
KS ⁰	RS	1.21	KS ⁰	RS	1.01
KS ⁰	BS	1.26	KS ⁰	BS	1.04
KS	RS	1.00	KS	RS	1.00
KS	BS	1.00	KS	BS	0.99
BS1	-	1.00	BS1	-	0.99
BS5	RS	1.00	BS5	RS	1.00
BS5	BS	1.00	BS5	BS	1.00
Goyal-Saks	-	1.12	Goyal-Saks	-	0.99
ADI *	-	1.30	ADI	-	1.00
RS	-	1	RS	-	1

TABLE 1. Efficiency of various strategies described in the paper for three different values of n . Note that, since the values are obtained from P-functions simulations using Monte Carlo sampling, they are not exact. Above, we show only the statistically meaningful decimals for the estimated efficiency. (*Here the η value is written for $n = 98$ since ADI for $n = 99$ is identical to $n = 100$)

- Nonzero-offset, $D = \text{constant} \neq 0$: all players P_i start from box $i + D$
- (2) **Main strategy:**
 - Key strategy (KS)
 - Box strategy (BS)
 - Random strategy (RS)
- (3) **Escape:**
 - Open a random box among the closed once (RS)
 - Open the next closed box in the sequence (BS)

To indicate zero offset, we will add a 0 index to the acronym for the strategy, e.g. KS⁰. Also, since the box strategy requires the specification of a (constant) increment I , we will indicate it as BSI in the tables.

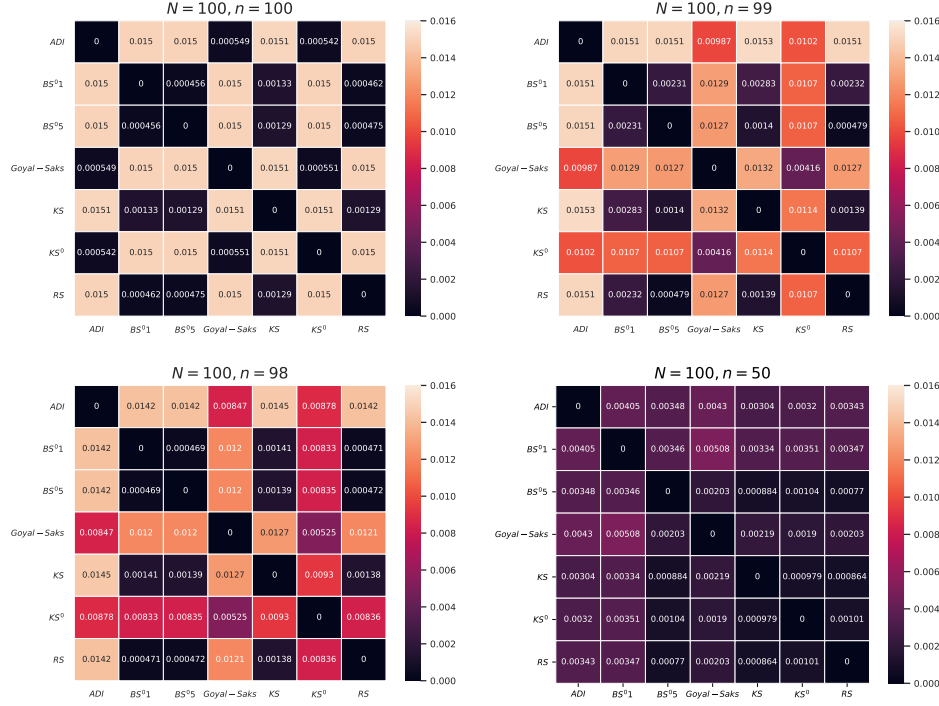


FIGURE 18. Errors heatmap for various values of n . For each n , and for each pair of strategies, the absolute error is calculated using (2.4).

We have quantified how ‘favorable’ (more winners with less attempts) each of the strategies are, using the efficiency index η (2.3) which is always normalized by a RS, (3.8) for $n = N$ or (4.35) for $n < N$. From the table 1, it is clear that the box strategy with an arbitrary increment is only as efficient as the random strategy. The same is true for the key strategy when players do not start by opening their own box. It is also evident from the table that as the number of empty boxes increases, all strategies P-functions converge to the random strategy P-functions (4.35).

Another important question is how much two strategies differ. To answer it, in (2.4) we have defined ϵ_{ij} as the integrated absolute difference between two distributions $P_i(a, w)$ and $P_j(a, w)$. In Fig. 18 we show ϵ_{ij} heatmap for different combinations of strategies. It is easy to see from these how strategies with similar (if not identical) efficiency also have small absolute global errors.

5.2. Convergence to random. Finally, to conclude our analysis we present a conjecture that is suggested by our simulations and results (see [11] for experiments). Consider the (discrete) space of all properly bounded strategies \mathcal{S} which determines the space \mathcal{P} of all corresponding P-functions. The error $\epsilon_{ij} = \epsilon_{ij}^{n,N}$ between two strategies S_i and S_j defined in 2.4 depends on n and N . It is straightforward to check that ϵ_{ij} defines a metric on \mathcal{P} for every value of n and N . Hence we present the following.

Conjecture 5.1. *For any properly bounded strategy S , excluding KS^0 , its P-function converges to the P-function of the random strategy as N grows large or as n/N grows small, in particular*

$$(5.36) \quad \lim_{N \rightarrow \infty} \epsilon_{S,RS} = 0, \quad \text{for } n = N,$$

$$(5.37) \quad \lim_{n/N \rightarrow 0} \epsilon_{S,RS} = 0, \quad \text{for } n < N.$$

To phrase (5.36) and (5.37) differently, we also recall that a sequence of random variables X_k is said to converge in distribution to X if their associated cumulative distribution functions $F_k(x)$ converge to $F(x)$ for all x . In our case, where X_k is associated to a strategy S_k , similar to (3.13), we have for any fixed a, n , and N ,

$$(5.38) \quad F_k(w) = P(X_k \leq w) = 1 - P_{S_k}^{\min}(a, w + 1).$$

Then we may refine the conjecture to the statement that for any properly bounded strategy S different from KS^0 , the associated random variable S converges to X_{RS} as N grows large.

Remark 5.2. Finally, we present informally an alternative formulation of the above conjecture, which does not rely on limits for N or n . A nontrivial change in the algorithmic steps of a strategy S (e.g. the value of S on $B \times K$ for each prisoner $P_i \in P$) will move the point S in \mathcal{S} . The closer two points S and S' in \mathcal{S} , the smaller the differences (absolute value of the error or estimated efficiency) between the two strategies. Then we expect that there is a sequence of modifications of a strategy S_k such that S_k converges to the RS in distribution. Put differently, we can say that the random strategy acts as an *attractor* in the space of all (properly bounded) strategies one can generate to solve the PSG.

6. FUTURE DIRECTIONS: RIGGED SEARCH GAMES, STORAGE STRATEGIES AND MEMORY

In this paper we discussed a multitude of inequivalent strategies to approach the unconstrained 100 prisoner problem, or PSG. Of course, any optimal retrieval process must clearly depend on the storage processes preceding it. Here, we analyzed the case of storage strategy in which n keys are randomly distributed in N boxes of capacity 0 or 1 (each box can contain at most one key) and show that all classes of strategies (except the key strategy with fixed initial conditions, $D = 0$ and $n = N$) will achieve performances comparable, or converging to, the random strategy performances. However, as it turns out the key-strategy itself is not much more efficient than the random strategy, as it is easy to verify by computing the efficiency of a perfect God-strategy (see footnote 3), $\eta \sim 5.6$. As expected, these results indicate that classical retrieval strategies for the unconstrained problem cannot improve by much the random strategy efficiency, since the storing process was fixed to be random.

On the other hand, the quantum (constrained) variant of the locker puzzle [1] has been shown to be trivial, as it allows for maximum winners with 100% chances in all fair games for $a \geq \frac{\pi}{4}\sqrt{N}$. It is not difficult to understand how neither the classical nor the quantum variant of this search game are fit to accurately describe memory retrieval processes in living organisms, but instead they constitute the two extreme mathematical abstractions of

realistic memory retrieval processes. Natural organisms endowed with memory certainly do not store information in random fashion nor do they retrieve them randomly, and are most likely not constrained, at least at the collective level, by quantum mechanical rules. Rather, the storage follows specific patterns, and consequently the same happens during retrieval processes. Furthermore, in various circumstances, memory retrieval processes are facilitated by external (or internal) cues, which allow for the right neuronal connection to be turned on, producing memory recall.

The goal of this paper was to pave the way for the mathematically rigorous but biology-driven analysis of memory in living organism, animate or inanimate. Of course, to describe accurately biological memory processes one would need to consider further extensions or modifications of the PSG. For instance, crucial to resolve is the equivalent problem posed on storing strategies: given a fixed retrieval strategy, what is the storing strategy which optimizes the probability of (partial) information retrieval? Alternatively, is there a storing strategy which optimizes the probability of (partial) information retrieval, regardless of the retrieval strategy?

Of course, to answer this question(s) in general terms, it will be necessary to consider boxes with capacity $l > 1$, i.e. each box can contain at most l keys. This of course will destroy the key-box cycle-structure created by randomly distributing keys in boxes all with exact capacity 1, and create branching and overlapping cycles. Equivalently intriguing is the generalization whereby each prisoner P_i looks for her key i , but also for other distinct keys j, k, \dots which also open her cell door.

One would certainly expect these extended PSGs to possess novel, less-smooth P-functions, obviously related to the chosen storing strategy, which may be directly confronted to efficiency or performance of biological mnemonic processes. We will report the rigorous answers for these fascinating questions in future research work.

Acknowledgements. IL acknowledges two interviewers from Alibaba who accidentally made him aware of the problem. SMS acknowledges funding from the DST-INSPIRE Faculty Fellowship (DST/INSPIRE/ 04/2018/002664) by DST India.

APPENDIX A. UNBOUNDED (PURE) RANDOM STRATEGY

In this appendix, we present the analytic P-function formula for the unbounded random strategy. This variant of the strategy (for $n = N$) presented in 3.1 allows every prisoner to choose and open a box that was already opened. This could happen, for instance, if the prisoner suffers from short-term memory loss or if the amount of boxes she opened is so large that she would not remember them all. At each box selection a prisoner has 1 chance of getting the right box with the right key, and $N - 1$ chances of getting the wrong box. At the next selection, she again has 1 chance of finding the right box, and again $N - 1$ of failing. Instead of summing all chances that the prisoner gets her key in the first attempt, or the second, or multiple attempts, we can compute directly the chances that a prisoner does not obtain her key in a attempts,

$$(A.39) \quad \left(\frac{N-1}{N} \right)^a.$$

Consequently, the probability that a prisoner does get her key within a attempts is easily obtained by subtracting the above number from the unity. If we consider N players and impose that exactly w must be winners, we obtain the P-function for the pure random

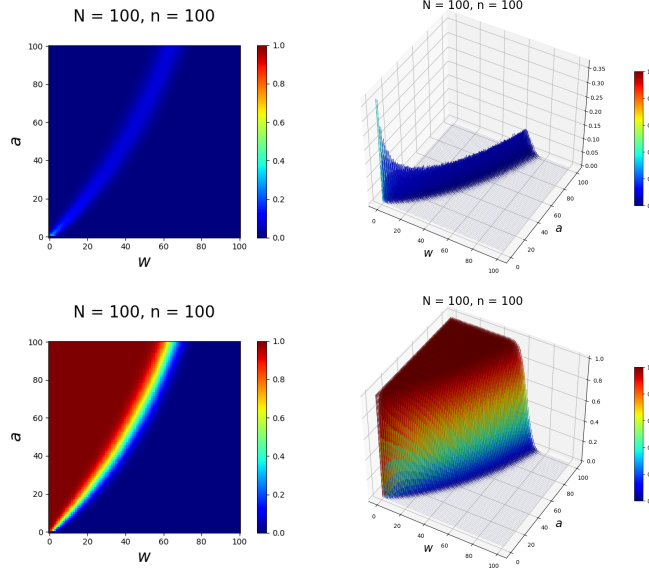


FIGURE 19. The P-functions for the pure-random strategy, the only example of unbounded strategy presented in this paper.

strategy:

$$(A.40) \quad P_{\text{pureR}}(a, w) = \binom{N}{w} \left[1 - \left(\frac{N-1}{N} \right)^a \right]^w \left[\left(\frac{N-1}{N} \right)^a \right]^{N-w}.$$

In figure 19 we present the P-function for $N = 100$. The minimum-winner P-function for the pure random strategy is everywhere smaller than (or equal to) the properly bounded random-strategy P-function, as expected from the discussion in section 2.1. This is also confirmed by the estimation of the efficiency for this unbounded strategy, $\eta = 0.66$, the lowest efficiency value encountered throughout the analysis.

REFERENCES

- [1] D. Avis and A. Broadbent, (2009). The quantum locker puzzle. In 2009 Third International Conference on Quantum, Nano and Micro Technologies (pp. 63-66). IEEE.
- [2] D. Avis, L. Devroye and K. Iwama, *The locker problem with empty lockers*, International Journal of Computer and Information Engineering **3** (2009), no. 12, 2747–2750.
- [3] E. Curtin and M. Warshauer. The locker puzzle. The Mathematical Intelligencer, **28**(1):28-31, 2006.
- [4] A. Czumaj, G. Kontogeorgiou, and M. Paterson, 2020. Combinatorial Communication in the Locker Room. arXiv preprint arXiv:2008.11448.
- [5] A. Gál and P. B. Miltersen, The cell probe complexity of succinct data structures, Theoret. Comput. Sci. **379** (2007), no. 3, 405–417. MR2329209
- [6] N. Goyal and M. Saks, A parallel search game, Random Structures Algorithms **27** (2005), no. 2, 227–234. MR2155707
- [7] I. Kaplansky and J. Riordan, Scripta Math. **12** (1946), 113-124.
- [8] J. Riordan, Discordant permutations, Scripta Math. **20** (1954), 14–23. MR0063333
- [9] J. Riordan, *An introduction to combinatorial analysis*, Wiley Publications in Mathematical Statistics, John Wiley & Sons, Inc., New York, 1958. MR0096594
- [10] J. M. Santmyer, Five discordant permutations, Graphs Combin. **9** (1993), no. 3, 279–292. MR1245583

- [11] S. M. Shekatkar and I. Lodato, the `prisoners-search-game` package, URL <https://figshare.com/articles/prisoners-search-game/13482591>
- [12] E. G. Whitehead, Jr., Four-discordant permutations, J. Austral. Math. Soc. Ser. A **28** (1979), no. 3, 369–377. MR0557288

Email address: `ivano.lodato@gmail.com`

NYSUS LIMITED, HONG KONG

Email address: `snehal@scms.unipune.ac.in`

DEPARTMENT OF SCIENTIFIC COMPUTING, MODELING, AND SIMULATION, SAVITRIBAI PHULE PUNE UNIVERSITY, PUNE, INDIA

Email address: `tiananw@umich.edu`

DEPARTMENT OF MATHEMATICS AND STATISTICS, UNIVERSITY OF MICHIGAN, DEARBORN MI, USA