

Credit Freezes, Equilibrium Multiplicity, and Optimal Bailouts in Financial Networks.

Matthew O. Jackson and Agathe Pernoud*

Draft: December 2020

Abstract

We analyze how interdependencies between organizations in financial networks can lead to multiple possible equilibrium outcomes. A multiplicity arises if and only if there exists a certain type of dependency cycle in the network that allows for self-fulfilling chains of defaults. We provide necessary and sufficient conditions for banks' solvency in any equilibrium. Building on these conditions, we characterize the minimum bailout payments needed to ensure systemic solvency, as well as how solvency can be ensured by guaranteeing a specific set of debt payments. Bailout injections needed to eliminate self-fulfilling cycles of defaults (credit freezes) are fully recoverable, while those needed to prevent cascading defaults outside of cycles are not. We show that the minimum bailout problem is computationally hard, but provide an upper bound on optimal payments and show that the problem has intuitive solutions in specific network structures such as those with disjoint cycles or a core-periphery structure.

JEL CLASSIFICATION CODES: D85, F15, F34, F36, F65, G15, G32, G33, G38

KEYWORDS: Financial Networks, Markets, Systemic Risk, Financial Crisis, Networks, Banks, Credit Freeze, Default Risk, Financial Interdependencies

*Department of Economics, Stanford University, Stanford, California 94305-6072 USA. Jackson is also an external faculty member of the Santa Fe Institute. Email: jacksonm@stanford.edu and agathep@stanford.edu. We gratefully acknowledge financial support under NSF grants SES-1629446 and SES-2018554. We thank Marco Bardoscia, Celso Brunetti, Ozan Candogan, Matt Elliott, Gerardo Ferrara, David Hirshleifer, Arjun Mahalingam, Carlos Ramirez, Tarik Roukny, Alireza Tahbaz-Salehi, Erol Selman, and especially Co-Pierre Georg, for helpful conversations and comments. We also thank Philip Bond, an associate editor, and the referees for their suggestions for reshaping the paper. This paper incorporates some results from Jackson and Pernoud (2019) (SSRN: <https://papers.ssrn.com/abstract=3311839>) and presents new results.

1 Introduction

Today’s financial sector is characterized by strong interdependencies, with large amounts of capital circulating among financial firms. For instance, Duarte and Jones (2017) estimate that 23% of the assets of bank holding companies come from other financial intermediaries, as well as 48% of their liabilities - *almost half*.¹ These interdependencies allow for better risk-sharing and allocation of capital, but also pave the way for systemic risk, as became apparent during the 2007-2008 financial crisis. Given that not all risks can be fully hedged, defaults and counterparty risk represent major sources of inefficiency.^{2,3} Defaults involve substantial deadweight costs, including fire sales, early termination of contracts, administrative costs of government bailouts, and legal costs, among others; some of which are born by parties others than those who are responsible for the original default. These deadweight costs are substantial, with estimates of bankruptcy recovery rates in the 56-57 percent range.⁴

To better understand these issues, the literature on financial contagion has studied how interbank obligations create channels for a shock in one part of the system to spread widely.⁵ What has received less attention is how these interdependencies can lead to multiple equilibria, with the insolvencies of some banks becoming self-fulfilling. Depending on the network structure, some banks may remain solvent if and only if they all repay their debts to each other. This multiplicity is important to understand as it contributes to the fragility of the financial system: multiple equilibria mean that pessimistic beliefs about the state of others’ balance-sheets can become self-fulfilling and lead banks to stop payments to each other – a type of credit freeze – even when solvency is possible in another equilibrium where banks trust that they will receive each other’s payments.

In this paper, we study financial networks in which banks are linked via unsecured debt contracts.⁶ The value of a bank depends on the value of its assets outside of the network, as well as of its claims on other banks. If a bank’s assets are not enough to cover its liabilities, the bank becomes insolvent and defaults on part of its debts. Importantly, we allow for “bankruptcy” costs that discontinuously depress a bank’s balance-sheet when it becomes

¹The difference reflects the fact that many other types of financial institutions that are not BHCs (e.g., Real Estate Investment Trusts, insurance companies, and various sorts of investment funds, etc.) have accounts of cash, money markets, and other deposits held at BHCs.

²As a poignant example, even the organizations offering insurance and hedges default. For instance, a key failure in the financial crisis in 2008 was that AIG was unable to deliver the insurance it had sold on many derivative contracts. Its inability to even meet margin calls on that insurance, and subsequent insolvency, forced a large government intervention.

³In terms of relations to textbook general equilibrium and efficient markets, not only are markets incomplete, but they also involve substantial discontinuities that can even preclude existence of equilibrium bank values, as we discuss in the online materials (Appendix B.3).

⁴See, for example, Branch (2002), Acharya, Bharath, and Srinivasan (2007), and Davydenko, Strebulaev, and Zhao (2012).

⁵See, for instance, Eisenberg and Noe (2001), Gai and Kapadia (2010), Elliott, Golub, and Jackson (2014), Acemoglu, Ozdaglar, and Tahbaz-Salehi (2015), Csoka and Herings (2018). For a recent survey, see Jackson and Pernoud (2020).

⁶The ideas extend to other sorts of contracts as we discuss in the appendix.

insolvent.

We make the following contributions.

First, we provide a comprehensive analysis of the multiplicity of equilibrium bank values. We show that there exist multiple equilibria for bank values if and only if there exists a certain type of dependency cycle in the network. The intuition is that cycles of liabilities allow costly defaults to feedback through the financial network, generating the possibility of self-fulfilling defaults. There are well-defined ‘best’ and ‘worst’ equilibria, ordered by banks’ values. In the best equilibrium none of these self-fulfilling cycles of defaults occur,⁷ while in the worst equilibrium they all do, and they can intersect and interact. There are also intermediate equilibria that involve some, but not all, of the self-fulfilling cycles defaulting. These results identify the precise benefit of canceling out cycles of claims – what has become known as ‘compression’. We then give sufficient and necessary conditions for banks’ solvency under both the best and worst equilibria. All banks are solvent in the best equilibrium if and only if their portfolio satisfy an appropriate balance condition. Solvency in the worst equilibrium is more demanding, and its characterization depends on cycles in the network.

Second, we take the perspective of a regulator who can inject capital into banks so as to avoid defaults and their associated costs. Injecting capital into a bank can have far reaching consequences if, by paying back its obligations to others, that bank can bring some of its counterparties back to solvency and allow them to repay their own obligations, hence triggering a repayment cascade. Given these complex interactions, which banks should the regulator bailout so as to minimize the total injection of capital while ensuring solvency of all? Building on our analysis of equilibrium multiplicity, we identify the minimum bailout payments needed to ensure that all banks are solvent in *any* given equilibrium. We also identify which of the bailout payments cannot be expected to be eventually recovered by the regulator, and which can, and how those split nicely across differences between defaulting payments in the best compared to other equilibria.

The minimum bailouts to ensure systemic solvency in the best equilibrium do not depend on the specific network structure, and only require “re-balancing” each bank’s portfolio. In contrast, the minimum bailouts ensuring systemic solvency in any other equilibrium depend on the details of the network structure, as they require injecting enough capital so as to clear whichever cycles are defaulting in that equilibrium. Characterizing the minimum bailouts for any other equilibrium is thus much more complex. In fact, we prove that it is an NP-hard problem. Part of the complexity comes from banks being involved in multiple cycles, as they allow for a repayment cascade triggered in one cycle to spread to another. In addition, which combination of bailouts can most cheaply indirectly restore solvency of other banks is a combinatorial problem that we show is at least as complex as what is known in complexity theory as the Partition Problem. We derive a bound on the complexity of the calculations as a function of the number of cycles in the network.

⁷There can be other defaults, and even cycles of defaults, in the best equilibrium, but those cannot be avoided absent regulatory intervention. We characterize these in the results below.

Despite this complexity, we show that the total bailout costs are bounded by guaranteeing the cheapest debt payment per cycle, and can reach at most half of the total overall shortfall, and that these bounds are tight.

We also derive the optimal bailout policy for some prominent network structures, such as networks with disjoint cycles as well as core-periphery networks. If cycles are disjoint, bailing out the bank with the smallest shortfall is easily seen to be optimal. The case of core-periphery networks is more subtle, and we show that it is always cheaper to start by bailing out peripheral banks as opposed to targeting core banks directly, as it allows the regulator to leverage peripheral banks' capital buffers. This provides the basic intuition that underlies much of our analysis of optimal bailouts: when considering the bailout of a particular bank, instead of injecting capital directly into it, it can be cheaper to inject smaller amounts into banks that owe that bank money, leveraging those banks' capital. In core-periphery networks, those peripheral banks are well identified and are not involved in further cycles, but in more complex networks they can be and this becomes a combinatorial problem.

Our model builds on the literature that followed the interbank lending network model of Eisenberg and Noe (2001). They introduce the notion of a clearing vector, which specifies mutually consistent repayments on interbank loans for all banks in the network, and show that it is generically unique.^{8,9} More recent papers have pointed out that the non-negligible bankruptcy costs that banks incur whenever they are insolvent facilitate the existence of multiple clearing vectors, and hence of multiple equilibrium for banks' values (Rogers and Veraart (2013); Elliott, Golub, and Jackson (2014))). This multiplicity comes from the discontinuous drop in a bank's value at default, which can create self-fulfilling combinations of defaults.¹⁰ This multiplicity has not been examined in any detail, and instead previous studies restrict attention to equilibrium repayments that lead to the least number of defaults in their analysis.

One of the only papers that emphasizes the multiplicity of clearing vectors, and hence of equilibrium values for banks, is Roukny, Battiston and Stiglitz (2018). They show that a multiplicity arises only if there is a cycle of claims in the network that induces high enough dependence between banks' solvencies. More precisely, the cycle must be such that each bank's solvency depends on the solvency of its predecessor in the cycle. The main focus of their paper is however different from ours: they argue equilibrium multiplicity makes assessing systemic risk harder, as it means some defaults are indeterminate, even conditional on realized fundamentals. They propose a method to measure this source of uncertainty, and study how much it can affect a regulator's capacity to assess default probabilities. Our focus

⁸There can still exist multiple clearing vectors when banks have no capital buffer and form closed loops.

⁹Acemoglu, Ozdaglar and Tahbaz-Salehi (2015) extend that model by allowing for debts of different seniority, and for banks to liquidate part of their assets in order to meet their obligations. Their payment equilibrium, which is a generalization of Eisenberg and Noe's clearing vector, is also generically unique.

¹⁰This source of equilibrium multiplicity differs from bank runs à la Diamond and Dybvig (1983). Here, it stems from reduced payments due to bankruptcy costs that become self-fulfilling, and not from the optimizing behavior of agents who, anticipating a bank's failure, claim their assets and bring it to insolvency.

is instead on the details of the multiplicity and ways of addressing it. We give a different and more extensive characterization in terms of our model’s primitives: we show that, for any cycle of claims, multiple equilibria are avoided if and only if there exists at least one bank on that cycle that satisfies an iterative definition of solvency. We then build on this characterization of equilibrium multiplicity to study optimal bailout policies.

Our analysis of optimal bailouts relates to Demange (2016), who characterizes the optimal cash injection policy in a network of interbank lending that relies on the properties of equilibrium debt payments between banks. She defines an institution’s threat index as the marginal impact of an increase in its direct asset holdings on total debt repayments in the system, assuming the policy does *not* change the set of defaulting banks. This index is null for all solvent banks, but is strictly positive for defaulting banks, as a larger portfolio means that they can repay a larger fraction of their liabilities, which may enable other banks to repay more of their liabilities, etc. Hence a bank’s threat index captures its *marginal* social value of liquidity. In this paper, we instead examine how much of an injection is needed to change and avoid defaults.

Though further away from what we study in this paper, the recent literature on portfolio compression in financial networks is also worth noting (D’Errico and Roukny (2019) and Schuldenzucker and Seuken (2019)). Portfolio compression is an increasingly popular multilateral netting technique, which allows banks to eliminate offsetting obligations with other organizations taking part in the process. Such technique exploits cycles in the financial network to reduce gross exposures.

2 A Model of Financial Interdependencies

2.1 Financial Institutions and their Portfolios

Consider a set $N = \{0, 1, \dots, n\}$ of organizations involved in the network. We treat $\{1, \dots, n\}$ as the financial organizations, or “banks” for simplicity in terminology. These should be interpreted as a broad variety of financial organizations, including banks, venture capital funds, broker-dealers, central counterparties (CCPs), insurance companies, and many other sorts of shadow banks that have substantial financial exposures on both sides of their balance sheets. These are organizations that can issue as well as hold debt.

We lump all other actors into node 0 as these are entities that either hold debt in the financial organizations (for instance private investors and depositors), or borrow from the financial organizations (for instance, most private and public companies), but not both. Their balance sheets may be of interest as well, as the defaults on mortgages or other loans could be important triggers of a financial crisis. The important part about the actors in node 0 is that, although they may be the initial trigger and/or the ultimate bearers of the costs of a financial crisis, they are not the dominoes, becoming insolvent and defaulting on payments as a result of defaults on their assets. In aggregate, it may appear that there is debt going

both in and out of node 0, but none of the individual private investors that comprise node 0 have debt coming both in and out.¹¹

Bank portfolios are composed of investments in assets outside the system as well as financial contracts within the system. Investments in primitive assets involve some initial investment of capital and then pay off some cash flows over time, often randomly; e.g., government securities, asset backed securities, corporate loans, mortgages, etc. We let p_i denote the current total market value of i 's investments in those assets and $\mathbf{p} = (p_i)_i$ denote the associated vector. (Analogous bold notation is used for all vectors and matrices.)

The book values of banks in the network are based not only on these outside investments, but also on assets from and liabilities to others in the financial system. In this paper, we restrict attention to interbank debt contracts, but the model extends to allow for other types of financial contracts between banks.¹² A debt contract between a creditor i and a debtor j is characterized by its face value D_{ij} . As a bank cannot have a debt on itself, we set $D_{ii} = 0$ for all i . Let \mathbf{D} the matrix whose (i, j) -th entry is equal to D_{ij} , and denote a bank's total nominal debt assets and liabilities by, respectively, $D_i^A \equiv \sum_j D_{ij}$ and $D_i^L \equiv \sum_j D_{ji}$.

2.1.1 The Weighted Directed Network

The financial network generated by interbank lending contracts is thus represented by a weighted directed graph on N , where a directed edge pointing from bank i to bank j means i has a debt liability toward j with a weight of D_{ji} , so edges point from the debtor to the creditor.

A *directed path* in the network from i to j is a sequence of banks i_0, \dots, i_K , for some $K \geq 2$ such that: $i_0 = i$ and $i_K = j$ and $D_{i_{\ell+1}i_\ell} > 0$ for each $\ell < K$. Thus a directed path is such that i owes a debt to some bank, which owes a debt to another bank, and so forth, until j is reached.

A *dependency cycle*, or *cycle* for short, is a directed cycle in the network which is a sequence of banks i_0, \dots, i_K , for some $K \geq 2$ such that: $i_0 = i_K$ and $D_{i_{\ell+1}i_\ell} > 0$ for each $\ell < K$. A directed cycle is *simple* if i_0 is the only bank repeated in the sequence.

Given that node 0 is comprised of entities that cannot be involved in cycles, to avoid confusion with the network of debts, we set $D_{i0} = 0$ for all i , and any debts owed from outside of the network of banks are instead recorded in p_i . Outsiders can still default on a payment to a bank, but that is captured in a lower value of p_i .

¹¹Of course, this is an approximation and there is a spectrum that involves a lot of gray area. For instance, Harvard University invests tens of billions of dollars, including making large loans. At the same time it borrows money and has issued debt of more than five billion dollars. It is far from being a bank, but still has incoming and outgoing debt and other obligations. This is true of many large businesses, and all those that could become dominoes should be included in $\{1, \dots, n\}$. It is not so important for us to draw an arbitrary line through this grey area to make our points. Nonetheless, this is something a regulator does have to take a stand on when trying to address systemic risk, and in practice may even be dictated by jurisdictional rules.

¹²See Appendix B.2 of the online material for an extension of the model and of our results when banks also hold equity claims on each other.

2.2 Defaults and Equilibrium Values of Banks

A main object of interest in this paper is a bank's book value V_i . We first need to introduce defaults and their associated costs, before characterizing bank values.

If the value of bank i 's assets falls below the value of its liabilities, the bank is said to *fail* and incurs *bankruptcy costs* $\beta_i(\mathbf{V}, \mathbf{p})$. These costs capture the fact that the value of a bank's balance sheet can be discontinuously depressed upon insolvency, due to legal fees, fire sales, premature withdrawals, or other losses associated with halted or decreased operations. Although we refer to these as bankruptcy costs, it is not necessary that the bank declares bankruptcy, but simply that its insolvency causes it to renegotiate its contracts, imposing costs on it and its creditors. Such "bankruptcy costs" can depend on the degree to which i and others are insolvent as well as the value of their portfolios. Hence we allow these costs to depend on the vector of bank values \mathbf{V} and returns on outside investments \mathbf{p} .¹³

With the possibility of bankruptcy, the realized debt payment from a bank j to one of its creditors i depends on the value of V_j , and thus its solution depends ultimately on the full vector \mathbf{V} . To make these interdependencies explicit, we let $d_{ij}(\mathbf{V})$ denote the amount of debt that bank j actually pays back to i .

There are two regimes. If bank j remains solvent, it can repay its creditors in full, and then for all i

$$d_{ij}(\mathbf{V}) = D_{ij}.$$

If instead j defaults, then debt holders become the residual claimants, and are rationed proportionally to their claim on j :

$$d_{ij}(\mathbf{V}) = \frac{D_{ij}}{\sum_h D_{hj}} \max(p_j + d_j^A(\mathbf{V}) - \beta_j(\mathbf{V}, \mathbf{p}), 0), \quad (1)$$

with $d_j^A(\mathbf{V}) = \sum_i d_{ji}(\mathbf{V})$.

A bank i then defaults whenever $p_i + d_i^A(\mathbf{V}) < D_i^L$, and the bankruptcy costs it incurs are

$$b_i(\mathbf{V}, \mathbf{p}) = \begin{cases} 0 & \text{if } p_i + d_i^A(\mathbf{V}) \geq D_i^L \\ \beta_i(\mathbf{V}, \mathbf{p}) & \text{if } p_i + d_i^A(\mathbf{V}) < D_i^L. \end{cases} \quad (2)$$

We add conditions on bankruptcy costs to avoid the possibility that these costs per se, and not the reduced payments they imply, induce multiple equilibria for bank values. The key assumption is that bankruptcy costs cannot increase faster than the value of a bank's assets. In particular, we assume that $d_i^A(\mathbf{V}) - \beta_i(\mathbf{V}, \mathbf{p})$ is nondecreasing in \mathbf{V} .

Note also that we have carefully written bankruptcy costs $b_i(\mathbf{V}, \mathbf{p})$ as a function of how a bank's assets $p_i + d_i^A(\mathbf{V})$ compare to its liabilities D_i^L , instead of as a function of V_i directly. This avoids having bankruptcies driven solely by the anticipation of bankruptcy costs, even

¹³We have reduced the portfolios to only track their total value, but in practice the bankruptcy costs incurred could depend on detailed information about the composition of the bank's portfolio as well as the portfolios of others.

when a bank has more than enough assets, even cash on hand, to cover its liabilities. Such a self-fulfilling bankruptcy would go beyond a bank run, since it would not be due to the bank not having enough cash on hand to pay its debts. It would instead be due to self-fulfilling bankruptcy costs with no interaction with the financial network or portfolio values. We rule this out as it seems of no practical interest. However, we do allow realized bankruptcy costs $\beta_i(\mathbf{V}, \mathbf{p})$ to depend on the value of other banks; e.g., a bank can incur higher costs upon default if others are defaulting as well, because of fire sales. Such a dependency is important as it can worsen contagion, and we include it in our analysis.

A canonical example of admissible bankruptcy costs corresponds to the case where

$$\beta_i(\mathbf{V}, \mathbf{p}) = b + a [p_i + d_i^A(\mathbf{V})] \quad (3)$$

with $b \geq 0$ and $a \in [0, 1]$.¹⁴ In that case, bankruptcy costs are composed of some fixed amount (e.g., legal costs), as well as some share of the value of the bank's assets. This is a reasonable assumption if, for instance, the bank only recovers some fraction of its assets upon sale (e.g., due to a markdown on a fire sale of its assets) or has a portion of its legal costs that scales with the size of the enterprise.¹⁵

It can be that bankruptcy costs exceed the value of the defaulting bank's assets; e.g., if b is large enough in the above example. These excess costs should be interpreted as real costs, for instance, debts or legal costs that are never paid, capital or labor that are idled, etc., which can be incurred by the bank itself if it does not act under limited liability, or by the government or agents outside of the network (so node 0 in our framework). What matters for our analysis is not whether bankruptcy costs can exceed the bank's assets, but that they crowd out some of the debt repayments to creditors.

Bankruptcy costs are imposed on banks' balance sheets directly, and so the book value of a bank i is

$$V_i = p_i + d_i^A(\mathbf{V}) - D_i^L - b_i(\mathbf{V}, \mathbf{p}), \quad (4)$$

where $b_i(\mathbf{V}, \mathbf{p})$ is defined by (2) and $d_i^A(\mathbf{V})$ by (1) whenever there are some insolvencies. In matrix notation:

$$\mathbf{V} = \mathbf{p} + \mathbf{d}^A(\mathbf{V}) - \mathbf{D}^L - \mathbf{b}(\mathbf{V}, \mathbf{p}). \quad (5)$$

A vector of bank values \mathbf{V} is an *equilibrium* if it is a solution to equation (5). Equilibrium values can be negative, and should be understood as the book values of banks. We use the term "equilibrium" to keep with the literature, but note that this term only reflects the mutual consistency of values and not any strategic behavior from agents.

¹⁴If $b = 0$, this relates to the model of Rogers and Veraart (2013), which also introduces cost of defaults.

¹⁵Several papers estimate marginal bankruptcy costs being around 20% or 30% of the value of a bank's assets (see for instance Davydenko et al. (2012)), suggesting a should be in that range. As mentioned above, these can be even larger, Branch (2002), Acharya, Bharath, and Srinivasan (2007), particularly in times of a financial crisis. Fixed costs associated with bankruptcies are harder to estimate, but are presumably strictly positive given the structure of legal and accounting costs, as well as the fact that marginal cost estimates are much lower than overall costs.

3 Multiplicity of Bank Values and Self-Fulfilling Defaults

Although the possibility of multiple equilibria for bank values in financial networks is well-known, the conditions under which they exist and their implications are not. In this section we characterize when there exists a multiplicity. We also derive necessary and sufficient conditions on portfolio values for all banks to be solvent, which depend on the equilibrium being considered.

All of the definitions that follow are relative to some specification of \mathbf{p}, \mathbf{D} , and we omit its mention.

3.1 The Multiplicity of Equilibrium Values

Because the value of a bank is weakly increasing in others' values, there always exists a solution to equation (5). Furthermore, there can exist multiple solutions given the interdependence in values, and in fact, the set of equilibrium values forms a complete lattice.¹⁶ Thus, there exists a “best” as well as a “worst” equilibrium, in which bank values hit an overall maximum and minimum, respectively. The set of defaulting banks is hence the largest in the worst equilibrium, and the smallest in the best.

The following algorithm finds the best equilibrium. Start from bank values \mathbf{V}^0 that are at least as high as the best equilibrium values (e.g., $\mathbf{V}^0 = \mathbf{p} + \mathbf{D}^A$) and then compute

$$\mathbf{V}^1 = \mathbf{p} + \mathbf{d}^A(\mathbf{V}^0) - \mathbf{D}^L - \mathbf{b}(\mathbf{V}^0, \mathbf{p}).$$

If any values are negative, the associated banks default and the values are computed again accordingly. Iterating this process yields the best equilibrium. The worst equilibrium can be found using a similar algorithm, but starting from values that must lie below the worst equilibrium values (e.g., $\mathbf{p} - \mathbf{D}^L - \bar{\mathbf{b}}$, where $\bar{\mathbf{b}}$ is a cap on how large bankruptcy costs can be).

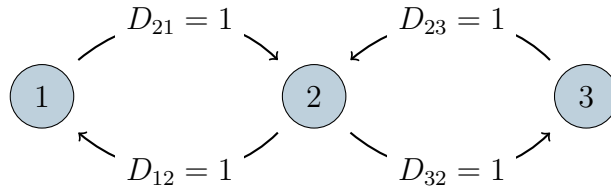


Figure 1: An Example of Equilibrium Multiplicity. Arrows point in the direction that debt is owed, that is from debtors to creditors.

¹⁶This can be seen by an application of Tarski's fixed point theorem, since banks' values depend monotonically on each other. They are bounded above by the maximum values of banks' assets $\mathbf{p} + \mathbf{D}^A$.

Figure 1 provides a simple example, for which we compute bank values using these two algorithms.¹⁷ Suppose $p_1 = 1$, $p_2 = p_3 = 0$, and $\beta_i(\mathbf{V}, \mathbf{p}) = 0.5[p_i + d_i^A(\mathbf{V})]$ for $i = 1, 2, 3$. So a bank loses half of the value of its assets upon liquidating. Let us first derive the best equilibrium for bank values using the above algorithm. We initiate at $\mathbf{V}^0 = \mathbf{p} + \mathbf{D}^A = (2, 2, 1)$. Since $\mathbf{V}^0 \geq \mathbf{0}$, no bankruptcy costs are incurred $\mathbf{b}(\mathbf{V}^0, \mathbf{p}) = \mathbf{0}$ and all debts are repaid $\mathbf{d}^A(\mathbf{V}^0) = \mathbf{D}^A$. Then $\mathbf{V}^1 = (1, 0, 0)$. Since $\mathbf{V}^1 \geq \mathbf{0}$ the algorithm stops, and bank values in the best equilibrium are $\bar{\mathbf{V}} = (1, 0, 0)$.

We now derive the worst equilibrium for bank values. Note that bankruptcy costs cannot be greater than $\bar{\mathbf{b}} = 0.5[\mathbf{p} + \mathbf{D}^A]$. We hence initiate the algorithm at $\mathbf{V}^0 = \mathbf{p} - \mathbf{D}^L - \bar{\mathbf{b}} = (-1, -3, -1.5)$. Since $p_1 + d_1^A(\mathbf{V}^0) \geq p_1 = D_1^L$, it has to be that bank 1 does not default: $b_1(\mathbf{V}^0, \mathbf{p}) = 0$ and $\mathbf{d}_{21}(\mathbf{V}^0) = D_{21}$. Debt repayments for bank 2 and 3 solve

$$\begin{cases} d_{23}(\mathbf{V}^0) = \frac{D_{23}}{D_3^L} 0.5[p_3 + D_{31} + d_{32}(\mathbf{V}^0)] = 0.5d_{32}(\mathbf{V}^0) \\ d_{32}(\mathbf{V}^0) = \frac{D_{32}}{D_2^L} 0.5[p_2 + D_{21} + d_{23}(\mathbf{V}^0)] = 0.25[1 + d_{23}(\mathbf{V}^0)] \end{cases} \iff \begin{cases} d_{23}(\mathbf{V}^0) = \frac{1}{7} \\ d_{32}(\mathbf{V}^0) = \frac{2}{7} \end{cases}.$$

Hence, $\mathbf{d}^A(\mathbf{V}^0) = (\frac{2}{7}, \frac{8}{7}, \frac{2}{7})$, and $\mathbf{V}^1 = \mathbf{p} + \mathbf{d}^A(\mathbf{V}^0) - \mathbf{D}^L - \mathbf{b}(\mathbf{V}^0, \mathbf{p}) = (\frac{2}{7}, -\frac{10}{7}, -\frac{6}{7})$. Since no new solvencies are induced – indeed $p_i + d_i^A(\mathbf{V}^1) < D_i^L$ for $i = 2, 3$ – the algorithm stops, and bank values in the worst equilibrium are $\underline{\mathbf{V}} = (\frac{2}{7}, -\frac{10}{7}, -\frac{6}{7})$.

When there are multiple equilibria, any equilibrium other than the best equilibrium must involve cycles of defaults that could have been avoided: these are defaults that are triggered either by pessimistic beliefs about the balance-sheets of others – valuing their debt at a low value – which become self-fulfilling, or by a liquidity freeze in which debts are not paid in and thus not paid out. These avoidable defaults are essentially coordination failures: cycles of banks could have written-off (some) of their counterparties' debt so as to avoid at least some of the defaults and associated costs. Given that financial markets are prone to runs and freezes, understanding when such self-fulfilling cascades exist is of practical importance. Before proceeding, we thus provide a result outlining how multiplicity depends on cycles of liabilities, combined with bankruptcy costs.

The following proposition highlights how equilibrium multiplicity depends on the presence of dependency cycles.

PROPOSITION 1. *For each i , let the bankruptcy costs $\beta_i(\cdot, \mathbf{p})$ depend only on i 's value V_i and the values V_j of banks j on which i has a (potentially indirect) debt claim,¹⁸ and be a contraction as a function of V_i (e.g., the canonical bankruptcy costs in (3)).*

- (i) *If there is no dependency cycle, then the worst and best (and thus all) equilibria coincide.*

¹⁷See Section B.1 of the Appendix for an example with three different equilibria for bank values.

¹⁸More generally, if one admits equity holdings or fire sale interactions in bankruptcy costs, then one can extend this result by appropriately defining dependency cycles so as to account for all the ways j 's value can influence i 's. See the appendix for more details.

(ii) Conversely, if there is a dependency cycle, then there exist bankruptcy costs (satisfying the above conditions) and values of bank investment portfolios \mathbf{p} such that the best and worst equilibria differ.

Part (i) of Proposition 1 is intuitive: a multiplicity requires a feedback between defaults; i.e., a cycle of banks in which each defaulting helps justify the others' defaults, while if they are all solvent then this guarantees their solvency.

Part (ii) is more subtle to prove, and requires finding returns \mathbf{p} and bankruptcy costs $\beta_i(\cdot, \mathbf{p})$ that generate multiple equilibria. The specific bankruptcy costs we use in the proof are $\beta_i(\mathbf{V}, \mathbf{p}) = a(p_i + d_i^A(\mathbf{V}))$ for a above some threshold; that is, a bank loses a fraction of its assets when defaulting. Hence, we do not need to construct costs that depend on other banks' values to generate multiplicity: it is enough for them to only depend on the value of the defaulting bank's assets. It is also not necessary for banks to lose the entirety of their assets ($a = 1$) for the multiplicity to arise, though we assume they do in our analysis of minimum bailouts for the sake of transparency.

It is clear that larger bankruptcy costs make feedback easier, and lower costs make it harder. For example, consider a “wheel” network consisting of a single debt cycle composed of n banks, such that bank i owes debt D to bank $i + 1$. To close the wheel, bank n owes debt D to bank 1. Since each bank is always able to repay all its liabilities if its counterparty does, the best equilibrium always has all banks being solvent, irrespective of \mathbf{p} . The range of primitive investment values (p_i s) for which there exists a (worst) equilibrium in which all banks default depends on the size of bankruptcy costs. For the purposes of illustration, suppose that costs are some fraction a of a bank's assets, and that banks all have the same portfolio value $p_i = p$. For which values of p does there exist an equilibrium with mutual bankruptcy? Supposing that such an equilibrium does exist, then the amount that banks pay each other turns out to be some $d < D$ that by (1) solves:

$$d = (1 - a)(p + d),$$

or $d = \frac{1-a}{a}p$. From (2), it must be that $p + d < D$ for banks to incur bankruptcy costs, which then requires that

$$p + \frac{1-a}{a}p < D$$

or $p < aD$. Thus, as bankruptcy costs fall, the set of asset returns \mathbf{p} that can generate self-fulfilling default cycles, and hence multiple equilibria, shrinks.

With the restriction that bankruptcy costs can only depend on a bank's direct and indirect neighbors, the feedback that leads to multiple equilibria can only occur through a dependency cycle (Proposition 1 (i)). If instead, the costs incurred by bank i upon default are larger if j defaults as well, even though i has no network path to j , then bankruptcy costs themselves can generate “indirect” cycles. For example, if fire sales change bank values, then i 's value could depend on whether j becomes insolvent even if i is not path-connected to j in the network of debts. It is then possible to have multiple equilibria for bank values even

in the absence of any cycle in the network of debt. The following example illustrates this.



Figure 2: An Example of Indirect Cycles.

Suppose Bank 2 and Bank 1's outside investments yield $p_2 = 1 - \varepsilon$ and $p_1 = 1$, respectively. Since Bank 2 has no other assets, it must default in any equilibrium. Bank 1's outside investments are not quite enough to pay back its liabilities, but a small repayment from Bank 2 would be enough to ensure its solvency. Suppose Bank 2's bankruptcy costs are small if Bank 1 is solvent, $\beta_2(\mathbf{V}, \mathbf{p}) = \varepsilon \mathbb{1}\{V_1 \geq 0\}$, but large if it is not, $\beta_2(\mathbf{V}, \mathbf{p}) = \mathbb{1}\{V_1 < 0\}$. There exist two equilibria despite the absence of cycles in the network. In the first equilibrium, Bank 1 remains solvent and Bank 2 incurs a small cost, and thus repays $D_{12}(\mathbf{V}) = 1 - 2\varepsilon$ to Bank 1 (which then indeed has enough assets to be solvent). In the second equilibrium, Bank 1 defaults and Bank 2 incurs a large cost and repays nothing to Bank 1. One can extend Proposition 1 to take into account such fire-sale cycles that arise under more general bankruptcy costs.

For the remainder of the paper, we analyze the case in which, even if a bank has some money coming in, it cannot use that money to pay some of its debt until it is fully solvent. So $\beta_i(\mathbf{V}, \mathbf{p}) = p_i + d_i^A(\mathbf{V})$ for each bank i . Such a requirement makes solvency more demanding: the set of defaulting banks can be strictly larger under this rule than when partial repayments are allowed. Nonetheless, this case provides the basic intuitions and insights without cluttering the calculations with partial payments. It also applies in practice when insolvency leads to delays in payments, which can lead to cascading delays and cycles, and thus at least to a temporary freeze.

3.2 A Characterization of Systemic Solvency

Proposition 1 shows that cycles of debts are vital to the existence of multiple equilibria, and that such multiplicity means the defaults of some banks can be self-fulfilling. In this section, we investigate in more details which banks default, and how it depends on the equilibrium being considered. We give necessary and sufficient conditions on portfolio values for *all* banks to be solvent, which we call *systemic solvency*.

3.2.1 Balance Conditions

To characterize solvency, and minimal bailouts, it is useful to define the following balance conditions.

We say that a bank i is *weakly balanced* if

$$p_i + D_i^A \geq D_i^L,$$

and that the network is *weakly balanced* if this holds for all i .

Weak balance requires that a bank's assets are enough to cover its debt liabilities, presuming its incoming debt assets are all fully valued. A network being weakly balanced is sufficient for all banks to be solvent in the best equilibrium. This follows since, if all banks but i honor their debt contracts, then i can also pay back its debt fully in a weakly balanced network. Essentially, all debts can be canceled out, irrespective of the network structure. Things are different in the worst equilibrium, as we know from Proposition 1.

We say that a bank i is *exactly balanced* if

$$p_i + D_i^A = D_i^L,$$

and that the network is *exactly balanced* if this holds for all i . An exactly balanced bank has no capital buffer: its assets, if fully valued, are exactly enough to cover its liabilities. Exact balance is a much stronger condition than weak balance, but is very useful as a benchmark condition in characterizing optimal bailouts, as we shall see.

We say that a bank i is *critically balanced* if it is weakly balanced and for each j for which $D_{ij} > 0$,

$$p_i + D_i^A - D_{ij} < D_i^L.$$

The network is *critically balanced* if this holds for all i .

Critical balance lies between exact balance and weak balance, and is also useful as a benchmark condition in characterizing optimal bailouts. It implies that not receiving any one of its incoming debt payments is enough to make a bank insolvent.

3.2.2 Characterizing Systemic Solvency

When there exist cycles of debt, by Proposition 1, the best and worst equilibria can differ. We now fully characterize when these cycles fail to clear.

Determining whether cycles clear at a given vector of portfolio values \mathbf{p} involves an iterative definition of solvency, since a bank being solvent can affect the solvency of other banks.

We say that a bank i is *unilaterally solvent* if $p_i \geq D_i^L$. This means that regardless of whether any of the other banks pay the debts that they owe to i , i is still able to cover its liabilities.

A set of banks S is *iteratively strongly solvent* if it is the union of sets $S = S_1 \cup \dots \cup S_K$, such that banks in S_1 are unilaterally solvent; and then banks in any S_k for $k \in \{2, \dots, K\}$ are solvent whenever they receive the debts from all banks in sets S_1, \dots, S_{k-1} :

$$p_i + \sum_{j \in S_1 \cup \dots \cup S_{k-1}} D_{ij} \geq D_i^L.$$

Note that if N is iteratively strongly solvent, then all banks are solvent in the worst equilibrium. Proposition 2 provides weaker conditions that are necessary and sufficient for

systemic solvency. This then provides a base to understand optimal bailout policies.

PROPOSITION 2.

All banks are solvent in the best equilibrium if and only if the network is weakly balanced.

*All banks are solvent in the worst equilibrium if and only if the network is weakly balanced and there exists an iteratively strongly solvent set that intersects each directed (simple) cycle.*¹⁹

An implication of Proposition 2 is that in a weakly balanced network, if there is an iteratively strongly solvent set that intersects each cycle, then that implies that the whole set of banks is iteratively strongly solvent. This is the crux of the proof.

The proposition is less obvious than it appears since an insolvent bank can lie on several cycles at once, and could need all of its incoming debts to be paid before it can pay any out. Solvent banks on different cycles could lie at different distances from an insolvent bank, and showing that each bank eventually gets all of its incoming debts paid before paying any of its outgoing debts is subtle. The proof is based on how directed simple cycles must work in a weakly balanced network and appears in the appendix.

Proposition 2 also implies that if both conditions are satisfied, then there is a unique equilibrium. Conversely, if the network is weakly balanced but there is no iteratively strongly solvent set intersecting every cycle, then there are necessarily multiple equilibria. Thus, in a weakly balanced network, there is a unique equilibrium *if and only if* there exists an iteratively strongly solvent set that intersects each directed (simple) cycle.

Clearly, without some unilaterally solvent banks, then having an iteratively solvent set is precluded. The next result observes that if no bank is unilaterally solvent, then all banks must be insolvent in the worst equilibrium and this is true regardless of whether they lie on cycles, and whether there is weak balance.

COROLLARY 1. *If no bank is unilaterally solvent, then all banks are insolvent in the worst equilibrium.*

This is not directly implied by Proposition 2, but still follows from the reasoning behind it. To see why the result is true, recall the algorithm introduced in Section 3.1 to find the worst equilibrium. The algorithm initiates at values \mathbf{V}^0 that lie below the worst equilibrium values; e.g., $\mathbf{V}^0 = -\mathbf{D}^L$. Since we here consider full bankruptcy costs, $\mathbf{d}^A(\mathbf{V}^0) = \mathbf{0}$ and $\mathbf{b}(\mathbf{V}^0, \mathbf{p}) = (\mathbf{d}^A(\mathbf{V}^0) + \mathbf{p})\mathbb{1}\{\mathbf{d}^A(\mathbf{V}^0) + \mathbf{p} < \mathbf{D}^L\} = \mathbf{p}\mathbb{1}\{\mathbf{p} < \mathbf{D}^L\}$. That is, if we start from the pessimistic assumption that all banks are insolvent, then they get no repayments from their debtors. Thus a bank is solvent in the following step of the algorithm if and only if $p_i \geq D_i^L$, that is if and only if it is unilaterally solvent. If no bank is unilaterally solvent, the algorithm stops: assuming that all banks are insolvent is self-fulfilling.

¹⁹A simple cycle is one that contains any organization at most once. If there is a solvent bank on each simple cycle then there is one on every cycle, since every cycle contains a simple cycle.

A Sufficient Condition for Iterative Solvency. One way to ensure having an iteratively strongly solvent set intersecting each directed cycle is to have at least one unilaterally solvent bank on each cycle, but this is not always necessary, and so the iterative solvency condition is important. Nonetheless, unilateral solvency is necessary (and sufficient) whenever the banks that lie on multiple cycles are critically balanced.

COROLLARY 2. *If all banks that lie on multiple cycles are critically balanced, then all banks are solvent in the worst equilibrium if and only if the network is weakly balanced and there exists a unilaterally solvent bank on each cycle.*

An implication of Corollary 2 is that the iterative portion of the iterative solvency condition only matters when some of the banks that lie at the intersection of several cycles have capital buffers, so that they only need some of their incoming debts to be paid before they become solvent and can make their debt payments. In that case, those banks can be part of a repayment cascade in which payments in one cycle spread to another. As an illustration, recall the network depicted in Figure 1. Bank 2 is the only bank at the intersection of several cycles and is exactly balanced. In the worst equilibrium only Bank 1 is solvent, as there is no unilaterally solvent bank on the right cycle. Suppose instead that $p_2 = 1$. Bank 2 now has enough of a capital buffer so that, even if it gets payments from only one cycle, it can make all of its payments. All banks are then solvent in the worst equilibrium: though Bank 2 is not unilaterally solvent itself, it has enough buffer so that the debt payment initiated by Bank 1 cascades and spreads to the right cycle.

3.3 Eliminating Cycles and Portfolio Compression

Proposition 2 highlights both the difference between the best and worst equilibria, as well as the role of cycles in clearing interbank liabilities. It resonates with the increasingly used technique of portfolio compression, which allows banks to eliminate offsetting obligations with other organizations, exploiting cycles in the financial network. Portfolio compression thus reduces gross interbank exposures while keeping net exposures constant, which not only reduces systemic risk but regulatory requirements of participants as well.²⁰

Nevertheless, portfolio compression is still limited in practice. Compression services are currently only available for certain securities, mostly derivatives, and do not encompass multilateral nettings of all types of obligations between financial institutions. Even within markets for which compression services are available, there are large opportunities for compression that are not currently exploited. For instance D’Errico and Roukny (2019) estimate that up to three quarters of the notional value in the CDS contracts traded by European institutions could be compressed. Similarly D’Errico, Battiston, Peltonen and Scheicher (2018) document that the global CDS market has a bow-tie network structure, with many overlapping cycles among intermediaries.

²⁰In some cases, portfolio compression can however worsen the default cascade triggered by a shock, if bankruptcy costs are low and banks heterogeneous enough (Schuldenzucker and Seuken (2019)).

Several reasons help explain why financial markets are far from being fully compressed. The network is complex, with many overlapping and long cycles, and so offsetting obligations requires participation of many parties, with full opening of their books to a common entity, and banks may fail to coordinate as needed. Contracts also have staggered maturities, covenants, and priorities that further complicate netting since they are not fully comparable, and thus have to each be priced and closed out. Finally, banks may not want some positions to be fully compressed, or exposures to new counterparties to be created in the netting process, as they may prefer maintaining preexisting relationships with specific counterparties (D’Errico and Roukny (2019)).²¹ Furthermore, banks may prefer to hold offsetting long-term debts with others, as such cycles allow them to insure against un-contractable liquidity shocks (Donaldson and Piacentino (2017)). Such preferences matter in practice: for example, some of the current providers of compression services ask participants their tolerance to portfolio reconfiguration beforehand and, naturally, this restricts the extent to which the network can be compressed.

4 Minimum Bailouts Ensuring Solvency in any Given Equilibrium

The results above characterize systemic solvency in the best and worst equilibria. Next, we leverage these results to deduce the minimum bailouts needed to return the whole network to solvency whenever there are some insolvencies. Minimum bailouts depend on the network structure: just as losses can cascade and cycle through the network, the same operates in reverse and well-placed bailouts can have far-reaching consequences.

Consider a regulator who can inject capital into the network to ensure that some banks remain solvent; i.e., it can bailout a subset of banks by changing their portfolio values from p_i to some $p'_i > p_i$ by making direct payments to the banks of $p'_i - p_i$. If bank i is sufficiently bailed out, it pays back its debts, and some of its creditors may then become solvent themselves. Importantly, the *order* of bailouts matters as the cost and effect of bailing out bank i depends on who else is solvent in the network, and hence on who has already been bailed out.

In this section we characterize the minimum capital injections needed to avoid all defaults in the best equilibrium as well as the worst equilibrium, and how these differ. In fact, we characterize the minimum bailouts needed to restore solvency in *any given* equilibrium. These bailouts are the smallest transfers that avoid all bankruptcy costs, and other inefficiencies associated with a dysfunctional financial system.²²

²¹Note also that some contracts may provide incentives for counterparties to monitor the activities of another bank, and those incentives can disappear with netting.

²²If anticipated, these bailouts could distort banks’ incentives and lead them to take on more risks ex ante. Such moral hazard problems are well-studied, and so we do *not* argue that the regulator *should* always ensure solvency ex post. We simply acknowledge the fact that regulators often have to intervene to restore solvency when faced with a crisis that has a potential for large cascades. This is thus an important problem,

We first characterize the minimal capital injections needed to ensure solvency in the best equilibrium. We then show how the regulator can best take advantage of cycles in the network to move banks from any other equilibrium to the best equilibrium. This builds on what we have already seen: that the additional insolvencies in any equilibrium other than the best must involve self-fulfilling cycles of defaults, which are the key to finding optimal capital injections.

Before providing the characterizations, we compare two ways in which a government might inject capital.

4.1 Bailouts versus Guaranteed Payments

There are two conceptually different ways in which capital can be injected into a network to return it to solvency: the regulator can (i) provide sufficient capital to some banks to ensure that they can pay their debts in full (i.e., bail out some nodes in the network), or (ii) make some set of payments on behalf of defaulting banks (i.e., pay or guarantee some edges).

Depending on the context, it might be easier to characterize the minimal capital injections ensuring systemic solvency either in terms of bailouts or guaranteed payments. Thus, before proceeding, we provide a lemma that outlines the relationship between these two policies.

A **bailout policy** is a sequence of banks and associated transfers, $((i_1, t_1), (i_2, t_2), \dots, (i_L, t_L)) \in (N \times \mathbb{R}_+)^L$, such that the regulator gives capital t_1 to bank i_1 , t_2 to bank i_2 , etc. The sequencing is important conceptually, for the reason noted above, but the capital can be given to the banks in any order. The network will not completely clear until all payments are made.²³

A set of **guaranteed payments** is a sequence of debts (D_{ij}) and associated weights (α_{ij}) in $[0, 1]$ such that, for each debt D_{ij} , the regulator pays a fraction α_{ij} of it. These can be tracked as list of edges in the financial network, $E \subset N \times N$, listing the debts to be paid and an associated weight α_{ij} for each $ij \in E$.

LEMMA 1. *The following hold in any weakly balanced network:*

- (i) *For any bailout policy that ensures systemic solvency, there exists a set of guaranteed payments that also ensures systemic solvency and leads to the same total cost.*
- (ii) *For any set of guaranteed payments that ensures systemic solvency, there exists a bailout policy that also ensures systemic solvency and leads to the same total cost.*
- (iii) *If the network is exactly balanced, then in order to find the cheapest policy that ensures full solvency it is without loss of generality to only consider full guarantees on payments (i.e., $\alpha_{ij} \in \{0, 1\}$ for all ij).*

and we analyze what is the most efficient way of doing so.

²³Given the fact that the solvency is independent of the order of payments, we do not explicitly model the timing of bailouts. Effectively, a bailout policy will have to make some first set of banks solvent, and then they can repay all of their debts. Together with the other bailout payments, other banks then become solvent, and make their payments, etc.

To illustrate Lemma 1, consider the networks depicted in Figure 3.

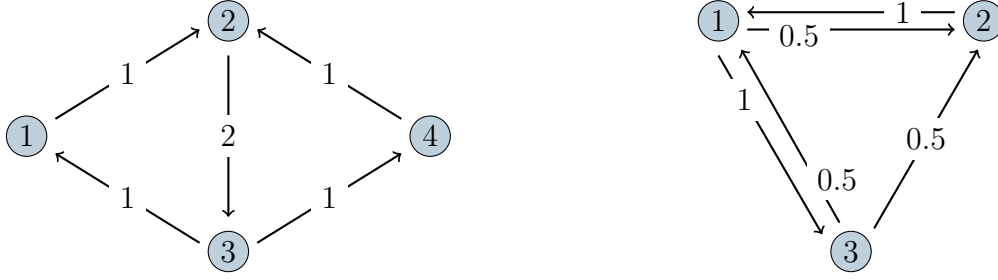


Figure 3: The network on the left has two cycles: $\{1, 2, 3, 1\}$ and $\{2, 3, 4, 2\}$. The network on the right has three cycles: $c_1 = \{1, 2, 1\}$, $c_2 = \{3, 1, 3\}$, and $c_3 = \{3, 2, 1, 3\}$. Arrows point in the direction that debt is owed.

First, suppose the networks are exactly balanced, and each bank has $p_i = 0$. Recall from Corollary 1 that, absent any intervention by the regulator, all banks default in the worst equilibrium since none are unilaterally solvent. The network on the left has two simple cycles. Making payments $\{D_{12}, D_{34}\}$ ensures that all banks are solvent, and reaches the minimal possible cost of 2. Another way to ensure full solvency at minimum cost is for the regulator to make payment $\{D_{23}\}$. Note that the first intervention is equivalent to bailing out Bank 4, and then Bank 2. The second intervention is equivalent to bailing out Bank 3. Other minimum bailouts in this network are, for instance, just Bank 2, or Banks 1 and then 4, which respectively correspond to guaranteeing payments $\{D_{21}, D_{24}\}$ and $\{D_{13}, D_{43}\}$. The network on the right has three simple cycles. There are three minimum-cost set of payments that ensure systemic solvency: $\{D_{32}, D_{12}, D_{31}\}$, $\{D_{12}, D_{13}\}$, and $\{D_{21}, D_{31}\}$. They all lead to a total injection of capital equal to 1.5. They are equivalent to, respectively: bailing out Bank 2 and then Bank 1; bailing out Bank 3 and then Bank 2; bailing out Bank 1. Note that here we only had to consider full guarantees on payments as the networks are exactly balanced (Lemma 1 (iii)).

Next, suppose each bank has $p_i = .5$. In both networks, all banks are still insolvent in the worst equilibrium if the regulator does not intervene. In the network on the left, some of the bailout policies that were minimum cost when the p_i s were 0 no longer are. For instance, bailing out Bank 2 or Bank 3 still ensures systemic solvency, but costs 1.5. In contrast, bailing out both Bank 1 and Bank 4 costs 1 in total. This could be accomplished by making payments D_{13} and D_{43} , but the minimum cost would be achieved by paying only a fraction $\alpha_{13} = \alpha_{43} = 1/2$ of those debts. Paying the full debts would double the cost. Hence it is no longer without loss to only consider full guarantees on debt payments, as banks now have some capital buffer. In the network on the right, there are now two minimum cost bailout sequences instead of three, which consist in either bailing out Bank 2 or Bank 3. Both require a total injection of 0.5. They are equivalent to, respectively, guaranteeing payment $\{D_{23}\}$ in full and guaranteeing payment $\{D_{31}\}$ with weight $\alpha_{31} = 0.5$.

Despite this equivalence between bailouts and guaranteed payments, there are still im-

portant reasons why a regulator may prefer to make some of a bank's payments instead of bailing it out. One is that a bank could use injected capital for purposes other than repaying its debts. For instance, bailout money was used to pay traders' and bankers' bonuses in the 2008 financial crisis ([Story and Dash \(2009\)](#)). Given that such issues are beyond the scope of this paper, and that bailouts and guaranteed debt payments can be translated into each other in our model, we move back and forth between the two forms of policy depending on which is conceptually easier to work with for a given problem.

4.2 A First Characterization

Let us now examine the minimum total injection of capital needed to ensure solvency. We start by noting that Proposition 2 directly yields a first characterization of such minimum bailouts for both the best and the worst equilibria.

The best equilibrium is relatively easy to understand. If the network is not weakly balanced then some banks must be defaulting, and each bank that is not weakly balanced needs bailouts to be brought back to solvency. It is thus necessary and sufficient for each i to receive $t_i = [D_i^L - D_i^A - p_i]^+$ (by Proposition 2); and so the minimum amount of capital that needs to be injected in the system to ensure its solvency is exactly

$$\sum_i [D_i^L - D_i^A - p_i]^+.$$

The worst equilibrium is much more complicated as weak balance is no longer sufficient for solvency. In addition to the above minimum payments, one also needs to inject enough capital into some set of banks so as to ensure the existence of an iteratively strongly solvent set intersecting each directed cycle. This is summarized in the following corollary to Proposition 2.

COROLLARY 3.

- (i) *The cheapest bailout policy that ensures systemic solvency in the best equilibrium is to inject $t_i = [D_i^L - D_i^A - p_i]^+$ into each bank i , with a total cost of the net imbalance in the economy: $\sum_i [D_i^L - D_i^A - p_i]^+$ (which is 0 if the network is weakly balanced).*
- (ii) *The cheapest bailout policy that ensures systemic solvency in the worst equilibrium is to inject $t_i = [D_i^L - D_i^A - p_i]^+$ into each bank i plus the minimum additional capital injection that generates an iteratively strongly solvent set intersecting each cycle in the network.*
- (iii) *If the network is fully compressed (so that all cycles of debt in the network have been cleared), then the best and worst equilibria coincide and the optimal bailout policy only requires the injection of the net imbalance in the economy.*

Thus, to ensure solvency of the entire network, the regulator first has to ensure weak balance of all banks. This is enough for all banks to be solvent in the best equilibrium. To ensure solvency in other equilibria, the extra capital that is needed is the minimum that generates an iteratively strongly solvent set intersecting any directed cycle on which banks are insolvent; which we explore further below.

4.2.1 Recovery of Capital Injections

The payments made to achieve weak balance, $\sum_i [D_i^L - D_i^A - p_i]^+$, will not be recovered by the government or other entity that intervenes in the bailout.²⁴ Therefore, it can be significantly costlier to ensure solvency of an imbalanced compared to a balanced financial network, since the regulator necessarily has to inject the net imbalance of all net borrowers. In reality, this imbalance can be large as many banks have debt contracts with partners who are not otherwise involved in the network: for instance they have deposits that can be treated as debt for our purposes (e.g., demand deposits, certificates of deposit, overnight loans, money market accounts, etc.).

In contrast, any additional payments made to ensure solvency in any other equilibrium can be recovered. Indeed, once necessary payments to regain weak balance have been made, each bank's balance sheet satisfies $p_i + D_i^A \geq D_i^L$. Thus, additional insolvencies are due to cycles of self-fulfilling defaults. These additional payments can eventually be recouped, since in the end these banks will get their debt payments $D_i^A \geq D_i^L - p_i$ in full. Hence the regulator can recover the additional capital it had to inject to generate the iteratively strongly solvent set, once it has cycled through the entire network. These could thus be offered, for instance, as short-term loans.

Even though these *additional* bailouts can, in theory, be recovered, doing so may be infeasible in practice for a variety of reasons. Furthermore, even if the regulator does manage to recoup a large fraction of the bailout money, injecting it requires a lot of capital ex ante, which can be costly in itself. Hence finding the minimum bailouts that ensure systemic solvency in the worst equilibrium is policy relevant, even though some of the funds used in these bailouts can eventually be recuperated.²⁵

4.3 Ensuring Solvency in Any Equilibrium Other than the Best

Since the minimum injections of capital that ensure solvency in the best equilibrium are fully characterized by Corollary 3 and are easy to calculate, for the remainder of the paper we focus on the additional capital needed to ensure solvency in other equilibria.

²⁴This is in the context of our static setting. It could be that once returned to solvency, banks' future profits will enable them to pay back current shortfalls, but that is beyond the scope of our analysis which makes a distinction between payments which can and cannot be recovered in the short run.

²⁵See Lucas (2019) for a detailed look at the total bailout money injected, and the amount that was not recovered, in the 2008 crisis.

To ensure systemic solvency in any equilibrium, including the best, the government has to inject

$$t_i = [D_i^L - D_i^A - p_i]^+$$

into each bank i . As doing so may trigger some repayment cascades, it is weakly optimal to start by providing those payments. If the economy ends up at the best equilibrium, then there is full solvency. If there is some freeze and the economy ends up at any other equilibrium, then there are some remaining cycles on which payments are not made and all the banks on those cycles are insolvent. To analyze minimum bailouts for any such equilibrium, it is then without loss of generality to restrict attention to the banks that remain insolvent in that equilibrium once the t_i s above have been made, redefining their portfolio values to account for those transfers and any debt payments they received from solvent banks.

Consider any equilibrium other than the best, and let S denote the set of banks that are solvent in that equilibrium, given these initial transfers (t_i s). For the case of the worst equilibrium, S is then the largest iteratively strongly solvent set when banks' portfolios are redefined as $p_i + t_i$, but for other equilibria some additional cycles might clear and so S can be larger. Since all banks in S are solvent in the equilibrium of interest, they pay back their debts in full, and the new effective portfolio values are then:

$$\tilde{p}_i \equiv p_i + [D_i^L - D_i^A - p_i]^+ + \sum_{j \in S} D_{ij},$$

The new outstanding debts that are not clearing because of insolvencies are given by

$$\tilde{D}_{ij} = \mathbb{1}\{j \in N \setminus S\} D_{ij}.$$

All transfers t_i s that have been made to banks that are already solvent and are now part of node 0 should be kept in mind when calculating the total bailout costs, and so we just examine the additional costs needed to clear the remaining network.²⁶

To illustrate this first step, consider the network depicted in Figure 4. Initially, only Bank 1 is not weakly balanced, and so the government starts by injecting $t_1 = D_1^L - p_1 = 1$, which ensures Bank 1's solvency in any equilibrium. Given this transfer, there are three possible equilibria: the best one that has all banks solvent, the worst in which all banks default, and an intermediary one in which only Banks 4 and 5 default. If the equilibrium of interest is the latter, then the set of already solvent banks is $S = \{1, 2, 3\}$, and without loss of generality we focus on the remaining network that appears on the right of Figure 4. Payments from banks in S need to be accounted for, so $\tilde{p}_4 = p_4 + D_{43} = 1.75$ and $\tilde{p}_5 = 0$. If instead, the equilibrium of interest is the worst one, then the only bank that is made solvent by this initial capital injection is Bank 1: $S = \{1\}$. The regulator can then focus on

²⁶Some of the \tilde{D}_{ij} s may be to banks i s that are in S , and so we then treat these as debts to outsiders - so to node 0. Node 0 is not involved in any remaining cycles of insolvencies, as those are all included in the remaining network.

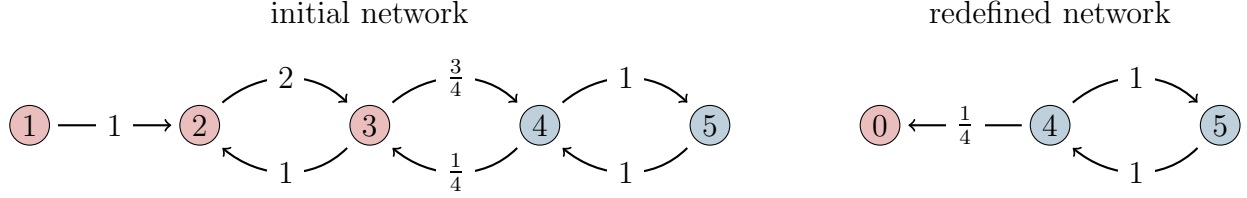


Figure 4: Let $p_1 = p_2 = p_5 = 0$ and $p_3 = p_4 = 1$.

the other banks, while adjusting the portfolio value of Bank 2 to account for the payment it receives from 1: $\tilde{p}_2 = 1$. Note that, by construction, all banks in the redefined network default in the equilibrium of interest, absent additional injections of capital.

Therefore, without any loss of generality, we concentrate on this remaining network $(N \setminus S, \tilde{D}, \tilde{p})$ in the following analysis. To keep the notation uncluttered, we use the notation (N, D, p) to represent the remaining network.

4.3.1 The Minimum Bailout Problem

To characterize the minimum bailouts needed to ensure full solvency on this remaining network of insolvent banks, we need to track how much liquidity bailing out a bank releases into the network. In particular, let $S^0(X) \subset N \setminus X$ be the set of banks that are solvent whenever all banks in X make their payments:

$$S^0(X) = \{i \mid p_i + \sum_{j \in X} D_{ij} \geq D_i^L\}.$$

Iteratively construct $S^l(X)$ as those who are solvent as long as all banks in $X \cup S^0(X) \cup \dots \cup S^{l-1}(X)$ make their payments. Let $S(X) = X \cup (\cup_l S^l(X))$ be the overall set of solvencies induced by the payments of banks in X , both directly and indirectly.

The cost of bailing out bank i given that banks in X have already been brought back to solvency is $C_{i|X} = \left(D_i^L - p_i - \sum_{j \in S(X)} D_{ij}\right)^+$. Note that bailing out a bank partially can never be optimal, as it does not prevent it from incurring bankruptcy costs, and thus does not allow it to meet its debt payments. Similarly, injecting more capital into a bank than the minimum amount ensuring its solvency cannot be cost-efficient either. Hence an optimal bailout policy $((i_\ell, t_\ell))_\ell$ must have $t_\ell = C_{i_\ell|\{i_1, i_2, \dots, i_{\ell-1}\}}$ for all ℓ , and we can without loss describe a policy by $(i_\ell)_\ell$. The overall cost of a bailout policy (i_1, \dots, i_L) is then:

$$\text{Bailout Costs}(i_1, \dots, i_L) = C_{i_1|\emptyset} + \sum_{\ell=2}^L C_{i_\ell|\{i_1, i_2, \dots, i_{\ell-1}\}}.$$

The optimal bailout policy solves

$$\begin{aligned} \min_{\{(i_1, \dots, i_L)\}} & C_{i_1|\emptyset} + \sum_{\ell=2}^L C_{i_\ell|\{i_1, i_2, \dots, i_{\ell-1}\}} \\ \text{s.t.} & S(\{i_1, \dots, i_L\}) = N. \end{aligned} \tag{OPT}$$

4.4 The Computational Complexity of the Optimal Bailout Problem

The problem (OPT) of finding the minimum capital injections needed to ensure full solvency in any equilibrium other than the best can be complex. We prove that it is in fact *NP-hard*. The complexity comes from the fact that some of the capital that a bank needs to become solvent can come from the debts paid by others, and so it can be cheaper to first bail out a bank’s debtors rather than bailing it out directly. We illustrate this complexity effect via a series of examples, and then present a more positive result that gives an upper bound on the number of calculations needed to find the optimal bailout policy. We end the paper by considering network structures under which the optimal policy can be fully characterized.

We begin with some standard definitions, included here for the reader who may not be fully familiar with them.²⁷

A problem that takes as input a network with n banks is in the **NP** complexity class if there exists an algorithm (deterministic Turing machine) that can *verify* whether any given policy is a solution to the decision problem in polynomial time, that is there exists a positive constant r such that the verification algorithm runs in $O(n^r)$ -time.

A problem is **NP-hard** if it is at least as hard as any problem in NP.²⁸

If a problem is NP-hard, then there is no known polynomial-time algorithm that solves it. It is believed by many that no such algorithm exists. What is important from our perspective is that every problem that is NP-hard has instances for which the only ways that are known to solve it exactly involve impractically many (more than polynomially many) calculations in the size of the problem, here the number of banks in the network.

PROPOSITION 3. *Finding whether there exists a bailout policy that ensures systemic solvency and costs no more than some budgeted amount is NP-hard. Thus, finding a minimum cost bailout policy (OPT) is also NP-hard.*

Checking whether there exists a bailout policy that ensures systemic solvency and costs no more than some budgeted amount is an “easier” problem than finding the minimum cost

²⁷To keep things to a reasonable length, we do not include all background definitions of how one defines an algorithm, how to count its steps, etc., but such background is easy to find in any text on computational complexity (e.g., [Arora and Barak \(2009\)](#); [Papadimitriou \(1994\)](#)).

²⁸A problem is at least as hard as another if any instance of the second can be translated into an instance of the first in at most polynomially many steps. Alternatively, given an oracle that can solve any instance of that first problem in one step, there exists an algorithm that solves the latter problem in polynomial time.

policy in the sense that knowing the solution for the minimum cost problem enables one to answer the question of whether it can be done within some budget for any budget.²⁹ Thus, the proposition makes it clear that (OPT) is also NP-hard. Furthermore, it then follows from Lemma 1 that finding the minimum-cost set of guaranteed payments that ensures systemic solvency is also NP-hard.

The optimal bailout policy not only accounts for the direct payments that some bank’s solvency induces, but also the value of the indirect cascades that ensue. We prove Proposition 3 by showing that for some network structures, finding whether one can bailout all banks at no more than a certain cost enables one to solve the well-known “Partition problem,” which is NP-hard (so effectively, every Partition Problem corresponds to some bailout problem).

Even though we use the Partition Problem to provide the most direct proof, the intuition can be understood most easily via a comparison to the famous “Knapsack Problem”, which is also NP-hard. A Knapsack Problem consists of n items that each have a weight and a value, and a knapsack that has some limit on the total weight it can hold. The idea is then to select which items to pack so as to maximize the total value, while not exceeding the weight limit. Our problem is similar as, intuitively, each bank has a value – the amount of liquidity flow induced by its solvency, and a cost (like a weight) – how much capital the regulator needs to inject to make it solvent. The goal is then to minimize the total cost of bailed out banks while inducing sufficient liquidity flows to ensure systemic solvency. For some networks, choosing which banks to bailout is then equivalent to choosing which items to pack in the knapsack given their weight and value. To be more specific, consider a (weakly balanced) “star network”, in which there exists a center bank, say Bank 1, that owes debts to all others, and all other banks owe debts only to Bank 1. Bailing out Bank 1 would ensure full solvency of the entire system, as it ensures all the peripheral banks get all of their debt assets. However, as long as the center bank needs more than the debt of one peripheral bank to be paid to it in order to be solvent, then the optimal bailout policy consists of bailing out some subset of peripheral banks, as we prove in Section 4.6.2. Each peripheral bank i is characterized by its bailout cost $p_i - D_i^L$, and the amount of liquidity it provides to the center bank by remaining solvent is D_i^L - thus the regulator gets an injection of D_i^L into the center bank for a cost of only $p_i - D_i^L$. Hence (OPT) boils down to minimizing the total cost of bailed out peripheral banks, subject to inducing a total liquidity flow into Bank 1 of at least $p_1 - D_1^L$. This is exactly the dual of a standard Knapsack Problem, which aims at maximizing the total value of items subject to their total cost not exceeding some amount. Hence, any Knapsack Problem can be translated into a bailout problem on a star network, and so the bailout problems are at least as hard as the Knapsack Problems, in a well-defined way.³⁰

²⁹The first version of the problem is what is known as the “decision problem” as it has a yes/no answer, whereas the optimum problem requires a more detailed solution. Both types of problems, but predominantly decision problems, are studied in complexity theory.

³⁰A complication is that in some cases, one bails out a set of peripheral banks and then injects a small amount of remaining capital into the center bank. This complicates the solution and makes it more direct

We emphasize, however, that finding the optimal bailout policy is, in networks beyond star networks, even more complicated than the standard Knapsack problem, as the *order* in which banks are bailed out matters. Each bank that is bailed out makes some payments, which then changes the cost of bailing out others. It is like a Knapsack Problem in which the weight of a given item depends on which other items have already been added to the knapsack. This adds another layer of complexity.³¹

To illustrate this, consider the networks depicted in Figure 5, starting with the one on the left. Since Bank 2 lies on all cycles, bailing it out ensures systemic solvency and costs $D_2^L - p_2 = 5$. This is however not the optimal policy, as the regulator can significantly reduce the cost of bailing out Bank 2 if it first bails out Bank 3. Indeed, bailing out Bank 3 costs $D_3^L - p_3 = 3$, and allows for the repayment of its debt to Bank 2. Bailing out the latter then only costs 1.

This example illustrates two important aspects of the bailout problem (**OPT**). First, and as mentioned above, the order of bailouts matters, because the bailout cost of remaining banks depends on which banks have already been bailed out. Bailing out 3 and then 2 costs less than the reverse, and both lead to systemic solvency. Second, it might be optimal to bailout a bank even though, by itself, it does not trigger any additional solvencies. This suggests that bailing out banks that trigger larger repayment cascades first can lead to much larger total bailout costs than what is optimal. Similarly, bailing out banks that are cheaper to bailout is not optimal, as it would lead the regulator to bailout Bank 1.




Figure 5: (Left) Let $p_1 = 0$, $p_2 = 5$, and $p_3 = 1$. (Right) Let $p_1 = 0$, $p_2 = p_3 = 5 - \varepsilon$, and $p_4 = 6$.

Next, consider the network on the right of Figure 5. Bailing out Bank 4 ensures systemic solvency, at a cost of $D_4^L - p_4 = 4$. What is optimal here is however to bailout Banks 2 and 3, for a total cost of 2ε . Note that neither of these banks, by itself, can induce systemic solvency, but their combination can. More generally, the amount of liquidity flow that a bank can generate in the network by being solvent depends on who has already been bailed out.

for us to show reduction of partition problems in our proof.

³¹This makes the bailout problem an interesting class of problems for further study in complexity: it is easy to check that any given bailout policy works and involves no more than a certain cost, and so this problem is NP-complete, and yet provides an interesting twist on the Partition and Knapsack Problems in terms of the interaction of costs.

This suggests there are two kinds of interference among banks that make the order of bailouts crucial: interference in costs – whereby bailing out a bank is made much less costly if another one has been bailed out beforehand – and interference in flows – whereby the liquidity flow induced by a bank is either magnified or diminished by the solvency of another. Because of these interactions, (OPT) is not as easily expressed as a linear program,³² and standard dynamic programming algorithms that have proved effective for the knapsack problem do not directly extend. Furthermore, most simple algorithms can perform arbitrarily badly relative to what is optimal. For instance, bailing out banks in decreasing order of the total liquidity flow they induce, or in increasing order of their cost, can lead to total bailout costs that are arbitrarily larger than optimal ones.

The network in Figure 6 illustrates how badly a greedy algorithm based on minimizing costs can perform. The example consists of a chain of cycles of length n . Note that banks $i \geq 2$ have enough capital buffer to absorb the default of their smallest debtor, that is $i + 1$. Hence if a bank i is solvent, then this is enough to make its follower $i + 1$ solvent as well, which is then enough to make $i + 2$ solvent, and this unravels until Bank n . The reverse is, however, not true: Bank i repaying its debts is not enough to make its predecessor $i - 1$ solvent. Given this asymmetry, the optimal policy is to bailout Bank 1: this guarantees solvency of all for a total cost of \bar{D} . Now suppose the regulator uses a simple greedy algorithm, which consists in bailing out banks in increasing order of their bailout cost. The algorithm bails out Bank n first, as this only requires injecting $D_n^L - p_n = \underline{D} < \bar{D} = D_i^L - p_i$ for all $i \neq n$. The algorithm then bails out Bank $n - 1$ at a cost of $D_{n-1}^L - p_{n-1} - D_{n-1n} = \bar{D} - \underline{D}$, and then Bank $n - 2$, etc. This leads the regulator to inject a total of $\underline{D} + (n - 1)(\bar{D} - \underline{D})$. Hence, the performance of the greedy algorithm relative to the optimal policy can be arbitrarily bad for long enough chains.

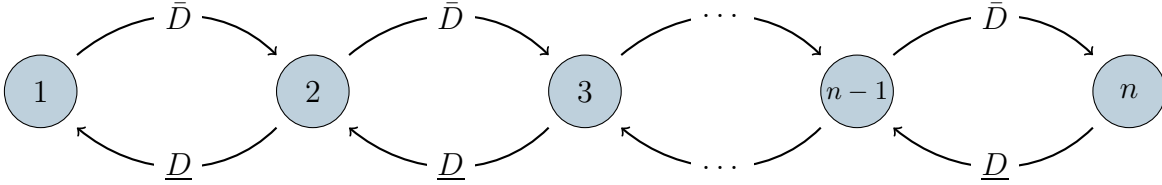


Figure 6: Let $p_1 = p_n = 0$ and $p_i = \underline{D}$ for all $i \neq 1, n$. Suppose $\bar{D} > \underline{D}$.

Note that, in this example, a greedy algorithm that bails out banks in decreasing order of the amount of liquidity flow they generate finds the optimal policy. Indeed, since bailing out Bank 1 clears the whole system, Bank 1 generates the largest liquidity flow, and would be picked first by such greedy algorithm.

However, a greedy algorithm based on flows can perform arbitrarily badly in other examples. For instance, recall the network on the right in Figure 5. Bailing out Bank 4 clears the

³²One can expand the problem to have different values for every ordering, but then the linear problem has factorially many inputs as a function of n .

whole network, whereas bailing out Bank 2 or Bank 3 individually only induces a liquidity flow of 5. Hence this alternative greedy algorithm would lead the regulator to bailout Bank 4, and hence inject a total amount of capital equal to 4, when the optimal bailout policy only requires an injection of 2ε .

We remark that bailing out banks in decreasing order of the ratio of their liquidity flow to their bailout cost can also perform badly, as can be seen in Section 4.6.2 below.³³

One way forward is to consider networks in which these interferences are limited, as simple greedy algorithms may then perform decently well. A weak requirement is that there be no interference among banks in the optimal bailout policy $(i_\ell^*)_\ell$; i.e. that the liquidity flow from and bailout cost of any i_ℓ^* be independent of the solvency status of other banks in $(i_\ell^*)_\ell$. This implies that the order in which banks in $(i_\ell^*)_\ell$ are bailed out is irrelevant. Consider for instance a network composed of disjoint cycles. An optimal bailout policy must, in this example, bailout exactly one bank per cycle so as to insure systemic solvency at minimum cost. Since cycles are disjoint, the order in which they are cleared is inconsequential. The greedy algorithm that bails out banks in increasing order of their bailout costs (recomputing these costs after each bailout, to account for changes in balance sheets and solvencies) yields an optimal bailout policy. However, as soon as the cycles intersect, there are interferences of one sort or another. Indeed, even if there is no interference among banks in $(i_\ell^*)_\ell$, there are always interferences among other, non-optimal, banks that can lead greedy algorithms to perform badly.

4.4.1 Upper Bound on Computation Time

Proposition 3 shows that, as the size of the network n grows, finding the optimal bailout policy becomes complex. The intuition is that a network with more banks can have more overlapping cycles, and these cycles generate interferences between bailouts. So what drives the complexity of finding the optimal bailout policy is not the number of banks n per se, but the associated possible number of cycles K . We formalize this in Proposition 4.

PROPOSITION 4. *The number of calculations needed to find the optimal bailout policy is no more than $K!n^{K+1}$, where n is the number of banks in the network and K is the number of dependency cycles.*

Proposition 4 builds from the following observation: bailing out more than one bank per cycle cannot be strictly cheaper than bailing out only one per cycle, and both ensure systemic solvency. Hence the regulator can restrict attention to policies that bail out at most one bank per cycle. Given potential overlap in cycles and resulting cascades, one needs to do more than just pick the cheapest bank per cycle. A brute-force algorithm to find the optimal bailout policy is then to compute the cost of all such policies, and pick the cheapest one.

³³Maximizing the flow over cost can lead the regulator to bail out the center bank if it has the highest debt liability/cost ratio, while bailing out a number of the peripheral banks can lead to (arbitrarily) lower total bailout costs.

There are $K!$ different orders in which the cycles can be cleared, with at most n different banks per cycle, leading to at most $K!n^K$ policies (a bank per cycle and the order of their clearance). The computation of the cost of each policy takes at most n steps, and so this brute force algorithm can take at most this many steps (see the appendix for a formal proof). In networks with large cycles, an exhaustive search approaches this number of steps.

Proposition 4 implies that when the number of cycles is small, the problem remains tractable even if the number of banks is very large. For instance, if there is some bounded number of cycles so that K is small and fixed, then the brute-force algorithm described above runs in $O(n^{K+1})$ -time as n becomes large. In contrast, finding the optimal bailout policy is most complex when there are many overlapping cycles as for instance in cliques, and we discuss those in Section 4.6.3. In settings with cliques, K becomes exponential in the size of the cliques and thus can become exponential in n .

4.5 Sufficient Conditions and Bounds on Bailout Costs

Although finding the optimal bailout policy is generally complex, there are cases in which a more precise characterization is possible. We explore these in two waves. First, we do not impose any restrictions on the network structure, but consider networks in which banks have small capital buffers, or none. This makes systemic solvency demanding, but also provides a bound on minimum bailouts when banks do have capital buffers. Second, we examine some specific network structures.

A sufficient condition to ensure the existence of an iteratively strongly solvent set intersection each cycle is to bailout one bank per cycle. In some cases, this is also necessary.

Consider any critically balanced network. Let c_1, c_2, \dots, c_K be the list of simple cycles in the network. For ease of exposition here, we deviate from our previous notation and define a cycle not as a sequence of banks that each owes the next one a debt, but as the list of the corresponding directed edges. Naturally, the two are equivalent.

PROPOSITION 5. *Suppose the network is critically balanced, and the regulator can only make full payments of debts: $\alpha_{ij} \in \{0, 1\}$ for all i, j . The minimum capital injections needed in terms of guaranteed payments to ensure full solvency is the least costly set of payments that includes one on each simple cycle:*

$$\begin{aligned} \min_{E \subseteq N \times N} \quad & \sum_{ji \in E} D_{ij} \\ \text{s.t.} \quad & E \cap c_k \neq \emptyset \quad \forall k. \end{aligned}$$

If the network is exactly balanced, this is also the optimal policy when partial payments $\alpha_{ij} \in [0, 1]$ are allowed.

Recall that in critically balanced networks, one missing debt payment is enough to bring any bank to insolvency, as a bank's capital buffer is lower than any of its debt assets. Because

all payments are critical, a repayment stream cannot spread from one cycle to another, and the regulator has to inject some capital into *all* cycles. In exactly balanced networks, she has to ensure one payment in full per simple cycle. In critically balanced networks, as some banks may have a bit of capital buffer, she may only need to make a partial payment.

As soon as some banks have non-trivial capital buffers, such that they can absorb losses associated with the default of some of their counterparties, the regulator may not have to inject capital into *all* cycles. In any case, Proposition 5 gives a lower bound on the cost of minimum bailouts, as additional capital buffer can only help the regulator.

COROLLARY 4. *In any network, the minimum total injection of capital needed to ensure full solvency is at most*

$$\begin{aligned} \min_{E \subseteq N \times N} \quad & \sum_{ji \in E} D_{ij} \\ \text{s.t.} \quad & E \cap c_k \neq \emptyset \quad \forall k \end{aligned}$$

If some banks are not critically balanced, a repayment cascade in one cycle can spread to another, and bailing out a bank on one cycle can lead other cycles to clear as well. Figure 7 provides an illustration.



Figure 7: $(p_1, p_2, p_3) = (0, 0, 0)$ in the network on the left, which is thus exactly balanced. $(p_1, p_2, p_3) = (0, 0, D)$ in the network on the right, which is thus not exactly balanced, nor even critically balanced: Bank 2 can be made solvent by receiving just the payment from Bank 3.

In the exactly balanced network on the left, ensuring solvency of the full network requires bailing out at least one bank per cycle, which can be done by bailing out Banks 1 and 3, or just Bank 2. Both policies cost $2D$. Alternatively, the regulator could bailout Bank 1, and then bailout Bank 2 once it has received its debt payment from 1, which would also cost $2D$. In any case, the regulator has to inject some capital into each cycle to ensure full solvency, as stated in Proposition 5.

In the network on the right, bailing out Bank 3 is enough to ensure full solvency, as Bank 3 paying back its debt is enough to make Bank 2 solvent, which then makes Bank 1 solvent.³⁴ Hence the regulator does not need to inject capital into each simple cycle: the repayment cascade in the $\{2, 3\}$ cycle spreads to the $\{1, 2\}$ cycle without additional

³⁴Paying $D/2$ to 1 would not be enough to get 2 to be solvent since it still gets no payments from 3. One would need to pay $3D/2$ to 2 in order to ensure its solvency. So, 3 is the cheapest option.

intervention. Importantly this relies on the fact that Bank 2 has a capital buffer: $p_2 + D_2^A = 2.5D > 1.5D = D_2^L$.

4.5.1 Upper Bounds on Capital Injections

The previous section highlights that, to reach systemic solvency, ensuring one payment per cycle is always sufficient, and is also necessary when networks are critically balanced. Finding the minimum set of payments intersecting all cycles can still be complex. Some nodes or edges that lie on multiple cycles can seem costlier but actually be cost-efficient as they clear multiple cycles at once. Similarly, when many cycles overlap, the optimal set may involve several payments on the same cycle, because these are the cheapest ones clearing other overlapping cycles. Simple algorithms, such as picking the cheapest edge on each cycle, can thus still lead the regulator to substantially overpay.

Even though finding the precise optimal policy can be complex, we can still provide an upper bound on the total injection of capital that is necessary to bring the network to solvency.³⁵

PROPOSITION 6. *The minimum total injection of capital needed to ensure systemic solvency is no greater than*

$$\frac{1}{2} \sum_i (D_i^L - p_i)^+.$$

This upper bound is reached whenever the network is composed of $n/2$ disjoint cycles, and banks are all equally costly to bailout – so $(D_i^L - p_i)^+ = (D_j^L - p_j)^+$.

As we show in the proof of Proposition 6, following a greedy algorithm that bails out banks in increasing order of their shortfalls until all are solvent, leads to total bailout costs that never exceed this bound. However, as we already saw, such a policy can be (much) more expensive than needed, as required injections of capital can be much lower than this bound.

4.6 Some Prominent Network Structures

To gain the tractability to fully characterize optimal bailout policies, we now examine some prominent network structures. As in the previous section, we presume weak balance is satisfied and restrict attention to the subnetwork of insolvent banks, accounting for all the debt payments that they receive from solvent banks.

4.6.1 Disjoint Cycles

The first set of networks that we examine are those in which the cycles in the network are disjoint, so that no bank lies on more than one cycle.

³⁵As before, we assume that net imbalances have already been injected, so this is an upper bound on the additional injections needed to ensure solvency of the remaining network in the equilibrium of interest.

There can still be banks that lie on no cycles, but for instance lie on directed paths coming out from some bank on a cycle. There can also exist a directed path that goes from one cycle to another, as long as there is no directed path that goes back (which would violate each bank lying on at most one cycle).³⁶

In particular, let c_1, \dots, c_K be the simple cycles in the network, and we again abuse notation and let c_k denote the set of banks in the k -th cycle. Order the cycles so that if $i \in c_k$ and $j \in c_{k'}$ for $k' > k$, then there is no directed path from j to i .³⁷

The optimal bailout policy is described as follows. Pick the bank on c_1 that is the cheapest to bailout:

$$\min_{i \in c_1} D_i^L - p_i.$$

This then ensures that all banks in that cycle are solvent, and can also lead to further solvencies as the banks on that cycle may owe debts to banks outside of that cycle. Let S_1 denote the set of banks that are made solvent if all banks on c_1 are solvent (which is the same regardless of which bank on c_1 is bailed out). If this includes banks on any other cycles, then that cycle will be fully solvent as well. Consider the smallest k such that $c_k \cap S_1 = \emptyset$. Accounting for all the payments that have come in from S_1 , find the cheapest bank to bailout on c_k :

$$\min_{i \in c_k} D_i^L - p_i - \sum_{j \in S_1} D_{ij}.$$

This induces solvency on c_k and additional banks, letting S_2 denote the set of banks made solvent by this bailout and its cascade. Iteratively, after h such steps, one finds the lowest indexed insolvent cycle k_h and finds the cheapest bank on that cycle to bailout:

$$\min_{i \in c_{k_h}} D_i^L - p_i - \sum_{j \in S_1 \cup \dots \cup S_h} D_{ij}.$$

After at most K steps the full network will be solvent.

PROPOSITION 7. *Suppose that each bank lies on at most one cycle. Then, the optimal bailout policy consists of bailing out the bank closest to solvency on each simple cycle, accounting for bailouts of previous cycles, as described above.*

4.6.2 Star Networks

A star network is composed of one center bank, Bank n , that is exposed to all banks in the periphery $i \in \{1, \dots, n-1\}$. Each bank i in the periphery is exposed only to the center bank.

³⁶Note that there cannot exist banks with no incoming debts but with outgoing debts, since those are already solvent under weak balance.

³⁷Given that i and j lie on different cycles, there cannot be both a directed path from i to j and one from j to i , as that would imply that these banks lie on multiple cycles. Thus, there must exist such an order, and in fact there can be multiple such orders. Pick any one satisfying this condition, as all such orders will lead to the same bailout costs.

For the sake of tractability, let all peripheral banks be symmetrically exposed to the center bank: they all have a debt claim of $D_{in} = D^{out}$ on the center bank, and a liability $D_{ni} = D^{in}$ to it. So the total debt assets and liabilities of the center bank equal $D_n^A = (n - 1)D^{in}$ and $D_n^L = (n - 1)D^{out}$, respectively. As before, let the network be weakly balanced, and suppose none of the banks are unilaterally solvent. If the center bank were unilaterally solvent, the whole network would always clear, and regulatory intervention would be unnecessary. Similarly, if some peripheral banks were unilaterally solvent, then they could pay back their debt to the center bank for sure, and we could redefine the network to account for these payments. See Figure 8 for an example of a star network.

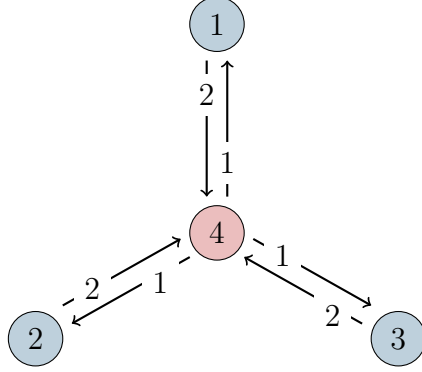


Figure 8: A star network with three peripheral banks, $D^{in} = 2$, and $D^{out} = 1$.

Bailing out the center bank costs $(n - 1)D^{out} - p_n$ and clears the whole system, as the center bank lies on all cycles. However, unless all of peripheral banks have $p_i = 0$, this is not optimal and can be much costlier than optimal.

To understand the optimal bailout policy, let

$$m^* = \frac{(n - 1)D^{out} - p_n}{D^{in}}.$$

Without loss of generality, let the peripheral banks be indexed in decreasing order of p_i , and let us presume that these are all positive.

The optimal policy always involves first bailing out the $\lfloor m^* \rfloor$ peripheral banks with the highest portfolio values. This leverages their p_i 's and gets an amount of liquidity $\lfloor m^* \rfloor D^{in}$ into the center bank at a potentially much lower cost than paying it directly to the center. This then just leaves a comparison between the marginal shortfall of the center bank

$$(n - 1)D^{out} - p_n - \lfloor m^* \rfloor D^{in}$$

and the cost of bailing out the $\lfloor m^* \rfloor + 1$ -st peripheral bank

$$D^{in} - p_{\lfloor m^* \rfloor + 1}.$$

It is optimal to do the remaining bailout via the center bank instead of the $\lfloor m^* \rfloor + 1$ -st peripheral bank if and only if³⁸

$$(n-1)D^{out} - p_n - \lfloor m^* \rfloor D^{in} \leq D^{in} - p_{\lfloor m^* \rfloor + 1}.$$

PROPOSITION 8. *The optimal bailout policy is: to bailout the first $\lfloor m^* \rfloor + 1$ peripheral banks if*

$$(n-1)D^{out} - p_n - \lfloor m^* \rfloor D^{in} > D^{in} - p_{\lfloor m^* \rfloor + 1},$$

and otherwise to bail out the first $\lfloor m^ \rfloor$ peripheral banks, and then inject $(n-1)D^{out} - p_n - \lfloor m^* \rfloor D^{in}$ into the center bank.*

The proposition implies that it is always best to start by bailing out peripheral banks, so as to leverage their outside assets and reduce the overall cost of bailouts. Then, once only one more peripheral bank's payment is needed to return the center bank to solvency, the regulator either injects the center bank's marginal shortfall or bails out one last peripheral bank, depending on which is cheaper.

An implication of Proposition 8 is that mistakenly bailing out the center bank when the optimal policy is to target peripheral banks can be much costlier to the regulator than the reverse. Indeed, this can lead the regulator to waste the value of the outside assets owned by peripheral banks. In contrast, the only reason why bailing out peripheral banks may not be optimal is if this leads the regulator to bailout “one too many” of them due to the integer constraint, which implies a waste of capital of at most D^{in} .

COROLLARY 5. *Bailing out all peripheral banks leads the regulator to inject at most an extra D^{in} compared to the total amount required by the optimal bailout policy.*

Bailing out the center bank leads the regulator to inject at most an extra $\sum_{i=1}^{\lfloor m^ \rfloor} p_i$ compared to the total amount required by the optimal bailout policy.*

Thus, in situations where the portfolio values among the needed peripheral banks ($\sum_{i=1}^{\lfloor m^* \rfloor} p_i$) is much larger than the amount any one of them owes to the center bank (D^{in}), bailing out the periphery is a much safer policy in terms of wasted capital.

A star network is an example of a core-periphery network, in which the center bank represents the clique of core banks, and we examine those next.

4.6.3 Core-Periphery Networks and Cliques

Many financial systems are well-approximated by a core-periphery structure: they can be decomposed into a set of densely connected core banks and a set of more sparsely connected peripheral banks. In this section, we characterize optimal bailouts for this canonical network structure.

³⁸Note that if m^* happens to be an integer, then the center bank is already solvent.

Let N_C and N_P be the set of core and peripheral banks, respectively, with $N = N_C \cup N_P$ and $N_C \cap N_P = \emptyset$. The $n_C = \#N_C$ banks in the core form a clique and are symmetrically exposed to each other: $D_{ij} = D^{core}$ for all $i \neq j \in N_C$. Each core bank $i \in N_C$ is also exposed to a different subset of the peripheral banks $N_P^i \subseteq N_P$, and each of these peripheral banks are only exposed to the core bank i . Hence $N_P = \cup_{i \in N_C} N_P^i$ and $\cap_{i \in N_C} N_P^i = \emptyset$. Specifically, peripheral banks in N_P^i have a debt claim of D^{out} on i , and a debt liability of D^{in} to i . Suppose also that each core bank i is exposed to the same number of peripheral banks $n_P = \#N_P^i$ for all i .

The portfolio values of core banks are heterogeneous and denoted by p_i and, for simplicity, the smaller peripheral banks all have portfolios valued at p_P .

If the network is a clique, so that there is no peripheral banks and $n_P = 0$, then the optimal bailout policy is straightforward: it simply consists in bailing out banks in decreasing order of their portfolio value p_i until they are all solvent.

The added complication from the periphery comes from the fact that peripheral banks change the bailout costs of core banks. However, note that we can combine the logic from star networks, as in Proposition 8, with the logic from cliques. In particular, consider the following bailout policy.

First, pick the core bank with the highest portfolio of outside assets p_i , and let

$$m_i^* = \frac{(n_C - 1)D^{core} + n_P D^{out} - p_i}{D^{in}}.$$

We can then follow the logic of Proposition 8 to return this bank to solvency. Start by bailing out $\lfloor m_i^* \rfloor$ of its peripheral banks, and then bail out one more of its peripheral banks if

$$(n_C - 1)D^{core} + n_P D^{out} - p_i - \lfloor m_i^* \rfloor D^{in} > D^{in} - p_P,$$

and inject the remaining $(n_C - 1)D^{core} + n_P D^{out} - p_i - \lfloor m_i^* \rfloor D^{in}$ directly into bank i otherwise.³⁹

Iteratively, if $x > 0$ core banks have already been returned to solvency and the system is not yet at full solvency, then next consider the core bank with the highest p_i among those still insolvent. Define

$$m_i^*(x) = \frac{(n_C - 1 - x)D^{core} + n_P D^{out} - p_i}{D^{in}}.$$

Start by bailing out $\lfloor m_i^*(x) \rfloor$ of its peripheral banks, and then bail out one more of its peripheral banks if

$$(n_C - 1 - x)D^{core} + n_P D^{out} - p_i - \lfloor m_i^*(x) \rfloor D^{in} > D^{in} - p_P,$$

and otherwise inject the remaining $(n_C - 1 - x)D^{core} + n_P D^{out} - p_i - \lfloor m_i^*(x) \rfloor D^{in}$ directly

³⁹If $\lfloor m_i^* \rfloor \geq n_P$, then first bail out all of i 's peripheral banks and then inject the remaining amount into i that is needed to make it solvent.

into bank i .⁴⁰ Continue until all banks are solvent.

PROPOSITION 9. *The above policy is optimal.*

Hence the intuition from Proposition 8 extends to more general core-periphery networks: it is always optimal to start by bailing out a core bank’s peripheral counterparties instead of targeting it directly.

5 Concluding Remarks

Understanding financial network structure is critical in avoiding defaults, and in particular where the cycles lie and how they intersect, since they drive the possibility of self-fulfilling default cascades and hence of multiple equilibria for bank values. Any equilibrium, when a better one exists, can be interpreted as involving a market freeze. During such a freeze, the minimum injection of capital needed to ensure solvency of banks, and move them to the best equilibrium, exploits cycles in order to spark debt repayment cascades.

More generally, there are gains in clearing cycles in the network, as this can eliminate the possibility of a market freeze, and hence reduce this form of systemic fragility. In practice, this relates to the increasing use of compression services that allow banks to offset obligations. The use of Central Counterparty Clearing Houses (CCPs) can also help mitigate some of these issues, as the resulting star-like network eliminates many cycles. However, one has to worry about providing the CCPs with appropriate incentives and should be concerned about their extreme centrality and size.⁴¹ Large government-sponsored enterprises that process huge amounts of securities have an uneven history of success, especially if one examines Fannie Mae and Freddie Mac’s failures in the 2008 crisis. More generally, considering regulations that change the network is an important topic for further research, but requires modeling the endogenous formation and benefits from the network, which is beyond the scope of our analysis. Regardless of the precise policy that one undertakes, developing and maintaining a more complete picture of the network, and the portfolios of banks together with those of their counterparties, is a necessary first step to improving crisis management.

References

- ACEMOGLU, D., A. OZDAGLAR, AND A. TAHBAZ-SALEHI (2015): “Systemic Risk and Stability in Financial Networks,” *The American Economic Review*, 105, 564–608.
- ACHARYA, V. V., S. T. BHARATH, AND A. SRINIVASAN (2007): “Does industry-wide distress affect defaulted firms? Evidence from creditor recoveries,” *Journal of Financial Economics*, 85, 787–821.

⁴⁰Again, if $\lfloor m_i^*(x) \rfloor \geq n_p$, then bail out all of i ’s peripheral banks, and then inject the remaining amount into bank i needed to make it solvent.

⁴¹See for instance, Duffie and Zhu (2011).

- ARORA, S. AND B. BARAK (2009): *Computational complexity: a modern approach*, Cambridge University Press.
- BARUCCA, P., M. BARDOSCIA, F. CACCIOLI, M. D’ERRICO, G. VISENTIN, S. BATTISTON, AND G. CALDARELLI (2016): “Network valuation in financial systems,” *Available at SSRN 2795583*.
- BASEL COMMITTEE ON BANKING SUPERVISION (1995): “The supervision of financial conglomerates,” Tech. rep.
- BRANCH, B. (2002): “The costs of bankruptcy: A review,” *International Review of Financial Analysis*, 11:1, 39–57.
- CSÓKA, P. AND P. J.-J. HERINGS (2018): “Decentralized clearing in financial networks,” *Management Science*, 64(10), 4681–99.
- DAVYDENKO, S. A., I. A. STREBULAEV, AND X. ZHAO (2012): “A market-based study of the cost of default,” *The Review of Financial Studies*, 25, 2959–2999.
- DEMANGE, G. (2016): “Contagion in financial networks: a threat index,” *Management Science*, 64, 955–70.
- D’ERRICO, M., S. BATTISTON, T. PELTONEN, AND M. SCHEICHER (2018): “How does risk flow in the credit default swap market?” *Journal of Financial Stability*, 35, 53–74.
- D’ERRICO, M. AND T. ROUKNY (2019): “Compressing over-the-counter markets,” *arXiv preprint arXiv:1705.07155*.
- DIAMOND, D. W. AND P. H. DYBVIG (1983): “Bank runs, deposit insurance, and liquidity,” *Journal of political economy*, 91, 401–419.
- DONALDSON, J. R. AND G. PIACENTINO (2017): “Netting,” Tech. rep., Working paper, Washington University in St. Louis.
- DUARTE, F. AND C. JONES (2017): “Empirical network contagion for US financial institutions,” *Federal Reserve Bank of New York Staff Reports*.
- DUFFIE, D. AND H. ZHU (2011): “Does a central clearing counterparty reduce counterparty risk?” *The Review of Asset Pricing Studies*, 1, 74–95.
- EISENBERG, L. AND T. H. NOE (2001): “Systemic Risk in Financial Systems,” *Management Science*, 47, 236–249.
- ELLIOTT, M., B. GOLUB, AND M. O. JACKSON (2014): “Financial Networks and Contagion,” *American Economic Review*, 104(10), 3115–3153.
- GAI, P. AND S. KAPADIA (2010): “Contagion in financial networks,” *Proceedings of the Royal Society A*, 466, 2401–2423.

- JACKSON, M. O. AND A. PERNOUD (2019): “Distorted Investment Incentives, Regulation, and Equilibrium Multiplicity in a Model of Financial Networks,” *SSRN*: <https://dx.doi.org/10.2139/ssrn.3311839>.
- (2020): “Systemic Risk in Financial Networks: A Survey,” *mimeo: Stanford University*.
- LUCAS, D. (2019): “Measuring the cost of bailouts,” *Annual Review of Financial Economics*, 11, 85–108.
- PAPADIMITRIOU, C. H. (1994): *Computational Complexity*, Reading, Massachusetts: Addison Welsey.
- ROGERS, L. C. AND L. A. VERAART (2013): “Failure and rescue in an interbank network,” *Management Science*, 59, 882–898.
- ROUKNY, T., S. BATTISTON, AND J. E. STIGLITZ (2018): “Interconnectedness as a source of uncertainty in systemic risk,” *Journal of Financial Stability*, 35, 93–106.
- SCHULDENZUCKER, S. AND S. SEUKEN (2019): “Portfolio Compression in Financial Networks: Incentives and Systemic Risk,” *Available at SSRN*.
- STORY, L. AND E. DASH (2009): “Bankers Reaped Lavish Bonuses During Bailouts,” *The New York Times*, July, 30, 2009.

Appendix A Proofs

Before beginning the proofs, we note that using (4) we can rewrite the expressions for the debt value (1) in a single equation:

$$d_{ij}(\mathbf{V}_j) = \frac{D_{ij}}{D_j^L} \min(D_j^L, \max\{V_j + D_j^L, 0\}), \quad (6)$$

which accounts for both possible regimes: either j is solvent and creditors share the promised payment D_j^L , or it is not and they share the book value of j ’s assets net of bankruptcy costs $V_j + D_j^L$, if positive. (6) makes it more transparent that i ’s debt assets can be written as a function of only \mathbf{V}_{-i} , so that we can write $d_i^A(\mathbf{V}_{-i})$ and then rewrite (4) as

$$V_i = p_i + d_i^A(\mathbf{V}_{-i}) - D_i^L - b_i(\mathbf{V}, \mathbf{p}). \quad (7)$$

Proof of Proposition 1: (i) Let \bar{V} and \underline{V} be the best and worst equilibrium values of banks, respectively. Since there is no dependency cycle, it has to be that a subset of banks, denoted X_0 , only derive value from their outside investments: $D_i^A = 0$ for all $i \in X_0$. Thus, by the assumption on bankruptcy costs, $\beta_i(V_i, \mathbf{p})$ only depends on V_i for $i \in X_0$. Therefore, the values of these banks are determined solely by their investments, can be written as:

$$V_i = p_i - D_i^L - \beta_i(V_i, \mathbf{p}) \mathbb{1}_{\{p_i < D_i^L\}} \quad \forall i \in X_0.$$

Since $\beta_i(\cdot, \mathbf{p})$ is a contraction, there exists a unique solution to this equation by the Contraction Mapping Theorem. Therefore, $\bar{V}_i = \underline{V}_i$ for all $i \in X_0$. Next, let X_1 be the set of banks whose debt assets only involve banks in X_0 . Thus, their value is independent of that of banks outside X_0 , and so by (6) and (7) we can write

$$V_i = p_i + \sum_{j \in X_0} d_{ij}(V_j) - D_i^L - \beta_i((V_j)_{j \in X_0 \cup \{i\}}, \mathbf{p}) \mathbb{1}_{\{p_i + \sum_{j \in X_0} d_{ij}(V_j) < D_i^L\}} \quad \forall i \in X_1.$$

Since $\bar{V}_i = \underline{V}_i$ for all $i \in X_0$ and $\beta_i(\cdot, \mathbf{p})$ is a contraction as a function of V_i , it follows that the best and worst equilibrium values of banks in X_1 are also the same: $\bar{V}_i = \underline{V}_i$ for all $i \in X_1$. Iteratively defining X_k to be the set of banks that have debt claims on banks in $\cup_{j < k} X_j$ only, the same argument applies by induction. For some integer $K \leq n$, $\cup_{k=0}^K X_k = N$, and thus it follows that $\bar{V}_i = \underline{V}_i$ for all banks.

(ii) Next, we prove that if there is a dependency cycle in the network, then there exists \mathbf{p} and bankruptcy costs such that $\bar{V} \neq \underline{V}$. In particular, we first show that under bankruptcy costs from (3) with full bankruptcy costs (that is, when a bank loses all of its assets upon default, $a = 1$, $b = 0$), then there exists returns \mathbf{p} such that this is true. We then show that this also holds for a below 1 (and above some threshold).

Let c be the set of all banks belonging to a dependency cycle. All other banks either (i) owe debts that have value (directly or indirectly) flowing into a dependency cycle; (ii) get value from debts coming out of a dependency cycle; or (iii) none of the above. Equilibrium values of banks in c is independent from that of banks in categories (ii) and (iii), because there are no directed paths of debts from such banks that are eventually owed to any bank in c . The values of banks in (i) can impact those of banks in c , but we set their portfolio values (p_i s) to zero and thus banks in c get no value from them.⁴² Thus, equilibrium values of banks in c depend only on portfolios and values of banks in c , and each one of them has a debt liability to at least one other and a debt asset from at least one other.

Therefore, we redefine $D_i^A \equiv \sum_{j \in c} D_{ij}$ for all $i \in c$. We set portfolio values $(p_i)_{i \in c}$ to be as low as possible, while ensuring all banks in c remain solvent in the best equilibrium. In particular, when all banks in c are solvent their equilibrium values are

$$V_i = p_i + D_i^A - D_i^L,$$

and therefore the smallest $(p_i)_{i \in c}$ that ensure they all remain solvent in the best equilibrium are given by

$$p_i = [D_i^L - D_i^A]^+.$$

Thus, by using these portfolio values all banks in c are solvent in the best equilibrium: $\bar{V}_i \geq 0$ for all $i \in c$.

Next, consider what happens in the worst equilibrium with these portfolio values, under full bankruptcy costs – that is under (3) with $a = 1$, $b = 0$. Recall that all banks in c must have some debt liability and some debt claim – i.e., $D_i^A > 0$, and $D_i^L > 0$ for all $i \in c$. Let us

⁴²Note that none of these banks are part of a cycle, and so by the argument above their values are uniquely tied down, and since they have no debts coming from any banks in (ii) or (iii), it is direct that they have no assets with which to pay any of their debts.

suppose that they all default so that $d_i^A(\mathbf{V}_{-i}) = 0$ for all i . Then given that $p_i = [D_i^L - D_i^A]^+$

$$V_i = p_i - D_i^L = [D_i^L - D_i^A]^+ - D_i^L = -\min\{D_i^A, D_i^L\} < 0 \quad \forall i \in c,$$

and assuming all banks in c default is self-fulfilling. Then given these bankruptcy costs $b_i(\mathbf{V}, \mathbf{p}) = p_i$, and so $d_i^A(\mathbf{V}_{-i}) = 0$ is self-fulfilling, and the best and worst equilibrium values differ.

To complete the proof, we note that the same is true for some $a < 1$, with a sufficiently close to 1. Presuming all banks default:

$$V_i = (p_i + d_i^A(\mathbf{V}_{-i}))(1 - a) - D_i^L,$$

with $d_i^A(\mathbf{V}_{-i})$ continuous in \mathbf{V}_{-i} , as any discontinuity arises only when new defaults occur. This has a unique fixed point when $a = 1$ of $V_i = -D_i^L$, and given that the righthand-side above is continuous in \mathbf{V}_{-i} and a , then the fixed points converge to the limit fixed point as $a \rightarrow 1$. So under the presumption that all banks default there is a solution for a close enough to 1 with all $V_i < 0$, justifying that all banks default in the worst equilibrium and have values below 0, differing from the best equilibrium. ■

Proof of Proposition 2: First, note that weak balance is a necessary condition for a bank to be solvent in any equilibrium. That is, $p_i + D_i^A < D_i^L$ for some i , then it must default in every equilibrium, since it then defaults even if it gets all its incoming debts paid, and thus regardless of the solvencies of other banks.

Next, note that if $p_i + D_i^A - D_i^L \geq 0$ for all i – i.e., the network is weakly balanced – then it is an equilibrium for all banks to be solvent, and so the best equilibrium has all banks solvent. Thus, weak balance is necessary and sufficient for solvency of all banks in the best equilibrium.

The characterization of solvency in the worst equilibrium requires more work. First, weak balance of the network is also a necessary condition for full solvency in the worst equilibrium, as argued above. Weak balance is, however, no longer sufficient. Thus, for the following, we suppose that the network is weakly balanced, and show that all banks are solvent in the worst equilibrium if and only if there is an iteratively strongly solvent set intersecting each directed cycle.

We first show that having an iteratively strongly solvent set intersecting each directed cycle (in addition to weak balance) implies all banks are solvent.

Suppose there is an iteratively strongly solvent set that intersects each directed cycle, and call it B . By the definition of an iteratively strongly solvent set, all banks in B must be solvent in the worst equilibrium, which means that there is at least one solvent bank on each cycle. We prove that this implies all banks in the network are solvent by induction on the number of cycles in the network K .

If there are no cycles, then the best and worst equilibrium coincide (see the proof of Proposition 1), and then by the arguments above weak balance alone guarantees solvency of all banks (in fact, then it is easy to check that $B = N$ along the iterative arguments discussed above). If there is exactly one cycle, then consider some bank i on that cycle that is in B . This bank i is solvent in the worst, and thus in every, equilibrium given that

all of B is solvent. So, consider the following modified network. For each j reset p_j to be $p_j + D_{ji}$, so presume that all debts from i are paid. Then reset D_{ji} to be 0. Note that we have not changed the structure of any equilibrium since i would have been solvent in every equilibrium, and also that weak balance still holds. The new network has no cycles, and thus all banks are solvent in all equilibria. More generally, consider a network with n cycles and some bank $i \in B$ that lies on some cycle. Via the same argument, we end up with a modified network that has the same equilibria and fewer cycles, and so by induction all banks are solvent in all equilibria.

Finally, we argue that if there does not exist an iteratively strongly solvent set that intersects every cycle, then some banks default in the worst equilibrium. First note that the union of iteratively strongly solvent sets is also an iteratively strongly solvent set: hence there exists a maximum one which, by assumption, does not intersect every cycle and hence does not include all banks. One can then check that the maximum iteratively strongly solvent set is actually the set of solvent banks in the worst equilibrium: presuming those banks are all solvent and none of the others are solvent is self-fulfilling, and so $N \setminus B$ are not solvent in the worst equilibrium. ■

Proof of Lemma 1:

(i) Take any bailout policy, which specifies which banks should be bailed out and in which order. Let i_k be the k^{th} bank to be bailed out. Bailing out bank i_1 costs $D_{i_1}^L - p_{i_1}$. Recall that bank i_1 's portfolio is weakly balanced: $D_{i_1}^A + p_{i_1} - D_{i_1}^L \geq 0$. Hence there exist weights $\alpha_{i_1j} \in [0, 1]$ such that $\sum_j \alpha_{i_1j} D_{i_1j} = D_{i_1}^L - p_{i_1}$. Guaranteeing payments $(D_{i_1j})_j$ with these weights also ensures i_1 's solvency, and costs the same.

More generally take any bank i_k bailed out at step k . It might have received some of the debt it is owed from the solvencies induced by the bailouts of banks i_1 to i_{k-1} . Importantly, if it received its debt claim on some of its debtors D_{i_kj} , it those in full. In particular, let S_k be the set of all solvent banks at the beginning of step k . Bailing out i_k costs $D_{i_k}^L - p_{i_k} - \sum_{j \in S_k} D_{i_kj}$. Again, since bank i_k 's portfolio is weakly balanced, there exist weights $\alpha_{i_kj} \in [0, 1]$ such that $\sum_{j \notin S_k} \alpha_{i_kj} D_{i_kj} = D_{i_k}^L - p_{i_k} - \sum_{j \in S_k} D_{i_kj}$. Guaranteeing payments $(D_{i_kj})_{j \notin S_k}$ with these weights also ensures i_k 's solvency, and is equally costly. Since this holds for all k , and hence for all banks that are part of the bailout policy, we can indeed find a set of edges and weights such that guaranteeing these payments also ensures systemic solvency and is equally costly.

(ii) Take any set of edges E and associated weights α such that, if the regulator guarantees all these payments, all banks are solvent. There has to be (at least) one bank i such that i is solvent if it gets all its debt payments in E : $p_i + \sum_{j|ji \in E} \alpha_{ij} D_{ij} \geq D_i^L$. If not, then the algorithm that finds the worst equilibrium stops with all banks remaining insolvent. Call any such bank i_1 . Note that an alternative way to ensure i_1 's solvency is to inject $\sum_{j|ji \in E} \alpha_{ij} D_{ij}$ directly into it, which costs the same.

We can then iteratively identify banks i_2, \dots, i_K in the following way. Given i_1, \dots, i_{k-1} , there has to be (at least) one bank i such that i is solvent if it gets all its debt payments in E plus any payment it expects from i_1, \dots, i_{k-1} : $p_i + \sum_{j|ji \in E} \alpha_{ij} D_{ij} + \sum_{l=1}^{k-1} D_{il} \geq D_i^L$. If not, then guaranteeing payments in E would only make i_1, \dots, i_{k-1} solvent, but not all banks. Call any such bank i_k . Note that an alternative and equally costly way to ensure i_k 's solvency is to inject an amount $\sum_{j|ji \in E} \alpha_{ij} D_{ij}$ of capital directly into it. Since this holds for

all k , we can indeed find a bailout policy that also ensures systemic solvency and costs the same as guaranteeing the payments in E with weights α .

(iii) This comes directly from the following observation. Take any (insolvent) bank i and any set of already solvent banks S . Bailing out i costs $D_i^L - p_i - \sum_{j \in S} D_{ij}$. If the network is exactly balanced, this is equivalent to guaranteeing payments $(D_{ij})_{j \notin S}$ in full. Indeed, this also ensures i 's solvency and costs the same. This holds for any i and any S , and hence partial payments are never necessary. ■

Proof of Corollary 3: Proposition 2 gives necessary conditions to have systemic solvency in the best and worst equilibrium. Hence the minimum necessary bailout needed to ensure solvency in each case are such that the resulting network satisfies these necessary conditions. For the best equilibrium, this only requires making the network weakly balanced, which means rebalancing each bank's portfolio by injecting $[D_i^L - D_i^A - p_i]^+$ into each bank i , which implies (i). For the worst equilibrium, it also requires enough capital to generate an iteratively strongly solvent set that intersects each directed cycle, which implies (ii).

To see (iii), first note that once the network has been cleared of all cycles, it is only composed of strings. Then by Proposition 1 we know that best and worst equilibria coincide. Ensuring systemic solvency in the worst equilibrium is equivalent to ensuring it in the best equilibrium: it is enough to inject the total net imbalance in the economy as under (i). ■

Proof of Proposition 3: We show that the Partition Problem, which is known to be NP-hard, can be reduced to the decision problem associated with (OPT) for some specific network structures.

The partition problem is stated as follows: Can a given multiset⁴³ of n positive integers $\{a_1, a_2, \dots, a_n\}$ be partitioned into two subsets S and T that have equal sum: $\sum_{i \in S} a_i = \sum_{j \in T} a_j$?

We show that if we can solve the decision version of the bailout problem for a star network then we can solve any instance of the partition problem.

Consider a "bilateral star network" in which the center bank, Bank $n+1$, has a debt claim on and a debt liability to all other banks $D_{i,n+1} > 0$ for all $i \in \{1, \dots, n\}$, and each peripheral bank $i \in \{1, \dots, n\}$ is exposed, and only exposed to the center bank, so $D_i^L = D_{n+1,i} > 0$. All banks are insolvent, but weakly balanced, so that

$$D_i^L > p_i \geq D_i^L - D_i^A$$

for all $i \in \{1, \dots, n+1\}$.

Take any instance of the partition problem $\{a_1, a_2, \dots, a_n\}$. Let $D_i^L = a_i$ and $C_i = D_i^L - p_i = a_i/M$ for $i \in \{1, \dots, n\}$. Suppose the center bank $n+1$ needs $C_{n+1} = D_{n+1}^L - p_{n+1} = \sum_{i \leq n} a_i/2$ to be solvent.

We first show that for M large enough, the optimal bailout policy only bails out peripheral banks (directly). Note that it is always possible to restore the solvency of the center bank by bailing out sufficiently many peripheral banks (worst case scenario, by bailing out all of them). Let X be some set of peripheral banks guaranteeing the solvency of the center. By contrapositive, suppose that it is optimal to inject some capital directly into the center:

⁴³Repetitions are permitted.

so the optimal policy is to bail out some subset of peripheral banks Y plus the remaining shortfall of $C_{n+1} - \sum_{i \in Y} a_i$ to the center. This being cheaper than bailing out X requires:

$$\sum_{i \in Y} a_i/M + \sum_{i \leq n} a_i/2 - \sum_{i \in Y} a_i < \sum_{i \in X} a_i/M$$

or⁴⁴

$$\sum_{i \leq n} a_i/2 - \sum_{i \in Y} a_i < [\sum_{i \in X} a_i - \sum_{i \in Y} a_i]/M.$$

But we can set M large enough for this to fail (any $M > 2 \sum_i a_i$ guarantees that the right hand side is less than $1/2$ which is less than the left hand side given that the a_i s are all positive integers and the left hand side is positive). Thus, the optimal bailout policy will consist of some set X of peripheral banks.

Let W be the min total bailout costs (and we now know it is achieved by only bailing out peripheral banks). To complete the proof, we show that there exists an equal-sum partition of $\{a_1, a_2, \dots, a_n\}$ if and only if $W \leq \sum_{i \leq n} a_i / (2M)$.

First, if such a partition exists then bailing out banks in either subset of the partition (either S or T) costs

$$\sum_{i \in S} C_i = \sum_{i \in S} a_i/M = (\sum_{i \leq n} a_i)/(2M)$$

and induces a capital flow into the center of

$$\sum_{i \in S} D_i^L = \sum_{i \in S} a_i = \sum_{i \leq n} a_i/2.$$

Therefore doing so ensures systemic solvency, which implies that $W \leq \sum_{i \leq n} a_i / (2M)$.

Conversely, suppose there is a minimum bailout cost of $W \leq \sum_{i \leq n} a_i / (2M)$, via some set of peripheral banks X . It must induce payment of debts to the center bank of at least $\sum_{i \leq n} a_i/2$. Thus,

$$\sum_{i \in X} a_i \geq \sum_{i \leq n} a_i/2$$

and

$$\sum_{i \in X} a_i/M \leq \sum_{i \leq n} a_i/(2M)$$

These imply that $\sum_{i \in X} a_i = \sum_{i \leq n} a_i/2$, and so such a partition exists. ■

Proof of Proposition 4: We first show that an optimal bailout policy must be bailing out at most one bank per cycle. although we know from Proposition 2 that bailing out one bank per cycle is enough to guarantee systemic solvency, this does not directly imply that bailing out more than one bank per cycle cannot be cost-efficient as it could reduce the cost of a subsequent bailout.

Take any bailout policy $(i_\ell)_\ell$ that ensures systemic solvency, and let \mathcal{K}_ℓ be the set of cycles on which i_ℓ lies. A bailout policy bails out more than one bank per cycle if there

⁴⁴Note that by supposition $\sum_{i \in Y} a_i < \sum_{i \leq n} a_i/2 \leq \sum_{i \in X} a_i$, so both sides of the following are positive.

exists ℓ such that $\mathcal{K}_\ell \setminus (\cup_{j=1}^{\ell-1} \mathcal{K}_j) = \emptyset$. That is, at some step, the policy bails out a bank that only lies on cycles on which another bank has already been bailed out. We show that for any such policy, there exists another that also ensures systemic solvency, that bails out at most one bank per cycle, and that is weakly cheaper. There are two cases: either i_ℓ 's bailout cost $C_{i_\ell|(i_1, \dots, i_{\ell-1})}$ is zero, or it is not. In the first case, then the “bailout” of i_ℓ is inconsequential as, given previous bailouts, the bank is already solvent. So (i_ℓ) is a cost-equivalent bailout policy that bails out at most one bank per cycle. The more interesting case is when i_ℓ 's bailout is actually costly to the regulator. This means that at least one of i_ℓ 's debtor is defaulting. Let X_1 be the set of all i_ℓ 's debtors that are defaulting despite already made bailouts $(i_1, \dots, i_{\ell-1})$. It has to be that each bank in X_1 also has a debtor that is defaulting. Iteratively construct X_k has the set of banks that owe money to banks in X_{k-1} and that are defaulting, and let $X = \cup_k X_k$. Three things are worth noting: (i) by construction, all banks in X are insolvent, (ii) the subnetwork $(X, (D_{ij})_{i,j \in X})$ must have at least one cycle, and (iii) bank i_ℓ is not in X . Indeed if $i_\ell \in X$, it must belong to a cycle of defaulting banks, and hence must belong to a cycle that has not been cleared out yet, which contradicts our initial assumption. Since the bailout policy ensures systemic solvency, it has to bailout some banks in X after i_ℓ 's bailout. Construct an alternative bailout policy by moving all bailouts of banks in X before i_ℓ 's bailout. That cannot increase the cost of these bailouts as banks in X do not expect additional capital from i_ℓ since $i_\ell \notin X$. That makes i_ℓ 's bailout free – i.e. unnecessary, – and hence strictly reduces the cost of the overall bailout policy. It is thus without loss to only consider bailout policies that bailout at most one bank per cycle.

We now argue that computing the cost of all such policies requires no more than $K!n^{K+1}$ steps. A bailout policy that bails out one bank per cycle is characterized by (i) the order in which the cycles are cleared, and (ii) the identity of the bank on each cycle that is bailed out. There are $K!$ different orders in which cycles can be cleared. If m_1, \dots, m_K denote the number of banks on each cycle, there are $K! \prod m_k$ bailout policies to consider. The worst case is when cycles are as large as possible. Since $m_k \leq n$ for all k , this means there are at most $K!n^K$ different bailout policies to check. The least costly policy among those must be an optimal policy. Since computing the cost of each policy takes at most n steps, this brute-force algorithm finds the optimal bailout policy in no more than $K!n^{K+1}$ steps.

Proof of Proposition 5: Consider any critically balanced network. We show that all banks are solvent in the worst equilibrium if and only if the regulator ensures one payment per simple cycle.

[\Rightarrow] By contrapositive, suppose there exists at least one cycle c_k on which no payment is backed by the regulator. Consider any bank i lying on that cycle, and denote by $p_k(i)$ its predecessor on cycle k . The algorithm that finds the worst equilibrium starts by assuming none of the banks make their payments, and iterate from there. Here suppose more optimistically that all banks but those on cycle k are solvent. Then the value of the assets of any bank i on c_k is

$$p_i + D_i^A - D_{ip_k(i)} < D_i^L,$$

since i is critically balanced. Hence any bank on cycle k is indeed insolvent, and this is self-fulfilling. As soon as there is a cycle with no guaranteed payment on it, banks lying on that cycle are insolvent in the worst equilibrium.

[\Leftarrow] Again, by contrapositive, suppose that some bank $i = i_0$ defaults even though the

regulator has ensured one payment per simple cycle. By critical balancedness, we know that $p_{i_0} + D_{i_0}^A \geq D_{i_0}^L$. Hence if i_0 defaults, it has to be that it is not getting its payment from at least one of its debtors. Denote that debtor (or any one of these debtors if there are several) by i_1 . It has to be that (i) i_1 is insolvent, and (ii) the regulator does not step in to make payment $D_{i_0 i_1}$.

Apply the same reasoning to bank i_1 : since it is insolvent, it has to be that one of its debtors i_2 is insolvent as well, and the regulator does not step in to make the payment $D_{i_1 i_2}$. We can iterate on this reasoning, and at some point must reach the same bank twice—so $i_M = i_{M'}$ for some M, M' . This is because the network has a finite number of banks and each of its components is strongly connected. Consider the simple cycle $\{M'M' - 1, M' - 1, M' - 2, \dots, M + 1, M\}$. All the banks belonging to it are insolvent by construction, and none of the associated payments is backed up by the regulator, which contradicts our initial assumption. Hence, if the regulator ensures one payment per simple cycle, all banks must be solvent in the worst equilibrium. ■

Proof of Proposition 6: We prove – by induction on the number of banks n – that the total injection of capital needed to ensure systemic solvency is no greater than $0.5 \sum_i (D_i^L - p_i)^+$. To do so, we propose a bailout policy that guarantees systemic solvency and costs at most that amount, which then implies that the optimal policy must be weakly cheaper.

It is simple to show that the claim holds for $n = 2$, as there is then a single network configuration to consider in which each bank has a claim on the other.⁴⁵ Bailing out the cheapest of these two banks is enough to clear the cycle. This costs $\min\{(D_1^L - p_1)^+, (D_2^L - p_2)^+\} \leq 0.5[(D_1^L - p_1)^+ + (D_2^L - p_2)^+]$.

Now suppose the induction hypothesis holds for a network of n banks, and consider a network with $n + 1$ banks. Let $i^* = \arg \min_i (D_i^L - p_i)^+$, such that i^* is the bank closest to solvency. We give a bound on total bailout costs if the regulator starts by bailing out i^* . There are two cases:

Case 1: $(D_{i^*}^L - p_{i^*})^+ = 0$ and i^* is already solvent. Without loss of generality, we can add bank i^* to node 0 and redefine all other banks' outside assets to account for any debt payment from i^* . Hence, effectively, this is equivalent to studying a network of n banks, for which the induction hypothesis holds: there exists a bailout policy that ensures systemic solvency and costs at most $0.5 \sum_{i \neq i^*} (D_i^L - p_i)^+ = \sum_i (D_i^L - p_i)^+$.

Case 2: $D_{i^*}^L - p_{i^*} > 0$, which implies $D_i^L - p_i > 0$ for all i by definition of i^* . Suppose the regulator first bails out i^* at a cost of $D_{i^*}^L - p_{i^*}$. As in Case 1, we can then restrict attention to the remaining network of n banks, but we need to account for the payments they got from i^* . In aggregate, the remaining banks get a payment of at least $D_{i^*}^L - p_{i^*}$ from i^* . This comes from the fact that each one of i^* 's debtor j gets $\min\{D_j^L - p_j, D_{ji^*}\} \geq \min\{D_{i^*}^L - p_{i^*}, D_{ji^*}\}$. (The inequality comes from $D_j^L - p_j \geq D_{i^*}^L - p_{i^*}$ by definition of i^* .) So, in that remaining subnetwork of n banks, the induction hypothesis tells us that the optimal bailout policy costs at most $0.5 \sum_{i \neq i^*} (D_i^L - p_i) - (D_{i^*}^L - p_{i^*})$. In total, accounting for the cost of i^* 's bailout, ensuring solvency then costs at most $0.5 * \sum_{i \neq i^*} D_i^L - p_i \leq 0.5 \sum_i (D_i^L - p_i)$. ■

Proof of Proposition 7: Given that banks lie on at most one cycle, cycles can be par-

⁴⁵If not, then there is no cycle in the network and all banks are already solvent as, without loss, the network of interest is assumed to be weakly balanced.

tioned into tiers. First, there are cycles that have no directed path coming in from any other cycle – call these \mathcal{C}_0 . Next, there are cycles that only have directed paths coming in from \mathcal{C}_0 , call these \mathcal{C}_1 . Then there are cycles that only have directed paths coming in from \mathcal{C}_0 and \mathcal{C}_1 , and so forth. Remaining banks either lie on directed paths between cycles, or on dead-end paths that come out of some cycle(s). Given that at least one bank must be made solvent on each directed cycle, it follows that finding the cheapest bank on each cycle in \mathcal{C}_0 is necessary for solvency, and cannot be made cheaper by any further bailouts. Under the ordering, these cycles will all be listed first and none will affect the bailing out of any other within this tier. Iterating on this logic, the result is easily verified, noting that any bank i that is not on any cycle will be cleared once all banks that have directed paths leading to it are bailed out, which necessarily has to be done before any cycles that lie on directed paths that point out from bank i are bailed out. ■

Proof of Proposition 8: First note that since the network is weakly balanced, and the center bank lies on all cycles, all banks are solvent in the worst equilibrium if and only if the center bank is. Hence the optimal bailout policy is the one ensuring the solvency of the center bank at minimum cost.

The center bank needs an amount of liquidity $(n-1)D^{out} - p_n \leq (n-1)D^{in}$ to be brought back to solvency. Bailing out a peripheral bank i costs $D^{in} - p_i$ and leads to a liquidity flow of D^{in} into the center bank. Hence it is always weakly cheaper (strictly if $p_i > 0$) to do so instead of injecting D^{in} directly into the center bank.

The only time at which it may not be optimal to bail out a peripheral bank is then when the center bank is less than D^{in} -close to solvency. This is the case if and only if $\lfloor m^* \rfloor$ peripheral banks have already been bailed out. Then the regulator can either bail out one additional peripheral bank, which costs $D^{in} - p_{\lfloor m^* \rfloor + 1}$, or inject the center bank's marginal shortfall directly into it. ■

Proof of Proposition 9: Let $x \in \{0, 1, \dots, n_C\}$ be the number of solvent core banks. The following reasoning holds for any x . Without loss, suppose there are still some insolvent core banks.

Core banks are completely identical except for the value of their outside assets. Hence bailing out any core bank induces the same liquidity flow into the network, but the cost of such bailout can differ across core banks. It is then always optimal to bring core banks back to solvency in decreasing order of their p_i .

What is the cheapest way to bring a core bank i back to solvency? By the previous argument, it cannot be cost-efficient to bailout its core counterparties, as these are more expensive to bailout than i . So the optimal way must only involve bank i 's peripheral banks, or injecting capital into i directly. This is the same problem as studied in Section 4.6.2, and Proposition 8 applies. The only slight difference is that, for some parameter values, bailing out all of i 's peripheral banks may not be enough to ensure its solvency – i.e. $m_i^*(x) > n_P$. The same logic however still holds: it is still optimal to leverage the peripheral banks' outside assets, and the optimal policy is then to bailout all of i 's peripheral banks, and then inject whatever additional capital is needed directly into i . ■

Appendix B Additional Discussions

B.1 An Example of a Network with Three Different Equilibria

Consider the network depicted in Figure 9.

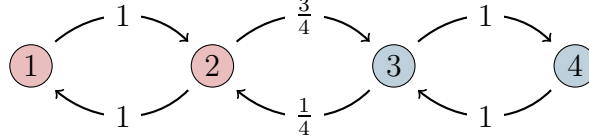


Figure 9: Let $p_1 = p_4 = 0$ and $p_2 = p_3 = 1$.

Suppose full bankruptcy costs, such that a bank's assets are entirely lost upon defaulting: $\beta_i(\mathbf{V}, \mathbf{p}) = p_i + d_i^A(\mathbf{V})$.

The best equilibrium has all banks being solvent. Indeed, $p_i + D_i^A - D_i^L \geq 0$ for all bank i . Best equilibrium values for banks are then $\bar{\mathbf{V}} = (0, \frac{1}{2}, \frac{3}{2}, 0)$. The worst equilibrium has all banks defaulting, as none of them is unilaterally solvent: $p_i < D_i^L$ for all bank i . Worst equilibrium values for banks are then $\underline{\mathbf{V}} = (-1, -\frac{3}{4}, -\frac{1}{4}, -1)$. There exists a third, intermediary, equilibrium in which only banks 1 and 2 default. Indeed, the debt repayment from Bank 3 is not enough to guarantee Bank 2's solvency if Bank 1 defaults on its debt. Bank values in that intermediate equilibrium are $\mathbf{V} = (-1, -\frac{3}{4}, \frac{3}{4}, 0)$.

B.2 Incorporating Equity-Like Interdependencies Between Financial Institutions

In this section, we propose an extension of the model that includes both debt and equity.

The distinction between debt and equity is not just a theoretical consideration, since both types of securities are needed to capture the balance sheets of some of the most prominent and important types of financial institutions. For example, banks' balance sheets involve substantial portions of deposits, loans, CDOs (collateralized debt obligations), and other sorts of debt-like instruments. In contrast, venture capital firms and many other sorts of investment funds typically hold equity, and are either held privately or issue equity. Furthermore, some large investment banks are hybrids that involve substantial portions of both types of exposures. Finally, our model also captures interactions within financial conglomerates, as organizations within the same group often have both debt-like and equity-like exposures to each other (e.g., see the report of the Basel Committee on Banking Supervision (1995) for a description of intra-group exposures). Understanding the different incentives these forms of interdependencies provide, and the externalities they generate, is thus relevant.⁴⁶

⁴⁶There are obviously more complex contracts that can also be built into such a model. In Section B.3 of the online materials we consider a model allowing for general contracts, and discuss how existence of consistent

Equity Contracts. Interdependencies can now also take the form of equity contracts. If bank i owns an equity share in bank j , it is represented by a claim that i has on some fraction $S_{ij} \in [0, 1]$ of j 's value. A bank cannot have an equity claim on itself, so that $S_{ii} = 0$ for all i . Equity shares must sum to one, so whatever share is not owned by other banks accrues to some outside investor: $S_{0i} = 1 - \sum_{j \neq 0} S_{ji}$.⁴⁷ The one exception is that no shares are held in the outside investors so that $S_{i0} = 0$ for all i – shares held by banks in private enterprises are modeled via the p_i 's.

Finally, in order to ensure that the economy is well-defined, we presume that there exists a directed equity path from every bank to some private investor (hence to node 0). This rules out nonsensical cycles where each bank is *entirely* owned by others in the cycle, but none are owned in any part by any private investor. For instance if A owns all of B and vice versa, then there is no solution to equity values.

Bank Values. The value V_i of a bank i equals:

$$V_i = p_i + \sum_j S_{ij} V_j^+ + D_j^A(\mathbf{V}) - D_i^L - b_i(\mathbf{V}, \mathbf{p}), \quad (8)$$

where $V_j^+ \equiv \max[V_j, 0]$. The $S_{ij} V_j^+$ reflects limited liability: the value to i of its equity holding in j cannot be negative. Bankruptcy costs $b_i(\mathbf{V}, \mathbf{p})$ are defined by:

$$b_i(\mathbf{V}, \mathbf{p}) = \begin{cases} 0 & \text{if } p_i + \sum_j S_{ij} V_j^+ + D_i^A(\mathbf{V}) \geq D_i^L \\ \beta_i(\mathbf{V}, \mathbf{p}) & \text{if } p_i + \sum_j S_{ij} V_j^+ + D_i^A(\mathbf{V}) < D_i^L. \end{cases}$$

In matrix notation, equation (8) becomes

$$\mathbf{V} = (\mathbf{I} - \mathbf{S}(\mathbf{V}))^{-1} ([\mathbf{p} + \mathbf{D}^A(\mathbf{V}) - \mathbf{D}^L] - \mathbf{b}(\mathbf{V}, \mathbf{p})),$$

where $\mathbf{S}(\mathbf{V})$ reflects the fact that $S_{ij}(\mathbf{V}) = 0$ whenever j defaults, and equals S_{ij} otherwise.

B.2.1 Extension of our Results with Equity Claims

Equilibrium Multiplicity. In our benchmark model, Proposition 1 states that any cycle of debt claims can lead to multiple equilibria for bank values. Reciprocally, without any cycle of debt, equilibrium values must be unique. This is no longer true when banks can also be linked via equity contracts. A cycle composed of a mix of equity and debt claims is enough to generate multiple equilibria. A cycle composed solely of equity claims is not, however. Hence, Proposition 1 extends by defining a dependency cycle as a cycle of claims that involves *at least some* debt.

bank values depends on the monotonicity of those contracts in underlying primitive-asset investments. Debt and Equity provide a lens into many other contracts, as many swaps and derivatives involve either fixed payments or payments that depend on the realization of the value of some investment of one of the parties, like a combination of debt and equity.

⁴⁷Here, we simply model any fully privately held banks as having some outside investor owning an equity share equal to 1. This has no consequence, but allows us to trace where all values ultimately accrue.

Minimum Bailouts. The general program to ensure solvency at minimum cost can be written as

$$\min_{p' \geq p: \mathbf{V}(\mathbf{p}') \geq 0} \|\mathbf{p}' - \mathbf{p}\|,$$

where the \mathbf{V} is chosen to be either the best or worst equilibrium, depending on which is of interest. Again, this requires that the imbalance is at most 0 for all banks, but now this includes equity values and so has to be solved as a fixed point.

The algorithm for finding the amount needed to remove the net imbalance in the case of the best equilibrium is straightforward to describe. It is as follows.

Let

$$p_i^n = p_i + D_i^A - D_i^L.$$

Now, calculate the best equilibrium values associated with asset returns \mathbf{p}^n , equity holdings \mathbf{S} (noting that equity values in negative-valued enterprises are 0), and no debt $\mathbf{D} = \mathbf{0}$. The opposite of the total sum of the valuations of the banks with negative values (ignoring bankruptcy costs) is the minimum bailout that is needed. Effectively, we know that all debts will be repaid in a bailout that ensures full solvency, and then the resulting bank values will be the basis on which equity values accrue. Banks that are still negative, including all of their equity positions, are the ones that will require bailout payments.

In the case of the worst equilibrium, the same logic applies, but then the base values are associated with the worst equilibrium. Then once those payments are made, one *recalculates* the worst equilibrium values given those payments, but with the original \mathbf{D} . By doing this, one identifies banks that are then unilaterally solvent (after the initial bailout payments), as well as any resulting iteratively strongly solvent set by consequence of those unilateral solvencies. If these are not enough to intersect each directed cycle, then additional bailouts will be needed, and an algorithm needs to be run to find the cheapest set. Note that those bailouts might not even be used to generate unilateral solvencies, but might just be enough to generate secondary solvencies given the unilateral solvencies, which eventually generate more solvencies. This is the analog of the problem without equity, but just augmented by additional value calculations that include equity of the resulting solvent banks for each possible configuration of bailouts that is considered and the corresponding worst equilibria. Here, part (iii) of the Corollary 3 becomes particularly important, since it means that if one can compress the network, then the issues with the worst equilibrium are avoided and one only has to deal with the initial bailouts needed to restore weak balance, which are necessary in any case.

B.3 General Contracts Between Financial Institutions

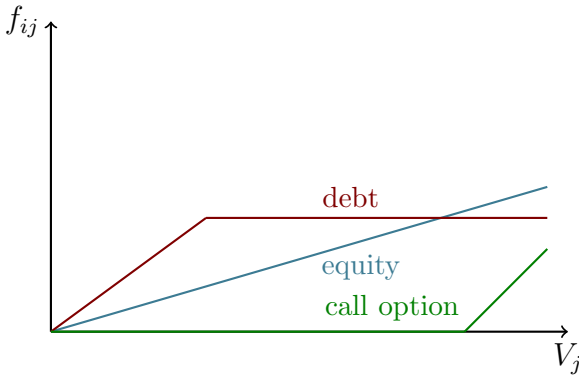
We now discuss bank values when contracts are not restricted to debt and equity. A general form of contract between institutions i and j is denoted by $f_{ij}(\mathbf{V}, \mathbf{p})$ and can depend on the value of institution j as well as the value of other institutions. This represents some stream of payments that j owes to i , usually in exchange for some good, payments, or investment that has been given or promised from i to j .

The value V_i of a bank i is then

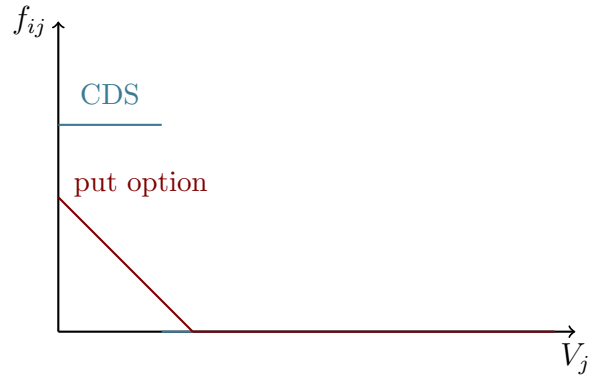
$$V_i = p_i + \sum_j f_{ij}(\mathbf{V}, \mathbf{p}) - \left[\sum_j f_{ji}(\mathbf{V}, \mathbf{p}) - S_{ji}(\mathbf{V})V_i^+ \right] - b_i(\mathbf{V}, \mathbf{p}), \quad (9)$$

where $f_{ji}(\mathbf{V}, \mathbf{p}) - S_{ji}(\mathbf{V})V_i^+$ accounts for the fact that debt and contracts other than equity are included as liabilities in a book value calculation.⁴⁸

Under monotonicity assumptions on financial contracts, there exist consistent values for banks by Tarski's fixed point theorem. That is, there exists a fixed point to the above system of equations. This is true whenever $b_i(\mathbf{V}, \mathbf{p})$ is nonincreasing in \mathbf{V} and bounded (supposing that the costs cannot exceed some total level), each $f_{ij}(\mathbf{V}, \mathbf{p})$ is also nondecreasing in \mathbf{V} , $\sum_j f_{ji}(\mathbf{V}, \mathbf{p}) - S_{ji}(\mathbf{V})V_i$ is nonincreasing in \mathbf{V} , and either f is bounded or possible values of \mathbf{V} are bounded. Moreover, from Tarski's theorem, it also follows that the set of equilibrium bank values forms a complete lattice. Discontinuities, which come from bankruptcy costs and potentially the financial contracts themselves, can thus lead to multiple solutions for banks' values.



(a) Non-Decreasing Financial Contracts



(b) Non-Increasing Financial Contracts

When financial contracts are not increasing functions of \mathbf{V} , there may not exist an equilibrium solution for bank values. For instance, as soon as some banks insure themselves against the default of a counterparty or bet on the failure of another, simple accounting rules may not yield consistent values for all organizations in the financial network. We illustrate this in the following example.

Example of Non-Existence of a Solution for \mathbf{V} : Credit Default Swaps. Consider a financial network composed of $n = 3$ banks. For simplicity their portfolios in outside assets all have the same value $p_i = 2$ for $i = 1, 2, 3$. The values of banks are linked to each other through the following financial contracts: bank 2 holds debt from 1 with face value $D_{21} = 1$;

⁴⁸This more general model also embeds that of Barruca et al. (2016) in which banks hold debt on each other, but these debt claims are not valued under full information: they allow for uncertainty regarding banks' external assets and ability to honor their interbank liabilities, whose face value may then be discounted depending on available information. Financial contracts as defined here can capture this kind of uncertainty if f_{ij} equals the expected payment from j to i given some information—e.g. a subset of known bank values or primitive asset values.

2 is fully insured against 1's default through a CDS with bank 3 in exchange of payment $r = 0.4$; finally 1 holds a contract with 3 that is linearly decreasing in 3's value. Suppose a bank defaults if and only if its book value falls below its interbank liabilities, in which case it incurs a cost $\beta = 0.1$. Formally, the contracts are

$$\begin{aligned} f_{21}(\mathbf{V}) &= D_{21} \mathbb{1}_{V_1 \geq 0} \\ f_{23}(\mathbf{V}) &= D_{21} \mathbb{1}_{V_1 < 0} \\ f_{32}(\mathbf{V}) &= r \mathbb{1}_{V_1 \geq 0} \\ f_{13}(\mathbf{V}) &= -0.5V_3. \end{aligned}$$

Note that banks 2 and 3 never default: the former's value is always at least $2 - r > 0$ and the latter's is at least $2 - D_{21} > 0$. We then check that there is no solution in which bank 1 is solvent. In such a case, $V_3 = 2 + r$ and $V_1 = 2 - 0.5V_3 - D_{21} = -0.2 < 0$: but then bank 1 defaults, which is a contradiction. Finally suppose that 1 defaults. Then $V_3 = 2 - D_{21}$ and $V_1 = 2 - 0.5V_3 - \beta = 1.4 > 0$, another contradiction.