

Hybrid Feedback for Global Attitude Tracking

Miaomiao Wang and Abdelhamid Tayebi

Abstract—We introduce a new hybrid control strategy, which is conceptually different from the commonly used synergistic hybrid approaches, to efficiently deal with the problem of the undesired equilibria that precludes smooth vectors fields on $SO(3)$ from achieving global stability. The key idea consists in constructing a suitable potential function on $SO(3) \times \mathbb{R}$ involving an auxiliary scalar variable, with flow and jump dynamics, which keeps the state away from the undesired critical points while, at the same time, guarantees a decrease of the potential function over the flows and jumps. Based on this new hybrid mechanism, a hybrid feedback control scheme for the attitude tracking problem on $SO(3)$, endowed with global asymptotic stability and semi-global exponential stability guarantees, is proposed. This control scheme is further improved through a smoothing mechanism that removes the discontinuities in the input torque. The third hybrid control scheme, proposed in this paper, removes the requirement of the angular velocity measurements, while preserving the strong stability guarantees of the first hybrid control scheme. Finally, some simulation results are presented to illustrate the performance of the proposed hybrid controllers.

Index Terms—Attitude control, Hybrid feedback, Rigid body system, Velocity-free feedback, Lie group $SO(3)$,

I. INTRODUCTION

The attitude tracking control problem of rigid body systems has been widely investigated in the literature with many applications related to robotics, aerospace and marine engineering, for instance [2]–[7]. In particular, geometric control design on Lie groups $SO(3)$ and $SE(3)$, has generated a great deal of research work [6], [8]–[13]. It is well known that achieving global stability results with feedback control schemes designed on Lie groups such as $SO(3)$ and $SE(3)$, is a fundamentally difficult task due to the topological obstruction of the motion space induced by the fact that these manifolds are not homeomorphic to \mathbb{R}^n and that there is no smooth vector field that can have a global attractor [8]. To achieve almost global asymptotic stability (AGAS), a class of *suitable* “navigation functions” has been introduced in [8]. In [9], the Riemannian structure of the configuration manifold for a class of mechanical systems, is used to derive a local exponential control law, while in [11], an almost global tracking controller has been proposed for a general class of Lie groups via intrinsic globally-defined error dynamics. It is well known that for any smooth potential function on $SO(3)$, there exist at

least four critical points where its gradient vanishes [14], and as such, almost global stability is the strongest result that one can achieve in this case.

Using the hybrid dynamical systems framework of [15], [16], a unit-quaternion based hybrid control scheme for global attitude tracking was first proposed in [17], which led thereafter to other variants such as [18]–[20]. The use of a “synergistic” family of potential functions to overcome the topological obstruction to global asymptotic stability $SO(3)$ has been introduced in [21]. A family of potential functions is “centrally” synergistic, if the identity is the common critical point of all the potential functions in the family. This synergistic hybrid approach was successfully applied to the rigid body attitude control problem in [22], where a hysteresis-based switching mechanism was introduced to avoid all the undesired critical points and ensure some robustness to measurement noise. However, only numerical examples were provided to construct such a synergistic family of potential functions via angular warping on $SO(3)$. Inspired by this, a number of hybrid controllers and observers on Lie groups $SO(3)$, $SE(3)$ and $SE_2(3)$ have been proposed in the literature [23]–[31]. The work in [26], provides a systematic and comprehensive procedure for the construction of synergistic potential functions on $SO(3)$, which is then applied to design velocity-free hybrid attitude stabilization and tracking control schemes [26], [27]. Moreover, a hybrid attitude control scheme on $SO(3)$ using an “exp-synergistic” family of potential functions, leading to global exponential stability, has been proposed in [28]. Alternatively, a “non-central” synergistic family of potential functions has been considered in [23] to relax the centrality condition. A similar idea can be found in [25]. Recently, a hybrid control approach on smooth manifolds, relying on a switching logic between local coordinates, has been proposed in [32].

Contributions: In this paper, we propose a new hybrid feedback control strategy for the attitude tracking problem leading to global asymptotic stability results. This hybrid control strategy is then endowed with a smoothing mechanism to filter out the discontinuities induced by the switching on the control input. Inspired by the work in [27], [33], [34], an extension to the case where the angular velocity is not available for feedback is also proposed.

The key idea of our hybrid control strategy consists in using a suitable potential function on $SO(3) \times \mathbb{R}$ involving an auxiliary scalar variable with hybrid dynamics. This scalar variable is governed by some appropriately designed flow dynamics when the state in $SO(3) \times \mathbb{R}$ is away from the undesired critical points, and is governed by an appropriately designed jump strategy when the state is in the neighborhood of the undesired critical points. The flow and jump strategies are designed to ensure a decrease of the potential function over

This work was supported by the National Sciences and Engineering Research Council of Canada (NSERC), under the grants NSERC-DG RGPIN-2020-06270. A preliminary version of this work was presented in [1]

Miaomiao Wang is with the Department of Electrical and Computer Engineering, Western University, London, ON N6A 3K7, Canada (e-mail: mwang448@uwo.ca).

Abdelhamid Tayebi is with the Department of Electrical Engineering, Lakehead University, Thunder Bay, ON P7B 5E1, Canada. He is also with the Department of Electrical and Computer Engineering, Western University, London, ON N6A 3K7, Canada. (e-mail: atayebi@lakeheadu.ca).

the flows and jumps. In contrast with the synergistic hybrid approaches where a synergistic family of potential functions on $SO(3)$ is used [21]–[23], [26], [27], our hybrid approach relies on a single potential function on $SO(3) \times \mathbb{R}$ parameterized by the hybrid auxiliary scalar variable. As it is going to be shown later, our approach on top of the hybrid control design simplification, allows to overcome the set compactness assumption (stemming from the diffeomorphism condition of the transformation map) required in the synergistic hybrid approaches. This important advantage, makes our approach a good candidate for the design of hybrid controllers on non-compact manifold such as $SE(3)$ where the existing hybrid approaches (for instance, [21], [22], [25]–[28], [32]) are not applicable in a straightforward manner. A preliminary version of this work has been presented in [1] without the semi-global exponential stability proof, the control smoothing mechanism and the velocity-free hybrid tracking scheme presented in the present paper.

Organization: The remainder of this paper is organized as follows: Section II provides the preliminaries that will be used throughout this paper. In Section III, we formulate our attitude tracking control problem. In Section IV, a new hybrid mechanism using a potential function on $SO(3) \times \mathbb{R}$ is presented. In Sections V–VII, we present our three hybrid attitude tracking controllers. In Section VIII, we provide a systematic procedure for the construction of the potential function on $SO(3) \times \mathbb{R}$ satisfying all the requirements for the design of our hybrid attitude tracking controllers. Simulation results are presented in Section IX.

II. PRELIMINARIES

A. Notations and Definitions

The sets of real, non-negative real and natural numbers are denoted by \mathbb{R} , $\mathbb{R}_{\geq 0}$ and \mathbb{N} , respectively. We denote by \mathbb{R}^n the n -dimensional Euclidean space, and by \mathbb{S}^n the set of unit vectors in \mathbb{R}^{n+1} . Given two matrices, $A, B \in \mathbb{R}^{m \times n}$, their Euclidean inner product is defined as $\langle\langle A, B \rangle\rangle = \text{tr}(A^T B)$. The Euclidean norm of a vector $x \in \mathbb{R}^n$ is denoted by $\|x\|$, and the Frobenius norm a matrix $X \in \mathbb{R}^{n \times m}$ is denoted by $\|X\|_F = \sqrt{\text{tr}(X^T X)}$. For a given matrix $A \in \mathbb{R}^{n \times n}$, we define $\mathcal{E}(A)$ as the set of all the unit-eigenvectors of A , (λ_i^A, v_i^A) as the i -th pair of eigenvalue and eigenvector of A , and λ_m^A and λ_M^A as the minimum and maximum eigenvalue of A , respectively. We denote the standard basis vectors of \mathbb{R}^3 as $e_1 := [1, 0, 0]^T$, $e_2 := [0, 1, 0]^T$, and $e_3 := [0, 0, 1]^T$. Let \mathcal{M} be a smooth manifold embedded in \mathbb{R}^n and $T_x \mathcal{M}$ be the *tangent space* on \mathcal{M} at point $x \in \mathcal{M}$. The *gradient* of a differentiable real-valued function $f : \mathcal{M} \rightarrow \mathbb{R}$ at point $x \in \mathcal{M}$, denoted by $\nabla_x f(x) \in T_x \mathcal{M}$, relative to the *Riemannian metric* $\langle, \rangle_x : T_x \mathcal{M} \times T_x \mathcal{M} \rightarrow \mathbb{R}$ is uniquely defined by $\hat{f}(x) = \langle \nabla_x f(x), \xi \rangle_x$ for all $\xi \in T_x \mathcal{M}$. A point $x \in \mathcal{M}$ is called a *critical point* of f if its gradient at x vanishes (i.e., $\nabla_x f(x) = 0$). A continuously differentiable function $f : \mathcal{M} \rightarrow \mathbb{R}_{\geq 0}$ is said to be a *potential function* on \mathcal{M} with respect to the set $\mathcal{A} \subset \mathcal{M}$ if $f(x) > 0$ for all $x \notin \mathcal{A}$ and $f(x) = 0$ for all $x \in \mathcal{A}$.

The 3-dimensional *Special Orthogonal group* is defined by $SO(3) := \{R \in \mathbb{R}^{3 \times 3} : R^T R = R R^T = I_3, \det(R) = +1\}$,

and the *Lie algebra* of $SO(3)$ is defined by $\mathfrak{so}(3) := \{\Omega \in \mathbb{R}^{3 \times 3} : \Omega^T = -\Omega\}$. The tangent space of $SO(3)$ at any base point R is defined by $T_R SO(3) := \{R\Omega \in \mathbb{R}^{3 \times 3} : R \in SO(3), \Omega \in \mathfrak{so}(3)\}$. The inner product in the tangent space $T_R SO(3)$ defines the left invariant metric on $SO(3)$ as $\langle R\Omega_1, R\Omega_2 \rangle_R = \langle\langle \Omega_1, \Omega_2 \rangle\rangle$ for all $R \in SO(3)$ and $\Omega_1, \Omega_2 \in \mathfrak{so}(3)$. For any $R \in SO(3)$, we define $|R|_I \in [0, 1]$ as the normalized Euclidean distance on $SO(3)$ with respect to the identity I_3 , which is given by $|R|_I^2 = \text{tr}(I_3 - R)/4$. Let the map $\mathcal{R}_a : \mathbb{R} \times \mathbb{S}^2 \rightarrow SO(3)$ represent the well-known angle-axis parameterization of the attitude, which is given by $\mathcal{R}_a(\theta, u) := I_3 + \sin(\theta)u^\times + (1 - \cos(\theta))(u^\times)^2$ with $\theta \in \mathbb{R}$ denoting the rotation angle and $u \in \mathbb{S}^2$ denoting the rotation axis. For a given vector $x := [x_1, x_2, x_3]^T \in \mathbb{R}^3$, we define x^\times as the skew-symmetric matrix given by

$$x^\times = \begin{bmatrix} 0 & -x_3 & x_2 \\ x_3 & 0 & -x_1 \\ -x_2 & x_1 & 0 \end{bmatrix}$$

and $\text{vec}(\cdot)$ as the inverse operator of the map $(\cdot)^\times$, such that $\text{vec}(x^\times) = x$. For a matrix $A \in \mathbb{R}^{3 \times 3}$, we denote $\mathbb{P}_a(A) := \frac{1}{2}(A - A^T)$ as the anti-symmetric projection of A . Define the composition map $\psi := \text{vec} \circ \mathbb{P}_a$ such that, for a matrix $A = [a_{ij}] \in \mathbb{R}^{3 \times 3}$, one has $\psi(A) := \text{vec}(\mathbb{P}_a(A)) = \frac{1}{2}[a_{32} - a_{23}, a_{13} - a_{31}, a_{21} - a_{12}]^T$. For any $A \in \mathbb{R}^{3 \times 3}$, $x \in \mathbb{R}^3$, one can verify that $\langle\langle A, x^\times \rangle\rangle = 2x^T \psi(A)$.

B. Hybrid Systems Framework

Consider a smooth manifold \mathcal{M} embedded in \mathbb{R}^n and its tangent bundle denoted by $T\mathcal{M} = \bigcup_{x \in \mathcal{M}} T_x \mathcal{M}$. A general model of a hybrid system is given as [15]:

$$\mathcal{H} : \begin{cases} \dot{x} \in F(x), & x \in \mathcal{F} \\ x^+ \in G(x), & x \in \mathcal{J} \end{cases} \quad (1)$$

where $x \in \mathcal{M}$ denotes the state, x^+ denotes the state after an instantaneous jump, the *flow map* $F : \mathcal{M} \rightarrow T\mathcal{M}$ describes the continuous flow of x on the *flow set* $\mathcal{F} \subseteq \mathcal{M}$, and the *jump map* $G : \mathcal{M} \rightrightarrows \mathcal{M}$ (a set-valued mapping from \mathcal{M} to \mathcal{M}) describes the discrete jumps of x on the *jump set* $\mathcal{J} \subseteq \mathcal{M}$. A solution x to \mathcal{H} is parameterized by $(t, j) \in \mathbb{R}_{\geq 0} \times \mathbb{N}$, where t denotes the amount of time passed and j denotes the number of discrete jumps that have occurred. A subset $\text{dom } x \subset \mathbb{R}_{\geq 0} \times \mathbb{N}$ is a *hybrid time domain* if for every $(T, J) \in \text{dom } x$, the set, denoted by $\text{dom } x \cap ([0, T] \times \{0, 1, \dots, J\})$, is a union of finite intervals of the form $\bigcup_{j=0}^J ([t_j, t_{j+1}] \times \{j\})$ with a time sequence $0 = t_0 \leq t_1 \leq \dots \leq t_{J+1}$. A solution x to \mathcal{H} is said to be *maximal* if it cannot be extended by flowing nor jumping, and *complete* if its domain $\text{dom } x$ is unbounded. Let $|x|_{\mathcal{A}}$ denote the distance of a point x to a closed set $\mathcal{A} \subset \mathcal{M}$, and then the set \mathcal{A} is said to be: *stable* for \mathcal{H} if for each $\epsilon > 0$ there exists $\delta > 0$ such that each maximal solution x to \mathcal{H} with $|x(0, 0)|_{\mathcal{A}} \leq \delta$ satisfies $|x(t, j)|_{\mathcal{A}} \leq \epsilon$ for all $(t, j) \in \text{dom } x$; *globally attractive* for \mathcal{H} if every maximal solution x to \mathcal{H} is complete and satisfies $\lim_{t+j \rightarrow \infty} |x(t, j)|_{\mathcal{A}} = 0$ for all $(t, j) \in \text{dom } x$; *globally asymptotically stable* if it is both stable and globally attractive for \mathcal{H} . Moreover, the \mathcal{A} is said to be (locally) *exponentially stable* for \mathcal{H} if there exist $\kappa, \lambda, \mu > 0$

such that, for any $|x(0,0)|_{\mathcal{A}} < \mu$, every maximal solution x to \mathcal{H} is complete and satisfies $|x(t,j)|_{\mathcal{A}} \leq \kappa \exp(-\lambda(t+j))|x(0,0)|_{\mathcal{A}}$ for all $(t,j) \in \text{dom } x$ [35]. We refer the reader to [15], [16] and references therein for more details on hybrid dynamical systems.

III. PROBLEM FORMULATION

The dynamical equations of motion of a rigid body on $SO(3)$ are given by

$$\begin{cases} \dot{R} &= R\omega^\times \\ J\dot{\omega} &= -\omega^\times J\omega + \tau \end{cases} \quad (2)$$

where the rotation matrix R denotes the attitude of the rigid body, $\omega \in \mathbb{R}^3$ is the body-frame angular velocity, $J = J^\top \in \mathbb{R}^{3 \times 3}$ is the inertia matrix (constant and known), and $\tau \in \mathbb{R}^3$ is the control torque to be designed.

Let $m > 0$ and let $\mathcal{W}_d \subset SO(3) \times \mathbb{R}^3$ be a compact (closed and bounded) subset. Let the desired reference trajectory be generated by the following dynamical system [23]:

$$\left. \begin{cases} \dot{R}_r &= R_r \omega_r^\times \\ \dot{\omega}_r &= z \\ z &\in m\mathbb{B} \end{cases} \right\} (R_r, \omega_r) \in \mathcal{W}_d \quad (3)$$

where R_r and ω_r are the desired rotation and angular velocity, and $m\mathbb{B} := \{x \in \mathbb{R}^3 : \|x\| \leq m\}$ is the closed ball in \mathbb{R}^3 . As shown in [23], every maximal solution to (3) is complete, and any possible solution component ω_r of (3) is Lipschitz continuous with Lipschitz constant m , but not necessarily differentiable.

Let us consider the left-invariant attitude tracking error $R_e = R_r^\top R$ and the angular velocity tracking error $\omega_e = \omega - R_e^\top \omega_r$. From (2)-(3), one obtains the following error dynamics [23]:

$$\dot{R}_e = R_e \omega_e^\times \quad (4)$$

$$J\dot{\omega}_e = \Sigma(R_e, \omega_e, \omega_r)\omega_e - \Upsilon(R_e, \omega_r, z) + \tau \quad (5)$$

where the functions $\Upsilon : SO(3) \times \mathbb{R}^3 \times \mathbb{R}^3 \rightarrow \mathbb{R}^3$ and $\Sigma : SO(3) \times \mathbb{R}^3 \times \mathbb{R}^3 \rightarrow \mathfrak{so}(3)$ are given by

$$\Upsilon(R_e, \omega_r, z) = JR_e^\top z + (R_e^\top \omega_r)^\times JR_e^\top \omega_r \quad (6)$$

$$\Sigma(R_e, \omega_e, \omega_r) = (J\omega_e)^\times + (JR_e \omega_r)^\times - ((R_e^\top \omega_r)^\times J + J(R_e^\top \omega_r)^\times). \quad (7)$$

Note that Σ is skew-symmetric, and as such, for each $u \in \mathbb{R}^3$ one has $u^\top \Sigma(R_e, \omega_e, \omega_r)u = 0$. It is clear that $\Upsilon(R_e, \omega_r, z)$ is known, and $\Upsilon(R_e, \omega_r, z) = 0$ if R_r is constant.

The control objective consists in designing hybrid feedback laws such that the desired equilibrium of the error dynamics (4)-(7), i.e., $(R_e = I_3, \omega_e = 0)$, is globally asymptotically stable.

IV. A NEW HYBRID MECHANISM USING A SINGLE POTENTIAL FUNCTION ON $SO(3) \times \mathbb{R}$

Let $V(R)$ be a potential function on $SO(3)$ with respect to I_3 . Let $\nabla_R V : R \rightarrow T_R SO(3)$ denote the gradient of V at point R . According to Lusternik-Schnirelmann theorem [36] and Morse theory [14], a smooth vector field on $SO(3)$ can

not have a global attractor, and any smooth potential function on $SO(3)$ must have at least four critical points. Let the set of all critical points of $V(R)$ be denoted by $\Psi_V = \{R \in SO(3) | \nabla_R V(R) = 0\}$, and the set of all *undesired* critical points be denoted by $\Psi_V \setminus \{I_3\}$.

One possible way to make the desired critical point I_3 a global attractor, consists in generating a non-smooth gradient-based vector field on $SO(3)$ through a switching mechanism between a family of potential functions as done in [21], [22], [26]. The potential functions are constructed using a modified trace function and a diffeomorphism $\mathcal{T} : SO(3) \rightarrow SO(3)$ such that all the potential functions share only the desired critical point I_3 . For instance, a transformation $\mathcal{T}(R) = \exp(\vartheta(R)u^\times)R$ with $\vartheta(R) = kV(R)$, $k \in \mathbb{R}$, $u \in \mathbb{S}^2$, known as the angular warping, is considered in [21]. As shown in [21, Theorem 8], \mathcal{T} is required to be a diffeomorphism, and to be as such, k has to be chosen sufficiently small in magnitude (i.e., $\sqrt{2}|k| \max \|\nabla_R V(R)\|_F < 1$ for all $R \in SO(3)$). A similar design of the central synergistic family of potential functions can be found in [26], where a different transformation map $\mathcal{T}(R) = R \exp(\vartheta(R)u^\times)$ with $\vartheta(R) = 2 \arcsin(kV(R))$ and k sufficiently small, has been considered. Note that the existence of the parameter k in [21], [22], [26] is guaranteed mainly due to the fact that $SO(3)$ is compact. Alternatively, in [23], a non-central synergistic family of potential functions has been designed based on a modified trace function through constant translation, scaling and biasing. Unfortunately, it is not straightforward to explicitly construct such a family of potential functions, especially when dealing with systems evolving on non-compact manifolds.

To overcome the above mentioned problems, we propose a new approach that does not require the generation of a family of potential functions via a diffeomorphism, leading to a much simpler design of hybrid control systems on $SO(3)$ or other non-compact manifolds. The key idea consists in using a single potential function $U : SO(3) \times \mathbb{R} \rightarrow \mathbb{R}_{\geq 0}$, with respect to the $\mathcal{A}_o := (I_3, 0)$, parameterized by a scalar variable $\theta \in \mathbb{R}$ that has flow and jump dynamics. In contrast with the previously mentioned synergistic potential functions approaches, where the potential functions are parameterized by a discrete variable, our single potential function $U(R, \theta)$ is adjusted through the continuous flows and the discrete jumps of the auxiliary variable θ such that the resulting non-smooth gradient-based vector field yields a single attractor \mathcal{A}_o . The details of the construction of the potential function $U(R, \theta)$ and its properties will be presented later. Let us define the set of all the critical points of $U(R, \theta)$ as

$$\Psi_U := \{(R, \theta) \in SO(3) \times \mathbb{R} : \nabla_R U(R, \theta) = 0_{3 \times 3}, \nabla_\theta U(R, \theta) = 0\} \quad (8)$$

with $\nabla_R U(R, \theta)$ and $\nabla_\theta U(R, \theta)$ denoting the gradients of $U(R, \theta)$ with respect to R and θ , respectively. Let $\Theta \subset \mathbb{R}$ be a nonempty and finite real set, and consider the following basic assumption for our potential function $U(R, \theta)$:

Assumption 1 (Basic Assumption). *There exist a potential function $U(R, \theta)$ on $SO(3) \times \mathbb{R}$ with respect to \mathcal{A}_o and a*

nonempty finite set $\Theta \subset \mathbb{R}$ such that $\mathcal{A}_o \in \Psi_U$ and

$$\mu_U(R, \theta) > \delta, \quad \forall (R, \theta) \in \Psi_U \setminus \{\mathcal{A}_o\} \quad (9)$$

with some constant $\delta > 0$ and the map $\mu_U : SO(3) \times \mathbb{R} \rightarrow \mathbb{R}_{\geq 0}$ is given by

$$\mu_U(R, \theta) := U(R, \theta) - \min_{\theta' \in \Theta} U(R, \theta'). \quad (10)$$

Remark 1. From the definitions of Ψ_U and \mathcal{A}_o , the set $\Psi_U \setminus \{\mathcal{A}_o\}$ denotes the set of all the undesired critical points of $U(R, \theta)$. Assumption 1 implies that for any undesired critical point $(R, \theta) \in \Psi_U \setminus \{\mathcal{A}_o\}$, there exists another state (R, θ') with $\theta' \in \Theta$ such that the value of $U(R, \theta')$ is lower than the value of $U(R, \theta)$ by a constant gap δ . This basic assumption is motivated from the synergistic family of potential functions on $SO(3)$ proposed in [21]–[23].

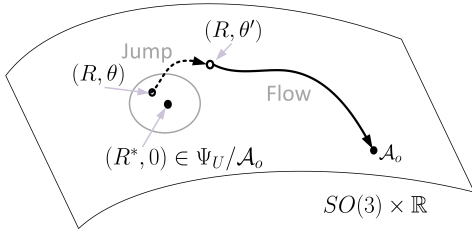


Fig. 1: Hybrid mechanism using a single potential function on $SO(3) \times \mathbb{R}$. The point $(R^*, 0)$ denotes one of the undesired critical points of $U(R, \theta)$. The dashed and solid black curves represent the discrete jumps and continuous flows of (R, θ) , respectively.

Once a nonempty finite set $\Theta \subset \mathbb{R}$ and a potential function $U(R, \theta)$ satisfying the basic Assumption 1 are constructed, as it will be shown later, the flow and jump dynamics governing the evolution of θ and in turn of $U(R, \theta)$ will be designed to avoid the undesired critical points, leaving \mathcal{A}_o as the unique attractor. In fact, θ flows when the state (R, θ) is away from the set $\Psi_U \setminus \{\mathcal{A}_o\}$, and jumps to some $\theta' \in \Theta$ leading to minimum value of $U(R, \theta')$ when the state (R, θ) is in the neighborhood of the set $\Psi_U \setminus \{\mathcal{A}_o\}$ (see an example in Fig. 1).

We propose the following hybrid dynamics $\mathcal{H}_\theta(R)$ for θ :

$$\mathcal{H}_\theta \begin{cases} \dot{\theta} = f(R, \theta) & (R, \theta) \in \mathcal{F} \\ \theta^+ \in g(R, \theta) & (R, \theta) \in \mathcal{J} \end{cases} \quad (11)$$

with $\theta(0) \in \mathbb{R}$. The flow and jump sets are defined as

$$\mathcal{F} := \{(R, \theta) \in SO(3) \times \mathbb{R} : \mu_U(R, \theta) \leq \delta\} \quad (12)$$

$$\mathcal{J} := \{(R, \theta) \in SO(3) \times \mathbb{R} : \mu_U(R, \theta) \geq \delta\} \quad (13)$$

with μ_U defined in (10), and the flow map $f : SO(3) \times \mathbb{R} \rightarrow \mathbb{R}$ and jump map $g : SO(3) \times \mathbb{R} \rightrightarrows \Theta$ are defined as

$$f(R, \theta) := -k_\theta \nabla_\theta U(R, \theta) \quad (14)$$

$$g(R, \theta) := \{\theta \in \Theta : \theta = \arg \min_{\theta' \in \Theta} U(R, \theta')\} \quad (15)$$

with constant scalar $k_\theta > 0$. By Assumption 1, the design of the jump set \mathcal{J} implies that all the undesired critical points are located in the jump set, i.e., $\Psi_U \setminus \{\mathcal{A}_o\} \subset \mathcal{J}$. Note that the

flow map f in (14) is nothing else but the negative gradient of $U(R, \theta)$ with respect to θ contributing to driving the state (R, θ) towards the critical points of $U(R, \theta)$. The jump map g in (15) is designed to drive (through jumps) the state (R, θ) away from the undesired critical points. From the definitions of the jump set \mathcal{J} and jump map g , it is clear that every $(R, \theta) \in \mathcal{J}$, one has $U(R, \theta) - U(R, g(R, \theta)) = U(R, \theta) - \min_{\theta' \in \Theta} U(R, \theta') = \mu_U(R, \theta) \geq \delta$, which guarantees a minimum decrease of the potential function $U(\theta)$ by δ , after each jump.

V. HYBRID FEEDBACK DESIGN

We propose the following hybrid feedback tracking control scheme:

$$\underbrace{\begin{cases} \tau = \Upsilon(R_e, \omega_r, z) - \kappa(R_e, \theta, \omega_e) \\ \dot{\theta} = f(R_e, \theta) \end{cases}}_{(R_e, \theta) \in \mathcal{F}} \quad \underbrace{\theta^+ \in g(R_e, \theta)}_{(R_e, \theta) \in \mathcal{J}} \quad (16)$$

where $\theta(0) \in \mathbb{R}$, the function Υ is defined in (6), the flow and jump sets \mathcal{F} and \mathcal{J} are defined in (12) and (13), respectively, the function κ is given by

$$\kappa(R_e, \theta, \omega_e) := 2k_R \psi(R_e^\top \nabla_{R_e} U(R_e, \theta)) + k_\omega \omega_e \quad (17)$$

with constant scalars $k_R, k_\omega > 0$, and the maps f and g (in terms of R_e and θ) are defined in (14) and (15). The main difference between the proposed hybrid feedback (16)–(17) with respect to the ones proposed in [23], [27] is the extended hybrid dynamics of the auxiliary variable θ which modifies (continuously) the potential function in the flow set \mathcal{F} and modifies (through jumps) the potential function in the jump set \mathcal{J} (i.e., in the neighborhood of the undesired critical points of $U(R_e, \theta)$). The gradient of the potential function, with the extended hybrid dynamics of θ , is used in the control to force \mathcal{A}_o to be a global attractor. Fig. 2 illustrates the proposed hybrid feedback strategy.

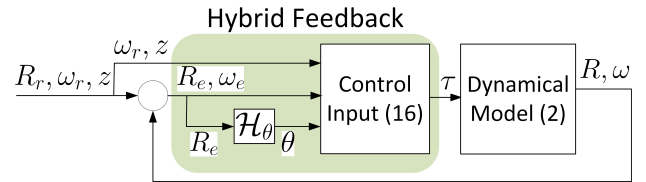


Fig. 2: Hybrid feedback strategy for global attitude tracking.

Define the new state space $\mathcal{S} := SO(3) \times \mathbb{R} \times \mathbb{R}^3 \times \mathcal{W}_d$ and the new state $x := (R_e, \theta, \omega_e, R_r, \omega_r) \in \mathcal{S}$. In view of (4), (5), (11)–(13) and (16), one has the following hybrid closed-loop system:

$$\mathcal{H} : \begin{cases} \dot{x} \in F(x) & x \in \mathcal{F}_c := \{x \in \mathcal{S} : (R_e, \theta) \in \mathcal{F}\} \\ x^+ \in G(x) & x \in \mathcal{J}_c := \{x \in \mathcal{S} : (R_e, \theta) \in \mathcal{J}\} \end{cases} \quad (18)$$

where the flow and jump maps are given by

$$F(x) := \begin{pmatrix} R_e \omega_e^\times \\ f(R_e, \theta) \\ J^{-1}(\Sigma(R_e, \omega_e, \omega_r) \omega_e - \kappa(R_e, \theta, \omega_e)) \\ R_r \omega_r^\times \\ m\mathbb{B} \end{pmatrix} \quad (19)$$

$$G(x) := (R_e, g(R_e, \theta), \omega_e, R_r, \omega_r) \quad (20)$$

with Σ, f, g and κ defined in (7), (14), (15) and (17), respectively. It is easy to verify that $\mathcal{F}_c \cup \mathcal{J}_c = \mathcal{S}$, \mathcal{F}_c and \mathcal{J}_c are closed, and the hybrid closed-loop system (18) is autonomous and satisfies the hybrid basic conditions [16, Assumption 6.5]. Now, one can state one of our main results:

Theorem 1. *Let $k_R, k_\omega, k_\theta > 0$ and suppose that Assumption 1 holds. Then, the set $\mathcal{A} := \{x \in \mathcal{S} : (R_e, \theta) = \mathcal{A}_o, \omega_e = 0\}$ is globally asymptotically stable for the hybrid closed-loop system (18) and the number of jumps is finite.*

Proof. See Appendix X-A. \square

Now, under the following additional assumptions on the potential function $U(R_e, \theta)$, will show that the proposed hybrid controller achieves exponential stability.

Assumption 2. *There exist constants $\alpha_1, \alpha_2 > 0$ such that*

$$\nabla_{(R, \theta)} U(R, \theta) \leq \alpha_1 U(R, \theta), \quad \forall (R, \theta) \in SO(3) \times \mathbb{R} \quad (21)$$

$$\nabla_{(R, \theta)} U(R, \theta) \geq \alpha_2 U(R, \theta), \quad \forall (R, \theta) \in \mathcal{F} \quad (22)$$

with $\nabla_{(R, \theta)} U(R, \theta) := \|\psi(R^\top \nabla_R U(R, \theta))\|^2 + |\nabla_\theta U(R, \theta)|^2$ and \mathcal{F} defined in (12).

Assumption 3. *Given the dynamics (4) and (11), there exist constants $c_R, c_\theta > 0$ such that*

$$\begin{aligned} & \|\dot{\psi}(R_e^\top \nabla_{R_e} U(R_e, \theta))\| \\ & \leq c_R \|\omega_e\| + c_\theta k_\theta |\nabla_\theta U(R_e, \theta)|, \quad \forall (R_e, \theta) \in \mathcal{F} \end{aligned} \quad (23)$$

with \mathcal{F} defined in (12).

Assumptions 2 and 3 impose some bounds on the gradients of the potential function and the time derivative of $\psi(R_e^\top \nabla_{R_e} U(R_e, \theta))$. This assumptions are not very restrictive as it is going to be shown later once we present the construction of the potential function in Section VIII.

Let $|x|_{\mathcal{A}}^2 := U(R_e, \theta) + \|\omega_e\|^2$. Since $U(R_e, \theta)$ is a potential function on $SO(3) \times \mathbb{R}$ with respect to \mathcal{A}_o , it follows from the definitions of \mathcal{S} and \mathcal{A} that $|x|_{\mathcal{A}} = 0$ for all $x \in \mathcal{A}$, and $|x|_{\mathcal{A}} > 0$ for all $x \in \mathcal{S} \setminus \mathcal{A}$. Now, one can state the following result:

Proposition 1. *Let $k_R, k_\omega, k_\theta > 0$ and suppose that Assumption 1-3 hold. Then, for every compact set $\Omega_c \subset SO(3) \times \mathbb{R} \times \mathbb{R}^3$ and every initial condition $x(0, 0) \in \Omega_c \times \mathcal{W}_d$, the number of jumps is finite, and there exist $k, \lambda > 0$ such that, each maximal solution x to the hybrid closed-loop system \mathcal{H} (18) satisfies*

$$|x(t, j)|_{\mathcal{A}}^2 \leq k \exp(-\lambda(t + j)) |x(0, 0)|_{\mathcal{A}}^2 \quad (24)$$

for all $(t, j) \in \text{dom } x$

Proof. See Appendix X-B. \square

Remark 2. *Proposition 1 shows that the tracking error converges exponentially to the set \mathcal{A} for each initial condition in the compact set $\Omega_c \subset SO(3) \times \mathbb{R} \times \mathbb{R}^3$ satisfying $\mathcal{A} \subseteq \Omega_c \times \mathcal{W}_d$. Note that \mathcal{W}_d is compact by assumption. It is important to mention that the exponential stability proved in Proposition*

1 is referred to as semi-global exponential stability, since the parameters $k, \lambda > 0$ depend on the initial conditions which are restricted to an arbitrary compact subset $\Omega_c \times \mathcal{W}_d \subset \mathcal{S}$.

VI. HYBRID FEEDBACK WITH TORQUE SMOOTHING MECHANISM

In order to remove the discontinuities in the control input τ (caused by the jumps of θ), we propose the following hybrid feedback tracking control scheme:

$$\begin{aligned} \tau &= \Upsilon(R_e, \omega_r, z) - 2k_R \zeta - k_\omega \omega_e \\ \dot{\theta} &= f(R_e, \theta) & \theta^+ & \in g(R_e, \theta) \\ \dot{\zeta} &= h(R_e, \theta, \zeta) & \zeta^+ &= \zeta \end{aligned} \quad (25)$$

$\underbrace{\hspace{10em}}_{(R_e, \theta, \zeta) \in \widehat{\mathcal{F}}} \quad \underbrace{\hspace{10em}}_{(R_e, \theta, \zeta) \in \widehat{\mathcal{J}}}$

where $\theta(0) \in \mathbb{R}, \zeta(0) \in \mathbb{R}^3$, constants $k_R, k_\omega > 0$, the maps f and g are defined in (14) and (15), the function Υ is defined in (6), and the function h is given by

$$h(R_e, \theta, \zeta) = -k_\zeta (\zeta - \psi(R_e^\top \nabla_{R_e} U(R_e, \theta))) \quad (26)$$

with constant $k_\zeta > 0$. In this case, the flow and jump sets are given by

$$\widehat{\mathcal{F}} := \{(R_e, \theta, \zeta) \in \mathcal{U} : u_W(R_e, \theta, \zeta) \leq \delta'\} \quad (27)$$

$$\widehat{\mathcal{J}} := \{(R_e, \theta, \zeta) \in \mathcal{U} : u_W(R_e, \theta, \zeta) \geq \delta'\} \quad (28)$$

where $0 < \delta' < \delta$, $\mathcal{U} := SO(3) \times \mathbb{R} \times \mathbb{R}^3$ and

$$\mu_W(R_e, \theta, \zeta) := W(R_e, \theta, \zeta) - \min_{\theta' \in \Theta} W(R_e, \theta', \zeta) \quad (29)$$

$$W(R_e, \theta, \zeta) := U(R_e, \theta) + \varrho \|\zeta - \psi(R_e^\top \nabla_{R_e} U(R_e, \theta))\|^2. \quad (30)$$

The main difference between this hybrid control scheme and the previous one in (16), is the use of an dynamical variable ζ that bears the hybrid jumps of θ resulting in a jump-free control signal. As shown in (25)-(26), the dynamics of ζ allow to relocate the jumps one integrator away from the control torque. This mechanism leads to a continuous torque input since ζ is continuous but not necessary differentiable due to the discrete jumps of θ in the gradient-based term.

Since $U(R_e, \theta)$ is a potential function on $SO(3) \times \mathbb{R}$ with respect to \mathcal{A}_o and $\psi(R_e^\top \nabla_{R_e} U(R_e, \theta)) = 0$ as $(R_e, \theta) = \mathcal{A}_o$, one can show that $W(R_e, \theta, \zeta)$ defined in (30) is a potential function on \mathcal{U} with respect to $\widehat{\mathcal{A}}_o := (R_e = I_3, \theta = 0, \zeta = 0)$, and the set of its critical points is given by $\Psi_W := \{(R_e, \theta, \zeta) \in \mathcal{U} : (R_e, \theta) \in \Psi_U, \zeta = 0\}$. To ensure that all the undesired critical points of $W(R_e, \theta, \zeta)$ are located in the jump set $\widehat{\mathcal{J}}$ in (28), we consider the following assumption:

Assumption 4. *There exists a constant $c_\psi > 0$ such that $\|\psi(R_e^\top \nabla_{R_e} U(R_e, \theta))\| \leq c_\psi$ for all $(R_e, \theta) \in SO(3) \times \mathbb{R}$.*

Lemma 1. *Let Assumption 1 and 4 hold. Let $0 < \delta' < \delta$ and $0 < \varrho < (\delta - \delta')/c_\psi^2$, then the following inequality holds:*

$$\mu_W(R_e, \theta, \zeta) > \delta', \quad \forall (R_e, \theta, \zeta) \in \Psi_W \setminus \{\widehat{\mathcal{A}}_o\}. \quad (31)$$

The proof of Lemma (1) is given in Appendix X-C. From the definition of $\widehat{\mathcal{J}}$ in (28), Lemma 1 shows that all the

undesired critical points of W in (30) are located in the jump set $\widehat{\mathcal{J}}$ (i.e., $\Psi_W \setminus \{\widehat{\mathcal{A}}_o\} \subset \widehat{\mathcal{J}}$) under Assumption 1, 4 and some small enough constant ϱ .

Define the new state space $\widehat{\mathcal{S}} := \mathcal{S} \times \mathbb{R}^3$ and the new state $\widehat{x} := (x, \zeta) \in \widehat{\mathcal{S}}$. In view of (4), (5), (11)-(13) and (25)-(26), one has the following hybrid closed-loop system:

$$\mathcal{H} : \begin{cases} \dot{\widehat{x}} \in \widehat{F}(\widehat{x}) & \widehat{x} \in \widehat{\mathcal{F}}_c := \{\widehat{x} \in \widehat{\mathcal{S}} : (R_e, \theta, \zeta) \in \widehat{\mathcal{F}}\} \\ \widehat{x}^+ \in \widehat{G}(\widehat{x}) & \widehat{x} \in \widehat{\mathcal{J}}_c := \{\widehat{x} \in \widehat{\mathcal{S}} : (R_e, \theta, \zeta) \in \widehat{\mathcal{J}}\} \end{cases} \quad (32)$$

where the flow and jump maps are given by

$$\widehat{F}(\widehat{x}) := \begin{pmatrix} R_e \omega_e^\times \\ f(R_e, \theta) \\ J^{-1}(\Sigma(R_e, \omega_e, \omega_r) \omega_e - 2k_R \zeta - k_\omega \omega_e) \\ R_r \omega_r^\times \\ m\mathbb{B} \\ -k_\zeta(\zeta - \psi(R_e^\top \nabla_{R_e} U(R_e, \theta))) \end{pmatrix} \quad (33)$$

$$\widehat{G}(\widehat{x}) := (R_e, g(R_e, \theta), \omega_e, R_r, \omega_r, \zeta) \quad (34)$$

with Σ , f and g defined in (7), (14) and (15), respectively. It is easy to verify that $\widehat{\mathcal{F}}_c \cup \widehat{\mathcal{J}}_c = \widehat{\mathcal{S}}$, $\widehat{\mathcal{F}}_c$ and $\widehat{\mathcal{J}}_c$ are closed, and the hybrid closed-loop system (32) satisfies the hybrid basic conditions [16, Assumption 6.5]. The properties of the set $\widehat{\mathcal{A}} := \{\widehat{x} \in \widehat{\mathcal{S}} : (R_e, \theta, \zeta) = \widehat{\mathcal{A}}_o, \omega_e = 0\}$ for the closed loop system (32) are stated in the following theorem:

Theorem 2. *Let $k_R, k_\omega, k_\theta > 0$, and suppose that Assumption 1, 3 and 4 hold. Then, there exists a constant $k_\zeta^* > 0$ such that, for every $k_\zeta > k_\zeta^*$ and $\varrho < (\delta - \delta')/c_\psi^2$, the set $\widehat{\mathcal{A}}$ is globally asymptotically stable for the hybrid system \mathcal{H} (32) and the number of jumps is finite.*

Proof. See Appendix X-D. \square

Following similar steps as in the proof of Proposition 1, one can also show that, under the additional Assumption 2, the proposed hybrid feedback, with the torque smoothing mechanism, guarantees semi-global exponential stability. Note that the high gain condition on k_ζ in Theorem 2 can be relaxed by considering the following dynamics for ζ :

$$\dot{\zeta} = \varphi(\widehat{x}) - k_\zeta(\zeta - \psi(R_e^\top \nabla_{R_e} U(R_e, \theta))) \quad (35)$$

where $\varphi(\widehat{x}) := \dot{\psi}(R_e^\top \nabla_{R_e} U(R_e, \theta)) + \frac{1}{\varrho} \omega_e$ with $k_\zeta > 0$ and $\varrho < (\delta - \delta')/c_\psi^2$. With this modification, global asymptotic stability is also guaranteed as in Theorem 2, and the proof is omitted here.

VII. HYBRID FEEDBACK WITHOUT VELOCITY MEASUREMENTS

Inspired by the work in [27], [34], we propose a new hybrid feedback for global attitude tracking without using the angular velocity ω . In practice, obviating the need of the angular velocity measurements is of great interest in applications relying on expensive and prone-to-failure gyroscopes. In the case where gyroscopes are available, this velocity-free tracking controller can also be used as a backup scheme triggered by gyro failure.

Consider the auxiliary state $(\bar{R}, \bar{\theta}) \in SO(3) \times \mathbb{R}$ and the following hybrid auxiliary system:

$$\underbrace{\begin{matrix} \dot{\bar{R}} = \bar{R}(\bar{R}\beta)^\times \\ \dot{\bar{\theta}} = f(\bar{R}, \bar{\theta}) \end{matrix}}_{(\bar{R}, \bar{\theta}) \in \mathcal{F}} \quad \underbrace{\begin{matrix} \bar{R}^+ = \bar{R} \\ \bar{\theta}^+ = g(\bar{R}, \bar{\theta}) \end{matrix}}_{(\bar{R}, \bar{\theta}) \in \mathcal{J}} \quad (36)$$

where $\bar{R} = \bar{R}^\top R_e$, the flow and jump sets \mathcal{F} and \mathcal{J} are defined in (12) and (13), respectively, and β is given by

$$\beta = \Gamma \psi(\bar{R}^\top \nabla_{\bar{R}} U(\bar{R}, \bar{\theta})) \quad (37)$$

with matrix $\Gamma = \Gamma^\top > 0$. The dynamics of the auxiliary variable \bar{R} are inspired from [27], [34], and the maps f and g are given in (14) and (15).

We propose the following velocity-free hybrid feedback tracking control scheme:

$$\underbrace{\begin{matrix} \tau = \Upsilon(R_e, \omega_r, z) - \bar{\kappa}(R_e, \theta, \bar{R}, \bar{\theta}) \\ \dot{\theta} = f(R_e, \theta) \end{matrix}}_{(R_e, \theta) \in \mathcal{F}} \quad \underbrace{\theta^+ \in g(R_e, \theta)}_{(R_e, \theta) \in \mathcal{J}} \quad (38)$$

where the hybrid dynamics of the auxiliary state $(\bar{R}, \bar{\theta})$ are given in (36), and the function $\bar{\kappa}$ is given by

$$\bar{\kappa}(R_e, \theta, \bar{R}, \bar{\theta}) := 2k_R \psi(R_e^\top \nabla_{R_e} U(R_e, \theta)) + 2k_\beta \psi(\bar{R}^\top \nabla_{\bar{R}} U(\bar{R}, \bar{\theta})) \quad (39)$$

with constants $k_R, k_\beta > 0$. The flow and jump sets \mathcal{F} and \mathcal{J} are defined in (12) and (13), respectively.

Instead of using the angular velocity tracking error ω_e as in the hybrid controllers (16) and (25), a new term generated from the gradient of $U(\bar{R}, \bar{\theta})$ is considered in the design of the control input τ in (38). This term, relying on the output of the auxiliary system (36)-(37), allows to generate the necessary damping in the absence of the angular velocity measurements. In fact, an appropriate design of the input β of the auxiliary system, ensures the convergence of β to ω_e as $\bar{R} \rightarrow I_3$, which consequently leads to $R_e \rightarrow I_3$ and $\omega_e \rightarrow 0$. Fig. 3 illustrates the proposed velocity-free hybrid feedback strategy.

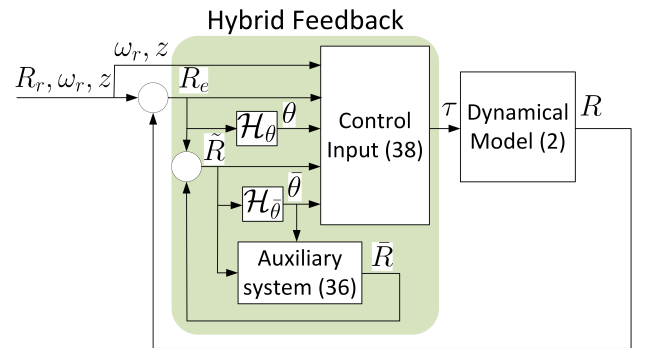


Fig. 3: Velocity-free hybrid feedback strategy for global attitude tracking using a hybrid auxiliary system.

Define the new state space $\bar{\mathcal{S}} := \mathcal{S} \times SO(3) \times \mathbb{R}$ and the new state $\bar{x} := (x, \bar{R}, \bar{\theta}) \in \bar{\mathcal{S}}$. In view of (4), (5), (11)-(13) and

(36)-(38), one has the following hybrid closed-loop system:

$$\mathcal{H} : \begin{cases} \dot{\hat{x}} \in \bar{F}(\hat{x}) & \hat{x} \in \bar{\mathcal{F}}_c := \mathcal{F}_c \times \mathcal{F} \\ \hat{x}^+ \in \bar{G}(\hat{x}) & \hat{x} \in \bar{\mathcal{J}}_c := \bar{\mathcal{J}}_{c1} \cup \bar{\mathcal{J}}_{c2} \end{cases} \quad (40)$$

where $\bar{\mathcal{J}}_{c1} := \mathcal{J}_c \times SO(3) \times \mathbb{R}$ and $\bar{\mathcal{J}}_{c2} := \mathcal{S} \times \mathcal{J}$, and the flow and jump maps are given by

$$\bar{F}(\hat{x}) := \begin{pmatrix} R_e \omega_e^\times \\ f(R_e, \theta) \\ J^{-1}(\Sigma(R_e, \omega_e, \omega_r) \omega_e - \bar{\kappa}(R_e, \theta, \tilde{R}, \bar{\theta})) \\ R_r \omega_r^\times \\ m\mathbb{B} \\ \tilde{R}(\omega_e - \Gamma \psi(\tilde{R}^\top \nabla_{\tilde{R}} U(\tilde{R}, \bar{\theta}))^\times \\ f(\tilde{R}, \theta) \end{pmatrix} \quad (41)$$

$$\bar{G}(\hat{x}) := (R_e, g_\theta(R_e, \theta), \omega_e, R_r, \omega_r, \tilde{R}, g_{\bar{\theta}}(\tilde{R}, \bar{\theta})) \quad (42)$$

with Σ, f and g defined in (7), (14) and (15), respectively. The function $g_\theta(R_e, \theta)$ is defined as: $g_\theta(R_e, \theta) = g(R_e, \theta)$ if $(R_e, \theta) \in \mathcal{J}$ (i.e., $\hat{x} \in \bar{\mathcal{J}}_{c1}$) otherwise $g_\theta(R_e, \theta) = \theta$, and the function $g_{\bar{\theta}}(\tilde{R}, \bar{\theta})$ is defined as: $g_{\bar{\theta}}(\tilde{R}, \bar{\theta}) = g(\tilde{R}, \bar{\theta})$ if $(\tilde{R}, \bar{\theta}) \in \mathcal{J}$ (i.e., $\hat{x} \in \bar{\mathcal{J}}_{c2}$) otherwise $g_{\bar{\theta}}(\tilde{R}, \bar{\theta}) = \bar{\theta}$. It is easy to verify that $\bar{\mathcal{F}}_c \cup \bar{\mathcal{J}}_c = \bar{\mathcal{S}}$, $\bar{\mathcal{F}}_c$ and $\bar{\mathcal{J}}_c$ are closed, and the hybrid closed-loop system (40) satisfies the hybrid basic conditions [16, Assumption 6.5]. Now, one can state the following result:

Theorem 3. *Let $k_R, k_\beta, k_\theta > 0$, $\Gamma = \Gamma^\top > 0$ and suppose that Assumption 1 holds. Then, the set $\bar{\mathcal{A}} := \{\hat{x} \in \bar{\mathcal{S}} : (R_e, \theta) = (\tilde{R}, \bar{\theta}) = \mathcal{A}_o, \omega_e = 0\}$ is globally asymptotically stable for the hybrid closed-loop system (40) and the number of jumps is finite.*

Proof. See Appendix X-E. \square

Remark 3. *Following similar steps as in the proof of Proposition 1, one can also show that, under the additional Assumptions 2 and 3, the proposed velocity-free hybrid tracking controller guarantees semi-global exponential stability. Moreover, similar to Section VI, the proposed velocity-free hybrid attitude tracking controller (38) can be further extended with a torque smoothing mechanism by filtering the terms $\psi(R_e^\top \nabla_{R_e} U(R_e, \theta))$ and $\psi(\tilde{R}^\top \nabla_{\tilde{R}} U(\tilde{R}, \bar{\theta}))$ as in Section VI to obtain a jump-free torque input.*

VIII. CONSTRUCTION OF THE POTENTIAL FUNCTION ON $SO(3) \times \mathbb{R}$

Our proposed designs in the previous sections rely on the existence of a potential function $U(R, \theta)$ on $SO(3) \times \mathbb{R}$ with respect to \mathcal{A}_o , satisfying Assumptions 1-4. In this section, we will provide a systematic procedure for the construction of such potential function using the angular warping techniques inspired by [21].

Consider the following transformation map $\mathcal{T} : SO(3) \times \mathbb{R} \rightarrow SO(3)$:

$$\mathcal{T}(R, \theta) = RR_a(\theta, u) \quad (43)$$

where $u \in \mathbb{S}^2$ is a constant unit vector and $\theta \in \mathbb{R}$ is a real-valued variable with hybrid dynamics specified in Section IV. From (43), \mathcal{T} applies a rotation by an angle θ to R about the unit vector u . The main difference compared to

the transformation maps considered in [21]–[23], [26], [28], is that the angular warping angle θ considered in (43) is an independent real-valued variable with hybrid flows and jumps.

Consider a modified trace function $V(R) = \text{tr}(A(I_3 - R))$ with $A = A^\top$ being a positive definite matrix. It follows from [23], [37] that the set of all the critical points of $V(R)$ is given by $\Psi_V = \{I_3\} \cup \mathcal{R}_a(\pi, \mathcal{E}(A))$ with $\mathcal{E}(A)$ denoting the set of unit eigenvectors of A . Let us introduce the following real-valued function on $SO(3) \times \mathbb{R}$ as

$$U(R, \theta) = \text{tr}(A(I - \mathcal{T}(R, \theta))) + \frac{\gamma}{2}\theta^2 \quad (44)$$

with some constant $\gamma > 0$ to be designed. The first term of $U(R, \theta)$ is modified from the function $V(R)$ inspired by [21], [22], and the second term is a quadratic term in θ . From the definition of $\mathcal{T}(R, \theta)$ in (43), one can easily verify that $U(R, \theta) \geq 0$ for all $(R, \theta) \in SO(3) \times \mathbb{R}$, and $U(R, \theta) = 0$ if and only if $(R = I_3, \theta = 0)$. Hence, $U(R, \theta)$ is a potential function on $SO(3) \times \mathbb{R}$ with respect to \mathcal{A}_o . The following lemma provides useful properties of the potential function $U(R, \theta)$.

Lemma 2. *Let $A = A^\top$ be a positive definite matrix. Consider the potential function $U(R, \theta)$ defined in (44), and the trajectories generated by $\dot{R} = R\omega^\times$ and $\dot{\theta} = v$ with $R(0) \in SO(3), \theta(0) \in \mathbb{R}, \omega \in \mathbb{R}^3, v \in \mathbb{R}$. Then, for all $(R, \theta) \in SO(3) \times \mathbb{R}$ the following statements hold:*

$$\dot{\mathcal{T}}(R, \theta) = \mathcal{T}(R, \theta)(\mathcal{R}_a(\theta, u)^\top \omega + vu)^\times \quad (45)$$

$$\psi(R^\top \nabla_R U(R, \theta)) = \mathcal{R}_a(\theta, u)\psi(AT(R, \theta)) \quad (46)$$

$$\nabla_\theta U(R, \theta) = \gamma\theta + 2u^\top \psi(AT(R, \theta)) \quad (47)$$

$$\mathcal{A}_o \in \Psi_U := \Psi_V \times \{0\} \quad (48)$$

$$\dot{\psi}(R^\top \nabla_R U(R, \theta)) = \mathcal{D}_R(R, \theta)\omega + \mathcal{D}_\theta(R, \theta)v \quad (49)$$

where

$$\mathcal{D}_R(R, \theta) := \mathcal{R}_a(\theta, u)E(AT(R, \theta))\mathcal{R}_a^\top(\theta, u) \quad (50)$$

$$\mathcal{D}_\theta(R, \theta) := \mathcal{R}_a(\theta, u)E(AT(R, \theta))u - (\mathcal{R}_a(\theta, u)\psi(AT(R, \theta)))^\times u \quad (51)$$

with $E(A) := \frac{1}{2}(\text{tr}(A)I_3 - A^\top)$ for any $A \in \mathbb{R}^{3 \times 3}$.

Proof. See Appendix X-F. \square

Remark 4. *Note that in (45), we obtain a different form of the time derivative of the transformation map $\mathcal{T}(R, \theta)$ on $SO(3) \times \mathbb{R}$ compared to [21, Theorem 6] and [26, Lemma 1]. As mentioned before, the transformation map \mathcal{T} in [21] and [26] needs to be a (local) diffeomorphism to obtain the new set of critical points of the potential functions after transformation. In our approach, the set of critical points of the potential function $U(R, \theta)$ on $SO(3) \times \mathbb{R}$ with respect to \mathcal{A}_o , denoted by Ψ_U in (48), can be easily obtained from (46) and (47) without any additional conditions. Moreover, from (48), the set Ψ_U is given by a simple extension of the set Ψ_V with $\theta \in \{0\}$. This property allows us to set the state (R, θ) away from the undesired critical points in $\Psi_U \setminus \{\mathcal{A}_o\}$ by resetting the variable θ to some non-zero values, which is the key of our reset mechanism proposed in Section IV.*

We define the set of parameters $\mathcal{P}_U := \{\Theta, A, u, \gamma, \delta\}$ with a finite non-empty real-valued set $\Theta \subset \mathbb{R}$, a 3-by-3 matrix $A = A^\top > 0$, a unit vector $u \in \mathbb{S}^2$, and constant scalars $\gamma, \delta > 0$. The following proposition verifies all the conditions in Assumption 1-4.

Proposition 2. *Consider the potential function $U(R, \theta)$ defined in (44). Then, Assumptions 2-4 hold for any $\gamma > 0, u \in \mathbb{S}^2$ and $A = A^\top > 0$. Moreover, the basic Assumption 1 holds given the set \mathcal{P}_U defined as follows:*

$$\mathcal{P}_U : \begin{cases} \Theta = \{|\theta_i| \in (0, \pi), i = 1, \dots, m\} \\ A = A^\top : 0 < \lambda_1^A \leq \lambda_2^A < \lambda_3^A \\ u = \alpha_1 v_1^A + \alpha_2 v_2^A + \alpha_3 v_3^A \in \mathbb{S}^2 \\ \gamma < \frac{4\Delta^*}{\pi^2} \\ \delta < \left(\frac{4\Delta^*}{\pi^2} - \gamma\right) \frac{\theta_m^2}{2}, \theta_m := \min_{\theta \in \Theta} |\theta| \end{cases} \quad (52)$$

where scalars $\alpha_1, \alpha_2, \alpha_3$ and Δ^* are chosen as per one of the following three cases:

- 1) if $\lambda_1^A = \lambda_2^A, \alpha_3^2 = 1 - \frac{\lambda_2^A}{\lambda_3^A}$ and $\Delta^* = \lambda_1^A \left(1 - \frac{\lambda_2^A}{\lambda_3^A}\right)$.
- 2) if $\lambda_2^A \geq \frac{\lambda_1^A \lambda_3^A}{\lambda_3^A - \lambda_1^A}, \alpha_i^2 = \frac{\lambda_i^A}{\lambda_2^A + \lambda_3^A}, i \in \{2, 3\}$ and $\Delta^* = \lambda_1^A$.
- 3) if $\lambda_1^A < \lambda_2^A < \frac{\lambda_1^A \lambda_3^A}{\lambda_3^A - \lambda_1^A}, \alpha_i^2 = 1 - \frac{4 \prod_{j \neq i} \lambda_j^A}{(\sum_{i=1}^3 \sum_{k \neq i} \lambda_i^A \lambda_k^A)}, i \in \{1, 2, 3\}$ and $\Delta^* = \frac{4 \prod_j \lambda_j^A}{\sum_{i=1}^3 \sum_{k \neq i} \lambda_i^A \lambda_k^A}$.

and (λ_i^A, v_i^A) denotes the i -th pair of eigenvalue-eigenvector of matrix A .

Proof. See Appendix X-G \square

Remark 5. *Proposition 2 provides a design option for the potential function $U(R, \theta)$ through the choice of the set \mathcal{P}_U given in (52). Inspired by [26], the unit vector u is designed in terms of the eigenvalues and eigenvectors of the matrix A with $0 < \lambda_1^A \leq \lambda_2^A < \lambda_3^A$. The choice of the unit vector u in Proposition 2 is optimal in terms of $\Delta^* = \max_{u \in \mathbb{S}^2} (\min_{v \in \mathcal{E}(A)} \Delta(v, u))$ where $\Delta(u, v) := u^\top (\text{tr}(A)I - A - 2v^\top A v (I_3 - vv^\top)) u$ (see [26, Proposition 2] for more details).*

Remark 6. *Note that a decrease in the value of γ results in an increase of the gap δ (strengthening the robustness to measurement noise). However, it may slow down the convergence of θ as per (14), leading to lower convergence rates for the overall closed-loop system. Hence, the parameter γ needs to be carefully chosen via a trade-off between the robustness to measurement noise and the convergence rates of the overall closed-loop system. The performance of the closed-loop system, in terms of convergence rates, with different choices of γ is illustrated in the simulation section.*

IX. SIMULATION

In this section, numerical simulations are presented to illustrate the performance of the proposed hybrid feedback controllers. We make use of the HyEQ Toolbox in Matlab [38]. The hybrid controller (16) is referred to as ‘Basic Hybrid’, the hybrid controller with torque smoothing mechanism in (25) is referred to as ‘Smooth Hybrid’, and the velocity-free hybrid controller in (38) is referred to as ‘Velocity-Free Hybrid’. For

comparison purposes, we also consider the following classical smooth non-hybrid controller, referred to as ‘Non-Hybrid’:

$$\tau = \Upsilon(R_e, \omega_r, z) - 2k_R \psi(AR_e) - k_\omega \omega_e \quad (53)$$

which is modified from the hybrid controller (16) by taking $\theta \equiv 0$. The inertia matrix of the system is taken as $J = \text{diag}([0.0159, 0.0150, 0.0297])$ obtained from a quadrotor UAV in [39]. The reference rotation and angular velocity are generated by (3) with $R_r(0) = I_3, \omega_r(0) = 0$ and $z(t) = [\sin(0.1t), -\cos(0.3t), 0.1]^\top$. For the set \mathcal{P}_U in Proposition 2, we choose $\Theta = \{\theta_m\}$ with $\theta_m = 0.9\pi, A = \text{diag}([2, 4, 6]), \gamma < \frac{4\Delta^*}{\pi^2} = \frac{8}{\pi^2}, \delta < \left(\frac{4\Delta^*}{\pi^2} - \gamma\right) \frac{\theta_m^2}{2}, u = \sqrt{2/5}e_2 + \sqrt{3/5}e_3$ and $\Delta^* = \lambda_1^A = 2$ as per case 2) in Proposition 2 (i.e., $\lambda_2^A > \lambda_1^A \lambda_3^A / (\lambda_3^A - \lambda_1^A)$).

In our first simulation, three different choices of γ such as $\frac{3}{\pi^2}, \frac{5}{\pi^2}, \frac{7}{\pi^2}$ are considered in the hybrid controller (16). For each γ , the constant gap δ is chosen as $\delta = \frac{8}{10} \left(\frac{4\Delta^*}{\pi^2} - \gamma\right) \frac{\theta_m^2}{2}$. Moreover, the gain parameters are chosen as $k_R = 1.5, k_\omega = 0.2, k_\theta = 50$, and the initial conditions are chosen as $\omega(0) = 0, R(0) = \mathcal{R}_a(\pi - \epsilon, e_3)$ with $\epsilon = 10^{-9}$ and $\theta(0) = 0$, which ensures that $(R_e(0), \theta(0))$ is close to one of the undesired critical points of $U(R_e, \theta)$. Same gains and initial conditions are considered in the non-hybrid controller (53). The simulation results are given in Fig. 4. As one can see, for the basic hybrid feedback, the variable θ in (11) jumps from 0 to 0.9π at $t = 0$ and then converges to zero as $t \rightarrow \infty$. Moreover, the tracking errors (R_e, ω_e) of both controllers converge to zero as $t \rightarrow \infty$. One can also see that the hybrid controller (16) improves the convergence rate as compared to the non-hybrid controller (53), and an increase in the value of γ leads to an increase in the convergence rate of the tracking errors.

Our second simulation presents a comparison between the three proposed hybrid controllers in the presence of measurements noise. The noisy measurements of attitude and angular velocity are given as $R_y = R \exp(n_R^\times)$ with zero-mean Gaussian noise $n_R \sim \mathcal{N}(0, 0.01I_3)$, and $\omega_y = \omega + n_\omega$ with zero-mean Gaussian noise $n_\omega \sim \mathcal{N}(0, 0.01I_3)$. Same initial conditions for R and ω are chosen as in the previous simulation, and in addition $\bar{R}(0) = R(0)^\top, \bar{\theta}(0) = \theta(0) = 0$ and $\zeta(0) = 0$ are considered. We choose $\gamma = \frac{7}{\pi^2}$ and $\delta = \frac{8}{10} \left(\frac{4\Delta^*}{\pi^2} - \gamma\right) \frac{\theta_m^2}{2} = 0.324$ for $U(R_e, \theta)$, and $\delta' = 0.162$ and $\varrho = 0.0146$ for W defined in (30). Moreover, the gain parameters are chosen as follows:

	k_R	k_ω	k_θ	k_ζ	k_β	Γ
Basic Hybrid	1.5	0.2	50	—	—	—
Smooth Hybrid	1.5	0.2	50	150	—	—
Velocity-Free Hybrid	1.5	—	50	—	3	$30I_3$

Note that k_β is chosen such that $2k_\beta \Gamma^{-1} = k_\omega$. The simulation results are given in Fig. 5. For all controllers, the tracking errors R_e, ω_e and θ converge to zero, after one second. Through an appropriate gain tuning, the three hybrid tracking controllers exhibit a quite similar performance. Note that the velocity-free hybrid controller is more sensitive to noise as shown in the plot of the control torque, which is mainly due to the large gain Γ involved in the an auxiliary system (36) to overcome the lack of angular velocity measurements.

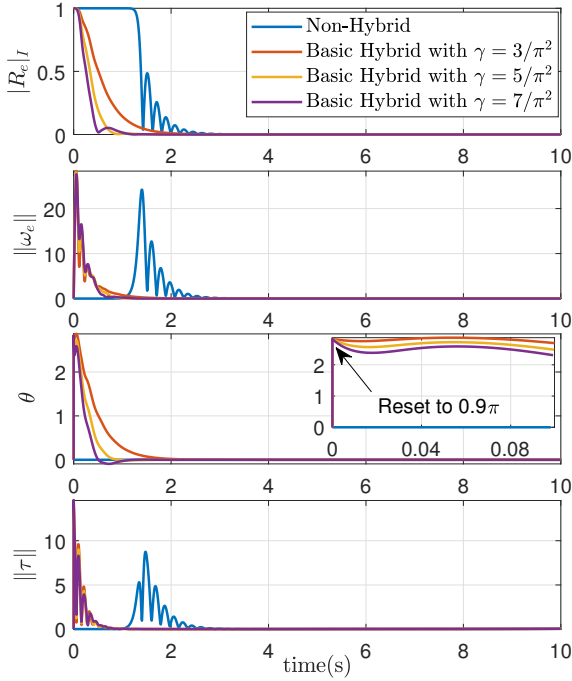


Fig. 4: Simulation results for the hybrid feedback (16) with different choices of parameter γ and the initial condition $(R_e(0), \theta(0))$ close to one of the undesired critical points of $U(R_e, \theta)$.

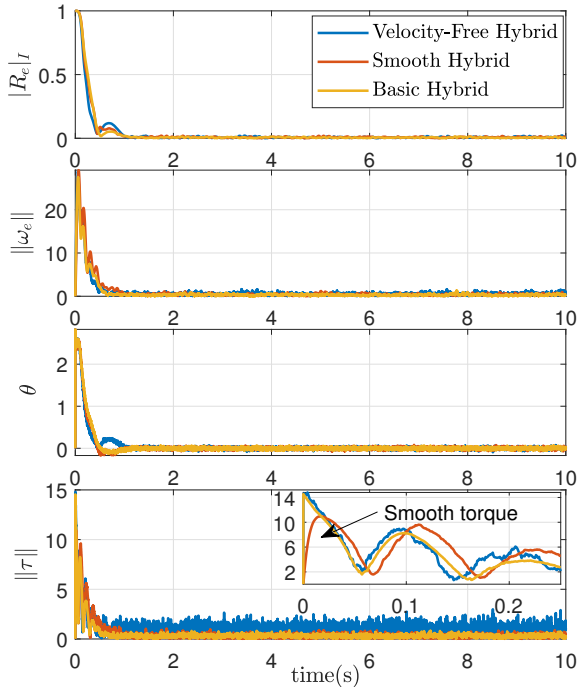


Fig. 5: Simulation results for different hybrid feedback with noisy measurements and the initial condition $(R_e(0), \theta(0))$ close to one of the undesired critical points of $U(R_e, \theta)$.

X. CONCLUSION

Three different hybrid feedback control schemes for the attitude tracking problem on $SO(3)$, leading to global asymptotic

stability, have been proposed. As an instrumental tool in our design, a new potential function on $SO(3) \times \mathbb{R}$, involving a potential function on $SO(3)$ and a scalar variable θ , has been proposed. The scalar variable θ is governed by hybrid dynamics designed to prevent the extended state in $SO(3) \times \mathbb{R}$ from reaching the undesired critical points, while guaranteeing a decrease of the potential function after each jump. In fact, embedding the manifold $SO(3)$ in the higher dimensional space $SO(3) \times \mathbb{R}$ allows to modify the critical points on $SO(3)$ by tying them to $\theta = 0$. This embedding mechanism provides an easier handling of the critical points on the extended manifold $SO(3) \times \mathbb{R}$ through the hybrid dynamics of the scalar variable θ .

A global hybrid attitude tracking controller is designed from the gradient of the potential function with the full knowledge of the system state. For practical purposes, two extensions have been proposed: A hybrid attitude tracking controller with jump-free control torque and a velocity-free hybrid attitude tracking controller. The proposed hybrid strategy, involving a single potential function on $SO(3) \times \mathbb{R}$, on top of being simpler than the existing hybrid approaches involving a synergistic family of potential functions, shows a great potential for other applications involving non-compact manifolds where the synergistic hybrid approaches may not be applicable.

APPENDIX

A. Proof of Theorem 1

Consider the following Lyapunov function candidate:

$$\mathcal{L}(x) = k_R U(R_e, \theta) + \frac{1}{2} \omega_e^\top J \omega_e. \quad (54)$$

Since $U(R_e, \theta)$ is a potential function on $SO(3) \times \mathbb{R}$ with respect to \mathcal{A}_o , and $J = J^\top$ is positive definite, one can verify that \mathcal{L} is positive definite on \mathcal{S} with respect to \mathcal{A} . The time derivative of \mathcal{L} along the flows of (18) is given by

$$\dot{\mathcal{L}}(x) = k_R \dot{U}(R_e, \theta) - \omega_e^\top \kappa(R_e, \theta, \omega_e) \quad (55)$$

where we used $\omega_e^\top \Sigma(R_e, \omega_e, \omega_r) \omega_e = 0$. From (4) and (11), one obtains

$$\begin{aligned} \dot{U}(R_e, \theta) &= \langle \nabla_{R_e} U(R_e, \theta), R_e \omega_e^\times \rangle_{R_e} + \langle \nabla_\theta U(R_e, \theta), \dot{\theta} \rangle \\ &= \langle \langle R_e^\top \nabla_{R_e} U(R_e, \theta), \omega_e^\times \rangle \rangle + \nabla_\theta U(R_e, \theta) \dot{\theta} \\ &= 2\omega_e^\top \psi(R_e^\top \nabla_{R_e} U(R_e, \theta)) - k_\theta |\nabla_\theta U(R_e, \theta)|^2 \end{aligned} \quad (56)$$

where we made use of the property $\langle \langle A, x^\times \rangle \rangle = 2x^\top \psi(A)$. Substituting (17) and (56) into (55), one can further show that

$$\begin{aligned} \dot{\mathcal{L}}(x) &= 2k_R \omega_e^\top \psi(R_e^\top \nabla_{R_e} U(R_e, \theta)) - k_R k_\theta |\nabla_\theta U(R_e, \theta)|^2 \\ &\quad - \omega_e^\top (2k_R \psi(R_e^\top \nabla_{R_e} U(R_e, \theta)) + k_\omega \omega_e) \\ &= -k_\omega \|\omega_e\|^2 - k_R k_\theta |\nabla_\theta U(R_e, \theta)|^2 \leq 0 \end{aligned} \quad (57)$$

for all $x \in \mathcal{F}_c$. Thus, \mathcal{L} is non-increasing along the flows of (18). Moreover, in view of (18) and (54), for any $x \in \mathcal{J}_c$, one has $x^+ \in (R_e, g(R_e, \theta), \omega_e, R_r, \omega_r)$ and

$$\mathcal{L}(x^+) - \mathcal{L}(x) = -k_R \left(U(R_e, \theta) - \min_{\theta' \in \Theta} U(R_e, \theta') \right)$$

$$= -k_R \mu_U(R_e, \theta) < -k_R \delta \quad (58)$$

where we made use of the fact $\mu_U(R_e, \theta) > \delta$ for all $x \in \mathcal{J}_c$. Thus, \mathcal{L} is strictly decreasing over the jumps of (18). From (57) and (58), one concludes that the set \mathcal{A} is stable as per [15, Theorem 23], and every maximal solution to (18) is bounded. Moreover, in view of (57) and (58), one obtains $\mathcal{L}(x(t, j)) \leq \mathcal{L}(x(t_j, j))$ and $\mathcal{L}(x(t_j, j)) \leq \mathcal{L}(x(t_j, j-1)) - k_R \delta$ for all $(t, j), (t_j, j), (t_j, j-1) \in \text{dom } x$ with $(t, j) \succeq (t_j, j) \succeq (t_j, j-1)$. Hence, it is clear that $0 \leq \mathcal{L}(x(t, j)) \leq \mathcal{L}(x(0, 0)) - j k_R \delta$ for all $(t, j) \in \text{dom } x$, which leads to $j \leq \lceil \mathcal{L}(x(0, 0)) / (k_R \delta) \rceil := J_M$, where $\lceil \cdot \rceil$ denotes the ceiling function. This shows that the number of jumps is finite and depends on the initial conditions.

Next, we will show the global attractivity of \mathcal{A} . Applying the invariance principle for hybrid systems given in [40, Theorem 4.7], one concludes from (57) and (58) that any solution x to the hybrid system (18) must converge to the largest invariant set contained in $\mathcal{W} := \{x \in \mathcal{F}_c \mid \nabla_{\theta} U(R_e, \theta) = 0, \omega_e = 0\}$. For each $x \in \mathcal{W}$, from $\omega_e \equiv 0$ one has $\dot{\omega}_e = 0$. It follows from (5), (16) and (17) that $\psi(R_e^{\top} \nabla_{R_e} U(R_e, \theta)) = 0$. Using this fact, together with $\nabla_{\theta} U(R_e, \theta) \equiv 0$, one can show that $(R_e, \theta) \in \Psi_U$ with Ψ_U defined in (8). Thus, any solution x to the hybrid system (18) must converge to the largest invariant set contained in $\mathcal{W}' := \{x \in \mathcal{F}_c \mid (R_e, \theta) \in \mathcal{F} \cap \Psi_U, \omega_e = 0\}$. By Assumption 1, one has $\mathcal{A}_o \in \Psi_U$ and $\mu_U(R_e, \theta) = -\min_{\theta' \in \Theta} U(R_e, \theta') \leq 0$ as $(R_e, \theta) = \mathcal{A}_o$. It follows from (9) and (12)-(13) that $\mathcal{A}_o \in \mathcal{F} \cap \Psi_U$ and $\mathcal{F} \cap (\Psi_U \setminus \{\mathcal{A}_o\}) = \emptyset$. Then, applying simple set-theoretic arguments, one obtains $\mathcal{F} \cap \Psi_U \subset (\mathcal{F} \cap (\Psi_U \setminus \{\mathcal{A}_o\})) \cup (\mathcal{F} \cap \{\mathcal{A}_o\}) = \emptyset \cup \{\mathcal{A}_o\} = \{\mathcal{A}_o\}$. It follows from $\mathcal{A}_o \in \mathcal{F} \cap \Psi_U$ and $\mathcal{F} \cap \Psi_U \subset \{\mathcal{A}_o\}$ that $\mathcal{F} \cap \Psi_U = \{\mathcal{A}_o\}$. Consequently, from the definitions of \mathcal{W}' and \mathcal{A} , it follows that $\mathcal{W}' = \mathcal{A}$.

Note that the hybrid closed-loop system (18) satisfies the hybrid basic conditions [16, Assumption 6.5], $F(x) \subset T_{\mathcal{F}}(x)$ for any $x \in \mathcal{F}_c \setminus \mathcal{J}_c$ with $T_{\mathcal{F}}(x)$ denoting the tangent cone to \mathcal{F}_c at the point x , $G(\mathcal{J}_c) \subset \mathcal{F}_c \cup \mathcal{J}_c = \mathcal{S}$, and every maximal solution to (18) is bounded. Therefore, by virtue of [16, Proposition 6.10], it follows that every maximal solution to (18) is complete. Finally, one can conclude that the set \mathcal{A} is globally asymptotically stable for the hybrid system (18). This completes the proof.

B. Proof of Proposition 1

Consider the following Lyapunov function candidate:

$$\mathcal{L}_{\varepsilon}(x) = \mathcal{L}(x) + \varepsilon \omega_e^{\top} J \psi(R_e^{\top} \nabla_{R_e} U(R_e, \theta)) \quad (59)$$

where $\varepsilon > 0$ and $\mathcal{L}(x)$ is given in (54). From (21), one has $\|\psi(R_e^{\top} \nabla_{R_e} U(R_e, \theta))\|^2 \leq \alpha_1 U(R_e, \theta)$, and consequently, one can show that

$$\lambda_m^{P_1} |x|_{\mathcal{A}}^2 \leq \mathcal{L}_{\varepsilon}(x) \leq \lambda_M^{P_2} |x|_{\mathcal{A}}^2, \quad \forall x \in \mathcal{S} \quad (60)$$

where matrices P_1 and P_2 are given as

$$P_1 = \begin{bmatrix} k_R & -\frac{\varepsilon \sqrt{\alpha_1} \lambda_M^J}{2} \\ -\frac{\varepsilon \sqrt{\alpha_1} \lambda_M^J}{2} & \frac{\lambda_m^J}{2} \end{bmatrix}, P_2 = \begin{bmatrix} k_R & \frac{\varepsilon \sqrt{\alpha_1} \lambda_M^J}{2} \\ \frac{\varepsilon \sqrt{\alpha_1} \lambda_M^J}{2} & \frac{\lambda_M^J}{2} \end{bmatrix}.$$

To guarantee that P_1 and P_2 are positive definite, it is sufficient to choose $\varepsilon < (1/\lambda_M^J) \sqrt{2k_R \lambda_m^J / \alpha_1} := \varepsilon_1^*$.

Since the set $\Omega_c \times \mathcal{W}_d$ is compact by assumption, there exists a constant scalar $\mathcal{L}^* \geq 0$ such that $\mathcal{L}^* := \max_{x \in \Omega_c \times \mathcal{W}_d} \mathcal{L}(x)$. We define the following compact set

$$\Omega_{\mathcal{L}} := \{x \in \mathcal{S} : \mathcal{L}(x) \leq \mathcal{L}^*\}. \quad (61)$$

It is clear that $x(0, 0) \in \Omega_c \times \mathcal{W}_d \subseteq \Omega_{\mathcal{L}}$ and $\mathcal{A} \subseteq \Omega_{\mathcal{L}}$. As shown in the proof of Theorem 1, $\mathcal{L}(x)$ is non-increasing in both flow and jump sets. Hence, for any $x(0, 0) \in \Omega_c \times \mathcal{W}_d \subset \mathcal{S}$, one has $x(t, j) \in \Omega_{\mathcal{L}}$ for all $(t, j) \in \text{dom } x$ and the number of jumps is bounded by $J_M := \lceil \mathcal{L}^* / (k_R \delta) \rceil$. Using the facts $\|\psi(R_e^{\top} \nabla_{R_e} U(R_e, \theta))\|^2 \leq \alpha_1 U(R_e, \theta) \leq \frac{\alpha_1}{k_R} \mathcal{L}^*$ and $\omega_e^{\top} J \omega_e \leq 2\mathcal{L}^*$, it follows that there exist constants $c_{\psi}, c_{\omega_e} > 0$ such that $\|\psi(R_e^{\top} \nabla_{R_e} U(R_e, \theta))\| \leq c_{\psi}$ and $\|\omega_e\| \leq c_{\omega_e}$ for all $(t, j) \in \text{dom } x$. Let $c_{\omega_r} := \sup_{t \geq 0} \|\omega_r(t)\|$ since \mathcal{W}_d is compact by assumption. Hence, from (7), (17)-(19) and (23), for $x \in \Omega_{\mathcal{L}} \cap \mathcal{F}_c$ one obtains

$$\begin{aligned} & \frac{d}{dt} \omega_e^{\top} J \psi(R_e^{\top} \nabla_{R_e} U(R_e, \theta)) \\ & \leq (\Sigma(R_e, \omega_e, \omega_r) \omega_e - \kappa(R_e, \theta, \omega_e))^{\top} \psi(R_e^{\top} \nabla_{R_e} U(R_e, \theta)) \\ & \quad + \lambda_M^J \|\omega_e\| (c_R \|\omega_e\| + c_{\theta} k_{\theta} \|\nabla_{\theta} U(R_e, \theta)\|) \\ & \leq c_{\psi} \lambda_M^J \|\omega_e\|^2 + 3c_{\omega_r} \lambda_M^J \|\omega_e\| \|\psi(R_e^{\top} \nabla_{R_e} U(R_e, \theta))\| \\ & \quad - 2k_R \|\psi(R_e^{\top} \nabla_{R_e} U(R_e, \theta))\|^2 \\ & \quad + k_{\omega} \|\omega_e\| \|\psi(R_e^{\top} \nabla_{R_e} U(R_e, \theta))\| \\ & \quad + \lambda_M^J \|\omega_e\| (c_R \|\omega_e\| + c_{\theta} k_{\theta} \|\nabla_{\theta} U(R_e, \theta)\|) \\ & \leq \eta^{\top} \underbrace{\begin{bmatrix} -2k_R & 0 & \frac{(3c_{\omega_r} \lambda_M^J + k_{\omega})}{2} \\ 0 & 0 & \frac{c_{\theta} k_{\theta} \lambda_M^J}{2} \\ \frac{(3c_{\omega_r} \lambda_M^J + k_{\omega})}{2} & \frac{c_{\theta} k_{\theta} \lambda_M^J}{2} & \lambda_M^J (c_{\psi} + c_R) \end{bmatrix}}_{P_{\varepsilon}} \eta \quad (62) \end{aligned}$$

where $\eta := [\|\psi(R_e^{\top} \nabla_{R_e} U(R_e, \theta))\|, \|\nabla_{\theta} U(R_e, \theta)\|, \|\omega_e\|]^{\top} \in \mathbb{R}^3$, and the following facts $\|\psi(R_e^{\top} \nabla_{R_e} U(R_e, \theta))\| \leq c_{\psi}$, $\|\omega_r\| \leq c_{\omega_r}$, and $(\Sigma(R_e, \omega_e, \omega_r) \omega_e)^{\top} \psi(R_e^{\top} \nabla_{R_e} U(R_e, \theta)) = ((J \omega_e)^{\times} \omega_e + (J R_e \omega_r)^{\times} \omega_e - (R_e^{\top} \omega_r)^{\times} J \omega_e + J (R_e^{\top} \omega_r)^{\times} \omega_e)^{\top} \psi(R_e^{\top} \nabla_{R_e} U(R_e, \theta)) \leq 3c_{\omega_r} \lambda_M^J \|\omega_e\| \|\psi(R_e^{\top} \nabla_{R_e} U(R_e, \theta))\| + c_{\psi} \lambda_M^J \|\omega_e\|^2$, were used.

Therefore, from (57) and (62), the time derivative of $\mathcal{L}_{\varepsilon}(x)$ in (59) can be written as

$$\begin{aligned} \dot{\mathcal{L}}_{\varepsilon}(x) & = \dot{\mathcal{L}}(x) + \varepsilon \frac{d}{dt} \omega_e^{\top} J \psi(R_e^{\top} \nabla_{R_e} U(R_e, \theta)) \\ & \leq -k_{\omega} \|\omega_e\|^2 - k_R k_{\theta} \|\nabla_{\theta} U(R_e, \theta)\|^2 - \varepsilon \eta^{\top} P_{\varepsilon} \eta \\ & = -\eta^{\top} \left(\underbrace{\begin{bmatrix} 0 & 0 & 0 \\ 0 & k_R k_{\theta} & 0 \\ 0 & 0 & k_{\omega} \end{bmatrix}}_{P_3} - \varepsilon P_{\varepsilon} \right) \eta \quad (63) \end{aligned}$$

for all $x \in \Omega_{\mathcal{L}} \cap \mathcal{F}_c$. Let $\eta_{ij} = [\eta_i, \eta_j]^{\top}$, $i, j \in \{1, 2, 3\}$ with η_i denoting the i -th element of the vector η . From (63) and the definition of P_{ε} in (62), one has

$$\eta^{\top} P_3 \eta = -\eta_{13}^{\top} \begin{bmatrix} 2\varepsilon k_R & -\frac{\varepsilon(3c_{\omega_r} \lambda_M^J + k_{\omega})}{2} \\ -\frac{\varepsilon(3c_{\omega_r} \lambda_M^J + k_{\omega})}{2} & \frac{k_{\omega} - 2\varepsilon \lambda_M^J (c_{\psi} + c_R)}{2} \end{bmatrix} \eta_{13}$$

$$-\eta_{23}^\top \begin{bmatrix} k_R k_\theta & -\frac{\varepsilon c_\theta k_\theta \lambda_M^J}{2} \\ -\frac{\varepsilon c_\theta k_\theta \lambda_M^J}{2} & \frac{k_\omega}{2} \end{bmatrix} \eta_{23}$$

To ensure that P_3 is positive definite, it is sufficient to choose $\varepsilon < \min\{\frac{4k_R k_\omega}{(3c_{\omega_r} \lambda_M^J + k_\omega)^2 + 8k_R \lambda_M^J (c_\psi + c_R)}, \frac{2\sqrt{k_\omega k_R k_\theta}}{c_\theta k_\theta \lambda_M^J}\} := \varepsilon_2^*$. From (22), one can show that for any $x \in \mathcal{F}_c$, $\|\eta\|^2 = \|\psi(R_e^\top \nabla_{R_e} U(R_e, \theta))\|^2 + |\nabla_\theta U(R_e, \theta)|^2 + \|\omega_e\|^2 \geq \alpha_2 U(R_e, \theta) + \|\omega_e\|^2 \geq c_\eta |x|_{\mathcal{A}}^2$ with $c_\eta := \min\{\alpha_2, 1\}$. Hence, from the definition of $|x|_{\mathcal{A}}^2$ and (63), the time derivative of $\mathcal{L}_\varepsilon(x)$ can be rewritten as

$$\dot{\mathcal{L}}_\varepsilon(x) \leq -\lambda_m^{P_3} \|\eta\|^2 \leq -c_\eta \lambda_m^{P_3} |x|_{\mathcal{A}}^2, \quad \forall x \in \Omega_{\mathcal{L}} \cap \mathcal{F}_c. \quad (64)$$

Thus, \mathcal{L}_ε has an exponential decrease over the flows of (18).

On the other hand, from (20), (58) and (59) one obtains

$$\begin{aligned} \mathcal{L}_\varepsilon(x^+) - \mathcal{L}_\varepsilon(x) &\leq \mathcal{L}(x^+) - \mathcal{L}(x) + 2\varepsilon c_\psi c_{\omega_e} \lambda_M^J \\ &\leq -k_R \delta + 2\varepsilon c_\psi c_{\omega_e} \lambda_M^J \\ &< 0, \quad \forall x \in \Omega_{\mathcal{L}} \cap \mathcal{J}_c \end{aligned} \quad (65)$$

where ε is chosen as $\varepsilon < \min\{\varepsilon_1^*, \varepsilon_2^*, \frac{k_R \delta}{2c_\psi c_{\omega_e} \lambda_M^J}\}$, and we made use of the facts $\|\psi(R_e^\top \nabla_{R_e} U(R_e, \theta))\| \leq c_\psi$ and $\|\omega_e\| \leq c_{\omega_e}$. Thus, \mathcal{L}_ε is strictly decreasing over the jumps of (18). Using similar arguments as the ones used at the end of the proof of Theorem 1, it follows that every maximal solution to (18) is complete. In view of (60), (64) and (65), one can show that

$$\begin{aligned} \mathcal{L}_\varepsilon(x(t, j)) &\leq \exp(-\lambda t) \mathcal{L}_\varepsilon(x(0, 0)) \\ &\leq \exp(\lambda J_M) \exp(-\lambda(t+j)) \mathcal{L}_\varepsilon(x(0, 0)) \end{aligned}$$

for all $(t, j) \in \text{dom } x$ and $x(0, 0) \in \Omega_c \times \mathcal{W}_d \subseteq \Omega_{\mathcal{L}}$ with $\lambda := c_\eta \lambda_m^{P_3} / \lambda_M^{P_2}$ and J_M denoting the maximum number of jumps. Letting $k := \exp(\lambda J_M) \lambda_M^{P_2} / \lambda_m^{P_1}$ and making use of (60), one concludes that $|x(t, j)|_{\mathcal{A}}^2 \leq k \exp(-\lambda(t+j)) |x(0, 0)|_{\mathcal{A}}^2$ for all $(t, j) \in \text{dom } x$. This completes the proof.

C. Proof of Lemma 1

From the definitions of $\widehat{\mathcal{A}}_o$ and Ψ_W , one has $\widehat{\mathcal{A}}_o \in \Psi_W$ and $\Psi_W \setminus \{\widehat{\mathcal{A}}_o\} = \{(R_e, \theta, \zeta) \in \mathcal{U} : (R_e, \theta) \in \Psi_U \setminus \{\mathcal{A}_o\}, \zeta = 0\}$. By Assumption 1, it follows from (9) that $\mu_U(R_e, \theta) > \delta$ for all $(R_e, \theta, \zeta) \in \Psi_W \setminus \{\widehat{\mathcal{A}}_o\}$. In view of the definitions of W and μ_W in (29)-(30), for any $(R_e, \theta, \zeta) \in \Psi_W \setminus \{\widehat{\mathcal{A}}_o\}$ one can show that

$$\begin{aligned} u_W(R_e, \theta, \zeta) &= W(R_e, \theta, 0) - \min_{\theta' \in \Theta} W(R_e, \theta', 0) \\ &= U(R_e, \theta) + \varrho \|\psi(R_e^\top \nabla_{R_e} U(R_e, \theta))\|^2 \\ &\quad - \min_{\theta' \in \Theta} (U(R_e, \theta') + \varrho \|\psi(R_e^\top \nabla_{R_e} U(R_e, \theta'))\|^2) \\ &\geq \mu_U(R_e, \theta) - \varrho c_\psi^2 \\ &> \delta - \varrho c_\psi^2 \end{aligned} \quad (66)$$

where we made use of the facts $\|\psi(R^\top \nabla_R U(R, \theta))\| = 0$ for all $(R, \theta) \in \Psi_U \setminus \{\mathcal{A}_o\}$ and $\|\psi(R^\top \nabla_R U(R, \theta))\| \leq c_\psi$ for all $(R, \theta) \in SO(3) \times \mathbb{R}$ thanks to Assumption 4. By choosing $\varrho < (\delta - \delta') / c_\psi^2$, one concludes (31). This completes the proof.

D. Proof of Theorem 2

Consider the following Lyapunov function candidate:

$$\widehat{\mathcal{L}}(\hat{x}) = k_R W(R_e, \theta, \zeta) + \frac{1}{2} \omega_e^\top J \omega_e. \quad (67)$$

where W in (30) is a potential function on \mathcal{U} with respect to $\widehat{\mathcal{A}}_o$. For the sake of simplicity, we will use the following notations $\psi := \psi(R_e^\top \nabla_{R_e} U(R_e, \theta))$ and $\dot{\psi} := \frac{d}{dt} \psi(R_e^\top \nabla_{R_e} U(R_e, \theta))$. From Assumption 1, it follows that $\psi = 0$ for all $(R_e, \theta) \in \mathcal{A}_o$. Hence, one can verify that $\widehat{\mathcal{L}}$ is positive definite on $\widehat{\mathcal{S}}$ with respect to $\widehat{\mathcal{A}}$. In view of (7), (23), (26) and (33), the time derivative of $\widehat{\mathcal{L}}$ in (67) along the flows of (32) is given by

$$\begin{aligned} \dot{\widehat{\mathcal{L}}}(\hat{x}) &= 2k_R \omega_e^\top \psi - k_R k_\theta |\nabla_\theta U(R_e, \theta)|^2 - \omega_e^\top (2k_R \zeta + k_\omega \omega_e) \\ &\quad + 2k_R \varrho (\zeta - \psi)^\top (-\dot{\psi} - k_\zeta (\zeta - \psi)) \\ &\leq -k_\omega \|\omega_e\|^2 - k_R k_\theta |\nabla_\theta U(R_e, \theta)|^2 - 2k_R k_\zeta \varrho \|\zeta - \psi\|^2 \\ &\quad + 2k_R \|\psi - \zeta\| \|\omega_e\| + 2k_R \varrho \|\zeta - \psi\| \|\dot{\psi}\| \\ &\leq -\eta^\top P_4 \eta \end{aligned} \quad (68)$$

where $\eta = [\|\omega_e\|, |\nabla_\theta U(R_e, \theta)|, \|\psi - \zeta\|]^\top$ and

$$P_4 := \begin{bmatrix} k_\omega & 0 & -k_R(1 + c_R \varrho) \\ 0 & k_R k_\theta & -k_R c_\theta k_\theta \varrho \\ -k_R(1 + c_R \varrho) & -k_R c_\theta k_\theta \varrho & 2k_R k_\zeta \varrho \end{bmatrix}.$$

Similar to the matrix P_3 in (63), to guarantee that the matrix P_4 is positive definite, it is sufficient to choose

$$k_\zeta > \max\left\{\frac{k_R(1 + \varrho c_R)^2}{\varrho k_\omega}, c_\theta^2 k_\theta \varrho\right\} := k_\zeta^*. \quad (69)$$

Hence, the time derivative of $\widehat{\mathcal{L}}$ in (67) along the flows of (32) can be rewritten as

$$\dot{\widehat{\mathcal{L}}}(\hat{x}) \leq -\lambda_m^{P_4} \|\eta\|^2 \leq 0, \quad \forall \hat{x} \in \widehat{\mathcal{F}}_c. \quad (70)$$

Thus, $\widehat{\mathcal{L}}$ is non-increasing along the flows of (32). Moreover, in view of (30)-(32) and (67), for any $\hat{x} \in \widehat{\mathcal{F}}_c$, one has $\hat{x}^+ = (R_e, \theta^+, \zeta, \omega_e, R_r, \omega_r)$ with $\theta^+ \in g(R_e, \theta)$, and

$$\begin{aligned} \widehat{\mathcal{L}}(\hat{x}^+) - \widehat{\mathcal{L}}(\hat{x}) &= -k_R (W(R_e, \theta, \zeta) - W(R_e, \theta^+, \zeta)) \\ &= -k_R \mu_W(R_e, \theta, \zeta) \\ &< -k_R \delta' \end{aligned} \quad (71)$$

where we made use of (31) in Lemma 1. Thus, $\widehat{\mathcal{L}}$ is strictly decreasing over the jumps of the hybrid system (32). It follows from (70) and (71) that the set $\widehat{\mathcal{A}}$ is stable as per [15, Theorem 23], and the maximum number of jumps is given by $J_M := \lceil \widehat{\mathcal{L}}(\hat{x}(0, 0)) / (k_R \delta') \rceil$. Moreover, applying the invariance principle in [40, Theorem 4.7], any maximal solution to (32) must converge to the largest invariant set contained in $\widehat{\mathcal{W}} := \{\hat{x} \in \widehat{\mathcal{F}}_c : \nabla_\theta U(R_e, \theta) = 0, \omega_e = 0, \zeta = \psi\}$. From $\omega_e \equiv 0$, one has $\dot{\omega}_e \equiv 0$, which in view of (5) and (25), implies that $\zeta = \psi(R_e^\top \nabla_{R_e} U(R_e, \theta)) = 0$. Then, it follows from $\|\zeta\| = \|\psi(R_e^\top \nabla_{R_e} U(R_e, \theta))\| = \nabla_\theta U(R_e, \theta) = 0$ that $(R_e, \theta, \zeta) \in \Psi_W$. Thus, any solution to (32) must converge to the largest invariant set contained in $\widehat{\mathcal{W}}' := \{\hat{x} \in \widehat{\mathcal{F}}_c \mid (R_e, \theta, \zeta) \in \widehat{\mathcal{F}} \cap \Psi_W, \omega_e = 0\}$. Similar to the proof of Theorem 1, applying simple set-theoretic arguments, one

obtains $\widehat{\mathcal{F}} \cap \Psi_W = \{\widehat{\mathcal{A}}_o\}$ and $\widehat{\mathcal{W}} = \widehat{\mathcal{A}}$. Moreover, following similar arguments as the ones used at the end of the proof of Theorem 1, one can show that every maximal solution to (32) is complete. Finally, one can conclude that the set $\widehat{\mathcal{A}}$ is globally asymptotically stable for the hybrid system (32). This completes the proof.

E. Proof of Theorem 3

Consider the following Lyapunov function candidate:

$$\bar{\mathcal{L}}(\bar{x}) = k_R U(R_e, \theta) + k_\beta U(\tilde{R}, \bar{\theta}) + \frac{1}{2} \omega_e^\top J \omega_e. \quad (72)$$

Since $U(R_e, \theta)$ is a potential function on $SO(3) \times \mathbb{R}$, one can verify that $\bar{\mathcal{L}}$ is positive definite on $\bar{\mathcal{S}}$ with respect to $\bar{\mathcal{A}}$. The time derivative of $\bar{\mathcal{L}}$ along the flows of (40) is given by

$$\dot{\bar{\mathcal{L}}}(\bar{x}) = k_R \dot{U}(R_e, \theta) + k_\beta \dot{U}(\tilde{R}, \bar{\theta}) - \omega_e^\top \bar{\kappa}(R_e, \theta, \tilde{R}, \bar{\theta}) \quad (73)$$

where we made use of the fact $\omega_e^\top \Sigma(R_e, \omega_e, \omega_r) \omega_e = 0$. From (4) and (36), one obtains $\dot{\tilde{R}} = \tilde{R}(\omega_e - \beta)^\times$. From (11), (14) and (36), one obtains

$$\begin{aligned} \dot{U}(\tilde{R}, \bar{\theta}) &= 2(\omega_e - \beta)^\top \psi(\tilde{R}^\top \nabla_{\tilde{R}} U(\tilde{R}, \bar{\theta})) \\ &\quad - k_\theta |\nabla_{\bar{\theta}} U(\tilde{R}, \bar{\theta})|^2. \end{aligned} \quad (74)$$

Substituting (37), (39), (56) and (74) into (73), the time derivative of $\bar{\mathcal{L}}$ along the flows of (40) can be rewritten as

$$\begin{aligned} \dot{\bar{\mathcal{L}}}(\bar{x}) &= -k_R k_\theta |\nabla_{\theta} U(R_e, \theta)|^2 - k_\beta k_\theta |\nabla_{\bar{\theta}} U(\tilde{R}, \bar{\theta})|^2 \\ &\quad - 2k_\beta \psi(\tilde{R}^\top \nabla_{\tilde{R}} U(\tilde{R}, \bar{\theta}))^\top \Gamma \psi(\tilde{R}^\top \nabla_{\tilde{R}} U(\tilde{R}, \bar{\theta})) \end{aligned} \quad (75)$$

for all $\bar{x} \in \bar{\mathcal{F}}_c$. Since the matrix Γ is symmetric positive definite, $\dot{\bar{\mathcal{L}}}$ is negative semi-definite in the flow set and $\bar{\mathcal{L}}$ is non-increasing along the flows of (40). For any $\bar{x} \in \bar{\mathcal{J}}_c$, one obtains $\bar{x}^+ \in (R_e, g(R_e, \theta), \omega_e, R_r, \omega_r, \tilde{R}, \bar{\theta})$ if $\bar{x} \in \bar{\mathcal{J}}_{c1} \setminus \bar{\mathcal{J}}_{c2}$, $\bar{x}^+ \in (R_e, \theta, \omega_e, R_r, \omega_r, \tilde{R}, g(\tilde{R}, \bar{\theta}))$ if $\bar{x} \in \bar{\mathcal{J}}_{c2} \setminus \bar{\mathcal{J}}_{c1}$, or $\bar{x}^+ \in (R_e, g(R_e, \theta), \omega_e, R_r, \omega_r, \tilde{R}, g(\tilde{R}, \bar{\theta}))$ if $\bar{x} \in \bar{\mathcal{J}}_{c1} \cap \bar{\mathcal{J}}_{c2}$. Similar to (58), in view of (40) and (72), one can show that

$$\bar{\mathcal{L}}(\bar{x}^+) - \bar{\mathcal{L}}(\bar{x}) < -k^* \delta \quad (76)$$

for all $\bar{x} \in \bar{\mathcal{J}}_c$ with $k^* := \min\{k_R, k_\beta\}$. Thus, $\bar{\mathcal{L}}$ is strictly decreasing over the jumps of (40) on $\bar{\mathcal{J}}_c$. Similar to the proof of Theorem 1, from (75) and (76) one concludes that the set $\bar{\mathcal{A}}$ is stable as per [15, Theorem 23], and the number of jumps is bounded by $J_M := \lceil \bar{\mathcal{L}}(\bar{x}(0, 0)) / (k^* \delta) \rceil$.

Next, we will show the global attractivity of set $\bar{\mathcal{A}}$. Applying the invariance principle for hybrid systems given in [40, Theorem 4.7], one obtains that every solution \bar{x} to (40) must converge to the largest invariant set contained in $\bar{\mathcal{W}} := \{\bar{x} \in \bar{\mathcal{F}}_c : \nabla_{\theta} U(R_e, \theta) = 0, \psi(\tilde{R}^\top \nabla_{\tilde{R}} U(\tilde{R}, \bar{\theta})) = 0, \nabla_{\bar{\theta}} U(\tilde{R}, \bar{\theta}) = 0\}$. For each $\bar{x} \in \bar{\mathcal{W}}$, it follows that $\nabla_{\theta} U(R_e, \theta) = 0$ and $(\tilde{R}, \bar{\theta}) \in \mathcal{F} \cap \Psi_U$. Similar to the proof of Theorem 1, one has $(\tilde{R}, \bar{\theta}) \in \mathcal{F} \cap \Psi_U = \{\mathcal{A}_o\}$. From $\tilde{R} \equiv I_3$ one obtains $\dot{\tilde{R}} = 0$ and $\omega_e - \beta = 0$. Recall the definition of β in (37), it follows from $(\tilde{R}, \bar{\theta}) = \mathcal{A}_o$ that $\omega_e = \beta = 0$. From $\omega_e \equiv 0$, one has $\dot{\omega}_e = 0$. Since $\omega_e = \dot{\omega}_e = 0$ and $\psi(\tilde{R}^\top \nabla_{\tilde{R}} U(\tilde{R}, \bar{\theta})) = 0$, it follows from (5), (38) and (39) that $\psi(R_e^\top \nabla_{R_e} U(R_e, \theta)) = 0$. Using this fact, together with $\nabla_{\theta} U(R_e, \theta) = 0$, one can show that $(R_e, \theta) = \mathcal{A}_o$. Hence, one verifies that $\bar{\mathcal{W}} = \bar{\mathcal{A}}$ from the

definitions of $\bar{\mathcal{W}}$ and $\bar{\mathcal{A}}$. Using similar arguments as the ones used at the end of the proof of Theorem 1, it follows that every maximal solution to (40) is complete. Finally, one can conclude that the set $\bar{\mathcal{A}}$ is globally asymptotically stable for the hybrid system (40). This completes the proof.

F. Proof of Lemma 2

From (43), the time derivative of the transformation map \mathcal{T} along the trajectories of $\dot{R} = R\omega^\times$ and $\dot{\theta} = v$ is given by

$$\begin{aligned} \dot{\mathcal{T}}(R, \theta) &= R\omega^\times \mathcal{R}_a(\theta, u) + v R \mathcal{R}_a(\theta, u) u^\times \\ &= \mathcal{T}(R, \theta) (\mathcal{R}_a(\theta, u)^\top \omega + v u)^\times \end{aligned}$$

where we made use of the facts: $\mathcal{R}_a(\theta, u) = \exp(\theta u^\times)$ and $\dot{\mathcal{R}}_a(\theta, u) = \frac{d}{dt} \exp(\theta u^\times) = \mathcal{R}_a(\theta, u) v u^\times$. The gradients $\nabla_R U(R, \theta)$ and $\nabla_{\theta} U(R, \theta)$ can be computed from the differential of $U(R, \theta)$ in an arbitrary tangential direction $(R\omega^\times, v) \in T_R SO(3) \times \mathbb{R}$, which is given as

$$\begin{aligned} \dot{U}(R, \theta) &= \langle \langle \nabla_R U(R, \theta), R\omega^\times \rangle \rangle_R + \langle \langle \nabla_{\theta} U(R, \theta), v \rangle \rangle \\ &= 2\omega^\top \psi(R^\top \nabla_R U(R, \theta)) + v \nabla_{\theta} U(R, \theta) \end{aligned} \quad (77)$$

where we made use of the property $\langle \langle A, x^\times \rangle \rangle = 2x^\top \psi(A)$. On the other hand, from (44) and (45) the time derivative of $U(R, \theta)$ can be directly obtained as

$$\begin{aligned} \dot{U}(R, \theta) &= \text{tr}(-A \mathcal{T}(R, \theta) (\mathcal{R}_a(\theta, u)^\top \omega + v u)^\times) + \gamma \theta v \\ &= \langle \langle A \mathcal{T}(R, \theta), (\mathcal{R}_a(\theta, u)^\top \omega + v u)^\times \rangle \rangle + \gamma \theta v \\ &= \langle \langle \mathbb{P}_a(A \mathcal{T}(R, \theta)), (\mathcal{R}_a(\theta, u)^\top \omega + v u)^\times \rangle \rangle + \gamma \theta v \\ &= 2\omega^\top \mathcal{R}_a(\theta, u) \psi(A \mathcal{T}(R, \theta)) \\ &\quad + v (2u^\top \psi(A \mathcal{T}(R, \theta)) + \gamma \theta) \end{aligned} \quad (78)$$

where we made use of the facts: $(x^\times)^\top = -x^\times$, $\text{tr}(A^\top B) = \langle \langle A, B \rangle \rangle$ and $\langle \langle A, x^\times \rangle \rangle = 2x^\top \psi(A)$ and $\psi(\mathbb{P}_a(A)) = \psi(A)$ for all $x \in \mathbb{R}^3$, $A, B \in \mathbb{R}^{3 \times 3}$. In view of (77) and (78), one can easily obtain (46) and (47).

In view of (46) and (47), it follows from $|\nabla_{\theta} U(R, \theta)| = 0$ and $\|\psi(R^\top \nabla_R U(R, \theta))\| = 0$ that $\|\psi(A \mathcal{T}(R, \theta))\| = \theta = 0$. Recall the definition of $\mathcal{T}(R, \theta)$ in (43), one can further show that $\psi(A \mathcal{T}(R, \theta)) = \psi(A R) = 0$ since $\mathcal{T}(R, \theta) = I_3$ as $\theta = 0$. Using the fact $\psi(A R) = 0$, one obtains $\mathbb{P}_a(A R) = 0$, which implies that $A R = R^\top A$ from the definition of the map \mathbb{P}_a . Applying [21, Lemma 2], one obtains $R \in \Psi_V = \{I_3\} \cup \mathcal{R}_a(\pi, \mathcal{E}(A))$ with $\mathcal{E}(A)$ denoting the set of eigenvectors of A . Using this result, together with $\theta = 0$, one can conclude that the set of all the critical points of $U(R, \theta)$ in (10) is given as $\Psi_U = \Psi_V \times \{0\}$ and $\mathcal{A}_o \in \Psi_U$, which gives (48).

On the other hand, applying the properties of ψ given in [29, Lemma 1], the time derivative of $\psi(A \mathcal{T}(R, \theta))$ is given by $\dot{\psi}(A \mathcal{T}(R, \theta)) = E(A \mathcal{T}(R, \theta)) (\mathcal{R}_a^\top(\theta, u) \omega + v u)$ along the trajectories of $\dot{R} = R\omega^\times$ and $\dot{\theta} = v$. Then, in view of (45)-(46), the time derivative of $\psi(R^\top \nabla_R U(R, \theta))$ is given by

$$\begin{aligned} &\dot{\psi}(R^\top \nabla_R U(R, \theta)) \\ &= \dot{\mathcal{R}}_a(\theta, u) \psi(A \mathcal{T}(R, \theta)) + \mathcal{R}_a(\theta, u) \dot{\psi}(A \mathcal{T}(R, \theta)) \\ &= -(\mathcal{R}_a(\theta, u) \psi(A \mathcal{T}(R, \theta)))^\times v u \\ &\quad + \mathcal{R}_a(\theta, u) E(A \mathcal{T}(R, \theta)) (\mathcal{R}_a^\top(\theta, u) \omega + v u) \end{aligned}$$

$$= \mathcal{D}_R(R, \theta)\omega + \mathcal{D}_\theta(R, \theta)v \quad (79)$$

where $\mathcal{D}_R(R, \theta)$ is defined in (50) and $\mathcal{D}_\theta(R, \theta)$ is defined in (51). This completes the proof.

G. Proof of Proposition 2

For the sake of simplicity, let $\mathcal{T} = \mathcal{T}(R, \theta)$. From [29, Lemma 2], one has the following properties for any $\mathcal{T} \in SO(3)$:

$$4\lambda_m^{\bar{A}}|\mathcal{T}|_I^2 \leq \text{tr}(A(I - \mathcal{T})) \leq 4\lambda_M^{\bar{A}}|\mathcal{T}|_I^2 \quad (80)$$

$$\|\psi(AT)\|^2 = \alpha_A(\mathcal{T}) \text{tr}(\underline{A}(I_3 - \mathcal{T})) \quad (81)$$

where $\bar{A} = \frac{1}{2}(\text{tr}(A)I_3 - A) > 0$, $\underline{A} = \text{tr}(\bar{A}^2)I_3 - 2\bar{A}^2 > 0$ as $A = A^\top > 0$, and $\alpha_A(\mathcal{T}) = 1 - |\mathcal{T}|_I^2 \cos^2 \langle u, \bar{A}u \rangle$ with $\langle \cdot, \cdot \rangle$ denoting the angle between two vectors and u denoting the axis of rotation matrix \mathcal{T} . Using the facts $\frac{1}{2}(\text{tr}(\underline{A})I_3 - \underline{A}) = \bar{A}^2$ and $\alpha_A(\mathcal{T}) < 1, \forall \mathcal{T} \in SO(3)$, one obtains from (80) that

$$4\alpha_A(\mathcal{T})(\lambda_m^{\bar{A}})^2|\mathcal{T}|_I^2 \leq \|\psi(AT)\|^2 \leq 4(\lambda_M^{\bar{A}})^2|\mathcal{T}|_I^2. \quad (82)$$

From (46) and (82), one can show that Assumption 3 holds by choosing $c_\psi \geq 2\lambda_M^{\bar{A}}$ since that $\|\psi(R^\top \nabla_R U(R, \theta))\|^2 \leq \|\mathcal{R}_a(\theta, u)\psi(AT)\|^2 \leq 4(\lambda_M^{\bar{A}})^2|\mathcal{T}|_I^2 \leq 4(\lambda_M^{\bar{A}})^2$ for all $(R, \theta) \in SO(3) \times \mathbb{R}$.

Next, we are going to verify the conditions in Assumption 2. From (44), (46)-(47) and (80)-(82), one can show that

$$\begin{aligned} & \|\psi(R^\top \nabla_R U(R, \theta))\|^2 + |\nabla_\theta U(R, \theta)|^2 \\ &= \|\mathcal{R}_a(\theta, u)\psi(AT)\|^2 + |\gamma\theta + 2u^\top \psi(AT)|^2 \\ &= \|\psi(AT)\|^2 + |\gamma\theta|^2 + 4|u^\top \psi(AT)|^2 + 4\gamma\theta u^\top \psi(AT) \\ &\leq 7\|\psi(AT)\|^2 + 3\gamma^2|\theta|^2 \\ &\leq 28(\lambda_M^{\bar{A}})^2|\mathcal{T}|_I^2 + 3\gamma^2|\theta|^2 \\ &\leq \frac{7(\lambda_M^{\bar{A}})^2}{\lambda_m^{\bar{A}}} \text{tr}(A(I - \mathcal{T})) + 6\gamma \left(\frac{\gamma}{2}|\theta|^2\right) \\ &\leq \alpha_1 U(R, \theta), \quad \forall (R, \theta) \in SO(3) \times \mathbb{R} \end{aligned} \quad (83)$$

where $\alpha_1 := \max\{\frac{7(\lambda_M^{\bar{A}})^2}{\lambda_m^{\bar{A}}}, 6\gamma\}$, and we made use of the facts $\|u\| = 1$, $|u^\top \psi(AT)| \leq \|u\|\|\psi(AT)\| = \|\psi(AT)\|$ and $4\gamma\theta u^\top \psi(AT) \leq 4|\gamma\theta|\|\psi(AT)\| \leq 2|\gamma\theta|^2 + 2\|\psi(AT)\|^2$. On the other hand, from the definition of \mathcal{F} in (12), one has $(R, \theta) \notin \Psi_U \setminus \{\mathcal{A}_o\}$ for all $(R, \theta) \in \mathcal{F}$. This implies that $\mathcal{T} \notin \Psi_V \setminus \{I_3\} = \mathcal{R}_a(\pi, \mathcal{E}(\bar{A}))$. Hence, one obtains $\alpha_A(\mathcal{T}) = 1 - |\mathcal{T}|_I^2 \cos^2 \langle u, \bar{A}u \rangle > 0$ for all $(R, \theta) \in \mathcal{F}$. Letting $\alpha_A^* := \min_{(R, \theta) \in \mathcal{F}} \alpha_A(\mathcal{T}) > 0$, it follows from (82) that $\|\psi(AT)\|^2 \geq 4\alpha_A^*(\lambda_m^{\bar{A}})^2|\mathcal{T}|_I^2$ for all $(R, \theta) \in \mathcal{F}$. From (44), (46)-(47) and (80)-(82), one can show that

$$\begin{aligned} & \|\psi(R^\top \nabla_R U(R, \theta))\|^2 + |\nabla_\theta U(R, \theta)|^2 \\ &\geq \|\mathcal{R}_a(\theta, u)\psi(AT)\|^2 + \frac{1}{8}|\gamma\theta + 2u^\top \psi(AT)|^2 \\ &\geq \|\psi(AT)\|^2 + \frac{1}{8} \left(\frac{1}{2}|\gamma\theta|^2 - 4|u^\top \psi(AT)|^2\right) \\ &\geq \frac{1}{2}\|\psi(AT)\|^2 + \frac{1}{16}\gamma^2|\theta|^2 \\ &\geq 2\alpha_A^*(\lambda_m^{\bar{A}})^2|\mathcal{T}|_I^2 + \frac{1}{16}\gamma^2|\theta|^2 \end{aligned}$$

$$\begin{aligned} & \geq \frac{\alpha_A^*(\lambda_m^{\bar{A}})^2}{2\lambda_M^{\bar{A}}} \text{tr}(A(I - \mathcal{T})) + \frac{\gamma}{8} \left(\frac{\gamma}{2}|\theta|^2\right) \\ & \geq \alpha_2 U(R, \theta), \quad \forall (R, \theta) \in \mathcal{F} \end{aligned} \quad (84)$$

where $\alpha_2 := \min\{\frac{\alpha_A^*(\lambda_m^{\bar{A}})^2}{2\lambda_M^{\bar{A}}}, \frac{\gamma}{8}\}$, and we made use of the facts: $|u^\top \psi(AT)| \leq \|u\|\|\psi(AT)\| \leq \|\psi(AT)\|$, $4\gamma\theta u^\top \psi(AT) \geq -4|\gamma\theta|\|\psi(AT)\| \geq -\frac{1}{2}|\gamma\theta|^2 - 8|u^\top \psi(AT)|^2$. Therefore, given $\gamma > 0, u \in \mathbb{S}^2$ and $A = A^\top > 0$, one can show that Assumption 2 holds.

Now, we are going to verify the conditions in Assumption 4. Applying the definitions of \mathcal{D}_R and \mathcal{D}_θ in (50) and (51), for each $(R, \theta) \in SO(3) \times \mathbb{R}$ one can show that $\|\mathcal{D}_R(R, \theta)\|_F = \|E(AT(R, \theta))\|_F \leq \|\bar{A}\|_F$ and $\|\mathcal{D}_\theta(R, \theta)\| \leq \|E(AT(R, \theta))\|_F + \|\psi(AT(R, \theta))\| \leq \|\bar{A}\|_F + 2\lambda_M^{\bar{A}}$, where we made use of the facts: $\|u\| = 1, \|E(AR)\|_F \leq \|\bar{A}\|_F$ and $\|\psi(AR)\| \leq 2\lambda_M^{\bar{A}}$ for any $R \in SO(3)$ as per [29, Lemma 2]. It follows from (14) and (49) that

$$\begin{aligned} & \|\dot{\psi}(R_e^\top \nabla_{R_e} U(R_e, \theta))\| \\ &\leq \|\mathcal{D}_R(R_e, \theta)\omega_e\| + k_\theta \|\mathcal{D}_\theta(R_e, \theta)\| \|\nabla_\theta U(R_e, \theta)\| \\ &\leq \|\bar{A}\|_F \|\omega\| + k_\theta (\|\bar{A}\|_F + 2\lambda_M^{\bar{A}}) \|\nabla_\theta U(R_e, \theta)\| \end{aligned}$$

for all $(R_e, \theta) \in SO(3) \times \mathbb{R}$. By choosing $c_R \geq \|\bar{A}\|_F$ and $c_\theta \geq \|\bar{A}\|_F + 2\lambda_M^{\bar{A}}$, one can conclude that inequality (23) is satisfied for all $(R_e, \theta) \in \mathcal{F}$.

Finally, we are going to verify the conditions in Assumption 1. From (48) and $\Psi_V = \{I_3\} \cup \mathcal{R}_a(\pi, \mathcal{E}(A))$, one obtains that $\Psi_U \setminus \{\mathcal{A}_o\} = \{(R, \theta) \in SO(3) \times \mathbb{R} : R = \mathcal{R}_a(\pi, v), v \in \mathcal{E}(A), \theta = 0\}$. Let $\bar{A} = \frac{1}{2}(\text{tr}(A)I_3 - A)$ and let $\lambda_v^{\bar{A}}$ be the eigenvalue of \bar{A} associated to the eigenvector $v \in \mathcal{E}(\bar{A}) \equiv \mathcal{E}(A)$. For any $v \in \mathcal{E}(A)$ and $\theta \in \mathbb{R}$, one can show that

$$\begin{aligned} U(\mathcal{R}_a(\pi, v), 0) &= V(\mathcal{R}_a(\pi, v)) \\ &= 4v^\top \bar{A}v = 4\lambda_v^{\bar{A}} \end{aligned} \quad (85)$$

$$\begin{aligned} U(\mathcal{R}_a(\pi, v), \theta) &= V(\mathcal{R}_a(\pi, v)\mathcal{R}_a(\theta, u)) + \frac{\gamma}{2}\theta^2 \\ &= V(\mathcal{R}_a(\pi, v)) + \frac{\gamma}{2}\theta^2 \\ &\quad + \text{tr}(A\mathcal{R}_a(\pi, v)(I - \mathcal{R}_a(\theta, u))) \\ &= 4\lambda_v^{\bar{A}} + \frac{\gamma}{2}\theta^2 - 2\sin^2\left(\frac{\theta}{2}\right) \Delta(v, u) \end{aligned} \quad (86)$$

where we made use of the facts: $\mathcal{R}_a(\theta, u) = I_3 + \sin(\theta)u^\times + (1 - \cos(\theta))(u^\times)^2$, $A\mathcal{R}_a(\pi, v) = A(I + 2(v^\times)^2) = 2Avv^\top - A$, $\text{tr}(A\mathcal{R}_a(\pi, v)(I - \mathcal{R}_a(\theta, u))) = -2\sin^2(\frac{\theta}{2})\Delta(v, u)$ and $\Delta(u, v) = u^\top (\text{tr}(A)I - A - 2v^\top Av(I_3 - vv^\top))u$. In view of (10), (85) and (86), for any $(R, \theta) \in \Psi_U \setminus \{\mathcal{A}_o\}$, one can show that

$$\begin{aligned} \mu_U(R, \theta) &= U(\mathcal{R}_a(\pi, v), 0) - \min_{\theta' \in \Theta} U(\mathcal{R}_a(\pi, v), \theta') \\ &= \max_{\theta' \in \Theta} \left(2\sin^2\left(\frac{\theta'}{2}\right) \Delta(v, u) - \frac{\gamma}{2}\theta'^2 \right) \\ &\geq \max_{\theta' \in \Theta} \left(\frac{2\theta'^2}{\pi^2} \Delta^* - \frac{\gamma}{2}\theta'^2 \right) \\ &\geq \left(\frac{4\Delta^*}{\pi^2} - \gamma \right) \frac{\theta_m^2}{2} > \delta \end{aligned}$$

where we made use of the facts $|\sin(\frac{\theta}{2})| \geq \frac{|\theta|}{\pi}$ for all $|\theta| \in [0, \pi]$, $\frac{4\Delta^*}{\pi^2} - \gamma > 0$ and $\delta < (4\frac{\Delta^*}{\pi^2} - \gamma)\frac{\theta_m^2}{2}$ as given in (52). This completes the proof.

REFERENCES

- [1] M. Wang and A. Tayebi, "A new hybrid control strategy for the global attitude tracking problem," in *Proc. of the IEEE 58th Conference on Decision and Control (CDC)*, 2019, pp. 7222–7227.
- [2] P. Crouch, "Spacecraft attitude control and stabilization: Applications of geometric control theory to rigid body models," *IEEE Transactions on Automatic Control*, vol. 29, no. 4, pp. 321–331, 1984.
- [3] B. Wie, H. Weiss, and A. Arapostathis, "Quaternion feedback regulator for spacecraft eigenaxis rotations," *AIAA J. Guidance Control*, vol. 12, no. 3, pp. 375–380, 1989.
- [4] J.-Y. Wen and K. Kreutz-Delgado, "The attitude control problem," *IEEE Transactions on Automatic Control*, vol. 36, no. 10, pp. 1148–1162, 1991.
- [5] K. Y. Pettersen and O. Egeland, "Time-varying exponential stabilization of the position and attitude of an underactuated autonomous underwater vehicle," *IEEE Transactions on Automatic Control*, vol. 44, no. 1, pp. 112–115, 1999.
- [6] N. A. Chaturvedi, A. K. Sanyal, and N. H. McClamroch, "Rigid-body attitude control," *IEEE control systems magazine*, vol. 31, no. 3, pp. 30–51, 2011.
- [7] R. Naldi, M. Furci, R. G. Sanfelice, and L. Marconi, "Robust global trajectory tracking for underactuated vtol aerial vehicles using inner-outer loop control paradigms," *IEEE Transactions on Automatic Control*, vol. 62, no. 1, pp. 97–112, 2017.
- [8] D. E. Koditschek, "The application of total energy as a lyapunov function for mechanical control systems," *Contemporary mathematics*, vol. 97, p. 131, 1989.
- [9] F. Bullo and R. M. Murray, "Tracking for fully actuated mechanical systems: A geometric framework," *Automatica*, vol. 35, no. 1, pp. 17–34, 1999.
- [10] S. P. Bhat and D. S. Bernstein, "A topological obstruction to continuous global stabilization of rotational motion and the unwinding phenomenon," *Systems & Control Letters*, vol. 39, no. 1, pp. 63–70, 2000.
- [11] D. S. Maithripala, J. M. Berg, and W. P. Dayawansa, "Almost-global tracking of simple mechanical systems on a general class of Lie groups," *IEEE Transactions on Automatic Control*, vol. 51, no. 2, pp. 216–225, 2006.
- [12] T. Lee, "Robust adaptive attitude tracking on SO(3) with an application to a quadrotor UAV," *IEEE Transactions on Control Systems Technology*, vol. 21, no. 5, pp. 1924–1930, 2012.
- [13] D. Invernizzi, M. Lovera, and L. Zaccarian, "Dynamic attitude planning for trajectory tracking in thrust-vectoring uavs," *IEEE Transactions on Automatic Control*, vol. 65, no. 1, pp. 453–460, 2019.
- [14] M. Morse, *The calculus of variations in the large*. American Mathematical Soc., 1934, vol. 18.
- [15] R. Goebel, R. G. Sanfelice, and A. R. Teel, "Hybrid dynamical systems," *IEEE Control Systems*, vol. 29, no. 2, pp. 28–93, 2009.
- [16] —, *Hybrid Dynamical Systems: modeling, stability, and robustness*. Princeton University Press, 2012.
- [17] C. G. Mayhew, R. G. Sanfelice, and A. R. Teel, "Quaternion-based hybrid control for robust global attitude tracking," *IEEE Transactions on Automatic Control*, vol. 56, no. 11, pp. 2555–2566, 2011.
- [18] R. Schlanbusch, E. I. Grötli, A. Loria, and P. J. Nicklasson, "Hybrid attitude tracking of rigid bodies without angular velocity measurement," *Systems & Control Letters*, vol. 61, no. 4, pp. 595–601, 2012.
- [19] R. Schlanbusch and E. I. Grötli, "Hybrid certainty equivalence control of rigid bodies with quaternion measurements," *IEEE Transactions on Automatic Control*, vol. 60, no. 9, pp. 2512–2517, 2014.
- [20] H. Gui and G. Vukovich, "Global finite-time attitude tracking via quaternion feedback," *Systems & Control Letters*, vol. 97, pp. 176–183, 2016.
- [21] C. G. Mayhew and A. R. Teel, "Synergistic potential functions for hybrid control of rigid-body attitude," in *Proceedings of American Control Conference (ACC), 2011*. IEEE, 2011, pp. 875–880.
- [22] —, "Hybrid control of rigid-body attitude with synergistic potential functions," in *Proceedings of American Control Conference (ACC), 2011*. IEEE, 2011, pp. 287–292.
- [23] —, "Synergistic hybrid feedback for global rigid-body attitude tracking on SO(3)," *IEEE Transactions on Automatic Control*, vol. 58, no. 11, pp. 2730–2742, 2013.
- [24] P. Casau, R. G. Sanfelice, R. Cunha, and C. Silvestre, "A globally asymptotically stabilizing trajectory tracking controller for fully actuated rigid bodies using landmark-based information," *International Journal of Robust and Nonlinear Control*, vol. 25, no. 18, pp. 3617–3640, 2015.
- [25] T. Lee, "Global exponential attitude tracking controls on SO(3)," *IEEE Transactions on Automatic Control*, vol. 60, no. 10, p. 2837–2842, 2015.
- [26] S. Berkane and A. Tayebi, "Construction of synergistic potential functions on SO(3) with application to velocity-free hybrid attitude stabilization," *IEEE Transactions on Automatic Control*, vol. 62, no. 1, pp. 495–501, 2017.
- [27] S. Berkane, A. Abdessameud, and A. Tayebi, "Hybrid output feedback for attitude tracking on SO(3)," *IEEE Transactions on Automatic Control*, vol. 63, no. 11, pp. 3956–3963, 2018.
- [28] —, "Hybrid global exponential stabilization on SO(3)," *Automatica*, vol. 81, pp. 279–285, 2017.
- [29] —, "Hybrid attitude and gyro-bias observer design on SO(3)," *IEEE Transactions on Automatic Control*, vol. 62, no. 11, pp. 6044–6050, 2017.
- [30] M. Wang and A. Tayebi, "Hybrid pose and velocity-bias estimation on SE(3) using inertial and landmark measurements," *IEEE Transactions on Automatic Control*, vol. 64, no. 8, pp. 3399–3406, 2019.
- [31] —, "Hybrid nonlinear observers for inertial navigation using landmark measurements," *IEEE Transactions on Automatic Control*, vol. 65, no. 12, pp. 5173–5188, 2020.
- [32] P. Casau, R. Cunha, R. G. Sanfelice, and C. Silvestre, "Hybrid control for robust and global tracking on smooth manifolds," *IEEE Transactions on Automatic Control*, vol. 65, no. 5, pp. 1870–1885, 2020.
- [33] A. Tayebi, "Unit quaternion observer based attitude stabilization of a rigid spacecraft without velocity measurement," in *Proc. of the 45th IEEE Conference on Decision and Control (CDC)*, 2006, pp. 1557–1561.
- [34] —, "Unit quaternion-based output feedback for the attitude tracking problem," *IEEE Transactions on Automatic Control*, vol. 53, no. 6, pp. 1516–1520, 2008.
- [35] A. R. Teel, F. Forni, and L. Zaccarian, "Lyapunov-based sufficient conditions for exponential stability in hybrid systems," *IEEE Transactions on Automatic Control*, vol. 58, no. 6, pp. 1591–1596, 2013.
- [36] L. Ljusternik and L. Schnirelmann, *Méthodes topologiques dans les problèmes variationnels*. Paris, France: Hermann, 1934.
- [37] R. Mahony, T. Hamel, and J.-M. Pfimlin, "Nonlinear complementary filters on the special orthogonal group," *IEEE Transactions on automatic control*, vol. 53, no. 5, pp. 1203–1218, 2008.
- [38] R. Sanfelice, D. Copp, and P. Nanez, "A toolbox for simulation of hybrid systems in matlab/simulink: Hybrid equations (hyeq) toolbox," in *Proc. of the 16th international conference on Hybrid systems: computation and control*, 2013, pp. 101–106.
- [39] M. Wang, "Attitude control of a quadrotor UAV: Experimental results," Master's thesis, Lakehead University, 2015.
- [40] R. G. Sanfelice, R. Goebel, and A. R. Teel, "Invariance principles for hybrid systems with connections to detectability and asymptotic stability," *IEEE Transactions on Automatic Control*, vol. 52, no. 12, pp. 2282–2297, 2007.