

Spying on the prior of the number of data clusters and the partition distribution in Bayesian cluster analysis

Jan Greve*, Bettina Grün[†], Gertraud Malsiner-Walli[‡] and Sylvia Frühwirth-Schnatter[§]

Abstract

Cluster analysis aims at partitioning data into groups or clusters. In applications, it is common to deal with problems where the number of clusters is unknown. Bayesian mixture models employed in such applications usually specify a flexible prior that takes into account the uncertainty with respect to the number of clusters. However, a major empirical challenge involving the use of these models is in the characterisation of the induced prior on the partitions. This work introduces an approach to compute descriptive statistics of the prior on the partitions for three selected Bayesian mixture models developed in the areas of Bayesian finite mixtures and Bayesian nonparametrics. The proposed methodology involves computationally efficient enumeration of the prior on the number of clusters in-sample (termed as “data clusters”) and determining the first two prior moments of symmetric additive statistics characterising the partitions. The accompanying reference implementation is made available in the R package **fipp**. Finally, we illustrate the proposed methodology through comparisons and also discuss the implications for prior elicitation in applications.

*WU Vienna University of Business and Economics

[†]WU Vienna University of Business and Economics

[‡]WU Vienna University of Business and Economics

[§]WU Vienna University of Business and Economics

1 Introduction

Methodologically, cluster analysis aims at partitioning observations into a set of mutually exclusive groups such that observations within the same group share some characteristics and are differentiable from observations across other groups. In model-based clustering, this problem is commonly dealt with using mixture models where data are assumed to be drawn from a distribution whose density is specified as a convex combination of parametric densities referred to as mixture components. In the context of clustering, the most natural understanding of mixture components is that each of them represents a distinct group within the population, see McLachlan & Peel (2000) and Grün (2019) for a recent review.

However, the number of distinct groups within the population is often not known a-priori. Therefore, mixture models are often used solely as flexible modelling tools where the components are not necessarily associated with any known or observed quantity of inferential importance. Nonetheless, in the Bayesian mixture framework (see Frühwirth-Schnatter 2006 for a comprehensive review), the data generating process where mixture components represent potential groups present in the population can be specified regardless of whether any information about this quantity is available a-priori or not. By assigning a prior distribution to this quantity, the uncertainty with respect to this variable can be reflected in the model. This fully Bayesian approach to the clustering problem with an unknown number of mixture components was proposed by Richardson & Green (1997). Furthermore, the link between this approach and Bayesian Nonparametric (BNP) mixtures (see, e.g., Lijoi & Prünster 2010) has been recently explored by Miller & Harrison (2018), who coined the term Mixture of Finite Mixtures (MFMs) to refer to the aforementioned approach, and by Frühwirth-Schnatter, Malsiner-Walli & Grün (2021).

In addition, Bayesian methods enable the clear distinction of clusters realised in the sample and those in the population. Specifically, mixture components associated with at least one observation belong to the former category and the latter category consists of components with no observations. This distinction is usually not made in the frequentist framework that utilises maximum likelihood (ML) estimation. Details of the application and estimation of finite mixtures in a ML framework are provided in McLachlan & Peel (2000). Both ML and Bayesian methods are reviewed in Frühwirth-Schnatter, Celeux & Robert (2019).

Although theoretically sound and intuitively straightforward, one major empirical challenge of Bayesian mixture models with an unknown number of components lies in the prior and hyperparameter specification. This ap-

plies to MFM models developed in the area of Bayesian finite mixtures as well as to infinite mixture models originating in the BNP literature. All these models need to be specified with a hyperparameter (with or without a hyperprior) assigned to the prior distribution on the mixture component weights. In addition, for MFM models in particular, a prior on the number of mixture components needs to also be specified. Crucially, these specifications implicitly induce a prior distribution on the partitions of the data. The empirical importance of studying this prior can be easily understood as characteristics of the posterior of the partitions with substantial inferential importance – the number of clusters in the sample and allocation of data to clusters – are directly influenced by this prior.

Hence, this work aims at complementing applied works involving Bayesian mixture models with an unknown number of components by providing methods to quantify the prior distribution on the partitions via “spying” on its probabilistic characteristics. To facilitate this goal, it introduces a way to evaluate moments of certain types of statistics defined on the induced prior on the partitions. Specifically, for three important Bayesian finite and infinite mixture models, we present formulas for the prior on the number of data clusters induced by the prior on the partitions and the first two moments of any symmetric additive functionals defined over the prior partitions. In addition, we derive computationally feasible evaluations of these quantities and provide a reference implementation written in R (R Core Team, 2021) in the package **fipp** (Greve, 2021). The three models in question are the Dirichlet Process Mixture (DPM) model by Ferguson (1973), the MFM model proposed by Miller & Harrison (2018) and its generalisation by Frühwirth-Schnatter, Malsiner-Walli & Grün (2021). These are referred to as the DPM, the static MFM and the dynamic MFM following the naming convention used in Frühwirth-Schnatter, Malsiner-Walli & Grün (2021). To demonstrate the practical relevance of the methodology, a juxtaposition of these two MFM models is made based on their characteristics of the induced prior on the partitions. Additionally, an empirical comparison between these three models under popular prior and hyperparameter settings is also conducted.

This paper is structured as follows: Section 2 reviews the different mixture models considered in this paper for Bayesian cluster analysis. The explicit priors used in Bayesian mixture models which give rise to the aforementioned three models are discussed in Section 3. The main contribution of this work is to facilitate quantification and characterisation of the induced priors on the partitions. Section 4 derives the theoretic results together with computationally feasible algorithms for the calculation. Additionally, it positions the contribution of this work relative to previous works in this area both in theory and in applications. In Section 5, we investigate the differences between

the static and dynamic MFMs using the tools developed in the previous section. In Section 6 we empirically compare the implicit prior distributions for default prior specifications suggested in Bayesian cluster analysis. Section 7 outlines how these prior considerations might be used for prior elicitation in an application, and finally a summary of our findings is provided at the end in Section 8.

2 Mixture models for Bayesian cluster analysis

One useful way to represent certain types of Bayesian mixture models employed in cluster analysis is to formulate them as generative models involving random partitions \mathcal{C} . This is a common approach in the literature of product partition models, see for example Hartigan (1990) and Barry & Hartigan (1992). In general, Bayesian mixture models based on exchangeable random partitions (for detailed coverage of this topic, see Pitman 2006) can be reformulated in this way. All three models (the static and dynamic MFM models and the DPM) considered in this work fall under this category and thus can be written hierarchically, involving random partitions \mathcal{C} .

Consider a partition \mathcal{C} that separates N observations with observed responses $\{\mathbf{y}_1, \dots, \mathbf{y}_N\}$ by grouping the set of indices of the data $[N] := \{1, \dots, N\}$. Such a partition $\mathcal{C} = \{\mathcal{C}_1, \dots, \mathcal{C}_{K_+}\}$ consists of blocks \mathcal{C}_k , $k = 1, \dots, K_+$, where each block \mathcal{C}_k is a non-empty and disjoint subset of $[N]$ whose union is $[N]$. Hence, \mathcal{C}_k is interpreted as a cluster containing the indices of the observations assigned to it. Consequently, $K_+ = |\mathcal{C}|$, the number of blocks in the partition, is interpreted as the number of clusters in the sample of N observations. We refer to these realised clusters as “data clusters” as in Frühwirth-Schnatter, Malsiner-Walli & Grün (2021) from here on. The resulting Bayesian mixture model based on \mathcal{C} has a representation

$$\begin{aligned} \mathcal{C} &\sim p(\mathcal{C}), \\ \boldsymbol{\theta}_k &\sim p(\boldsymbol{\theta}_k), && \text{independently for } k = 1, 2, \dots, \\ \mathbf{y}_i | i \in \mathcal{C}_k, \boldsymbol{\theta}_k &\sim f(\mathbf{y}_i | \boldsymbol{\theta}_k), && \text{independently for } i = 1, \dots, N, \end{aligned} \quad (1)$$

where f is the density function of the distribution the observations are assumed to be drawn from and $\boldsymbol{\theta}_k$ is the set of parameters specific to the density function f of the subgroup k .

In Bayesian cluster analysis, such a partition \mathcal{C} is usually induced by a sequence of random variables, i.e., a vector of categorical variables called class assignment vector $\mathbf{S} = (S_1, \dots, S_N)$. Each element $S_i \in \{1, \dots, K\}$,

$i = 1, \dots, N$, takes one of the K class labels as its realisation with K being the number of components in the mixture distribution. Therefore, clustering arises in a natural way as each block \mathcal{C}_k , $k = 1, \dots, K_+$, within the partition \mathcal{C} is induced by \mathbf{S} by grouping $S_i = S_j$, $i \neq j$ for all i and j in $[N]$, see e.g. Lau & Green (2007). Hence, amongst class labels of S_i ranging from 1 to K , only K_+ unique labels are present in \mathbf{S} which induce $\mathcal{C} = \{\mathcal{C}_1, \dots, \mathcal{C}_{K_+}\}$.

Typically in Bayesian finite mixture models, a K -variate symmetric Dirichlet-Multinomial distribution is considered as a prior on the class assignment vector \mathbf{S} . MFM models considered in this work all use the Dirichlet-Multinomial distribution as a partition generator (for other choices of the prior, see for example Lijoi, Prünster & Rigon 2020). Additionally, in the MFM framework, a prior on K is specified, usually a discrete distribution on \mathbb{N}_+ . Hence, the MFM models considered in this work have the following generative model for the partitions:

$$\begin{aligned} K &\sim p(K), \\ \boldsymbol{\eta}_K | K, \boldsymbol{\gamma}_K &\sim \mathcal{D}_K(\boldsymbol{\gamma}_K), \\ S_i | \boldsymbol{\eta}_K &\sim \mathcal{M}_K(1, \boldsymbol{\eta}_K), \quad \text{for } i = 1, \dots, N, \end{aligned} \tag{2}$$

where $p(K)$ is the aforementioned discrete prior on K . Here, the Dirichlet-Multinomial prior is written hierarchically with the K -variate symmetric Dirichlet prior \mathcal{D}_K on the weight vector $\boldsymbol{\eta}_K = (\eta_1, \dots, \eta_K)$ followed by the K -variate Multinomial prior \mathcal{M}_K on the class assignment vector \mathbf{S} . Crucially, the characteristics of the induced prior on the partitions of this model are determined by the choice of $p(K)$ and the Dirichlet parameter $\boldsymbol{\gamma}_K$ as well as the sample size N .

Finally, conditional on the resulting class assignments \mathbf{S} , the likelihood of each \mathbf{y}_i is evaluated as follows:

$$p(\mathbf{y}_i | S_i = k, \boldsymbol{\theta}_1, \dots, \boldsymbol{\theta}_K) = f(\mathbf{y}_i | \boldsymbol{\theta}_k). \tag{3}$$

The widely known mixture density conditional on the number of mixture components K , the component weight vector $\boldsymbol{\eta}_K$ and the component specific parameter vector $\boldsymbol{\Theta}_K = (\boldsymbol{\theta}_1, \dots, \boldsymbol{\theta}_K)$ is obtained through integrating out the aforementioned class assignments \mathbf{S} :

$$p(\mathbf{y}_i | K, \boldsymbol{\Theta}_K, \boldsymbol{\eta}_K) = \sum_{k=1}^K \eta_k f(\mathbf{y}_i | \boldsymbol{\theta}_k). \tag{4}$$

Note that there is a crucial distinction between K , the number of components in the mixture distribution, and K_+ , the number of clusters in the data (i.e.,

the data clusters). While K is assumed to represent the number of clusters in the population, K_+ can be interpreted as the number of clusters out of the K clusters in the population that generated the data at hand. Therefore, of all K mixture components in Equation (4), only K_+ densities are associated to at least one observation \mathbf{y}_i through \mathcal{S}_i as in Equation (3). Given this definition of K_+ , as the finite-sample characteristics of K , its upper bound is defined as $K_+ \leq \min(K, N)$.

It is evident that the prior on the partitions is not influenced by the choice of the density function f , nor its parameters Θ_K . Since the aim of this work is to quantify the characteristics of the induced prior on the partitions, the focus will exclusively be on the explicit and implicit characteristics of Equation (2) from here on.

3 Explicit prior

The main objective of this study is to characterise the prior on the partitions induced by the model given in Equation (2). Once $p(K)$ and γ_K are specified, the prior distribution on the partitions of $[N]$ is completely determined. In this section, we consider several modelling approaches for clustering previously explored in the literature of Bayesian Finite Mixtures and Bayesian Nonparametrics by focusing solely on their specification of $p(K)$ and γ_K .

3.1 Prior hyperparameter on the weight distribution

Conditional on a given K , a K -variate symmetric Dirichlet distribution $\mathcal{D}_K(\gamma_K)$ on the weights $\boldsymbol{\eta}_K = (\eta_1, \dots, \eta_K)$ is specified by choosing a hyperparameter γ_K . The static and dynamic MFM models coined by Frühwirth-Schnatter, Malsiner-Walli & Grün (2021) refer to two MFM models which differ only in the form of this hyperparameter in the following way:

$$\begin{aligned} \text{static MFM:} \quad & \gamma_K \equiv \gamma, \\ \text{dynamic MFM:} \quad & \gamma_K = \frac{\alpha}{K}. \end{aligned}$$

That is, the Dirichlet parameter γ_K is fixed to a constant γ regardless of K for the static MFM, while that of the dynamic MFM is inversely proportional to K with the specific form of α/K .

The induced prior on the partitions differs considerably across these two specifications, as already noted by McCullagh & Yang (2008). To put it simply, for larger values of K , the Dirichlet parameter γ_K of the dynamic MFM approaches zero, thus preferring a sparse distribution of $\boldsymbol{\eta}_K$. This implies

that the larger K , the more likely it is that K_+ is smaller than K causing an increasing gap between the number of components and data clusters. In fact, the DPM can be considered a limiting case of this dynamic MFM where K is taken to infinity (Green & Richardson, 2001), thus with probability one K_+ is less than K . For this reason, the parameter α in the DPM corresponds to the parameter α in the dynamic MFM. On the other hand, for the static MFM, the difference between K_+ and K depends more heavily on the value of γ .

3.2 Prior on K

For both MFM models, the prior on K is usually given a proper discrete distribution with support on \mathbb{N}_+ to ensure the posterior on K to also be proper (Nobile, 2004). The DPM being a limiting case of the dynamic MFM uses a degenerate prior on K with a point mass on infinity. Some other choices of $p(K)$ previously proposed in the literature we consider in later sections are: the uniform prior on K between 1 and 30 proposed by Richardson & Green (1997), the geometric prior $\text{Geo}(0.1)$ on $K - 1$ suggested in Miller & Harrison (2018) and the beta-negative-binomial prior $\text{BNB}(1, 4, 3)$ on $K - 1$ considered in Frühwirth-Schnatter, Malsiner-Walli & Grün (2021). The uniform prior is an example where the support on $p(K)$ is not on \mathbb{N}_+ , but rather is on a truncated domain. The other two priors share the characteristics of having a monotonically decreasing probability mass function, thus penalising additional components a-priori.

4 Induced prior on the partitions

The model specification for generating partitions outlined in Equation (2) explicitly characterises the number of mixture components K and the class assignments S_i , $i = 1, \dots, N$, as well as the intermediate weight vector $\boldsymbol{\eta}_K$. A partition \mathcal{C} is then induced from the sampled class assignment vector $\boldsymbol{S} = (S_1, \dots, S_N)$. While this way of hierarchically combining well known probability distributions to generate partitions is implementationally straightforward, it masks the actual prior distribution on \mathcal{C} . In other words, Equation (2) is not particularly informative in understanding its finite-sample characteristics conditional on the given N which is the prior distribution on \mathcal{C} . In clustering, however, it is particularly important to understand the finite-sample characteristics of the model as the prior information that directly influences the clustering behaviour are not the latent quantities such as K and $\boldsymbol{\eta}_K$, but rather the realised characteristics of the mixture distribution

such as the partitions. Studying the prior on the partitions can therefore be crucial for many reasons. E.g., one may like to evaluate the informativeness of the induced prior on the partitions relative to the resulting posterior partitions to ensure that proper learning from the data took place. Also, in some applications, one may want to incorporate external information into the prior partitions concerning the “kind” of partitions one is interested in, e.g. regarding the assumed number of clusters K_+ in the data. This information however, cannot be directly embedded in the model as neither $p(K)$ nor γ_K will single-handedly control the prior on the partitions.

Hence, it is of paramount importance to quantify the induced prior on the partitions so as to “spy” on its characteristics. For this reason, this section deals with delineating all the steps and procedures that enable characterisation of the induced prior on the partitions. Specifically, for all three models outlined in Section 3.1, two possibilities to characterise this prior are considered: the prior distribution on K_+ , and the first two prior moments of any symmetric additive functional defined over the partitions conditional on K_+ . Finally, combining these quantities enables determining the prior moments of these functionals unconditional on K_+ .

Characterisation of the probability distribution on the partitions is an arduous task due to its combinatorial construction. Gnedin (2010) mentions the use of expectations of symmetric statistics computed over the exchangeable frequency vector (i.e., the normalised block sizes). This relates to the first moment of the symmetric additive functionals unconditional on K_+ that this paper introduces as one of the descriptive statistics for the characterisation of the prior on the partitions. In addition, this paper also considers a way to quantify the variability of these functionals via the corresponding variance and also derives a way to compute these quantities efficiently and provides a reference implementation in the R package **fipp**.

Note that the R package **AntMAN** (Ong et al., 2021) also allows the evaluation of the prior on K_+ for the static MFM. However, **fipp** offers more comprehensive tools for the characterisation of the prior on the partitions for the DPM and the static and dynamic MFM models. In particular, package **fipp** also provides the capacity to evaluate the prior expectation and variance of any symmetric additive functional defined over the partitions.

4.1 The induced EPPF

The induced prior on the partitions is available for all three modelling approaches: the DPM, the static MFM and the dynamic MFM. All these priors are symmetric functions of the data cluster sizes $\{|\mathcal{C}_1|, \dots, |\mathcal{C}_k|\}$ for $K_+ = k$ and hence, $p(\mathcal{C}|N, \gamma)$ with $\gamma = \{\gamma_K\}$ is an exchangeable partition probability

function (EPPF) in the sense of Pitman (1995) and defines an exchangeable random partition of the N data points for all three classes of mixture models.

For a DPM with concentration parameter α , the EPPF on a partition $\mathcal{C} = \{\mathcal{C}_1, \dots, \mathcal{C}_k\}$ with $K_+ = k$ is given as the following Ewens distribution:

$$p(\mathcal{C}|N, \alpha) = \frac{\alpha^k \Gamma(\alpha)}{\Gamma(\alpha + N)} \prod_{j=1}^k \Gamma(|\mathcal{C}_j|),$$

Similarly, for a static MFM with $\gamma_K \equiv \gamma$ and thus conditional only to γ rather than the sequence $\boldsymbol{\gamma}$, the EPPF of the same \mathcal{C} is given in Miller & Harrison (2018) as follows:

$$p(\mathcal{C}|N, \gamma) = V_{N,k}^\gamma \prod_{j=1}^k \frac{\Gamma(|\mathcal{C}_j| + \gamma)}{\Gamma(\gamma)},$$

$$V_{N,k}^\gamma = \sum_{K=k}^{\infty} p(K) \frac{K!}{(K-k)!} \frac{\Gamma(\gamma K)}{\Gamma(\gamma K + N)},$$

as proven earlier by Gnedin & Pitman (2006) in the BNP literature. $V_{N,k}^\gamma$ (related to the V -weights $\tilde{V}_{N,k}^\gamma$ in Gnedin & Pitman 2006 through the normalisation $\tilde{V}_{N,k}^\gamma = \gamma^k V_{N,k}^\gamma$) is associated to the across block characteristics of the partition \mathcal{C} such as k and N , as well as the hyperparameter γ and the prior $p(K)$. This quantity can be computed recursively using Miller & Harrison (2018, Proposition 3.2).¹ For $k = 1, 2, \dots$:

$$V_{N+1,k+1}^\gamma = \frac{1}{\gamma} V_{N,k}^\gamma - \left(\frac{N}{\gamma} + k \right) V_{N+1,k}^\gamma, \quad V_{N,0}^\gamma = \sum_{K=1}^{\infty} \frac{\Gamma(\gamma K)}{\Gamma(\gamma K + N)} p(K).$$

A generalisation of the above result is given in Frühwirth-Schnatter, Malsiner-Walli & Grün (2021). Specifically, they consider an arbitrary sequence $\boldsymbol{\gamma} = \{\gamma_K\}$ for $K = 1, \dots, \infty$ assuming the prior on K has support on \mathbb{N}_+ . They refer to the MFM model with such an arbitrary sequence $\boldsymbol{\gamma}$ as the *generalised MFM* model. Thus the generalised EPPF of the same \mathcal{C} is

¹Note the following change of notation: $V_{N,k}^\gamma \equiv V_n(t)$ in Miller & Harrison (2018).

written as follows:

$$p(\mathcal{C}|N, \gamma) = \sum_{K=k}^{\infty} p(K) p(\mathcal{C}|N, K, \gamma_K), \quad (5)$$

$$p(\mathcal{C}|N, K, \gamma_K) = V_{N,k}^{K, \gamma_K} \prod_{j=1}^k \frac{\Gamma(|\mathcal{C}_j| + \gamma_K)}{\Gamma(\gamma_K)}, \quad (6)$$

$$V_{N,k}^{K, \gamma_K} = \frac{\Gamma(\gamma_K K) K!}{\Gamma(\gamma_K K + N) (K - k)!}. \quad (7)$$

For the generalised MFM, the V -weight also depends on K as evident from Equation (7). The explicit form of the EPPF for the dynamic MFM is obtained by setting $\gamma_K = \alpha/K$.

4.2 The induced prior on the number of data clusters K_+

The prior $p(K_+|N, \gamma)$ on the number of data clusters K_+ , where the uncertainty with respect to K is integrated out and one accounts for the specification of $\gamma = \{\gamma_K\}$ and the sample size N , could be derived from the EPPF given in Equation (5) by summing over all partitions \mathcal{C} with $K_+ = k$ data clusters across all $k = 1, \dots, N$. A naive approach would be to sum over the set of all partitions of $[N]$ with $K_+ = k$ clusters for all k which amounts to a computation in the order of the N -th Bell number B_N (for details, see Appendix 8).

An alternative approach to obtain $p(K_+|N, \gamma)$ is suggested in Frühwirth-Schnatter, Malsiner-Walli & Grün (2021, Theorem 3.1). They base the derivation on the prior $p(N_1, \dots, N_{K_+}|N, \gamma)$ using (N_1, \dots, N_{K_+}) which they call *labelled* data cluster sizes where cluster sizes are arranged in some exchangeable random order resulting in labels $\{1, \dots, K_+\}$ being attached to the K_+ data clusters in \mathcal{C} as $|\mathcal{C}_j| = N_j, j = 1, \dots, K_+$. By this operation, all class assignment vectors \mathbf{S} equivalent under the exchangeability are mapped into a set partition $\mathcal{C} = \{\mathcal{C}_1, \dots, \mathcal{C}_{K_+}\}$ by $\binom{K}{K_+} K_+!$ -to-one mapping while \mathbf{S} to (N_1, \dots, N_{K_+}) is $\binom{K}{K_+} \binom{N}{N_1 N_2 \dots N_{K_+}}$ -to-one. Hence, the multiplicity of (N_1, \dots, N_{K_+}) relative to \mathcal{C} is $\frac{1}{K_+!} \binom{N}{N_1 N_2 \dots N_{K_+}}$ resulting in the EPPF on the labelled data cluster sizes as given by:

$$p(N_1, \dots, N_{K_+}|N, K, \gamma) = \frac{N!}{K_+! \Gamma(\gamma_K)^{K_+}} \prod_{j=1}^{K_+} \frac{\Gamma(N_j + \gamma_K)}{\Gamma(N_j + 1)}.$$

Marginalising out K leads to:

$$p(N_1, \dots, N_{K_+} | N, \gamma) = \frac{N!}{K_+!} \sum_{K=K_+}^{\infty} p(K) \frac{V_{N, K_+}^{K, \gamma_K}}{\Gamma(\gamma_K)^{K_+}} \prod_{j=1}^{K_+} \frac{\Gamma(N_j + \gamma_K)}{\Gamma(N_j + 1)},$$

Then, summing up the probabilities of all labelled data cluster sizes (N_1, \dots, N_k) with $K_+ = k$ amounts to computing $P(K_+ = k | N, \gamma)$. Thus, we have:

$$P(K_+ = k | N, \gamma) = \frac{N!}{k!} \sum_{K=k}^{\infty} p(K) \frac{V_{N, k}^{K, \gamma_K}}{\Gamma(\gamma_K)^k} C_{N, k}^{K, \gamma_K}, \quad (8)$$

$$C_{N, k}^{K, \gamma_K} = \sum_{\substack{N_1, \dots, N_k > 0 \\ N_1 + \dots + N_k = N}} \prod_{j=1}^k \frac{\Gamma(N_j + \gamma_K)}{\Gamma(N_j + 1)}. \quad (9)$$

where the term $C_{N, k}^{K, \gamma_K}$ sums over all possible labelled data cluster sizes (N_1, \dots, N_k) . As shown in Frühwirth-Schnatter, Malsiner-Walli & Grün (2021, Algorithm 1), $C_{N, k}^{K, \gamma_K}$ can be determined recursively (see also Algorithm 1 in Appendix 8). For a static MFM, $C_{N, k}^{K, \gamma_K} \equiv C_{N, k}^{\gamma}$ is independent of K and can be obtained in a single recursion from Equation (21) in Appendix 8. For a DPM, $w_n = 1/n$ is used in recursion (21) in Appendix 8 to obtain $C_{N, k}^{\infty}$.

In principle, to determine the prior on the number of data clusters K_+ , an infinite sum over K has to be computed. Practically, a maximum value for K is set to determine the prior. The missing mass is reflected by the prior on the number of data clusters K_+ not having a total mass of 1. Thus the total mass of the truncated prior covered can be used to check the suitability of the selected maximum value of K . If the mass of the truncated prior is assessed to be not sufficiently close to 1, the maximum value may be increased for a better approximation.

4.3 The induced prior on the partitions based on the labelled data cluster sizes

The prior $p(K_+ | N, \gamma)$ shown in Section 4.2 can be considered a facet of the induced prior on the partitions \mathcal{C} that only concerns the number of blocks within each \mathcal{C} (which corresponds to the number of data clusters K_+ as explained in Section 2) while ignoring other characteristics. A generalisation of this approach is to consider a distribution of functionals defined over the induced prior on the partitions \mathcal{C} . However, unlike the special case

$p(K_+|N, \gamma)$, most functionals do not allow for easy derivation of such a distribution. Nevertheless, moments of some functionals with certain characteristics can be computed over the induced prior on the partitions conditional on the number of data clusters K_+ . Specifically, we consider functionals defined over the labelled data cluster sizes (N_1, \dots, N_{K_+}) which are symmetric and given as additive sums of functions of the single data cluster size N_j over all $j = 1, \dots, K_+$. For these functionals we show that at least the first two moments can be easily derived and evaluated efficiently conditional on $K_+ = k$:

$$\Psi(N_1, \dots, N_k) = \sum_{j=1}^k \psi(N_j).$$

Relatedly, the aforementioned Gnedin (2010) considers an approach to compute expected values of the same statistics defined over the exchangeable frequency vector without conditioning on K_+ . However, combined with the distribution on K_+ derived in Section 4.2, the first two conditional moments we derive can also trivially be made unconditional on K_+ .

For all three models considered in this work, the subsequent Section 4.3.1 introduces the prior on the labelled data cluster sizes (N_1, \dots, N_k) conditional on $K_+ = k$. This distribution is marginalised in Section 4.3.2 to obtain the conditional distribution on N_j for all $j = 1, \dots, k$ which is then used in Section 4.3.3 to evaluate the expectation of $\psi(N_j)$ and $\psi(N_j)\psi(N_l)$, $j \neq l$ for all $j, l = 1, \dots, k$. Based on these quantities, Section 4.3.4 derives the prior mean and variance of $\Psi(N_1, \dots, N_k)$ conditional on $K_+ = k$. Furthermore, several functionals of empirical relevance are introduced as examples of symmetric additive statistics $\Psi(N_1, \dots, N_{K_+})$. Finally, in Section 4.3.5 the prior mean and variance conditional on K_+ are combined with the prior distribution on K_+ to marginalise out K_+ . In this way, we show that the first two moments of symmetric additive functionals defined over the labelled data cluster sizes can be computed unconditional on K_+ and in fact be evaluated rather efficiently in terms of computation by utilising recursion.

4.3.1 The induced conditional prior on the labelled data cluster sizes

The prior distribution $p(N_1, \dots, N_{K_+}|N, \gamma)$ of the labelled data cluster sizes is defined over *all possible compositions of N* , with K_+ being a random number taking a value $K_+ = 1, \dots, N$. As pointed out by Green & Richardson (2001), it is also interesting to consider the induced prior distribution over the labelled data clusters sizes for a given number of data clusters $K_+ = k$.

This leads to the *conditional* prior on the labelled data cluster sizes for a given number of data clusters $K_+ = k$ which is defined as:

$$p(N_1, \dots, N_k | N, K_+ = k, \gamma) = \frac{p(N_1, \dots, N_k | N, \gamma)}{P(K_+ = k | N, \gamma)},$$

where $P(K_+ = k | N, \gamma)$ is the prior on the number of data clusters. Miller & Harrison (2018) provide this conditional prior for the DPM and derive it for the static MFM. In addition Frühwirth-Schnatter, Malsiner-Walli & Grün (2021) also discuss this conditional prior for the dynamic MFM. For the DPM, this prior is independent of α :

$$p(N_1, \dots, N_k | N, K_+ = k) = \frac{1}{C_{N,k}^\infty} \prod_{j=1}^k \frac{1}{N_j}.$$

For the static MFM, this prior depends on γ , but is independent of $p(K)$:

$$p(N_1, \dots, N_k | N, K_+ = k, \gamma) = \frac{1}{C_{N,k}^\gamma} \prod_{j=1}^k \frac{\Gamma(N_j + \gamma)}{\Gamma(N_j + 1)}.$$

For the dynamic MFM, this prior depends on α as well as on the prior $p(K)$:

$$p(N_1, \dots, N_k | N, K_+ = k, \alpha) = \sum_{K=k}^{\infty} w_{N,k}^{K,\alpha} \prod_{j=1}^k \frac{\Gamma(N_j + \frac{\alpha}{K})}{\Gamma(N_j + 1)},$$

where

$$w_{N,k}^{K,\alpha} = \frac{\check{w}_{N,k}^{K,\alpha}}{\sum_{K=k}^{\infty} \check{w}_{N,k}^{K,\alpha} C_{N,k}^{K,\alpha}}, \quad \check{w}_{N,k}^{K,\alpha} = \frac{p(K)K!}{(K-k)!K^k\Gamma(1 + \frac{\alpha}{K})^k}. \quad (10)$$

These results suggest that the dynamic MFM has an increased flexibility with respect to the prior on the partitions compared to the static MFM and the DPM. Empirical differences to the dynamic MFM when varying the prior on K are investigated in Section 5.

4.3.2 Marginalising the prior on the labelled data cluster sizes

The marginal conditional density $P(N_j = n | N, K_+ = k, \gamma)$ is the same for all $j = 1, \dots, k$. In the following, we obtain without loss of generality $P(N_k = n | N, K_+ = k, \gamma)$ from $p(N_1, \dots, N_k | N, \gamma)$, by summing over all partitions where the size of data cluster k is equal to n , i.e., $N_k = n$, with $n = 1, \dots, N -$

$k+1$ and the remaining data cluster sizes sum up to $N-n$, i.e., $N_1 + \dots + N_{k-1} = N - n$:

$$P(N_k = n | N, K_+ = k, \gamma) = \frac{P(N_k = n | N, \gamma)}{P(K_+ = k | N, \gamma)}$$

$$\frac{N!}{k! P(K_+ = k | N, \gamma)} \sum_{K=k}^{\infty} p(K) \frac{V_{N,k}^{K, \gamma_K}}{\Gamma(\gamma_K)^k} \frac{\Gamma(n + \gamma_K)}{\Gamma(n + 1)} \sum_{\substack{N_1, \dots, N_{k-1} > 0 \\ N_1 + \dots + N_{k-1} = N - n}} \prod_{j=1}^{k-1} \frac{\Gamma(N_j + \gamma_K)}{\Gamma(N_j + 1)}.$$

Using the definition of $C_{N,k}^{K, \gamma_K}$ in Equation (9), we obtain for $n = 1, \dots, N - k + 1$:

$$P(N_k = n | N, K_+ = k, \gamma) = \frac{\sum_{K=k}^{\infty} p(K) \frac{V_{N,k}^{K, \gamma_K}}{\Gamma(\gamma_K)^k} \frac{\Gamma(n + \gamma_K)}{\Gamma(n + 1)} C_{N-n, k-1}^{K, \gamma_K}}{\sum_{K=k}^{\infty} p(K) \frac{V_{N,k}^{K, \gamma_K}}{\Gamma(\gamma_K)^k} C_{N,k}^{K, \gamma_K}}.$$

Therefore, the marginal prior can be expressed for $n = 1, \dots, N - k + 1$ and $j = 1, \dots, k$ as,

$$P(N_j = n | N, K_+ = k, \gamma) = \sum_{K=k}^{\infty} w_{N,k}^{K, \gamma_K} \frac{\Gamma(n + \gamma_K)}{\Gamma(n + 1)} C_{N-n, k-1}^{K, \gamma_K}, \quad (11)$$

where

$$w_{N,k}^{K, \gamma_K} = \frac{\tilde{w}_{N,k}^{K, \gamma_K}}{\sum_{K=k}^{\infty} \tilde{w}_{N,k}^{K, \gamma_K} C_{N,k}^{K, \gamma_K}},$$

$$\tilde{w}_{N,k}^{K, \gamma_K} = \frac{p(K) V_{N,k}^{K, \gamma_K}}{\Gamma(\gamma_K)^k} = \frac{p(K) (\gamma_K)^k \Gamma(\gamma_K K) K!}{\Gamma(1 + \gamma_K)^k \Gamma(\gamma_K K + N) (K - k)!}.$$

For the DPM, this simplifies to

$$P(N_j = n | N, K_+ = k) = \frac{1}{n C_{N,k}^{\infty}} \sum_{\substack{N_1, \dots, N_{k-1} > 0 \\ N_1 + \dots + N_{k-1} = N - n}} \prod_{j=1}^{k-1} \frac{1}{N_j} = \frac{C_{N-n, k-1}^{\infty}}{n C_{N,k}^{\infty}}.$$

For the static MFM, this prior is given by

$$P(N_j = n | N, K_+ = k, \gamma) = \frac{\Gamma(n + \gamma)}{\Gamma(n + 1) C_{N,k}^{\gamma}} \sum_{\substack{N_1, \dots, N_{k-1} > 0 \\ N_1 + \dots + N_{k-1} = N - n}} \prod_{j=1}^{k-1} \frac{\Gamma(N_j + \gamma)}{\Gamma(N_j + 1)}$$

$$= \frac{\Gamma(n + \gamma)}{\Gamma(n + 1)} \frac{C_{N-n, k-1}^{\gamma}}{C_{N,k}^{\gamma}}.$$

For the dynamic MFM, this is equal to

$$P(N_j = n|N, K_+ = k, \alpha) = \sum_{K=k}^{\infty} w_{N,k}^{K,\alpha} \frac{\Gamma(n + \frac{\alpha}{K})}{\Gamma(n+1)} C_{N-n,k-1}^{K,\alpha},$$

where $w_{N,k}^{K,\alpha}$ is the same as in (10).² Compared to the prior on the number of data clusters K_+ , this implies that for the dynamic MFM, for each specific number of data clusters k , $C_{N-n,k-1}^{K,\gamma_K}$ does not only need to be determined depending on K , but also for $N-n$ with $n = 1, \dots, N-k+1$. For $w_{N,k}^{K,\gamma_K}$, $C_{N,k}^{K,\gamma_K}$ also needs to be determined. In the case of the static MFM and the DPM, the computation is less involved as $C_{\tilde{n},k-1}^{K,\gamma_K}$, $\tilde{n} = k-1, \dots, N-1$, and $C_{N,k}^{K,\gamma_K}$ do not depend on K .

4.3.3 Computing conditional prior means for functions of a single or two data cluster sizes

The computation of the prior expectation $\mathbb{E}(\psi(N_j)|N, K_+ = k, \gamma)$ of any function $\psi(N_j)$ with respect to the conditional prior on the labelled data cluster sizes is straightforward, given the marginal prior $P(N_j = n|N, K_+ = k, \gamma)$ derived in Equation (11):

$$\begin{aligned} \mathbb{E}(\psi(N_j)|N, K_+ = k, \gamma) &= \sum_{n=1}^{N-k+1} \psi(n) P(N_j = n|N, K_+ = k, \gamma) \\ &= \sum_{K=k}^{\infty} w_{N,k}^{K,\gamma_K} \sum_{n=1}^{N-k+1} \psi(n) \frac{\Gamma(n + \gamma_K)}{\Gamma(n+1)} C_{N-n,k-1}^{K,\gamma_K}. \end{aligned} \quad (12)$$

Note that $\mathbb{E}(\psi(N_j)|N, K_+ = k, \gamma)$ is the same for all $j = 1, \dots, k$.

The sequence $C_{N-n,k-1}^{K,\gamma_K}$, $n = 1, \dots, N-k+1$ results for each K as a byproduct of recursion (21) in Algorithm 1 in Appendix 8, since

$$\mathbf{c}_{K,k-1} = \left(C_{N,k-1}^{K,\gamma_K}, C_{N-1,k-1}^{K,\gamma_K}, C_{N-2,k-2}^{K,\gamma_K}, \dots, C_{k-1,k-1}^{K,\gamma_K} \right)^\top.$$

Hence, the recursion in Algorithm 1 in Appendix 8 can be applied for each K to determine $\mathbf{c}_{K,k-1}$. Removing the first element of $\mathbf{c}_{K,k-1}$ yields then the $(N-k+1)$ -dimensional vector $\tilde{\mathbf{c}}_{K,k-1} = (C_{N-1,k-1}^{K,\gamma_K}, \dots, C_{k-1,k-1}^{K,\gamma_K})^\top$.

²Note that $\tilde{w}_{N,k}^{K,\alpha} = \frac{\alpha^k \Gamma(\alpha)}{\Gamma(\alpha+N)} \check{w}_{N,k}^{K,\alpha}$ and the first factor cancels when normalising $\tilde{w}_{N,k}^{K,\alpha}$ to obtain $w_{N,k}^{K,\alpha}$.

$\mathbb{E}(\psi(N_1)|N, K_+ = k, \gamma)$ is thus computed efficiently using:

$$\mathbb{E}(\psi(N_1)|N, K_+ = k, \gamma) = \sum_{K=k}^{\infty} w_{N,k}^{K,\gamma_K} \tilde{\mathbf{c}}_{K,k-1}^\top \mathbf{a}_k, \quad (13)$$

where \mathbf{a}_k is an $(N - k + 1)$ -dimensional vector defined in Equation (15) with $a_n = \tilde{\psi}(n)$ and

$$\tilde{\psi}(x) = \frac{\psi(x)\Gamma(x + \gamma_K)}{\Gamma(x + 1)}. \quad (14)$$

Next, we investigate how to determine the expectation $\mathbb{E}(\psi(N_j)\psi(N_\ell)|N, K_+ = k, \gamma)$ for $j \neq \ell$. For $k = 2$, we can use that $N_2 = N - N_1$, hence

$$\psi(N_1)\psi(N_2) = N_1(\log N_1)N_2(\log N_2) = N_1(N - N_1) \log N_1 \log(N - N_1)$$

depends only on N_1 and Equation (12) can be used to compute $\mathbb{E}(\psi(N_1)\psi(N_2)|N, K_+ = 2, \gamma)$.

For $k \geq 3$, the bivariate marginal prior $p(N_1, N_2|N, K_+ = k, \gamma)$ is given for all pairs $\{(N_1, N_2) : 2 \leq N_1 + N_2 \leq N - k + 2\}$ by:

$$p(N_1, N_2|N, K_+ = k, \gamma) = \sum_{K=k}^{\infty} w_{N,k}^{K,\gamma_K} \left[\prod_{j=1}^2 \frac{\Gamma(N_j + \gamma_K)}{\Gamma(N_j + 1)} \right] C_{N-N_1-N_2, k-2}^{K,\gamma_K}$$

where $w_{N,k}^{K,\gamma_K}$ are the same weights as in Equation (11). In principle, $\mathbb{E}(\psi(N_1)\psi(N_2)|N, K_+ = k, \gamma)$ is obtained by summing $p(N_1, N_2|N, K_+ = k, \gamma)$ over all possible pairs (N_1, N_2) :

$$\begin{aligned} \mathbb{E}(\psi(N_1)\psi(N_2)|N, K_+ = k, \gamma) = \\ \sum_{K=k}^{\infty} w_{N,k}^{K,\gamma_K} \sum_{n_1=1}^{N-k+1} \sum_{n_2=1}^{N-n_1-k+2} \prod_{j=1}^2 \frac{\psi(n_j)\Gamma(n_j + \gamma_K)}{\Gamma(n_j + 1)} C_{N-n_1-n_2, k-2}^{K,\gamma_K}. \end{aligned}$$

It is convenient to arrange the enumeration such that one sums over $n = n_1 + n_2$:

$$\mathbb{E}(\psi(N_1)\psi(N_2)|N, K_+ = k, \gamma) = \sum_{K=k}^{\infty} w_{N,k}^{K,\gamma_K} \sum_{n=2}^{N-k+2} C_{N-n, k-2}^{K,\gamma_K} \sum_{m=1}^{n-1} \tilde{\psi}(m)\tilde{\psi}(n-m),$$

where again $\tilde{\psi}(x)$ is as defined in Equation (14).

The sequence of inner sums $\sum_{m=1}^{n-1} \tilde{\psi}(m)\tilde{\psi}(n-m)$ for $n = 2, \dots, N-k+2$ corresponds to the vector resulting from multiplying the matrix \mathbf{A}_k with the vector \mathbf{a}_k where \mathbf{A}_k is a $(N-k+1) \times (N-k+1)$ lower triangular Toeplitz matrix and \mathbf{a}_k is the $(N-k+1)$ -dimensional vector defined as

$$\mathbf{A}_k = \begin{pmatrix} a_1 & & & & \\ a_2 & a_1 & & & \\ \vdots & \ddots & \ddots & & \\ a_{N-k} & & a_2 & a_1 & \\ a_{N-k+1} & \ddots & \ddots & a_2 & a_1 \end{pmatrix}, \quad \mathbf{a}_k = \begin{pmatrix} a_1 \\ \vdots \\ a_{N-k+1} \end{pmatrix}, \quad (15)$$

where $a_n = \tilde{\psi}(n)$. The sequence $C_{N-n, k-2}^{K, \gamma_K}, n = 2, \dots, N-k+2$ results for each K as a byproduct of recursion (21) in Algorithm 1 in Appendix 8, since

$$\mathbf{c}_{K, k-2} = \left(C_{N, k-2}^{K, \gamma_K}, C_{N-1, k-2}^{K, \gamma_K}, C_{N-2, k-2}^{K, \gamma_K}, \dots, C_{k-2, k-2}^{K, \gamma_K} \right)^\top.$$

Hence, the recursion in Algorithm 1 in Appendix 8 is applied for each K to determine $\mathbf{c}_{K, k-2}$. Removing the first two elements of $\mathbf{c}_{K, k-2}$ yields then the $(N-k+1)$ -dimensional vector $\check{\mathbf{c}}_{K, k-2} = (C_{N-2, k-2}^{K, \gamma_K}, \dots, C_{k-2, k-2}^{K, \gamma_K})^\top$. $\mathbb{E}(\psi(N_1)\psi(N_2)|N, K_+ = k, \gamma)$ is computed efficiently using:

$$\mathbb{E}(\psi(N_1)\psi(N_2)|N, K_+ = k, \gamma) = \sum_{K=k}^{\infty} w_{N, k}^{K, \gamma_K} \check{\mathbf{c}}_{K, k-2}^\top \mathbf{A}_k \mathbf{a}_k. \quad (16)$$

Again $\mathbb{E}(\psi(N_j)\psi(N_\ell)|N, K_+ = k, \gamma)$, is the same for all $j, \ell = 1, \dots, k, j \neq \ell$ and thus given by Equation (16).

4.3.4 Computing the prior mean and variance of the functionals conditional on K_+

With Equations (13) and (16), the first two moments of $\Psi(N_1, \dots, N_k)$ conditional on $K_+ = k$ can be calculated efficiently. In the following, we derive the conditional mean and variance of Ψ written in terms of quantities derived in Section 4.3.3. Additionally, two empirically relevant examples for functionals Ψ which allow to characterise the prior on the partitions are introduced. One of the examples is the relative entropy suggested by Green & Richardson (2001) and the other is the number of singletons in the partitions. In Sections 5 and 6, these two functionals are evaluated for all three Bayesian mixture models with various prior settings.

The prior mean and variance of $\Psi(N_1, \dots, N_k)$ conditional on $K_+ = k$ as well as N and γ are given by

$$\mathbb{E}(\Psi(N_1, \dots, N_k)|N, K_+ = k, \gamma) = k\mathbb{E}(\psi(N_j)|N, K_+ = k, \gamma), \quad (17)$$

$$\begin{aligned} \mathbb{V}(\Psi(N_1, \dots, N_k)|N, K_+ = k, \gamma) &= k\mathbb{E}(\psi(N_j)^2|N, K_+ = k, \gamma) + \\ &k(k-1)\mathbb{E}(\psi(N_j)\psi(N_\ell)|N, K_+ = k, \gamma) - k^2(\mathbb{E}(\psi(N_j)|N, K_+ = k, \gamma))^2, \end{aligned} \quad (18)$$

with $j \neq \ell$.

The expectation in Equation (17) and all expectations in Equation (18) involving a single data cluster size N_j are evaluated efficiently with Equation (13) while $\mathbb{E}(\psi(N_j)\psi(N_\ell)|N, K_+ = k, \gamma)$ is computed using Equation (16).

Relative entropy. The relative entropy in a partition with a fixed number k of data clusters is defined as

$$\mathcal{E}(N_1, \dots, N_k)/\log k = -\frac{1}{\log k} \sum_{j=1}^k \frac{N_j}{N} \log \frac{N_j}{N} = -\frac{1}{N \log k} \sum_{j=1}^k N_j \log N_j + \frac{\log N}{\log k}.$$

Regardless of k , the relative entropy takes values in $(0, 1]$ with values close to 1 indicating similarly large data cluster sizes N_1, \dots, N_k . For the most balanced clustering where all N_j , $j = 1, \dots, k$ are equal, the relative entropy is exactly equal to 1. Higher prior mean values indicate that a-priori more balanced partitions are induced, while larger prior variance or standard deviation values indicate that the prior partition distribution is more flexible.

The calculation of the relative entropy is based on the functional $\psi(N_j) = N_j \log N_j$. The prior expectation of the relative entropy is equal to $\mathbb{E}_{\mathcal{E},k} = \mathbb{E}(\mathcal{E}(N_1, \dots, N_k)|N, K_+ = k, \gamma)/\log k$ with

$$\mathbb{E}(\mathcal{E}(N_1, \dots, N_k)|N, K_+ = k, \gamma) = \log N - \frac{k}{N} \mathbb{E}(N_j \log N_j|N, K_+ = k, \gamma).$$

The prior variance of the relative entropy is equal to $\mathbb{V}_{\mathcal{E},k} = \mathbb{V}(\mathcal{E}(N_1, \dots, N_k)|N, K_+ = k, \gamma)/(\log k)^2$ with

$$\begin{aligned} \mathbb{V}(\mathcal{E}(N_1, \dots, N_k)|N, K_+ = k, \gamma) &= \frac{1}{N^2} \left(k\mathbb{E}(N_j^2(\log N_j)^2|N, K_+ = k, \gamma) + \right. \\ &k(k-1)\mathbb{E}(N_j(\log N_j)N_\ell(\log N_\ell)|N, K_+ = k, \gamma) - \\ &\left. k^2(\mathbb{E}(N_j \log N_j|N, K_+ = k, \gamma))^2 \right), \end{aligned}$$

where $j \neq \ell$.

Number of singletons. The calculation of the number of singletons is based on the functional $\psi(N_j) = \mathbb{1}_{\{N_j=1\}}$, where $\mathbb{1}$ is the indicator function. The prior mean and variance are straightforward to calculate by plugging the functional into Equations (17) and (18).

4.3.5 Computing the prior mean and variance of the functionals unconditional on K_+

With the distribution of $p(K_+|N, \gamma)$ derived in Section 4.2 coupled with the first two moments of symmetric additive functionals conditional on K_+ shown in Section 4.3.4, we are now ready to marginalise out K_+ to obtain the first two moments of symmetric additive functionals unconditional on K_+ .

By the law of total expectation, the prior mean of $\Psi(N_1, \dots, N_{K_+})$ unconditional on K_+ can be computed trivially combining $\mathbb{E}_k \equiv \mathbb{E}(\Psi(N_1, \dots, N_k)|N, K_+ = k, \gamma)$ derived in Equation (17) and $P(K_+ = k|N, \gamma)$ derived in Equation (8) as follows:

$$\mathbb{E}(\Psi(N_1, \dots, N_{K_+})|N, \gamma) = \sum_{k=1}^N \mathbb{E}_k P(K_+ = k|N, \gamma). \quad (19)$$

Following the same line of reasoning, by the law of total variance, the prior variance of $\Psi(N_1, \dots, N_{K_+})$ unconditional on K_+ can be obtained from Equations (18) and (8) as follows:

$$\begin{aligned} \mathbb{V}(\Psi(N_1, \dots, N_{K_+})|N, \gamma) &= \sum_{k=1}^{N-1} \mathbb{V}_k P(K_+ = k|N, \gamma) + \\ &\sum_{k=1}^N \mathbb{E}_k P(K_+ = k|N, \gamma) (1 - P(K_+ = k|N, \gamma)) - \\ &2 \sum_{k=2}^{N-1} \sum_{k'=1}^{k-1} \mathbb{E}_k \mathbb{E}_{k'} P(K_+ = k|N, \gamma) P(K_+ = k'|N, \gamma), \quad (20) \end{aligned}$$

where $\mathbb{V}_k \equiv \mathbb{V}(\Psi(N_1, \dots, N_k)|N, K_+ = k, \gamma)$ and the sum is taken over $k = 1$ to $N - 1$ in the variance term of Equation (20) since the variance of any functional is trivially 0 for $k = N$, because there exists only one partition which separates N data points into N groups.

For example, if one wants to compute the prior mean and variance of the relative entropy unconditional on $K_+ = k$, \mathbb{E}_k can be set to $\mathbb{E}_{\mathcal{E},k}/\log(k)$ introduced in the previous section and similarly \mathbb{V}_k can be set to $\mathbb{V}_{\mathcal{E},k}/(\log k)^2$.

5 Empirical inspection of the induced priors

This section serves as a demonstration of the proposed methodology where the static and dynamic MFMs with respect to various aspects of their induced prior on the partitions are compared utilising all the tools introduced in Section 4. The DPM is not included in this comparison as it assumes infinitely many clusters in the population as opposed to MFM models with a finite but unknown number of clusters K in the population. The comparison specifically involves the prior on the number of data clusters K_+ and the prior moments of several functionals computed over the partitions for these two MFM models. These implicit finite-sample characteristics are induced by three data and model specifications: the sample size N , the prior on the number of clusters in the population $p(K)$ and the hyperparameter of the prior component weight distribution γ or α depending on the type of the MFM.

In the following, we systematically compare these induced priors by considering several different priors on K : a uniform distribution on $[1, 30]$ (Richardson & Green, 1997) for K , the geometric distribution $\text{Geo}(0.1)$ for $K - 1$ (Miller & Harrison, 2018) and the beta-negative-binomial distribution $\text{BNB}(1, 4, 3)$ for $K - 1$ (Frühwirth-Schnatter, Malsiner-Walli & Grün, 2021). The sample size is fixed to $N = 100$ across all comparisons considered in this section.

5.1 Comparing the prior on the number of data clusters K_+

To begin with, the prior distribution on K_+ is compared between the static and dynamic MFMs. However, when comparing the prior on K_+ between the two MFM models, the incomparability of the Dirichlet parameter γ and α obstructs a direct comparison if those are fixed to the same value. For this reason, moment matching with respect to their prior mean of K_+ is done twice: on the one hand, α of the dynamic MFM is chosen to match the static MFM with $\gamma = 1$, and on the other hand, γ of the static MFM is matched to the dynamic MFM with $\alpha = 1$. The former results are presented in Figure 1 and the latter in Figure 2.

Figure 1 indicates that no perceivable differences in the distribution of K_+ (black bars) can be seen between the static MFM in the top row and the dynamic MFM in the bottom row within the same column, where each column represents a different prior on K . Under this setting, the prior on K_+ traces the prior on K to a certain extent for all cases. On the other hand, in Figure 2, the static and dynamic MFM models differ greatly in their priors

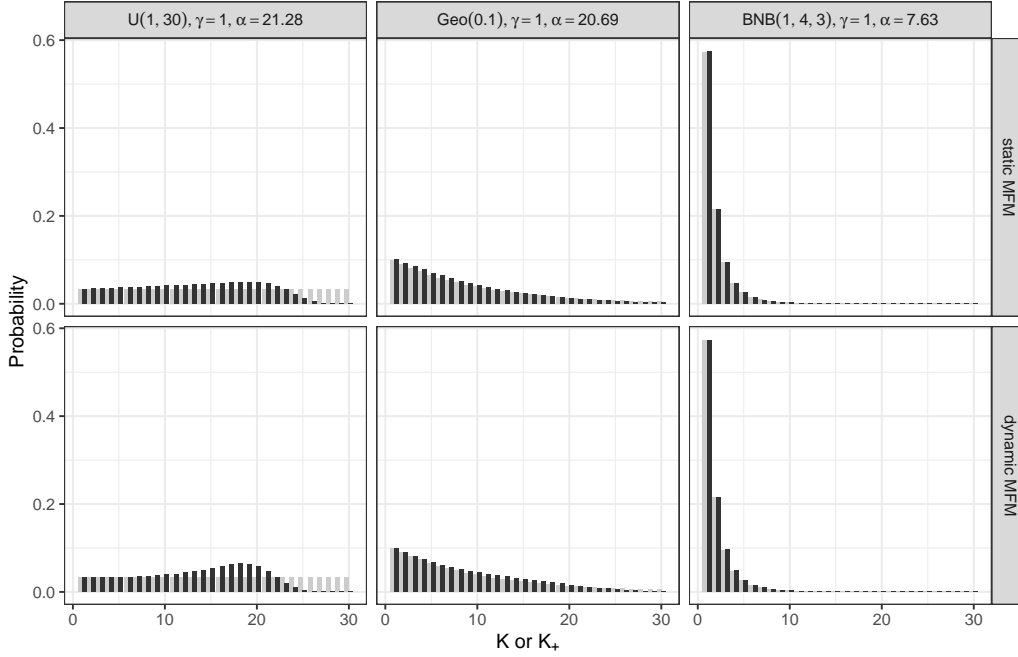


Figure 1: The prior probabilities of K (in grey) and K_+ (in black) for different priors on K and $N = 100$, for the static MFM with $\gamma = 1$ and the dynamic MFM where α is specified to induce the same prior mean value for K_+ .

on K_+ when the uniform and geometric prior are assigned on K . Noticeably, for the uniform and geometric prior cases, the dynamic MFM assigns less mass to the probability of homogeneity, that is, $p(K_+ = 1|N, \gamma)$. Also for the uniform and geometric prior on K , a clear difference between the priors on K and K_+ is visibly with a lot more mass assigned to small values of K_+ than of K .

To summarise, for both MFM models, the characteristics of the prior on K_+ are sometimes markedly different from that of K . Especially, those of the dynamic MFM departs quite considerably from the prior on K under certain combinations of α and $p(K)$ as demonstrated in Figure 2. This strongly indicates the need of using the proposed methodology to investigate the induced prior on K_+ .

5.2 Comparing the prior on the partitions based on symmetric additive functionals

Section 4.3 introduced procedures to compute the prior mean and variance of any symmetric additive functionals over the induced prior partitions. Here,

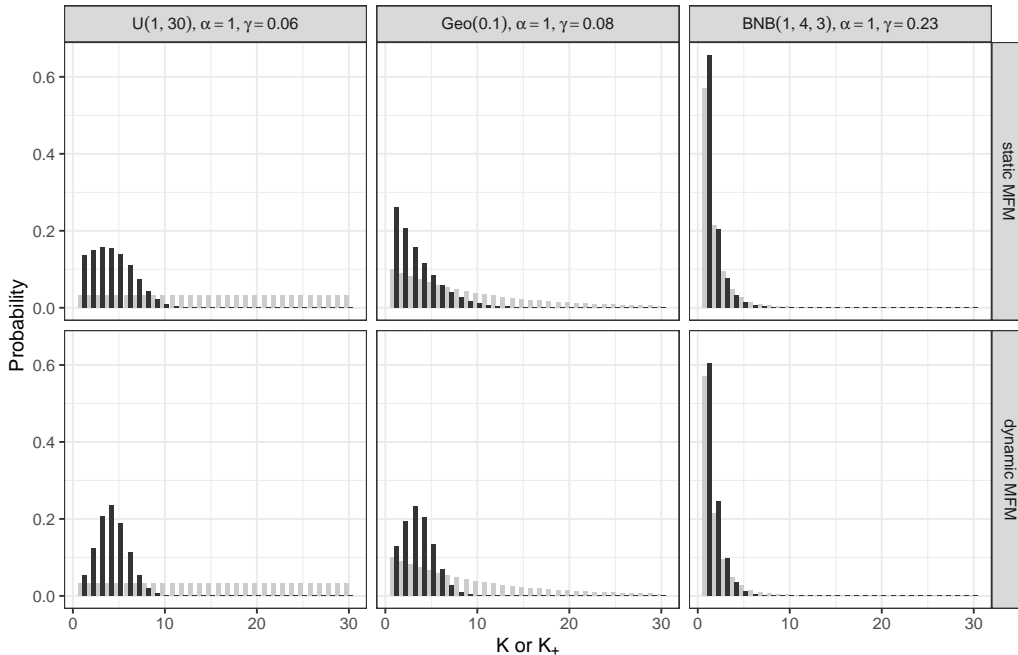


Figure 2: The prior probabilities of K (in grey) and K_+ (in black) for different priors on K and $N = 100$, for the dynamic MFM with $\alpha = 1$ and the static MFM where γ is specified to induce the same prior mean value for K_+ .

we specifically consider two functionals introduced there: the relative entropy and the number of singletons in the partitions.

Each plot of Figure 3 shows the prior mean and standard deviation obtained for the relative entropy of the partition distribution conditional on a specific number of data clusters K_+ ranging from 2 to 8. Column-wise, these figures are arranged in order of magnitude of their corresponding hyperparameter γ or α increasing from left to right whereas each row represents the specific MFM model. As shown in Section 4.3.1, for the static MFM, the prior on K does not have any impact once conditioned on K_+ . Therefore, figures in the top row do not vary by $p(K)$ as opposed to those in the bottom row representing results for the dynamic MFM which seem to slightly vary depending on the prior on K , in particular when $\alpha = 1$.

It can be seen that for the static MFM model, the prior mean of the relative entropy increases for larger values of K_+ and also for greater values of γ or α . Conversely, the prior standard deviation drops relative to these changes in K_+ as well as γ or α . Results are similar for the dynamic MFM if the Dirichlet parameter is small, i.e., $\alpha = 0.1$. The larger α the stronger seems to be the difference to the static MFM. For $\alpha = 5$ the prior mean is

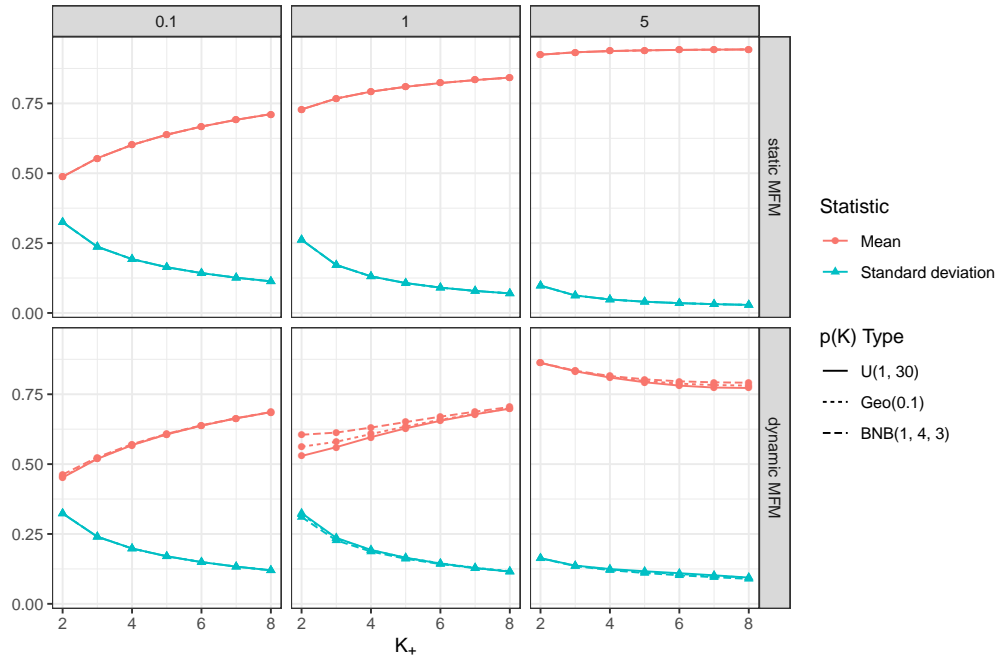


Figure 3: The prior mean and standard deviation of the relative entropy of the partitions for $K_+ \in [2, 8]$, for three different priors on K , for the static and dynamic MFM with γ or $\alpha \in \{0.1, 1, 5\}$ (from left to right) and $N = 100$.

even decreasing for increasing K_+ .

To perform side-by-side comparison between the static and dynamic MFM models, we focus on the specific setting where the hyperparameter of the dynamic MFM is fixed to $\alpha = 1$ while considering again the same three different priors on K . The corresponding static MFM for each specification is chosen by employing the moment matching approach with respect to the unconditional (with respect to K_+) mean of the relative entropy. Specifically, γ of each static MFM is chosen to match the corresponding dynamic MFM with $\alpha = 1$. By going over the results summarised in Figure 4 column-wise, it is clearly visible that after matching, the differences between each pair of the static MFM and its dynamic counterpart are negligible in terms of their prior means and standard deviations conditional on each K_+ .

To complete the analysis involving the relative entropy, the functional is computed over the induced prior on the partitions unconditional on K_+ (see Section 4.3.5). Again, this quantity is evaluated for the three priors on K in combination with the static or dynamic MFM for increasing values of γ or α and results are shown in Figure 5. For the static MFM, the conditional relative entropy of the partitions does not vary with respect to $p(K)$ (see also the

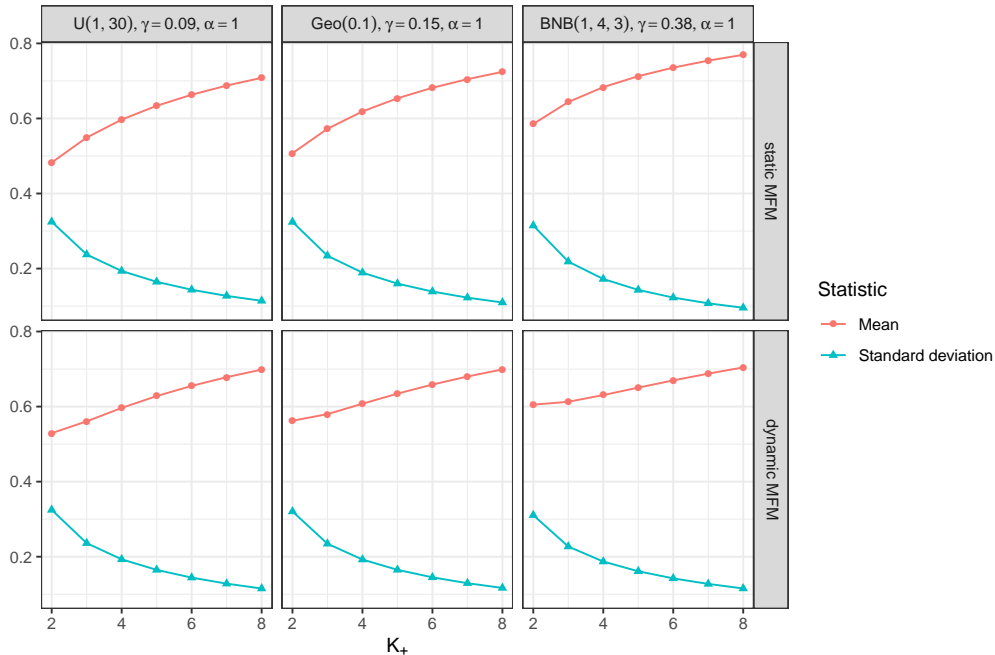


Figure 4: The prior mean and standard deviation of the relative entropy of the partitions for $K_+ \in [2, 8]$, for different priors on K , for the dynamic MFM with $\alpha = 1$ and the corresponding moment matched static MFM, all conditional on $N = 100$.

theoretic derivations in Section 4.3.1 and Figure 3). Therefore, differences in both the mean and standard deviation among the results for the static MFMs shown in the different columns of the top row of Figure 5 originate from differences in the induced prior on K_+ . One can clearly observe that these specifications do imply partitions with rather similar characteristics for the uniform and the geometric prior on K , whereas in particular the prior mean relative entropy is much lower for the BNB prior on K . In particular for the uniform and geometric prior on K the standard deviation peaks for a rather small value of γ with a sharp decrease followed by a levelling off. For the dynamic MFM, not only the induced prior on K_+ , but also the conditional relative entropy of the partitions depend on $p(K)$. Thus, one might expect even greater differences in the prior mean and standard deviation of the relative entropy among the three dynamic specifications. However, the bottom row results in Figure 5 suggest that the level of variability in the prior partition unevenness is to some extent comparable for the static and the dynamic MFM.

Another functional of interest is the number of singletons computed over

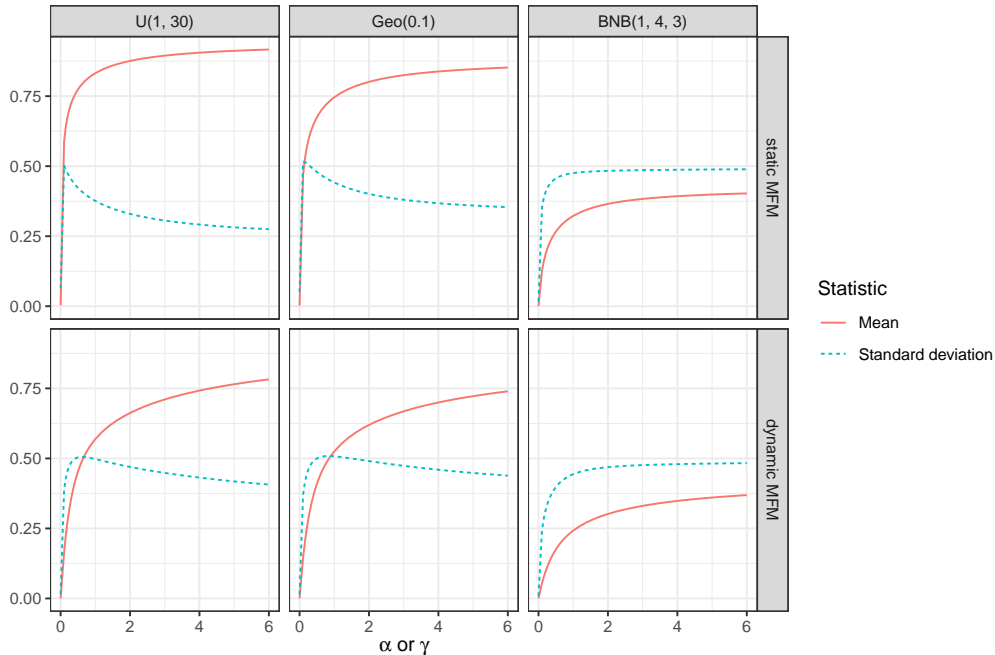


Figure 5: The prior mean and standard deviation of the relative entropy unconditional on K_+ , computed over the partitions in dependence of γ or α for different priors on K and the static and dynamic MFM, with $N = 100$.

the induced prior partitions. The results are shown in Figure 6 using the same format as in Figure 3, now with the y-axis representing the prior mean and standard deviation of the number of singleton clusters. Again, the results for the static MFM do not depend on $p(K)$. Those of the dynamic MFM depend on $p(K)$ but only slightly, with the largest impact of $p(K)$ being again observable for $\alpha = 1$. For both MFMs, an increase in the component weight hyperparameter γ or α corresponds to an overall decrease in the expected number of singletons and its variability. This is expected as the partitions will be more evenly balanced as γ or α increases, see Figure 3. This means that partitions given high prior probability will mainly contain clusters with more than one observation.

6 Comparing default priors in Bayesian cluster analysis

The main focus of this section is to understand the induced prior on the partitions when defining specific prior combinations as suggested in the previous

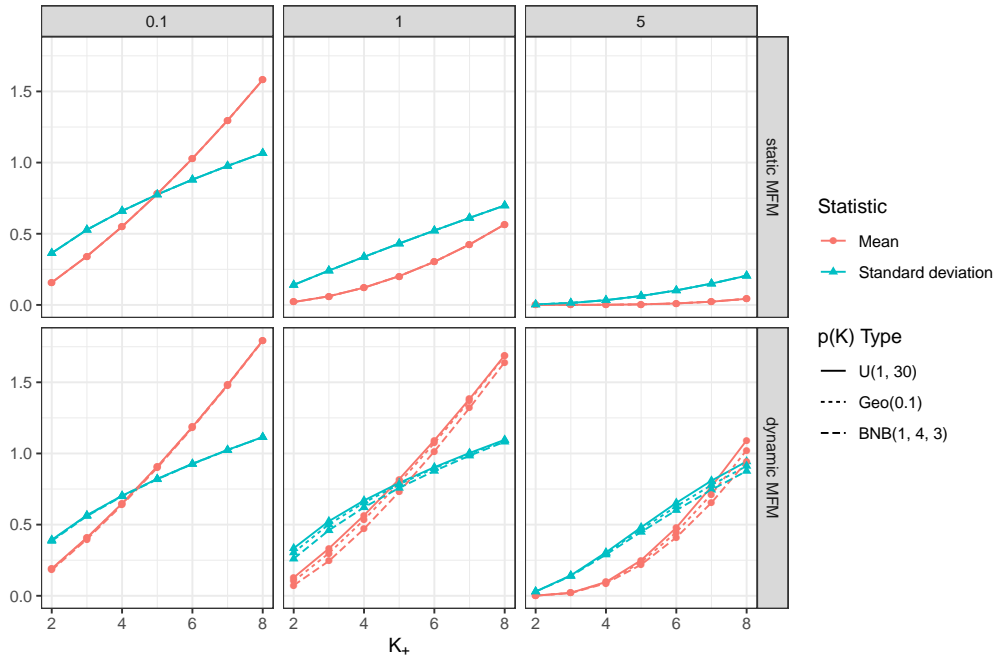


Figure 6: The prior mean and standard deviation of the number of singletons, for different priors on K and the static and dynamic MFM, with γ or $\alpha \in \{0.1, 1, 5\}$ and $N = 100$ for $K_+ \in [2, 8]$.

literature for the three models introduced in Section 3:

1. DPMs with $\alpha = 1/3$ (see Escobar & West, 1995).
2. Static MFMs with a uniform prior $[1, 30]$ on K and $\gamma = 1$ (see Richardson & Green, 1997).
3. Dynamic MFMs with a $\text{BNB}(1, 4, 3)$ prior on $K - 1$ and $\alpha = 2/5$ (see Frühwirth-Schnatter, Malsiner-Walli & Grün, 2021).

Note that Escobar & West (1995) and Frühwirth-Schnatter, Malsiner-Walli & Grün (2021) propose a hyperprior on α . For those, modal values of the hyperpriors are fixed resulting in $\alpha = 1/3$ for the DPM and $\alpha = 2/5$ for the dynamic MFM. Throughout this comparison, the sample size is fixed to $N = 100$.

Figure 7 shows the prior probabilities for K and K_+ for the aforementioned three modelling approaches. For all three modelling approaches, clear differences between the imposed prior on K and the implicitly obtained prior for K_+ are discernible. The DPM approach with $\alpha = 1/3$ puts all mass at $K = \infty$

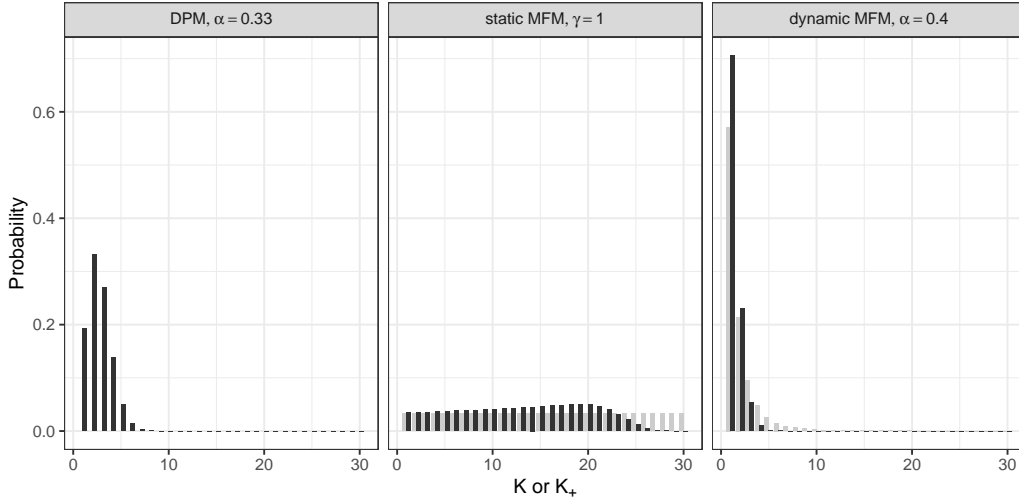


Figure 7: The prior probabilities of K (in grey) and K_+ (in black) for the three modelling approaches.

and hence, only the implicit prior on K_+ is visualised. This prior is unimodal with mode at $K_+ = 2$ and hardly any mass is assigned beyond 10. This implies that a sparse clustering solution with only a few data clusters has high prior probability, but the homogeneity model is not particularly supported a-priori. Similarly, as shown in Section 5, the dynamic MFM model with the BNB(1, 4, 3) prior on K is also sparsity-inducing with high prior mass concentrated around values ranging from 1 to 4 on K_+ . However, in contrast to the DPM approach, the homogeneity model is given by far the highest prior probability. Finally, the static MFM with a uniform prior [1, 30] on K behaves entirely differently as the differences between the prior on K and K_+ are smallest. Slightly increasing probabilities for K_+ up to 20 indicate that a-priori no penalisation to obtain a sparse solution is imposed in this setting.

Table 1 characterises the prior on the partitions implied by the three modelling approaches using some statistics to summarise the induced prior on K_+ and the balancedness of the partitions. Complementing the insights gained from Figure 7, the descriptive statistics given in Table 1 to summarise the prior on the number of data clusters K_+ for these three model specifications also suggest that the specifications employed in the DPM and the dynamic MFM are sparsity inducing while the static MFM has a more diffuse prior on K_+ . The static MFM in fact has a much higher variance and 99% quantile which is equal to 25 with the upper bound of K_+ being in fact equal to 30 for this model. Also, while the DPM and the dynamic MFM both a-priori assume sparsity in the number of data clusters, the prior probability

	DPM	static MFM	dynamic MFM
Mean of K_+	2.6	13.0	1.4
Variance of K_+	1.5	45.5	0.4
99% quantile of K_+	6	25	4
Probability of $K_+ = 1$ (homogeneity)	0.19	0.03	0.71
Relative entropy when $K_+ = 2$	0.45 (0.32)	0.73 (0.26)	0.51 (0.32)
Relative entropy when $K_+ = 4$	0.57 (0.20)	0.79 (0.13)	0.59 (0.19)
Relative entropy when $K_+ = 6$	0.64 (0.15)	0.82 (0.09)	0.65 (0.15)
Relative entropy when $K_+ = 8$	0.68 (0.12)	0.84 (0.07)	0.69 (0.12)
Relative entropy (unconditional on K_+)	0.41 (0.25)	0.83 (0.14)	0.15 (0.14)
Number of singletons when $K_+ = 10$	2.48 (1.28)	0.91 (0.87)	2.42 (1.27)

Table 1: Results regarding the characterisation of the induced prior on K_+ and the prior on the partitions for the three modelling approaches. For the relative entropy and the number of singletons, standard deviations are given in parentheses after the mean values.

assigned to the homogeneity case is much higher for the dynamic MFM with a probability of approximately 0.71 while that of the DPM is about 0.19.

The results for the relative entropy indicate that the static MFM with a uniform prior on K gives higher probability a-priori to clusters with evenly sized blocks than the other two specifications. This is indicated by the conditional and unconditional mean values of the relative entropy being much closer to 1 compared to the other two models while the conditional and unconditional standard deviations are smaller. For the DPM and the dynamic MFM, the relative entropy conditional on K_+ seems to have almost identical mean and corresponding standard deviation values across all the values of K_+ shown in the Table 1. However, the unconditional relative entropy differs greatly between these two specifications. Most likely this is due to the difference in the probability of homogeneity.

The results for the number of singletons indicate again that the prior mean and standard deviation are comparable for the DPM and the dynamic MFM specification conditional on $K_+ = 10$ with on average more than two clusters containing only a single observation. By contrast, only at most one cluster is a-priori expected to contain a single observation for the static MFM.

Summarising the results of the comparison, it can be noted that the DPM and the dynamic MFM using the particular setting employed in the previous literature induce a similar prior on the partitions conditional on the number of data clusters regarding the balancedness of the cluster sizes and the number of singletons. Still, the latter approach is more sparsity inducing

as can be seen from the higher prior probability of homogeneity. In contrast, the static MFM employed with the uniform prior on K and on the weights assigns much higher weight a-priori to clustering solutions containing many data clusters and results in rather high prior mean values for the relative entropy. This rather counterintuitive result of fixing a diffuse prior on K and the weights resulting in an informative prior on the partitions should serve as a cautionary tale and motivate the use of the proposed methodology to appropriately characterise the induced prior on the partitions.

7 Implications for applied finite mixture analysis

The modelling aims in model-based clustering depend on the specific application and the prior domain knowledge available. Possible scenarios are: (1) A coarse grouping of the data is aimed at in order to identify basic structure, (2) a specific grouping is known and should be reproduced without explicitly using this grouping in the data analysis and (3) a flexible approximation of the data distribution using many clusters is desired.

For the first case, clearly a sparsity inducing prior specification is desired. This suggests to use a dynamic MFM with a prior on K with a mode at 1, decreasing probability weights for increasing K and a rather small value for α (see the specific dynamic MFM approach considered in Section 6).

In the second case, the aim is to choose priors which induce implicit priors such that the characteristics of the known grouping coincide with the characteristics of the implicit priors. Clearly a suitable prior specification is characterised by inducing implicit priors which assign substantial mass to known characteristics, such as the number of data clusters K_+ . If more detailed prior information regarding the characteristics of the known partition is available, this needs to be translated into some form of symmetric additive functional where the prior mean and standard deviation may be computed given the induced prior on the partitions. Then $p(K)$ and γ_K can be chosen as to match to their desired value. The suitability of such a specification would also need to be assessed based on the sample size N .

In the third case, sparsity inducing priors are not desirable. The prior specification, however, depends on the assumption of how complex the approximation should be. E.g., the static MFM specification with a uniform prior on $[1, 30]$ for K , $\gamma = 1$ and $N = 100$ assigns rather comparable prior weights to values of the number of clusters K_+ ranging from 1 to 20, thus encouraging approximations with many clusters. Richardson & Green (1997)

use this specification in the context of density approximation.

8 Summary

In this work, we reviewed Bayesian cluster analysis methods based on mixture models and explicit priors imposed on the number of components and the weight distributions for different modelling approaches. Fixing these explicit prior specifications induces a specific, implicit prior on the partitions. A thorough understanding of this particular prior is of crucial interest in Bayesian cluster analysis. This is because its characteristics will in general be of relevance when pursuing a specific modelling aim or assessing the impact of specific prior combinations on the clustering result. For this reason, we derived computationally feasible formulas to explicitly characterise the prior on the partitions. Specifically, to serve this objective, the prior distribution on data clusters and the first two moments of symmetric additive functionals computed over the partitions both conditional and unconditional on the number of data clusters are derived. Furthermore, the derivation of the formulas is accompanied by a reference implementation in the R package `fpp`.

Appendix

Combinatorial complexity of the prior enumeration

By only considering cluster sizes as its argument, the EPPF introduced in Section 4.1 simplifies the probability assignment to all possible partitions of $[N]$ which otherwise will equal the Bell number B_N . Furthermore, its symmetry enables all sequences of cluster sizes that are equivalent under permutations to be mapped into a unique sequence of *ordered* data cluster sizes $(N_{(1)}, N_{(2)} \dots)$, $N_{(1)} \geq N_{(2)} \geq \dots > 0$, $\sum_j N_{(j)} = N$. Such a sequence of ordered data cluster sizes is an element of the integer partitions of N . These two simplifications combined give the total number of data cluster sizes to be equal to the partition function of a positive integer N written as P_N . For example, in $N = 4$ case, the value of B_4 is 15 while P_4 is 5. That is, for a sample size $N = 4$, even though there are 15 unique partitions of $[N]$, only 5 distinct prior probabilities are returned by the EPPF. In other words, the discrete distribution of the induced prior partitions is summarised by the equivalence classes introduced by the EPPF so that it only has 5 support points when $N = 4$.

Although this reduction of combinatorial complexity is substantial, the support of the induced prior on partitions is still in the order of P_N which increases combinatorially with respect to an increase in N . Even for a small sample size of $N = 100$, the P_N is approximately 190 million. Therefore, full enumeration of the EPPF is computationally infeasible. Nor would a simple Monte Carlo approach be able to adequately approximate the distribution, especially its higher order moments.

Algorithm for computing $C_{N,k}^{K,\gamma_K}$

Algorithm 1 shows how to recursively determine $C_{N,k}^{K,\gamma_K}$ defined in (9). $C_{N,k}^{K,\gamma_K}$ is required to determine the implicit prior on the number of data clusters and the conditional prior on the labelled data cluster sizes. The recursion depends on a sequence of non-negative “weights” $\{w_n\}$. For a static MFM, the weights w_n do not vary for different number of components K and $C_{N,k}^{K,\gamma_K} \equiv C_{N,k}^\gamma$ is independent of K . For a DPM, with K implicitly equal to ∞ , $w_n = 1/n$ is even independent of α . To determine the prior $P(K_+ = k|N, \gamma)$ of the number of data clusters K_+ , Algorithm 1 needs to be run once for static MFMs and for DPMs and consists of N steps, i.e., $n = 1, \dots, N$, while it needs to be run repeatedly for different values of K for dynamic MFMs.

References

- BARRY, D. & HARTIGAN, J.A. (1992). Product partition models for change point problems. *The Annals of Statistics* **20**, 260–279. doi:10.1214/aos/1176348521.
- ESCOBAR, M.D. & WEST, M. (1995). Bayesian density estimation and inference using mixtures. *Journal of the American Statistical Association* **90**, 577–588. doi:10.1080/01621459.1995.10476550.
- FERGUSON, T.S. (1973). A Bayesian analysis of some nonparametric problems. *The Annals of Statistics* **1**, 209–230. doi:10.1214/aos/1176342360.
- FRÜHWIRTH-SCHNATTER, S. (2006). *Finite Mixture and Markov Switching Models*. New York: Springer.
- FRÜHWIRTH-SCHNATTER, S., CELEUX, G. & ROBERT, C.P. (eds.) (2019). *Handbook of Mixture Analysis*. Boca Raton, FL: CRC Press.

Algorithm 1 Computing $C_{N,k}^{K,\gamma_K}$ for a generalised MFM.

1. Define the vector $\mathbf{c}_{K,1} \in \mathbb{R}^N$ and the $(N \times N)$ upper triangular Toeplitz matrix \mathbf{W}_1 , where $w_n = \frac{\Gamma(n+\gamma_K)}{\Gamma(n+1)}$, $n = 1, \dots, N$,

$$\mathbf{W}_1 = \begin{pmatrix} w_1 & \cdots & w_{N-1} & w_N \\ & w_1 & \cdots & w_{N-1} \\ & & \cdots & \cdots \\ & & & w_1 \end{pmatrix}, \quad \mathbf{c}_{K,1} = \begin{pmatrix} w_N \\ w_{N-1} \\ \vdots \\ w_1 \end{pmatrix}.$$

2. For all $k \geq 2$, define the vector $\mathbf{c}_{K,k} \in \mathbb{R}^{N-k+1}$ as

$$\mathbf{c}_{K,k} = \begin{pmatrix} \mathbf{0}_{N-k+1} & \mathbf{W}_k \end{pmatrix} \mathbf{c}_{K,k-1}, \quad (21)$$

where \mathbf{W}_k is a $(N-k+1) \times (N-k+1)$ upper triangular Toeplitz matrix obtained from \mathbf{W}_{k-1} by deleting the first row and the first column.

3. Then, for all $k \geq 1$, $C_{N,k}^{K,\gamma_K}$ is equal to the first element of the vector $\mathbf{c}_{K,k}$.
-

FRÜHWIRTH-SCHNATTER, S., MALSINER-WALLI, G. & GRÜN, B. (2021). Generalized mixtures of finite mixtures and telescoping sampling. *Bayesian Analysis*, conditionally accepted.

GNEDIN, A. (2010). A species sampling model with finitely many types. *Electronic Communications in Probability* **15**, 79–88. doi:10.1214/ecp.v15-1532.

GNEDIN, A. & PITMAN, J. (2006). Exchangeable Gibbs partitions and Stirling triangles. *Journal of Mathematical Sciences* **138**, 5674–5685. doi:10.1007/s10958-006-0335-z.

GREEN, P.J. & RICHARDSON, S. (2001). Modelling heterogeneity with and without the Dirichlet process. *Scandinavian Journal of Statistics* **28**, 355–375. doi:10.1111/1467-9469.00242.

GREVE, J. (2021). *fipp: Induced Priors in Bayesian Mixture Models*. URL <https://CRAN.R-project.org/package=fipp>. R package version 1.0.0.

GRÜN, B. (2019). Model-based clustering. In *Handbook of Mixture Analy-*

- sis, eds. S. Frühwirth-Schnatter, G. Celeux & C.P. Robert, chap. 8. Boca Raton, FL: CRC Press, pp. 157–192.
- HARTIGAN, J.A. (1990). Partition models. *Communications in Statistics – Theory and Methods* **19**, 2745–2756. doi:10.1080/03610929008830345.
- LAU, J.W. & GREEN, P. (2007). Bayesian model-based clustering procedures. *Journal of Computational and Graphical Statistics* **16**, 526–558.
- LIJOI, A. & PRÜNSTER, I. (2010). Models beyond the Dirichlet process. In *Bayesian Nonparametrics*, eds. N.L. Hjort, C.C. Holmes, P. Müller & S.G. Walker. Cambridge: Cambridge University Press, pp. 80–136.
- LIJOI, A., PRÜNSTER, I. & RIGON, T. (2020). The Pitman–Yor multinomial process for mixture modelling. *Biometrika* **107**, 891–906. doi:10.1093/biomet/asaa030.
- MCCULLAGH, P. & YANG, J. (2008). How many clusters? *Bayesian Analysis* **3**, 101–120. doi:10.1214/08-ba304.
- MCLACHLAN, G.J. & PEEL, D. (2000). *Finite Mixture Models*. John Wiley & Sons. doi:10.1002/0471721182.
- MILLER, J.W. & HARRISON, M.T. (2018). Mixture models with a prior on the number of components. *Journal of the American Statistical Association* **113**, 340–356. doi:10.1080/01621459.2016.1255636.
- NOBILE, A. (2004). On the posterior distribution of the number of components in a finite mixture. *The Annals of Statistics* **32**, 2044–2073. doi:10.1214/009053604000000788.
- ONG, P., ARGIENTO, R., BODIN, B. & DE IORIO, M. (2021). *AntMAN: Anthology of Mixture Analysis Tools*. URL <https://CRAN.R-project.org/package=AntMAN>. R package version 1.1.0.
- PITMAN, J. (1995). Exchangeable and partially exchangeable random partitions. *Probability Theory and Related Fields* **102**, 145–158. doi:10.1007/bf01213386.
- PITMAN, J. (2006). *Combinatorial Stochastic Processes*. Springer.
- R CORE TEAM (2021). *R: A Language and Environment for Statistical Computing*. R Foundation for Statistical Computing, Vienna, Austria. URL <https://www.R-project.org/>.

RICHARDSON, S. & GREEN, P.J. (1997). On Bayesian analysis of mixtures with an unknown number of components. *Journal of the Royal Statistical Society B* **59**, 731–792. doi:10.1111/1467-9868.00095.