

Teaching young learners a foreign language via tangible and graphical user interfaces

Heracles Michailidis¹, Eleni Michailidi¹, Stavroula Tavoultzidou¹, and George F. Fragulis^{1,*}

¹Laboratory of Robotics, Embedded and Integrated Systems,
Dept. of Electrical and Computer Engineering,
University of Western Macedonia, Hellas

Abstract. The use of tangible interfaces in teaching has been proved more effective, user -friendly and helpful in collaborative learning departments, when compared to traditional teaching approaches. In particular, the tangible interface "Makey Makey" is a modern tool that enhances collaboration between pupils, with positive results in education, despite the limited research done on this interface so far. "Makey Makey" succeeds in motivating and engaging young learners in the learning process, showing better performance and scoring results. In addition, its use in teaching has been shown to benefit the learning process in every age learning group. The development and use of such an innovative teaching/learning approach helps young learners perceive the educational process in a different way and assimilate new cognitive fields more effectively. Moreover, educators profit as well, as they can eliminate difficulties and teach more efficiently using examples based on their teaching approach, while enhancing young learners' parallel skills as well. This study will confirm previous research results stating that assimilation of new concepts is easier with tangible interfaces than with graphical ones, as well as that young learners participating in the survey have shown significant progress in knowledge acquisition when compared to their prior knowledge.

Keywords: Tangible interfaces, Graphical User Interfaces, Interaction, Active Learning, Open Source software

1 Introduction

The evolution of educational process and the need for assimilation of the teaching material render learner's active involvement an essential component in the teaching process. Such an involvement may entail discussions between the learner, the educator and or other learners, as well as exchange of views and ideas concerning the teaching/learning process. Learning is a key factor in knowledge acquisition, therefore, participatory teaching, where all members of a class have an active role and present their ideas and knowledge through activities related to the lesson, is a teaching approach much more effective than traditional ones. In this study we use the Makey Makey, a tangible technology device, which, with the provision of direct and interactive environments, can innovate the teaching process offering learners the opportunity to get in touch with programming and design [1]. Created by Jay Silver and Eric Rosenbaum in 2010, Makey Makey is an electronic board which can help us convert everyday objects into computer input devices.

1.1 The 5E Instructional Model

The 5E Instructional Model, introduced by [2], can be used in science education for syllabus design and implementation. It comprises five cognitive stages of learning, i.e. engagement, exploration, explanation, elaboration and evaluation.



Figure 1. The 5E Instructional Model

According to [3]-(p.176) "using this approach, students redefine, reorganize, elaborate, and change their initial concepts through self-reflection and interaction with their peers and their environment. Learners interpret objects and phenomena, and internalize those interpreta-

*e-mail: gfragulis@uowm.gr

tions in terms of their current conceptual understanding". The 5E teaching model can be used, either for integrated learning programs, for educational modules, or individual lessons. The five phases of learning of the 5E Instructional Model are discussed in detail as follows:

Engagement. This is a student-centered phase, during which the learner is motivated to learn more about the upcoming topic. The teacher, on the other hand, focuses on assessing learners' prior knowledge, as well as identifying possible misunderstandings. During this phase students may brainstorm, ask or formulate questions about the topic with an aim, on behalf of the teacher, to create interest or generate curiosity. The use of short activities closely relating to students' prior knowledge and the new syllabus will facilitate the acquisition of new concepts and enhance the learning process.

Exploration is also a student-centered phase during which the learner through active exploration experiences learning. The teacher acts as a facilitator or consultant encouraging students to work cooperatively with other peers in a learning context without his/her direct instruction. Thus, the promotion of process skills, such as observation, questioning, investigation, testing predictions, hypothesizing, communication is encouraged. The importance of this phase lies on the fact that students have a "hands-on" experience before formal instruction begins.

Explanation is a phase more teacher-centered, as the teacher is called to serve as a facilitator who will ask the students to describe and discuss their experience during the exploration phase. Moreover, students can pose questions, ask for clarifications of misconceptions emerged during the engagement or exploration phase, express their explanations and ideas about a concept, before the teacher attempts to explain it. During this phase the teacher can provide formal definitions, notes, labels, as well as may integrate computer software programmes, video, visual aides to facilitate students' understanding. Thus, students will be able describe the main concepts both to the teacher and their peers.

Elaboration. During this phase students are encouraged to apply new acquired knowledge, as well as acquiring new skills, with an aim to develop deeper and broader understanding of the concepts. Thus, they are called to check for understanding with their peers, exchange ideas and information, design experiments or integrate their knowledge and skills to other disciplines. Integration of technology in activities elaboration, i.e., web based research, WebQuests is therefore encouraged in this phase.

Evaluation is the phase of assessment, but differs from assessment in conventional science lessons because both formal and informal assessment approaches can be employed to evaluate students' learning. Viewing assessment as an ongoing process, teachers can observe whether their students can apply new concepts and skills, or have modified their way of thinking. Evaluation may also include self-assessment or peer-assessment, a quiz, an exam or a writing assignment [4]. In conclusion, the 5E Instructional model can result in students' better performance and scoring, as it facilitates the process of learning new concepts and alters the way students view the teaching process.

In addition, it can facilitate educators provide a student-centered learning environment, as it is more flexible for syllabus design and lesson planning.

2 Using Computer Applications in Education

Information and Communication Technology (ICT) or Information Technology (IT) has totally changed the way people think work and live, introducing the "knowledge society" we are called to live in. New curricula have to be developed therefore, to prepare young learners for the new era, in which technology plays a dynamic role. The integration of (ICT) / (IT) in conventional teaching can facilitate not only the delivery of lessons, but also the learning process. The use of IT/ICT can alter the learning context from teacher-centered to student-centered, as students are familiar with technology, therefore more motivated, and can be more actively involved in the learning process. Incorporating visual stimuli in the teaching process can help young learners understand theoretical concepts, as they can make connotations between their prior knowledge of the world and the new concepts taught. Young learners' prior knowledge is an essential factor in the learning process, therefore the teacher should take it into account during syllabus design and teaching planning in order to achieve the desired results. Games and intense stimuli, when used as pedagogical tools, can enhance students' interests and actively insert them into the teaching and learning process. Moreover, the encouragement of socialization and synergies between peers will be of crucial importance, as well. Regarding the learning outcomes, young learners will take initiatives, develop cognitive competence, new skills, creative and complex thinking, will assimilate new knowledge more effectively and perform and score better [5].

2.1 Tangible user interfaces

Tangible user interfaces (TUIs) are interfaces that allow a user interact with digital graphics and information through the physical world. Specifically, by TUIs, physical and tangible objects are manipulated with the use of technologies in an environment to control the functions of the computer [6]. A computer system can become an extension of ourselves if we use an object and control it with it. Thus, the object acquires substance in the execution of the control process and loses its real structure, as it becomes a channel of communication between the user and the digital world. Real and digital can be interlinked, either by combining an everyday object and a robotic hand, or by using a physical hand and a graphic, or by using a physical hand and a real object. Essentially in the interface, the user is asked to use his body in order to interact with the computer and thus understand the concepts taught. TUIs are made up of features that make them important, i.e., the accuracy of the input devices, the access to the interaction, the use of the hands, the tangible interaction and the connection between the control of the physical object and the

use of its digital representation. It is important to point out that the use of tangible interfaces does not require computer skills, as during interaction, physical objects and the user's body are only used [7]. This reduces the difficulty of learning a computer environment and the user can acquire the desired knowledge through the easy use of the tangible user interface. The digital media provided should be interactive, interesting, student-friendly, easy to use and suitable to the age group it is addressed to, in order to help children develop their creativity, learn new things, enhance collaboration with their peers.

3 What is "Makey Makey"

The "Makey Makey" is a USB device consisting of alligator cables and clips through which it is connected to conductive materials that function as keys that control and motion graphics in the computer [8]. The board sends closed-loop electrical signals to the computer either via the mouse or the keyboard and does not require special software, programming or operation skillset [9].



Figure 2. Makey-Makey




Figure 3. Makey-Makey connected to a PC

"Makey Makey" comes in many forms depending on the connection tools and the devices where it is connected to. It consists of:

- 'MaKey Makey' board, which has six inputs on the front corresponding to four arrow keys, a space bar, a mouse input
- the USB cable that connects the board to the computer
- four alligator clips, which connect the board with a key-object

"Makey Makey" works as a keyboard/mouse that transmits commands to the computer. The alligator clips are easy to use, suitable for immediate repositioning tests by users, and are placed in holes in the circuit board. After "Makey Makey" is connected to the computer, the user can make circuits [10]. To close an electrical circuit, the user must hold or touch a ground wire connected to the "Makey Makey" as it connects another wire to an object, provided it is conductive [11]. In this way, the circuit closes and the computer receives it as a keystroke [12]. With the objects connected to the board, the active program of the computer is controlled and the tangible interface is created. Creating interfaces is an easy process that simply requires exploration and testing with electrically conductive objects. All objects that conduct electricity even on a low scale can be used. Some categories that can be used are foods, dried plants, plasticine, smooth pencil drawings, metals, and the human body [13]. "Makey Makey" simply helps a computer program to work by touching on conductive objects. The main goals of the creation of "Makey Makey" are [9]:

- Ease of use for beginners
- Computer interaction with physical objects
- Compatibility with all software
- No planning required
- It is easy to assemble and connect to the computer
- It is attractive due to its ease of use
- It takes minimal time to learn how to operate and connect to a computer and materials

3.1 Advantages

Tangible interfaces provide an interesting environment that allows for interaction and can improve the school learning environment. Tangible interfaces widely help simplify teaching by providing tools to better understand inaccurate lesson terms through interactive images [14]. Also, they encourage physical participation using the body, help children to explore and discover new skills, and to express views and questions about their participation in the educational process [15]. Combining tangible interfaces with digital imaging or haptic applications [16] is a new process that can help students seek out more knowledge and reconsider existing ones more effectively [17]. TUIs are also used for collaboration in creating games and educational environments where children through cooperation with their classmates are encouraged to take initiative and develop parallel skills. [18],[19]. Tangible interfaces can be used by students with learning disabilities,

young age groups and beginners [20]. It is open-source hardware under CC license and can be utilized with other open-source software applications. In recent years our research team has developed a number of applications using open-source programming languages and tools such as PHP, MySQL and WordPress [21], [22], [23], [24], [25], [26].

3.2 Disadvantages

Tangible interfaces, despite the features they give to the learning process, have difficulties in their use, which are mainly related to the lack of information about the use of objects and the steps that must be taken to achieve a goal. Another difficulty is that they are designed for an audience with a different background of knowledge.

4 Using the tangible interface Makey-Makey in classroom

According to [27], "The quality of a research is not only enhanced or weakened by the correct methodology and the correct use of the research tools, but also by the appropriateness of the sample selected". In surveys where the sample consists of many people and it is not possible to measure one hundred percent of the population due to time, costs, etc., a certain number of people is used as a representative sample for the research. In the present research, the sample consists of small pupils of the Katranitsa Foreign Language Center of Drama, Greece (aged 3 to 6 years). The sample is 60 pupils who were divided into 2 groups, group 1 which was taught animal names using MIT Scratch software on a computer, and group 2 which was also taught animal names using the interface developed based on "Makey Makey". For both groups of the pupils, a "match the card" game was developed with the help of the MIT Scratch software, in which the student is asked to match the cards with pictures of animals that he has in the respective sounds in a frame. Each pupil, by pressing specific areas of the box, hears the name of the animal in English and the sound it makes and is asked to find and place the matching card. He can listen to the pronunciation as many times as he/she wants. Regarding the way of interface with the application, group 1 was using a computer and a mouse, and the pupil was asked to drag the cards with pictures of animals in the appropriate place, and then he/she would be able to hear the confirmation sound.

In group 2, which used the tangible interface, the pupil was given conductive aluminum sheets as well as sheets of paper with pictures of animals which he was asked to cut with scissors and stick the picture to the aluminum creating his conductive card. Next, he was asked to place the cards he made on a grid. By placing a card in one place, he could hear the pronunciation of the word and the sound of the animal.

4.1 Duration of Research

The research was conducted simultaneously because it is based on responses of population groups that were investigated during the same period. The duration of the research




Figure 4. Makey project

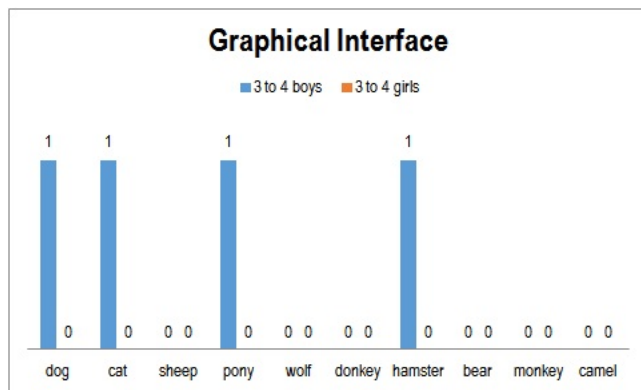


Figure 5. Children age 3 to 4 - Graphical Interface

was six months, from June 2020 to the end of November 2020. More specifically, the topic of the research was set in the context of the development of innovative teaching in foreign language learning. This process took four months in total. The experimentation in the operation of "Makey Makey" and the development of English language teaching courses for Greek-speaking children lasted the remaining two months. The tests took place for each group of children for one teaching hour (45min), however, it was necessary to make a presentation to get acquainted with "Makey Makey" and "Scratch" which also lasted one teaching hour as well. One week later we've made another test for assessment.

4.2 Research results

4.2.1 Word Knowledge

Question: Which words do you know in English from the following (cards shown in random order) dog, cat, sheep, pony, wolf, donkey, hamster, bear, monkey, camel The results are shown in figures (5)-(7):

First group (Graphical Interface):

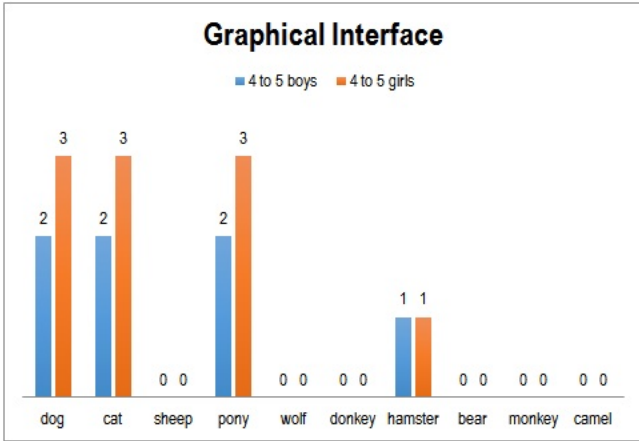


Figure 6. Children age 4 to 5 - Graphical Interface

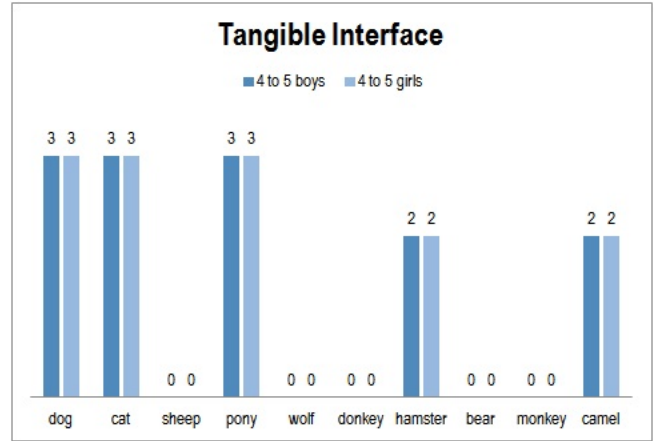


Figure 9. Children age 4 to 5 - Tangible Interface

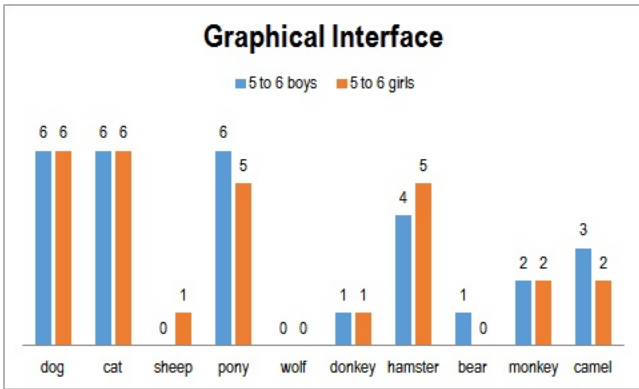


Figure 7. Children age 5 to 6 - Graphical Interface

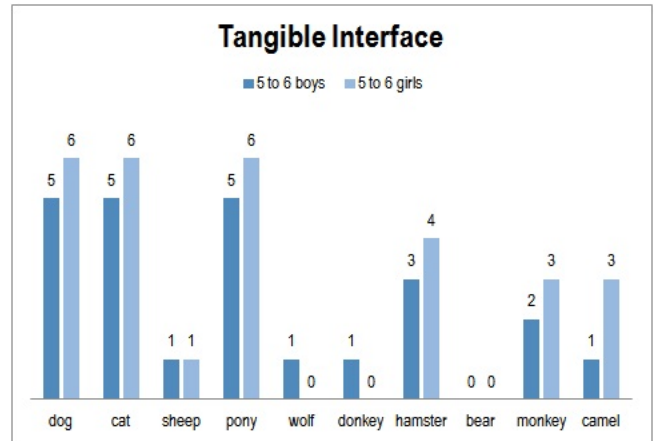


Figure 10. Children age 5 to 6 - Tangible Interface

Second group (Tangible Interface):

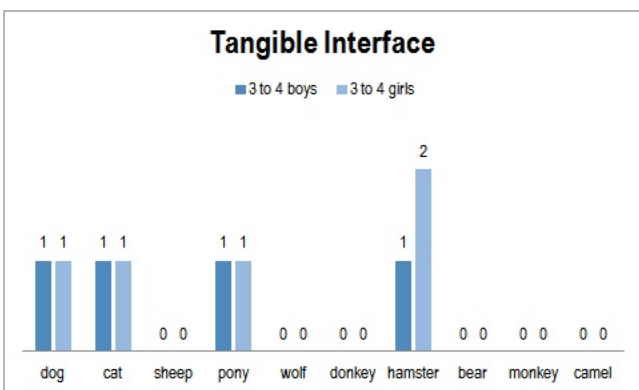


Figure 8. Children age 3 to 4 - Tangible Interface

4.2.2 Question about using Graphical/Tangible Interfaces before

Question: Have you done a scratch and/or makey makey lesson in the past? (Figure (11)):

Have you done a scratch and/or makey makey lesson in the past?	3 to 4 children	4 to 5 children	5 to 6 children
Yes	0%	0%	8%
No	100%	100%	92%

Figure 11. Have you done before a similar lesson

4.2.3 Assesment after one week

We asked the children again after a week period : Which words do you know in English from the following (cards are shown in random order) dog, cat, sheep, pony, wolf, donkey, hamster, bear, monkey, camel?

First group (Graphical Interface):

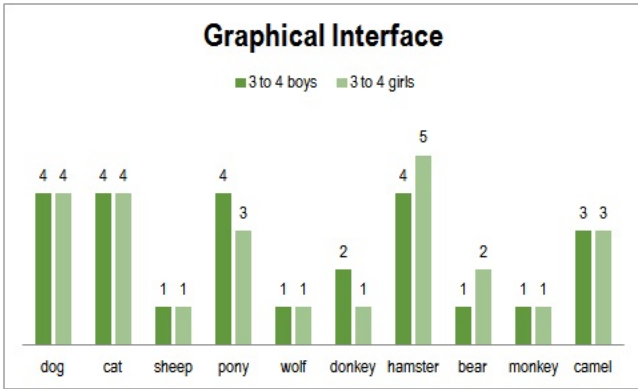


Figure 12. Graphical Interface -1

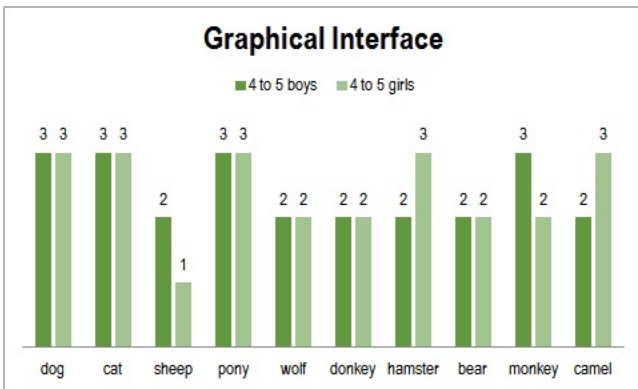


Figure 13. Graphical Interface -2

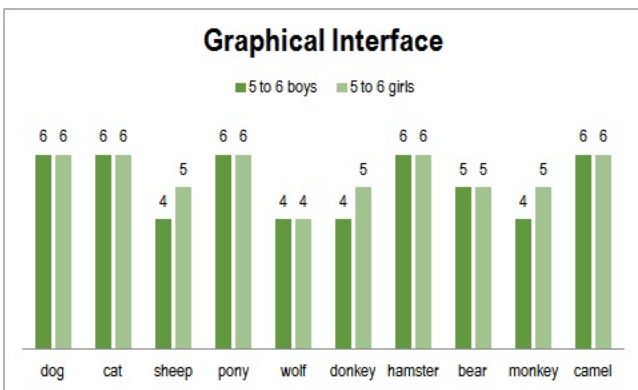


Figure 14. Graphical Interface -3

Second group (Tangible Interface):

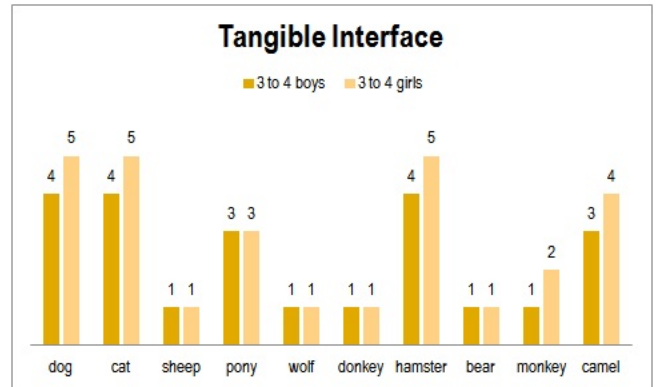


Figure 15. Tangible Interface -1

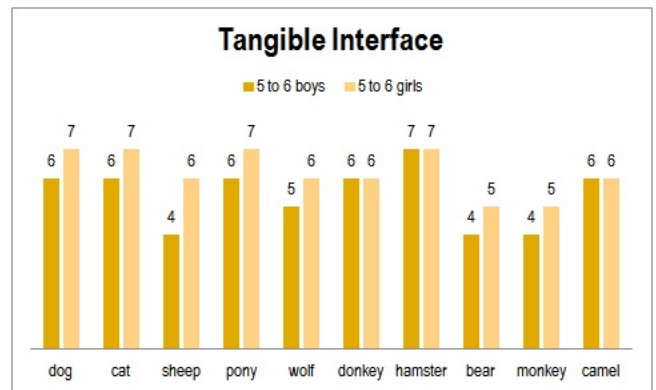


Figure 16. Tangible Interface -2

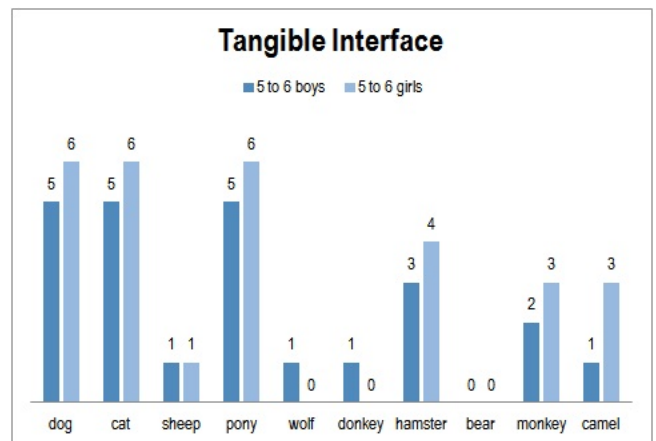


Figure 17. Tangible Interface -3

4.2.4 Evaluation

In order to evaluate the validation of the interfaces used in this research and how they affect the students' learning pace we give them the following questionnaire Figures (18)-(19):

What did you like about the Experiment	3 to 4 children	4 to 5 children	5 to 6 children
I learn more easily	22%	24%	22%
The cooperation with my Classmates	20%	20%	21%
It is so Fun	29%	24%	22%
The whole Process	10%	13%	11%
It is something new	19%	19%	24%

Figure 18. What did you like about the lesson

Would you like to take a lesson like this again?	3 to 4 children	4 to 5 children	5 to 6 children
Yes	85%	93%	92%
No	15%	7%	8%

Figure 19. Would you like to do it again

As a result, the children seemed to be immediately familiar with the new educational way and showed an fast response and improvement of their knowledge through a process that seemed to be fun. An average score of 90% stated that they would like to take a similar course again.

5 Conclusions

According to the above research, it seems that tangible interfaces are more effective for teaching English to similar, age groups of pupils. The pupils who were invited to participate found the process original and fun and stated to a large extent that they would like to repeat their teaching in the same way. The results of the overall research show that the assimilation of new terms is easier through the tangible interfaces than with the graphical interface as well as that the students showed significant progress in the whole process compared to the knowledge they had before the start of the experiment.

Future Research

The limits set in the research and the implementation of the study concerned the extension to more pupils and more time for evaluation . In particular, the translation of the material into other languages and the application in bigger classes were confined. This is something that can be investigated in the future, as well as some other issues related to this study. In detail, the proposals for further research are the following:

1. Expansion of the platform in terms of teaching other languages besides English i.e. French, Italian, Japanese, Chinese or Arabic.
2. Expansion of the teaching material.
3. Application of the teaching material in a real class learning context with more pupils.

References

- [1] E. Lee, Y.B. Kafai, V. Vasudevan, R.L. Davis, in *Playful user interfaces* (Springer, 2014), pp. 277–292
- [2] R.W. Bybee, N.M. Landes, *The American Biology Teacher* **52**, 92 (1990)
- [3] R.W. Bybee, *Achieving scientific literacy: From purposes to practices*. (ERIC, 1997)
- [4] O. Cardak, M. Dikmenli, O. Saritas, *Effect of 5E instructional model in student success in primary school 6th year circulatory system topic.*, in *Asia-Pacific Forum on Science Learning & Teaching* (2008), Vol. 9, issue: 2
- [5] D.W. Shaffer, K.R. Squire, R. Halverson, J.P. Gee, *Phi delta kappan* **87**, 105 (2005), publisher: SAGE Publications Sage CA: Los Angeles, CA
- [6] A.N. Antle, *Designing tangibles for children: what designers need to know*, in *CHI'07 Extended Abstracts on Human Factors in Computing Systems* (2007), pp. 2243–2248
- [7] M.S. Horn, R.J. Jacob, *Tangible programming in the classroom with tern*, in *CHI'07 extended abstracts on Human factors in computing systems* (2007), pp. 1965–1970
- [8] M. media lab, Tech. rep., MIT (2012), <https://11k.media.mit.edu/projects/3428/>
- [9] B.M. Collective, D. Shaw, *Makey Makey: improving tangible and nature-based user interfaces*, in *Proceedings of the sixth international conference on tangible, embedded and embodied interaction* (2012), pp. 367–370
- [10] Y. Kafai, V. Vasudevan, *Hi-Lo tech games: crafting, coding and collaboration of augmented board games by high school youth*, in *Proceedings of the 14th International Conference on Interaction Design and Children* (2015), pp. 130–139
- [11] M.A. Garcia-Ruiz, P.C. Santana-Mancilla, L.S. Gaytan-Lugo, *Measuring technology acceptance of Makey Makey as an input device in a human-computer interaction class*, in *EdMedia+ Innovate Learning* (Association for the Advancement of Computing in Education (AACE), 2016), pp. 395–400
- [12] M. Resnick, E. Rosenbaum, *Design, make, play: Growing the next generation of STEM innovators* pp. 163–181 (2013)
- [13] M. Makey, Tech. rep., Makey Makey (2020), <https://makeymakey.com/pages/how-to>
- [14] A.N. Antle, A.F. Wise, *Interacting with Computers* **25**, 1 (2013), publisher: OUP
- [15] E.S. Cramer, A.N. Antle, *Button matrix: how tangible interfaces can structure physical experiences for learning*, in *Proceedings of the Ninth International Conference on Tangible, Embedded, and Embodied Interaction* (2015), pp. 301–304
- [16] G. Kokkonis, E. Gounopoulos, D. Tsiamitros, D. Stimoniaris, G.F. Fragulis, *International Journal of Entertainment Technology and Management* **1**, 43 (2020)

- [17] Y. Rogers, Y.k. Lim, W.R. Hazlewood, P. Marshall, *Human-Computer Interaction* **24**, 79 (2009), publisher: Taylor & Francis
- [18] B. Schneider, P. Jermann, G. Zufferey, P. Dillenbourg, *IEEE Transactions on Learning Technologies* **4**, 222 (2010), publisher: IEEE
- [19] L.M. Schreiber, B.E. Valle, *Small Group Research* **44**, 395 (2013), publisher: Sage Publications Sage CA: Los Angeles, CA
- [20] O. Zuckerman, S. Arida, M. Resnick, *Extending tangible interfaces for education: digital montessori-inspired manipulatives*, in *Proceedings of the SIGCHI conference on Human factors in computing systems* (2005), pp. 859–868
- [21] G.F. Fragulis, L. Lazaridis, M. Papatsimouli, I.A. Skordas, *O.D.E.S.: An Online Dynamic Examination System based on a CMS Wordpress plugin*, in *2018 South-Eastern European Design Automation, Computer Engineering, Computer Networks and Society Media Conference (SEEDA_CECNSM)* (IEEE, Kastoria, 2018), pp. 1–8, ISBN 978-618-83314-1-9, <https://ieeexplore.ieee.org/document/8544928/>
- [22] L. Lazaridis, M. Papatsimouli, G.F. Fragulis, *S.A.T.E.P.: Synchronous-Asynchronous Tele-education Platform*, in *Proceedings of the SouthEast European Design Automation, Computer Engineering, Computer Networks and Social Media Conference on - SEEDA-CECNSM '16* (ACM Press, Kastoria, Greece, 2016), pp. 92–97, ISBN 978-1-4503-4810-2, <http://dl.acm.org/citation.cfm?doid=2984393.2984395>
- [23] L. Lazaridis, M. Papatsimouli, G.F. Fragulis, *International Journal of Smart Technology and Learning* **1**, 122 (2019), publisher: Inderscience Publishers (IEL)
- [24] E. Michailidi, I. Skordas, M. Papatsimouli, L. Lazaridis, H. Michailidis, S. Tavoultzidou, G.F. Fragulis, *GrfKids: Development of a Greek language teaching platform via a Learning Management System for primary school pupils with Russian as a mother tongue* (The ACM Chapter International Conference on Educational Technology, Language and Technical Communication (ETLTC), Aizuwakamatsu, Fukushima, Japan, 2020), p. 8
- [25] M. Papatsimouli, J. Skordas, L. Lazaridis, E. Michailidi, V. Saprikis, G.F. Fragulis, *Cyberbullying and Traditional Bullying in Greece: An Empirical Study* (ETLTC2020-Virtual ACM Chapter Workshop on Professional and Social Media Communication, Aizuwakamatsu, Fukushima, Japan, 20-22nd August 2020, 2020)
- [26] I.A. Skordas, N. Tsirekas, N. Kolovos, G.F. Fragulis, A.G. Triantafyllou, M.G. Bouliou, *e-Sem: Dynamic seminar management system for primary, secondary and tertiary education*, in *2017 South Eastern European Design Automation, Computer Engineering, Computer Networks and Social Media Conference (SEEDA-CECNSM)* (IEEE, Kastoria, 2017), pp. 1–4, ISBN 978-618-83314-0-2, <http://ieeexplore.ieee.org/document/8088228/>
- [27] G.R. Morrison, S.M. Ross, *Online learning communities* pp. 75–86 (2007), publisher: Information Age Publishing