

# Online Bag-of-Visual-Words Generation for Unsupervised Representation Learning

Spyros Gidaris<sup>1</sup>, Andrei Bursuc<sup>1</sup>, Gilles Puy<sup>1</sup>, Nikos Komodakis<sup>2</sup>, Matthieu Cord<sup>1,3</sup>, Patrick Pérez<sup>1</sup>  
<sup>1</sup>valeo.ai    <sup>2</sup>University of Crete    <sup>3</sup>Sorbonne Université

## Abstract

*Learning image representations without human supervision is an important and active research field. Several recent approaches have successfully leveraged the idea of making such a representation invariant under different types of perturbations, especially via contrastive-based instance discrimination training. Although effective visual representations should indeed exhibit such invariances, there are other important characteristics, such as encoding contextual reasoning skills, for which alternative reconstruction-based approaches might be better suited.*

*With this in mind, we propose a teacher-student scheme to learn representations by training a convnet to reconstruct a bag-of-visual-words (BoW) representation of an image, given as input a perturbed version of that same image. Our strategy performs an online training of both the teacher network (whose role is to generate the BoW targets) and the student network (whose role is to learn representations), along with an online update of the visual-words vocabulary (used for the BoW targets). This idea effectively enables fully online BoW-guided unsupervised learning. Extensive experiments demonstrate the interest of our BoW-based strategy which surpasses previous state-of-the-art methods (including contrastive-based ones) in several applications. For instance, in downstream tasks such Pascal object detection, Pascal classification and Places205 classification, our method improves over all prior unsupervised approaches, thus establishing new state-of-the-art results that are also significantly better even than those of supervised pre-training. We provide the implementation code at <https://github.com/valeoai/obow>.*

## 1. Introduction

Learning unsupervised image representations based on convolutional neural nets (convnets) has attracted a significant amount of attention recently. Many different types of convnet-based methods have been proposed in this regard, including methods that rely on using annotation-free pre-text tasks [16, 28, 46, 51, 55, 81], generative methods that

model the image data distribution [17, 18, 21], as well as clustering-based approaches [4, 6, 7].

Several recent methods opt to learn representations via instance discrimination training [9, 20, 35, 77], typically implemented in a contrastive learning framework [12, 34]. The primary focus here is to learn low-dimensional image / instance embeddings that are invariant to intra-image variations while being discriminative among different images. Although these methods manage to achieve impressive results, they focus less on other important aspects in representation learning, such as contextual reasoning, for which alternative reconstruction-based approaches [15, 55, 81, 82] might be better suited. For instance, the task of predicting from an image region the contents of the entire image requires to recognize the visual concepts depicted in the provided region and then to infer from them the structure of the entire scene. So, training for such a task has the potential of squeezing out more information from the training images and learning of richer and more powerful representations.

However, reconstructing image pixels is an ambiguous and hard-to-optimize task that forces the convnet to spend a lot of capacity on modeling low-level pixel details. It is all the more unnecessary when the final goal deals with high-level image understanding, such as image classification. To leverage the advantages of the reconstruction principle without focusing on unimportant pixel details, one can focus on reconstruction over high-level visual concepts, referred to as visual words. For instance, BoWNet [26] derived a teacher-student learning scheme following this principle. In this teacher-student setting, given an image, the teacher extracts feature maps that are then quantized in a spatially dense way over a vocabulary of visual words. Then, the resulting visual words-based image description is exploited for training the student on the self-supervised task of reconstructing the distribution of the visual words of an image, *i.e.*, its bag-of-words (BoW) representation [78], given as input a perturbed version of that same image. By solving this reconstruction task the student is forced to learn perturbation-invariant and context-aware representations while “ignoring” pixel details.

Despite its advantages, the BoWNet approach exhibits some important limitations that do not allow it to fully exploit

the potential of the BoW-based reconstruction task. One of them is that it relies on the availability of an already pre-trained teacher network. More importantly, it assumes that this teacher remains static throughout training. However, due to the fact that during the training process the quality of the student’s representations will surpass the teacher’s ones, a static teacher is prone to offer a suboptimal supervisory signal to the student and to lead to an inefficient usage of the computational budget for training.

In this paper, we propose a BoW-based self-supervised approach that overcomes the aforementioned limitations. To that end, our main technical contributions are three-fold:

1. We design a novel *fully online* teacher-student learning scheme for BoW-based self-supervised training (Fig. 1). This is achieved by online training of the teacher and the student networks.
2. We significantly revisit key elements of the BoW-guided reconstruction task. This includes the proposal of a *dynamic* BoW prediction module used for reconstructing the BoW representation of the student image. This module is carefully combined with adequate online updates of the visual-words vocabulary used for the BoW targets.
3. We enforce the learning of powerful contextual reasoning skills in our image representations. Revisiting data augmentation with aggressive cropping and spatial image perturbations, and exploiting *multi-scale* BoW reconstruction targets, we equip our student network with a powerful feature representation.

Overall, the proposed method leads to a simpler and much more efficient training methodology for the BoW-guided reconstruction task that manages to learn significantly better image representations and therefore achieves or even surpasses the state-of-the-art in several unsupervised learning benchmarks. We call our method OBoW after the *online BoW* generation mechanism that is using.

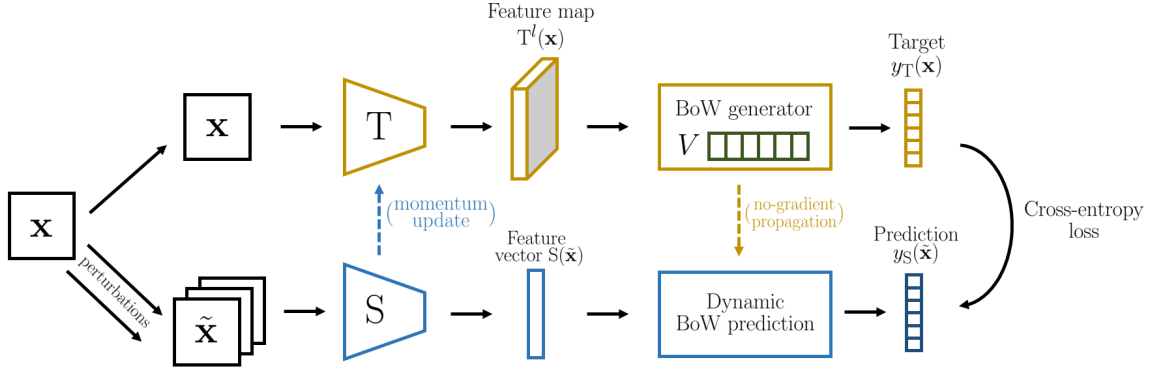
## 2. Related Work

**Bags of visual words.** *Bag-of-visual-words* representations are powerful image models able to encode image statistics from hundreds of local features. Thanks to that, they were used extensively in the past [13, 42, 56, 63, 68] and continue to be a key ingredient of several recent deep learning approaches [2, 26, 29, 40]. Among them, BoWNet [26] was the first work to use BoWs as reconstruction targets for unsupervised representation learning. Inspired by it, we propose a novel BoW-based self-supervised method with a more simple and effective training methodology that includes generating BoW targets in a fully online manner and further enforcing the learning of context-aware representations.

**Self-supervised learning.** A prominent paradigm for unsupervised representation learning is to train a convnet on an artificially designed annotation-free pretext task. Numerous pretext tasks have been proposed [3, 10, 16, 28, 47, 50, 51, 73, 75, 80, 84]. Many of them are formulated as reconstruction problems [1, 30, 46, 55, 57, 71, 81, 82, 84], where the reconstruction target is defined at image pixel level. This is in stark contrast with our method, which uses a reconstruction task defined over high-level visual concepts (*i.e.* visual words) that are learnt with a teacher-student scheme in a fully online manner.

**Instance discrimination and contrastive objectives.** Recently, unsupervised methods based on contrastive learning objectives [8, 9, 23, 24, 35, 38, 41, 49, 52, 66, 74, 77] have shown great results. Among them, contrastive-based instance discrimination training [9, 19, 35, 43, 77] is the most prominent example. In this case, a convnet is trained to learn image representations that are invariant to several perturbations and at the same time discriminative among different images (instances). Our method also learns intra-image invariant representations, since the convnet must predict the same BoW target (computed from the original image) regardless of the applied perturbation. More than that however, our work also places emphasis on learning context-aware representations, which, we believe, is another important characteristic that effective representations should have. In that respect, it is closer to contrastive-based approaches that target to learn context-aware representations by predicting (in a contrastive way) the state of missing image patches [38, 52, 69].

**Teacher-student approaches.** This paradigm has a long research history [25, 62] and it is frequently used for distilling a single large network or an ensemble, the *teacher*, into a smaller network, the *student* [5, 39, 44, 54]. This setting has been revisited in the context of semi-supervised learning where the teacher is no longer fixed but evolves during training [45, 65, 70]. In self-supervised learning, BowNet [26] trains a student to match the BoW representations produced by a self-supervised pre-trained teacher. MoCo [35] relies on a slow-moving momentum-updated teacher to generate up-to-date representations to fill a memory bank of negative images. BYOL [33], which is a method concurrent to our work, also uses a momentum-updated teacher and trains the student to predict features generated by the teacher. However, BYOL, similar to contrastive-based instance discrimination methods, uses low-dimensional global image embeddings as targets (produced from the final convnet output) and primarily focuses on making them intra-image invariant. On the contrary, our training targets are produced by converting the intermediate teacher feature maps to high-dimensional BoW vectors that capture multiple *local visual concepts*, thus constituting a richer target representation. Moreover, they are built over an online-updated vocabulary from randomly sampled local features, expressing the current image as statistics



**Figure 1: Unsupervised learning with Bag-of-Words guidance.** Two encoders  $T$  and  $S$  learn at different tempos by interacting and learning from each other. An image  $\mathbf{x}$  is passed through the encoder  $T$  and its output feature maps  $T^l(\mathbf{x})$  are embedded into a BoW representation  $y_T(\mathbf{x})$  over a vocabulary  $V$  of features from  $T$ . The vocabulary  $V$  is updated at each step. The encoder  $S$  aims to reconstruct  $y_T(\mathbf{x})$  from data-augmented instances  $\tilde{\mathbf{x}}$ . A dynamic BoW-prediction head learns to leverage the continuously updated vocabulary  $V$  to compute the BoW representation from the features  $S(\tilde{\mathbf{x}})$ .  $T$  follows slowly the learning trajectory of  $S$  via momentum updates.

over this vocabulary (see §3.1). Therefore, our BoW targets expose fewer learning “shortcuts” (a critical aspect in self-supervised learning [3, 16, 51, 75]), thus preventing to a larger extent teacher-student collapse and overfitting.

### 3. Our approach

Here we explain our proposed approach for learning image representations by reconstructing bags of visual words. We start with an overview of our method.

**Overview.** The bag-of-words reconstruction task involves a student convnet  $S(\cdot)$  that learns image representations, and a teacher convnet  $T(\cdot)$  that generates BoW targets used for training the student network. The student  $S(\cdot)$  is parameterized by  $\theta_S$  and the teacher  $T(\cdot)$  by  $\theta_T$ .

To generate a BoW representation  $y_T(\mathbf{x})$  out of an image  $\mathbf{x}$ , the teacher first extracts the feature map  $T^l(\mathbf{x}) \in \mathbb{R}^{c_l \times h_l \times w_l}$ , of spatial size  $h_l \times w_l$  with  $c_l$  channels, from its  $l^{\text{th}}$  layer (in our experiments  $l$  is either the last  $L$  or penultimate  $L - 1$  convolutional layer of  $T(\cdot)$ ). It quantizes the  $c_l$ -dimensional feature vectors  $T^l(\mathbf{x})[u]$  at each location  $u \in \{1, \dots, h_l \times w_l\}$  of the feature map over a vocabulary  $V = [\mathbf{v}_1, \dots, \mathbf{v}_K]$  of  $K$  visual words of dimension  $c_l$ . This quantization process produces for each location  $u$  a  $K$ -dimensional code vector  $q(\mathbf{x})[u]$  that encodes the assignment of  $T(\mathbf{x})[u]$  to its closest (in terms of squared Euclidean distance) visual word(s). Then, the teacher reduces the quantized feature maps  $q(\mathbf{x})$  to a  $K$ -dimensional BoW  $\tilde{y}_T(\mathbf{x})$  by channel-wise max-pooling, *i.e.*,  $\tilde{y}_T(\mathbf{x})[k] = \max_u q(\mathbf{x})[u][k]$  (alternatively, the reduction can be performed with average pooling), where  $q(\mathbf{x})[u][k]$  is the assignment value of the code  $q(\mathbf{x})[u]$  for the  $k^{\text{th}}$  word. Finally,  $\tilde{y}_T(\mathbf{x})$  is converted into a probability distribution over the visual words by  $L_1$ -normalization, *i.e.*,  $y_T(\mathbf{x})[k] = \frac{\tilde{y}_T(\mathbf{x})[k]}{\sum_{k'} \tilde{y}_T(\mathbf{x})[k']}$ .

To learn image representations, the student gets as input a perturbed version of the image  $\mathbf{x}$ , denoted as  $\tilde{\mathbf{x}}$ , and is trained to reconstruct the BoW representation  $y_T(\mathbf{x})$ , produced by the teacher, of the original unperturbed image  $\mathbf{x}$ . To that end, it first extracts a global vector representation  $S(\tilde{\mathbf{x}}) \in \mathbb{R}^c$  (with  $c$  channels) from the entire image  $\tilde{\mathbf{x}}$  and then applies a linear-plus-softmax layer to  $S(\tilde{\mathbf{x}})$ , as follows:

$$y_S(\tilde{\mathbf{x}})[k] = \frac{\exp(\mathbf{w}_k^\top S(\tilde{\mathbf{x}}))}{\sum_{k'} \exp(\mathbf{w}_{k'}^\top S(\tilde{\mathbf{x}}))}, \quad (1)$$

where  $W = [\mathbf{w}_1, \dots, \mathbf{w}_K]$  are the  $c$ -dimensional weight vectors (one per word) of the linear layer. The  $K$ -dimensional vector  $y_S(\tilde{\mathbf{x}})$  is the predicted softmax probability of the target  $y_T(\mathbf{x})$ . Hence, the training loss that is minimized for a single image  $\mathbf{x}$  is the cross-entropy loss

$$\text{CE}(y_S(\tilde{\mathbf{x}}), y_T(\mathbf{x})) = - \sum_{k=1}^K y_T(\mathbf{x})[k] \log(y_S(\tilde{\mathbf{x}})[k]) \quad (2)$$

between the softmax distribution  $y_S(\tilde{\mathbf{x}})$  predicted by the student from the perturbed image  $\tilde{\mathbf{x}}$ , and the BoW distribution  $y_T(\mathbf{x})$  of the unperturbed image  $\mathbf{x}$  given by the teacher.

**Our technical contributions.** In the following, we explain (i) in §3.1, how to construct a fully online training methodology for the teacher, student, and the visual-words vocabulary, (ii) in §3.2, how to implement a dynamic approach for the BoW prediction that can adapt to continuously changing vocabularies of visual words, and finally (iii) in §3.3, how to significantly enhance the learning of contextual reasoning skills by utilizing multi-scale BoW reconstruction targets and by revisiting the image augmentation schemes.

#### 3.1. Fully online BoW-based learning

To make the BoW targets encode more high-level features, BoWNet pre-trains the teacher convnet  $T(\cdot)$  with another

unsupervised method, such as RotNet [28], and computes the vocabulary  $V$  for quantizing the teacher feature maps off-line by applying k-means on a set of teacher feature maps extracted from training images. After the end of the student training, during which the teacher’s parameters remain frozen, the student becomes the new teacher  $T(\cdot) \leftarrow S(\cdot)$ , a new vocabulary  $V$  is learned off-line from the new teacher, and a new student is trained, starting a new training cycle. In this case however, **(a)** the final success depends on the quality of the first pre-trained teacher, **(b)** the teacher and the BoW reconstruction targets  $y_T(\mathbf{x})$  remain frozen for long periods of time, which, as already explained, results in a suboptimal training signal, and **(c)** multiple training cycles are required, making the overall training time consuming.

To address these important limitations, in this work we propose a fully online training methodology that allows the teacher to be continuously updated as the student training progresses, with no need for off-line k-means stages. This requires an online updating scheme for the teacher as well as for the vocabulary of visual words used for generating the BoW targets, both of which are detailed below.

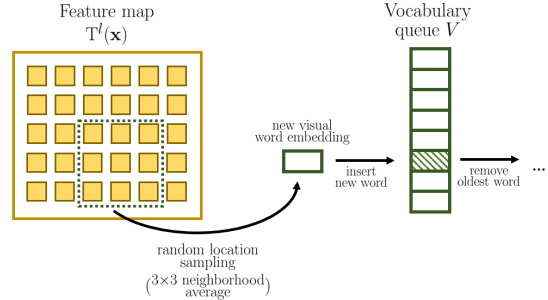
**Updating the teacher network.** Inspired by MoCo [35], the parameters  $\theta_T$  of the teacher convnet are an exponential moving average of the student parameters. Specifically, at each training iteration the parameters  $\theta_T$  are updated as

$$\theta_T \leftarrow \alpha \cdot \theta_T + (1 - \alpha) \cdot \theta_S, \quad (3)$$

where  $\alpha \in [0, 1]$  is a momentum coefficient. Note that, as a consequence, the teacher has to share exactly the same architecture as the student. With a proper tuning of  $\alpha$ , e.g.,  $\alpha = 0.99$ , this update rule allows slow and continuous updates of the teacher, avoiding rapid changes of its parameters, such as with  $\alpha = 0$ , which would make the training unstable. As in MoCo, for its batch-norm units, the teacher maintains different batch-norm statistics from the student.

**Updating the visual-words vocabulary.** Since the teacher is continuously updated, off-line learning of  $V$  is not a viable option. Instead, we explore two solutions for computing  $V$ , *online k-means* and a *queue-based vocabulary*.

**Online k-means.** One possible choice for updating the vocabulary is to apply online k-means clustering after each training step. Specifically, as proposed in VQ-VAE [53, 59], we use exponential moving average for vocabulary updates. A critical issue that arises in this case is that, as training progresses, the features distribution changes over time. The visual words computed by online k-means do not adapt to this distribution shift leading to extremely unbalanced cluster assignments and even to assignments that collapse to a single cluster. In order to counter this effect, we investigate different strategies: (a) detection of rarely used visual words over several mini-batches and replacement of these words with a randomly sampled feature vector from the current



**Figure 2: Vocabulary queue from randomly sampled local features.** For each input image  $\mathbf{x}$  to  $T$ , “local” features are pooled from  $T^l(\mathbf{x})$  by averaging over  $3 \times 3$  sliding windows. One of the resulting vectors is selected randomly and added as visual word to the vocabulary queue, replacing the oldest word in the vocabulary.

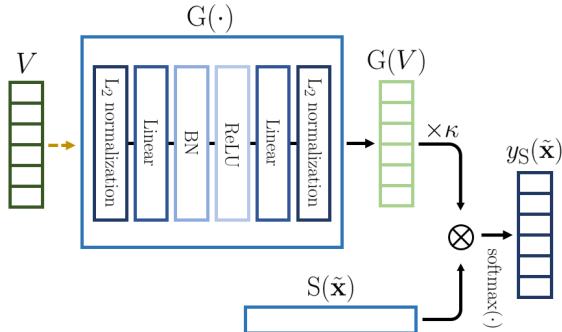
mini-batch; (b) enforcing uniform assignments to each cluster thanks to the Sinkhorn optimization as in, e.g., [4, 8]. For more details see §D.

**A queue-based vocabulary.** In this case, the vocabulary  $V$  of visual words is a  $K$ -sized queue of random features. At each step, after computing the assignment codes over the current vocabulary  $V$ , we update  $V$  by selecting one feature vector per image from the current mini-batch, inserting it to the queue, and removing the oldest item in the queue if its size exceeds  $K$ . Hence, the visual words in  $V$  are always feature vectors from past mini-batches. We explore three different ways to select these local feature vectors: **(a)** uniform random sampling of one feature vector in  $T^l(\mathbf{x})$ ; **(b)** global average pooling of  $T^l(\mathbf{x})$  (average feature vector of each image); **(c)** an intermediate approach between **(a)** and **(b)** which consists of a local average pooling with a  $3 \times 3$  kernel (stride 1, padding 0) of the feature map  $T^l(\mathbf{x})$  followed by a uniform random sampling of one of the resulting feature vectors (Fig. 2). Our intuition for option (c) is that, assuming that the local features in a  $3 \times 3$  neighborhood belong to one common visual concept, then local averaging selects a more representative visual-word feature from this neighborhood than simply randomly sampling one local feature (option (a)). Likewise, the global averaging option (b) produces a representative feature from an entire image, which however, might result in overly coarse visual word features.

The advantage of the queue-based solution over online k-means is that it is simpler to implement and it does not require any extra mechanism for avoiding unbalanced clusters, since at each step the queue is updated with new randomly sampled features. Indeed, in our experiments, the queue-based vocabulary with option (c) provided the best results.

**Generating BoW targets with soft-assignment codes.** For generating the BoW targets, we use soft-assignments instead of the hard-assignments used in BoWNet.

This is preferable from an optimization perspective due to the fact that the vocabulary of visual



**Figure 3: Dynamic BoW-prediction head.**  $G(\cdot)$  learns to quickly adapt to the visual words in the continuously refreshed vocabulary  $V$ . The outputs  $G(V)$  are in fact weights that are used for mapping the features  $S(\tilde{\mathbf{x}})$  to the corresponding BoW vector  $y_S(\tilde{\mathbf{x}})$ .

words is continuously evolving. We thus compute the assignment codes  $q(\mathbf{x})[u]$  as

$$q(\mathbf{x})[u][k] = \frac{\exp(-\frac{1}{\delta} \|\mathbf{T}^l(\mathbf{x})[u] - \mathbf{v}_k\|_2^2)}{\sum_{k'} \exp(-\frac{1}{\delta} \|\mathbf{T}^l(\mathbf{x})[u] - \mathbf{v}_{k'}\|_2^2)}. \quad (4)$$

The parameter  $\delta$  is a temperature value that controls the softness of the assignment. We use  $\delta = \delta_{\text{base}} \cdot \bar{\mu}_{\text{MSD}}$ , where  $\delta_{\text{base}} > 0$  and  $\bar{\mu}_{\text{MSD}}$  is the exponential moving average (with momentum 0.99) of the mean squared distance of the feature vectors in  $\mathbf{T}^l(\mathbf{x})$  from their closest visual words. The reason for using an adaptive temperature instead of a constant one is due to the change of magnitude of the feature activations during training, which induces a change of scale of the distances between the feature vectors and the visual words.

### 3.2. Dynamic bag-of-visual-word prediction

To learn effective image representations, the student must predict the BoW distribution over  $V$  of an image using as input a perturbed version of that same image. However, in our method the vocabulary is constantly updated and the visual words are changing or being replaced from one step to the next. Therefore, predicting the BoW distribution over a continuously updating vocabulary  $V$  with a fixed linear layer would make training unstable, if not impossible. To address this issue we propose to use a dynamic BoW-prediction head that can adapt to the evolving nature of the vocabulary. To that end, instead of using fixed weights as in (1), we employ a generation network  $G(\cdot)$  that takes as input the current vocabulary of visual words  $V = [\mathbf{v}_1, \dots, \mathbf{v}_K]$  and produces prediction weights for them as  $G(V) = [G(\mathbf{v}_1), \dots, G(\mathbf{v}_K)]$ , where  $G(\cdot) : \mathbb{R}^c \rightarrow \mathbb{R}^c$  is parameterized by  $\theta_G$  and  $G(\mathbf{v}_k)$  represents the prediction weight vector for the  $k^{\text{th}}$  visual word. Therefore, equation (1) becomes

$$y_S(\tilde{\mathbf{x}})[k] = \frac{\exp(\kappa \cdot G(\mathbf{v}_k)^\top S(\tilde{\mathbf{x}}))}{\sum_{k'} \exp(\kappa \cdot G(\mathbf{v}_{k'})^\top S(\tilde{\mathbf{x}}))}, \quad (5)$$



**Figure 4: Reconstructing BoWs from small parts of the original image.** Given a training image (left) we extract two types of image crops. The first type (middle) is obtained by randomly sampling an image region whose area covers no more than 60% of the entire image, resizing it to  $160 \times 160$  and then giving it as input to the student as part of the reconstruction task. The second type (right) is obtained by randomly selecting an area that covers between 60% to 100% of the entire image, resizing it to a  $256 \times 256$  image, dividing it into  $3 \times 3$  overlapping patches of size  $96 \times 96$ , and randomly choosing 5 out of these 9 patches (indicated with red rectangles) that are given as 5 separate inputs to the student. The student must then reconstruct the original BoW target independently for each patch. The blue rectangle on the left image indicates the central  $224 \times 224$  crop from which the teacher produces the BoW target. Note that, except from horizontal flipping, no other perturbation is applied on the teacher’s inputs.

where  $\kappa$  is a fixed coefficient that equally scales the magnitudes of all the predicted weights  $G(V) = [G(\mathbf{v}_1), \dots, G(\mathbf{v}_K)]$ , which by design are  $L_2$ -normalized. We implement  $G(\cdot)$  with a 2-layer MLP whose input and output vectors are  $L_2$ -normalized (see Fig. 3). Its hidden layer has size  $2 \times c$ .

We highlight that dynamic weight-generation modules are extensively used in the context of few-shot learning for producing classification weight vectors of novel classes using as input a limited set of training examples [27, 31, 58]. The advantages of using  $G(\cdot)$  instead of fixed weights, which BoWNet uses, are the equivariance to permutations of the visual words, the increased stability to the frequent and abrupt updates of the visual words, a number of parameters  $|\theta_G|$  independent from the number of visual words  $K$ , hence requiring fewer parameters than a fixed-weights linear layer for large vocabularies.

### 3.3. Representation learning based on enhanced contextual reasoning

**Data augmentation.** The key factor for the success of many recent self-supervised representation learning methods [8, 9, 11, 33, 67] is to leverage several image augmentation/perturbation techniques, such as Gaussian blur [9], color jittering and random cropping techniques, as cutmix [79] that substitutes one random-size patch of an image with that of another. In our method, we want to fully exploit the possibility of building strong image representations by hiding local information. As the teacher is randomly initialised, it is important to hide large regions of the original image from the student so as to prevent the student from relying only on

low-level image statistics for reconstructing the distributions  $y_T(x)$  over the teacher visual words, which capture low-level visual cues at the beginning of the training. Therefore, we carefully design our image perturbations scheme to make sure that the student has access to only a very small portion of the original image. Specifically, similar to [8, 49], we extract from a training image multiple crops with two different mechanisms: one that outputs  $160 \times 160$ -sized crops that cover less than 60% of the original image and one with  $96 \times 96$ -sized crops that cover less than 14% of the original image (see Fig. 4). Given those image crops, the student must reconstruct the full bags of visual words from each of them independently. Therefore, our cropping strategy definitively forces the student network to understand and learn spatial dependency between visual parts.

**Multi-scale BoW reconstruction targets.** We also consider reconstructing BoW from multiple network layers that correspond to different scale levels. In particular, we experiment with using both the last scale level  $L$  (i.e. layer `conv5` in ResNet) and the penultimate scale level  $L - 1$  (i.e. layer `conv4` in ResNet). The reasoning behind this is that the features of level  $L - 1$  still encode semantically important concepts but have a smaller receptive field than those in the last level. As a result, the visual words of level  $L - 1$  that belong to image regions hidden to the student are less likely to be influenced by pixels of image regions the student is given as input. Therefore, by using BoW from this extra feature level, the student is further enforced to learn contextual reasoning skills (and in fact, at a level with higher spatial details due to the higher resolution of level  $L - 1$ ), thus learning richer and more powerful representations. When using BoW extracted from two layers, our method includes a separate vocabulary for each layer, denoted by  $V_L$  and  $V_{L-1}$  for layers  $L$  and  $L - 1$  respectively, and two different weight generators, denoted by  $G_L(\cdot)$  and  $G_{L-1}(\cdot)$  for layers  $L$  and  $L - 1$ , respectively. Regardless of what layer the BoW target comes from, the student uses a single global image representation  $S(\tilde{x})$ , typically coming from the global average pooling layer after the last convolutional layer (i.e. layer `pool5` in ResNet), to perform the reconstruction task.

We show empirically in Section 4.1 that the contextual reasoning skills implicitly developed via using the above two schemes are decisive to learn effective image representations with the BoW-reconstruction task.

## 4. Experiments and results

We evaluate our method (OBoW) on the ImageNet [61], Places205 [83] and VOC07 [22] classification datasets as well as on the VOC07+12 detection dataset.

**Implementation details.** For our models, the vocabulary

size is set to  $K = 8192$  words and, as in BoWNet, when computing the BoW targets we ignore the visual words that correspond to the feature vectors on the edge of the teacher feature maps. The momentum coefficient  $\alpha$  for the teacher updates is initialized at 0.99 and is annealed to 1.0 during training with a cosine schedule. The hyper-parameters  $\kappa$  and  $\delta_{base}$  are set to 5 and 1/10 respectively for the results in §4.1, to 8 and 1/15 respectively for the results in §4.3. For more implementation details see §C.

### 4.1. Analysis

Here we perform a detailed analysis of our method. Due to the computationally intensive nature of pre-training on ImageNet, we use a smaller but still representative version created by keeping only 20% of its images and we implement our model with the light-weight ResNet18 architecture. For training we use SGD for 80 epochs with cosine learning rate initialized at 0.05, batch size 128, and weight decay  $5e - 4$ . We evaluate models trained with two versions of our method, the vanilla version that uses single-scale BoWs and from each training image extracts one  $160 \times 160$ -sized crop (with which it trains the student), and the full version that uses multi-scale BoWs and extracts from each training image two  $160 \times 160$ -sized crops plus five  $96 \times 96$ -sized patches.

**Evaluation protocols.** After pre-training, we freeze the learned representations and use two evaluation protocols. (1) The first one consists in training 1000-way linear classifiers for the ImageNet classification task. (2) For the second protocol, our goal is to analyze the ability of the representations to learn with few training examples. To that end, we use 300 ImageNet classes and run with them multiple (200) episodes of 50-way classification tasks with 1 or 5 training examples per class and a Prototypical-Networks [64] classifier.

### 4.2. Results

**Online vocabulary updates.** In Tab. 1, we compare the approaches for online vocabulary updates described §3.1. The queue-based solutions achieve in general better results than online k-means. Among the queue-based options, random sampling of locally averaged features (opt. (c)) provides the best results. Its advantage over option (b) with global averaging is more evident with multi-scale BoWs where an extra feature level with a higher resolution and more localized features is used, in which case global averaging produces visual words that are too coarse. In all remaining experiments, we use a queue-based vocabulary with option (c).

**Momentum for teacher updates.** In Table 2, we study the sensitivity of our method w.r.t. the momentum  $\alpha$  for the teacher updates (Equation 3). We notice a strong drop in performance when decreasing  $\alpha$  from 0.9 to 0.5 (a rapidly-changing teacher), and to 0 (the teacher and student have identical parameters), while keeping the initial learning rate

Updating method	Few-shot		Linear
	1-shot	5-shot	
<b>Online k-means</b>			
(a) replacing rare clusters	40.98	60.35	44.45
(b) Sinkhorn-based balancing	37.20	55.22	39.74
<b>Queue-based vocabulary</b>			
(a) local features	40.29	60.81	44.39
(b) globally-averaged features	41.57	<b>62.54</b>	45.79
(c) locally-averaged features	<b>42.11</b>	62.44	<b>45.86</b>
<b>Queue-based vocabulary - multi-scale BoW</b>			
(b) globally-averaged features	41.29	63.09	49.40
(c) locally-averaged features	<b>44.18</b>	<b>64.89</b>	<b>50.89</b>

**Table 1: Comparison of online vocabulary-update approaches.** The results in the first two sections are with the vanilla version of our method and with the full version in the third section.

$\alpha$	lr	Few-shot		Linear
		1-shot	1-shot	
0.99 $\rightarrow$ 1	0.05	<b>42.11</b>	<b>62.44</b>	45.86
0.999	0.05	40.87	61.41	45.76
0.99	0.05	41.19	61.65	<b>46.25</b>
0.9	0.05	40.79	60.92	44.89
0.5	0.05	12.70	23.20	15.41
0.0	0.05	13.19	24.85	17.47
0.5	0.03	39.52	60.18	43.82
0.0	0.01	33.80	55.02	39.90

**Table 2: Influence of the momentum coefficient  $\alpha$  used for the teacher updates.** For those results we used the vanilla version. In the “0.99  $\rightarrow$  1” row,  $\alpha$  is initialized to 0.99 and annealed to 1.0 with cosine schedule. The other entries use constant  $\alpha$  values.

Soft	Dyn	Few-shot		Linear
		1-shot	5-shot	
✓	✓	42.11	62.44	45.86
	✓	38.61	59.98	44.64
✓		2.00	2.00	0.10

**Table 3: Ablation of dynamic BoW prediction and soft-quantization.** For those results we used the vanilla version of our method. **Soft**: soft assignment instead of hard assignment. **Dyn**: dynamic weight generation instead of fixed weights.

fixed ( $lr = 0.05$ ). However, we noticed that this was not due to any cluster/mode collapse issue. The issue is that the teacher signal is more noisy at low  $\alpha$  because of the rapid change of its parameters. This prevents the student to converge when keeping the learning rate as high as 0.05. We notice in Table 2 that a reduction of the learning rate to adapt to the reduction of  $\alpha$  reduces the performance gap. This indicates that our method is not as sensitive to the choice of

Image crops	Linear
<b>Single-scale BoW</b>	
$1 \times 224^2$	31.39
$1 \times 224^2 + \text{cutmix}$	39.46
$1 \times 160^2$	45.86
$2 \times 160^2$	47.64
$5 \times 96^2$	44.24
$2 \times 160^2 + 5 \times 96^2$	49.64
<b>Multi-scale BoW</b>	
$2 \times 160^2$	49.00
$2 \times 160^2 + 5 \times 96^2$	<b>50.89</b>

**Table 4: Evaluation of image crop augmentations and the multi-scale BoWs.** See text.

Method	EP	Few-shot		Linear
		$n = 1$	$n = 5$	
BoWNet	200	33.80	55.02	41.30
BoWNet (160 <sup>2</sup> crops)	200	29.26	49.68	43.59
OBoW (vanilla)	80	42.11	62.44	45.86
OBoW (full)	80	<b>44.18</b>	<b>64.89</b>	<b>50.89</b>

**Table 5: Comparison with BoW-like methods.** “EP”: total number of epochs used for pre-training. Note that the BoWNet method consists of 40 epochs for teacher pre-training with the RotNet method followed by two BoWNet training rounds of 80 epochs.

the momentum as MoCo and BYOL were shown to be.

**Dynamic BoW prediction and soft quantization.** In Table 3, we study the impact of the dynamic BoW prediction and of using soft assignment for the codes instead of hard assignment. We see that (1), as expected, the network is unable to learn useful features without the proposed dynamic BoW prediction, *i.e.*, when using fixed weights; (2) soft assignment indeed provides a performance boost.

**Enforcing context-aware representations.** In Table 4 we study different types of image crops for the BoW reconstruction tasks, as well as the impact of multi-scale BoW targets. We observe that: (1) as we discussed in §3.3, smaller crops that hide significant portions of the original image are better suited for our reconstruction task thus leading to dramatic increase in performance (compare entries  $1 \times 224^2$  with the  $1 \times 160^2$  and  $5 \times 96^2$  entries). (2) Randomly sampling two  $160 \times 160$ -sized crops (entries  $2 \times 160^2$ ) and using  $96 \times 96$ -sized patches leads to another significant increase in performance. (3) Finally, employing multi-scale BoWs improves the performance even further.

**BoW-like comparison.** In Table 5, we compare our method with the reference BoW-like method BoWNet. For a fair comparison, we implemented BoWNet both with its proposed augmentations, *i.e.* using one  $224 \times 224$ -sized crop with cutmix (“BoWNet” row), and with the image augmen-

Method	Epochs	Batch	Linear Classification			VOC Detection			Semi-supervised learning	
			ImageNet	Places205	VOC07	AP <sup>50</sup>	AP <sup>75</sup>	AP <sup>all</sup>	1% Labels	10% Labels
Supervised	100	256	76.5	53.2	87.5	81.3	58.8	53.5	48.4	80.4
BoWNet [26]	325	256	62.1	51.1	79.3	81.3	61.1	55.8	-	-
PCL [48]	200	256	67.6	50.3	85.4	-	-	-	75.3	85.6
MoCo v2 [35]	200	256	67.5	-	-	82.4	63.6	57.0	-	-
SimCLR [9]	200	4096	66.8	-	-	-	-	-	-	-
SwAV [8]	200	256	72.7	-	-	-	-	-	-	-
BYOL [33]	300	4096	72.5	-	-	-	-	-	-	-
OBoW (Ours)	200	256	<b>73.8</b>	<b>56.8</b>	<b>89.3</b>	<b>82.9</b>	<b>64.8</b>	<b>57.9</b>	<b>82.9</b>	<b>90.7</b>
PIRL [49]	800	1024	63.6	49.8	81.1	80.7	59.7	54.0	57.2	83.8
MoCo v2 [35]	800	256	71.1	52.9	87.1	82.5	64.0	57.4	-	-
SimCLR [9]	1000	4096	69.3	53.3	86.4	-	-	-	75.5	87.8
BYOL [33]	1000	4096	74.3	-	-	-	-	-	78.4	89.0
SwAV [8]	800	4096	<b>75.3</b>	56.5	88.9	82.6	62.7	56.1	78.5	89.9

**Table 6: Evaluation of ImageNet pre-trained ResNet50 models.** The Epochs and Batch columns provide the number of pre-training epochs and the batch size of each model respectively. The first section includes models pre-trained with a similar number of epochs as our model (second section). We boldfaced the best results among all sections as well as of only the top two. For the linear classification tasks, we provide the top-1 accuracy. For object detection, we fine-tuned Faster R-CNN (R50-C4) on VOC `trainval07+12` and report detection AP scores by testing on `test07`. For semi-supervised learning, we fine-tune the pre-trained models on 1% and 10% of ImageNet and report the top-5 accuracy. Note that, in this case the ‘‘Supervised’’ entry results are obtained by supervised training of a classification model from scratch only using 1% or 10% of the labelled data. All the classification results are computed with single-crop testing.

tation we propose in the vanilla version of our method, *i.e.* one  $160 \times 160$ -sized crop (‘‘BoWNet (160<sup>2</sup> crops)’’). We see that our method, even in its vanilla version, achieves significantly better results, while using at least two times fewer training epochs, which validates the efficiency of our proposed fully-online training methodology.

### 4.3. Self-supervised training on ImageNet

Here we evaluate our method by pre-training with it convnet-based representations on the full ImageNet dataset. We implement the full solution of our method (as described in §4.1) using the ResNet50 (v1) [37] architecture. We evaluate the learned representations on ImageNet, Places205, and VOC07 classification tasks as well as on VOC07+12 detection task and provide results in Table 6. On the ImageNet classification we evaluate on two settings: (1) training linear classifiers with 100% of the data, and (2) fine-tuning the model using 1% or 10% of the data, which is referred to as *semi-supervised* learning.

**Results.** Pre-training on the full ImageNet and then transferring to downstream tasks is the most popular benchmark for unsupervised representations and thus many methods have configurations specifically tuned on it. In our case, due to the computational intensive nature of pre-training on ImageNet, no full tuning of OBoW took place. Nevertheless, it achieves very strong empirical results across the board. Its classification performance on ImageNet is 73.8%, which

is substantially better than instance discrimination methods MoCo v2 and SimCLR, and even improves over the recently proposed BYOL and SwAV methods when considering a similar amount of pre-training epochs. Moreover, in VOC07 classification and Places205 classification, it achieves a new state of the art despite using significantly fewer pre-training epochs than related methods. On the semi-supervised ImageNet setting it significantly surpasses the state of the art for 1% labels, and is also better for 10% labels using again much fewer epochs. Finally, on VOC detection, it outperforms previous state-of-the-art methods while demonstrating strong performance improvements over supervised pre-training.

## 5. Conclusion

In this work, we introduce OBoW, a novel unsupervised teacher-student scheme that learns convnet-based representations with a BoW-guided reconstruction task. By employing an efficient fully-online training strategy and promoting the learning of context-aware representations, it delivers strong results that surpass prior state-of-the-art approaches on most evaluation protocols. For instance, when evaluating the derived unsupervised representations on the Places205 classification, Pascal classification or Pascal object detection tasks, OBoW attains a new state of the art, surpassing prior methods while demonstrating significant improvements over supervised representations.



## References

- [1] Jean-Baptiste Alayrac, Joao Carreira, and Andrew Zisserman. The visual centrifuge: Model-free layered video representations. In *Proceedings of the IEEE Conference on Computer Vision and Pattern Recognition*, 2019. 2
- [2] Relja Arandjelovic, Petr Gronat, Akihiko Torii, Tomas Pajdla, and Josef Sivic. NetVLAD: CNN architecture for weakly supervised place recognition. In *Proceedings of the IEEE Conference on Computer Vision and Pattern Recognition*, 2016. 2
- [3] Relja Arandjelovic and Andrew Zisserman. Look, listen and learn. In *Proceedings of the International Conference on Computer Vision*, 2017. 2, 3
- [4] Yuki Markus Asano, Christian Rupprecht, and Andrea Vedaldi. Self-labelling via simultaneous clustering and representation learning. In *Proceedings of the International Conference on Learning Representations*, 2020. 1, 4, 15
- [5] Cristian Bucilă, Rich Caruana, and Alexandru Niculescu-Mizil. Model compression. In *Proceedings of the 12th ACM SIGKDD international conference on Knowledge discovery and data mining*, 2006. 2
- [6] Mathilde Caron, Piotr Bojanowski, Armand Joulin, and Matthijs Douze. Deep clustering for unsupervised learning of visual features. In *Proceedings of the European Conference on Computer Vision*, 2018. 1
- [7] Mathilde Caron, Piotr Bojanowski, Julien Mairal, and Armand Joulin. Unsupervised pre-training of image features on non-curated data. In *Proceedings of the International Conference on Computer Vision*, 2019. 1
- [8] Mathilde Caron, Ishan Misra, Julien Mairal, Priya Goyal, Piotr Bojanowski, and Armand Joulin. Unsupervised learning of visual features by contrasting cluster assignments. In *Advances in Neural Information Processing Systems*, 2020. 2, 4, 5, 6, 8, 14, 15
- [9] Ting Chen, Simon Kornblith, Mohammad Norouzi, and Geoffrey Hinton. A simple framework for contrastive learning of visual representations. In *Proceedings of the International Conference on Machine Learning*, 2020. 1, 2, 5, 8, 12
- [10] Ting Chen, Xiaohua Zhai, Marvin Ritter, Mario Lucic, and Neil Houlsby. Self-supervised GANs via auxiliary rotation loss. In *Proceedings of the IEEE Conference on Computer Vision and Pattern Recognition*, 2019. 2
- [11] Xinlei Chen, Haoqi Fan, Ross Girshick, and Kaiming He. Improved baselines with momentum contrastive learning. *arXiv preprint arXiv:2003.04297*, 2020. 5
- [12] Sumit Chopra, Raia Hadsell, and Yann LeCun. Learning a similarity metric discriminatively, with application to face verification. In *Proceedings of the IEEE Conference on Computer Vision and Pattern Recognition*, 2005. 1
- [13] Gabriella Csurka, Christopher Dance, Lixin Fan, Jutta Willamowski, and Cédric Bray. Visual categorization with bags of keypoints. In *Proceedings of the European Conference on Computer Vision workshops*, 2004. 2
- [14] Marco Cuturi. Sinkhorn distances: Lightspeed computation of optimal transport. In *Advances in Neural Information Processing Systems*, 2013. 15
- [15] Arnaud Dapogny, Matthieu Cord, and Patrick Pérez. The missing data encoder: Cross-channel image completion with hide-and-seek adversarial network. In *Proceedings of the Conference on Artificial Intelligence*, 2020. 1
- [16] Carl Doersch, Abhinav Gupta, and Alexei Efros. Unsupervised visual representation learning by context prediction. In *Proceedings of the International Conference on Computer Vision*, 2015. 1, 2, 3
- [17] Jeff Donahue, Philipp Krähenbühl, and Trevor Darrell. Adversarial feature learning. In *Proceedings of the International Conference on Learning Representations*, 2017. 1
- [18] Jeff Donahue and Karen Simonyan. Large scale adversarial representation learning. In *Advances in Neural Information Processing Systems*, 2019. 1
- [19] Alexey Dosovitskiy, Philipp Fischer, Jost Tobias Springenberg, Martin Riedmiller, and Thomas Brox. Discriminative unsupervised feature learning with exemplar convolutional neural networks. *IEEE Transactions on Pattern Analysis and Machine Intelligence*, 38(9), 2015. 2
- [20] Alexey Dosovitskiy, Jost Tobias Springenberg, Martin Riedmiller, and Thomas Brox. Discriminative unsupervised feature learning with convolutional neural networks. In *Advances in Neural Information Processing Systems*, 2014. 1
- [21] Vincent Dumoulin, Ishmael Belghazi, Ben Poole, Olivier Massropietro, Alex Lamb, Martin Arjovsky, and Aaron Courville. Adversarially learned inference. In *Proceedings of the International Conference on Learning Representations*, 2017. 1
- [22] Mark Everingham, Luc Van Gool, Chris Williams, John Winn, and Andrew Zisserman. The Pascal visual object classes (VOC) challenge. *International journal of Computer Vision*, 88(2), 2010. 6
- [23] William Falcon and Kyunghyun Cho. A framework for contrastive self-supervised learning and designing a new approach. *arXiv preprint arXiv:2009.00104*, 2020. 2
- [24] Jonathan Frankle, David J Schwab, and Ari Morcos. Are all negatives created equal in contrastive instance discrimination? *arXiv preprint arXiv:2010.06682*, 2020. 2
- [25] Elizabeth Gardner and Bernard Derrida. Three unfinished works on the optimal storage capacity of networks. *Journal of Physics A: Mathematical and General*, 22(12), 1989. 2
- [26] Spyros Gidaris, Andrei Bursuc, Nikos Komodakis, Patrick Pérez, and Matthieu Cord. Learning representations by predicting bags of visual words. In *Proceedings of the IEEE Conference on Computer Vision and Pattern Recognition*, 2020. 1, 2, 8, 14
- [27] Spyros Gidaris and Nikos Komodakis. Dynamic few-shot visual learning without forgetting. In *Proceedings of the IEEE Conference on Computer Vision and Pattern Recognition*, 2018. 5
- [28] Spyros Gidaris, Praveer Singh, and Nikos Komodakis. Unsupervised representation learning by predicting image rotations. In *Proceedings of the International Conference on Learning Representations*, 2018. 1, 2, 4
- [29] Rohit Girdhar, Deva Ramanan, Abhinav Gupta, Josef Sivic, and Bryan Russell. ActionVLAD: Learning spatio-temporal aggregation for action classification. In *Proceedings of the*

- IEEE Conference on Computer Vision and Pattern Recognition*, 2017. 2
- [30] Clément Godard, Oisín Mac Aodha, and Gabriel J Brostow. Unsupervised monocular depth estimation with left-right consistency. In *Proceedings of the IEEE Conference on Computer Vision and Pattern Recognition*, 2017. 2
- [31] Faustino Gomez and Jürgen Schmidhuber. Evolving modular fast-weight networks for control. In *International Conference on Artificial Neural Networks*. Springer, 2005. 5
- [32] Priya Goyal, Dhruv Mahajan, Abhinav Gupta, and Ishan Misra. Scaling and benchmarking self-supervised visual representation learning. In *Proceedings of the International Conference on Computer Vision*, 2019. 13, 14
- [33] Jean-Bastien Grill, Florian Strub, Florent Altché, Corentin Tallec, Pierre H Richemond, Elena Buchatskaya, Carl Doersch, Bernardo Avila Pires, Zhaohan Daniel Guo, Mohammad Gheshlaghi Azar, Bilal Piot, Koray Kavukcuoglu, Rémi Munos, and Michal Valko. Bootstrap your own latent: A new approach to self-supervised learning. In *Advances in Neural Information Processing Systems*, 2020. 2, 5, 8
- [34] Raia Hadsell, Sumit Chopra, and Yann LeCun. Dimensionality reduction by learning an invariant mapping. In *Proceedings of the IEEE Conference on Computer Vision and Pattern Recognition*, 2006. 1
- [35] Kaiming He, Haoqi Fan, Yuxin Wu, Saining Xie, and Ross Girshick. Momentum contrast for unsupervised visual representation learning. In *Proceedings of the IEEE Conference on Computer Vision and Pattern Recognition*, 2020. 1, 2, 4, 8, 14
- [36] Kaiming He, Georgia Gkioxari, Piotr Dollár, and Ross Girshick. Mask R-CNN. In *Proceedings of the International Conference on Computer Vision*, 2017. 14
- [37] Kaiming He, Xiangyu Zhang, Shaoqing Ren, and Jian Sun. Deep residual learning for image recognition. In *Proceedings of the IEEE Conference on Computer Vision and Pattern Recognition*, 2016. 8
- [38] Olivier Henaff. Data-efficient image recognition with contrastive predictive coding. In *Proceedings of the International Conference on Machine Learning*, 2020. 2
- [39] Geoffrey Hinton, Oriol Vinyals, and Jeff Dean. Distilling the knowledge in a neural network. In *Advances in Neural Information Processing Systems workshops*, 2014. 2
- [40] Himalaya Jain, Spyros Gidaris, Nikos Komodakis, Patrick Pérez, and Matthieu Cord. QuEST: Quantized embedding space for transferring knowledge. In *Proceedings of the European Conference on Computer Vision*, 2020. 2
- [41] Ashish Jain, Ashwin Ramesh Babu, Mohammad Zaki Zadeh, Debapriya Banerjee, and Fillia Makedon. A survey on contrastive self-supervised learning. *arXiv preprint arXiv:2011.00362*, 2020. 2
- [42] Hervé Jégou, Matthijs Douze, Cordelia Schmid, and Patrick Pérez. Aggregating local descriptors into a compact image representation. In *Proceedings of the IEEE Conference on Computer Vision and Pattern Recognition*, 2010. 2
- [43] Yannis Kalantidis, Mert Bulent Sariyildiz, Noé Pion, Philippe Weinzaepfel, and Diane Larlus. Hard negative mixing for contrastive learning. In *Advances in Neural Information Processing Systems*, 2020. 2
- [44] Anoop Korattikara Balan, Vivek Rathod, Kevin P Murphy, and Max Welling. Bayesian dark knowledge. In *Advances in Neural Information Processing Systems*, 2015. 2
- [45] Samuli Laine and Timo Aila. Temporal ensembling for semi-supervised learning. In *Proceedings of the International Conference on Learning Representations*, 2017. 2
- [46] Gustav Larsson, Michael Maire, and Gregory Shakhnarovich. Learning representations for automatic colorization. In *Proceedings of the European Conference on Computer Vision*, 2016. 1, 2
- [47] Hsin-Ying Lee, Jia-Bin Huang, Maneesh Singh, and Ming-Hsuan Yang. Unsupervised representation learning by sorting sequences. In *Proceedings of the International Conference on Computer Vision*, 2017. 2
- [48] Junnan Li, Pan Zhou, Caiming Xiong, Richard Socher, and Steven Hoi. Prototypical contrastive learning of unsupervised representations. *arXiv preprint arXiv:2005.04966*, 2020. 8
- [49] Ishan Misra and Laurens van der Maaten. Self-supervised learning of pretext-invariant representations. In *Proceedings of the IEEE Conference on Computer Vision and Pattern Recognition*, 2020. 2, 6, 8, 14
- [50] Ishan Misra, Lawrence Zitnick, and Martial Hebert. Shuffle and learn: unsupervised learning using temporal order verification. In *Proceedings of the European Conference on Computer Vision*, 2016. 2
- [51] Mehdi Noroozi and Paolo Favaro. Unsupervised learning of visual representations by solving jigsaw puzzles. In *Proceedings of the European Conference on Computer Vision*, 2016. 1, 2, 3
- [52] Aaron van den Oord, Yazhe Li, and Oriol Vinyals. Representation learning with contrastive predictive coding. *arXiv preprint arXiv:1807.03748*, 2018. 2
- [53] Aaron van den Oord, Oriol Vinyals, and Koray Kavukcuoglu. Neural discrete representation learning. In *Advances in Neural Information Processing Systems*, 2017. 4, 14
- [54] George Papamakarios. Distilling model knowledge. *arXiv preprint arXiv:1510.02437*, 2015. 2
- [55] Deepak Pathak, Philipp Krahenbuhl, Jeff Donahue, Trevor Darrell, and Alexei Efros. Context encoders: Feature learning by inpainting. In *Proceedings of the IEEE Conference on Computer Vision and Pattern Recognition*, 2016. 1, 2
- [56] Florent Perronnin and Christopher Dance. Fisher kernels on visual vocabularies for image categorization. In *Proceedings of the IEEE Conference on Computer Vision and Pattern Recognition*, 2007. 2
- [57] Sudeep Pillai, Rareş Ambruş, and Adrien Gaidon. Superdepth: Self-supervised, super-resolved monocular depth estimation. In *International Conference on Robotics and Automation*, 2019. 2
- [58] Siyuan Qiao, Chenxi Liu, Wei Shen, and Alan L Yuille. Few-shot image recognition by predicting parameters from activations. In *Proceedings of the IEEE Conference on Computer Vision and Pattern Recognition*, 2018. 5
- [59] Ali Razavi, Aaron van den Oord, and Oriol Vinyals. Generating diverse high-fidelity images with VQ-VAE-2. In *Advances in Neural Information Processing Systems*, 2019. 4, 14

- [60] Shaoqing Ren, Kaiming He, Ross Girshick, and Jian Sun. Faster R-CNN: Towards real-time object detection with region proposal networks. In *Advances in Neural Information Processing Systems*, 2015. 14
- [61] Olga Russakovsky, Jia Deng, Hao Su, Jonathan Krause, Sanjeev Satheesh, Sean Ma, Zhiheng Huang, Andrej Karpathy, Aditya Khosla, Michael Bernstein, et al. Imagenet large scale visual recognition challenge. *International journal of Computer Vision*, 115(3), 2015. 6
- [62] David Saad and Sara A Solla. Dynamics of on-line gradient descent learning for multilayer neural networks. In *Advances in Neural Information Processing Systems*, 1996. 2
- [63] Josef Sivic and Andrew Zisserman. Video google: Efficient visual search of videos. In *Toward category-level object recognition*. Springer, 2006. 2
- [64] Jake Snell, Kevin Swersky, and Richard Zemel. Prototypical networks for few-shot learning. In *Advances in Neural Information Processing Systems*, 2017. 6, 12
- [65] Antti Tarvainen and Harri Valpola. Mean teachers are better role models: Weight-averaged consistency targets improve semi-supervised deep learning results. In *Advances in Neural Information Processing Systems*, 2017. 2
- [66] Yonglong Tian, Dilip Krishnan, and Phillip Isola. Contrastive multiview coding. In *Proceedings of the European Conference on Computer Vision*, 2020. 2
- [67] Yonglong Tian, Chen Sun, Ben Poole, Dilip Krishnan, Cordelia Schmid, and Phillip Isola. What makes for good views for contrastive learning. In *Advances in Neural Information Processing Systems*, 2020. 5
- [68] Giorgos Tolias, Yannis Avrithis, and Hervé Jégou. To aggregate or not to aggregate: Selective match kernels for image search. In *Proceedings of the International Conference on Computer Vision*, 2013. 2
- [69] Trieu H Trinh, Minh-Thang Luong, and Quoc V Le. Selfie: Self-supervised pretraining for image embedding. *arXiv preprint arXiv:1906.02940*, 2019. 2
- [70] Vikas Verma, Alex Lamb, Juho Kannala, Yoshua Bengio, and David Lopez-Paz. Interpolation consistency training for semi-supervised learning. In *International Joint Conference on Artificial Intelligence*, 2019. 2
- [71] Pascal Vincent, Hugo Larochelle, Yoshua Bengio, and Pierre-Antoine Manzagol. Extracting and composing robust features with denoising autoencoders. In *Proceedings of the International Conference on Machine Learning*, 2008. 2
- [72] Oriol Vinyals, Charles Blundell, Tim Lillicrap, and Daan Wierstra. Matching networks for one shot learning. In *Advances in Neural Information Processing Systems*, 2016. 12
- [73] Carl Vondrick, Abhinav Shrivastava, Alireza Fathi, Sergio Guadarrama, and Kevin Murphy. Tracking emerges by coloring videos. In *Proceedings of the European Conference on Computer Vision*, 2018. 2
- [74] Tongzhou Wang and Phillip Isola. Understanding contrastive representation learning through alignment and uniformity on the hypersphere. In *Proceedings of the International Conference on Machine Learning*, 2020. 2
- [75] Donglai Wei, Joseph J Lim, Andrew Zisserman, and William T Freeman. Learning and using the arrow of time. In *Proceedings of the IEEE Conference on Computer Vision and Pattern Recognition*, 2018. 2, 3
- [76] Yuxin Wu, Alexander Kirillov, Francisco Massa, Wan-Yen Lo, and Ross Girshick. Detectron2, 2019. 14
- [77] Zhirong Wu, Yuanjun Xiong, Stella Yu, and Dahua Lin. Unsupervised feature learning via non-parametric instance-level discrimination. In *Proceedings of the IEEE Conference on Computer Vision and Pattern Recognition*, 2018. 1, 2
- [78] Jun Yang, Yu-Gang Jiang, Alexander G Hauptmann, and Chong-Wah Ngo. Evaluating bag-of-visual-words representations in scene classification. In *Proceedings of the ACM International Workshop on Multimedia Information Retrieval*, 2007. 1
- [79] Sangdoon Yun, Dongyoon Han, Seong Joon Oh, Sanghyuk Chun, Junsuk Choe, and Youngjoon Yoo. CutMix: Regularization strategy to train strong classifiers with localizable features. In *Proceedings of the International Conference on Computer Vision*, 2019. 5
- [80] Liheng Zhang, Guo-Jun Qi, Liqiang Wang, and Jiebo Luo. AET vs. AED: Unsupervised representation learning by auto-encoding transformations rather than data. In *Proceedings of the IEEE Conference on Computer Vision and Pattern Recognition*, 2019. 2
- [81] Richard Zhang, Phillip Isola, and Alexei Efros. Colorful image colorization. In *Proceedings of the European Conference on Computer Vision*, 2016. 1, 2
- [82] Richard Zhang, Phillip Isola, and Alexei Efros. Split-brain autoencoders: Unsupervised learning by cross-channel prediction. In *Proceedings of the IEEE Conference on Computer Vision and Pattern Recognition*, 2017. 1, 2
- [83] Bolei Zhou, Agata Lapedriza, Jianxiong Xiao, Antonio Torralba, and Aude Oliva. Learning deep features for scene recognition using places database. In *Advances in Neural Information Processing Systems*, 2014. 6
- [84] Tinghui Zhou, Matthew Brown, Noah Snavely, and David G Lowe. Unsupervised learning of depth and ego-motion from video. In *Proceedings of the IEEE Conference on Computer Vision and Pattern Recognition*, 2017. 2

## A. Comparing with MoCo for the same image augmentations

In the main paper we saw that the image augmentation techniques that we designed for our method have a strong positive impact on the quality of the learned representations. However, we stress that the performance improvement of our method over state-of-the-art instance-discrimination methods is not simply due a better mix of augmentations.

For example, in Table 7 we compare OBoW with MoCo v2, when the latter is implemented with the same image augmentations as those in the full solution of OBoW. We see that indeed, although the proposed augmentations also improve MoCo v2, our method is still significantly better, even in its vanilla version that employs simpler augmentations (*i.e.* only a single  $160 \times 160$ -sized crop). Therefore, the ability of OBoW to learn state-of-the-art representations is mainly due to its BoW-guided reconstruction formulation.

Method	EP	Few-shot		Linear
		$n = 1$	$n = 5$	
OBoW (vanilla)	80	42.11	62.44	45.86
OBoW (full)	80	<b>44.18</b>	<b>64.89</b>	<b>50.89</b>
MoCo v2	80	24.75	43.89	35.00
MoCo v2 (our aug.)	80	36.90	55.87	43.13

**Table 7: Comparison with MoCo v2 for the same image augmentations.** “EP”: total number of epochs used for pre-training. The results are obtained by training ResNet18-based models on 20% of ImageNet, similar to Sections 4.1 and 4.2 of the main paper. “MoCo v2 (our aug.)” is a MoCo v2 model implemented with the same augmentations that we use in the full version of our work, *i.e.* two  $160 \times 160$ -sized crops plus five  $96 \times 96$ -sized patches.

## B. Visualization of the vocabulary features

In Figures 5 and 6 we illustrate visual words from the `conv5` and `conv4` teacher feature maps of a ResNet50 OBoW model trained on ImageNet. Since we use a queue-based vocabulary that is constantly updated, for the visualizations we used the state of the vocabulary at the end of training. In order to visualize a visual word, we retrieve multiple image patches from images in the ImageNet training set and depict the 8 patches with the highest assignment score for that visual word. As it can be noticed, visual words encode high level visual concepts.

## C. Implementation details

### C.1. Image augmentation during pre-training

In Section 3.3 of the main paper, we described the two types of image crops that we extract from a training image in order to train the student network with them. In addition, beyond image cropping, similar to SimCLR [9], we also applied color jittering, color-to-grayscale conversion, Gaussian blurring and horizontal flipping as augmentation techniques. All implementation details are provided in Section F in the form of PyTorch code.

### C.2. Evaluation protocols in Section 4.1

To evaluate the quality of the learned representations, we use two protocols. **(1)** The first protocol consists in freezing the convnet and then training on its features 1000-way linear classifiers for the ImageNet classification task. The classifier is applied on top of the 512-dimensional feature vectors produced from the final global pooling layer of ResNet18. It is trained with SGD for 50 epochs using a learning rate of 10 that is divided by a factor of 10 every 15 epochs. The batch size is 256 and the weight decay  $2e-6$ . For fast experimentation, we train the linear classifier with precached features extracted from the  $224 \times 224$  central crop of the image and its horizontally flipped version. **(2)** For the second protocol,

we use a few-shot episodic setting [72]. We choose 300 classes from ImageNet and run 200 episodes of 50-way few-shot classification tasks. Essentially, for each episode, we randomly select 50 classes from the 300 ones and, for each of these selected classes,  $n$  training examples and  $m = 1$  test example (both randomly sampled from the validation images of ImageNet). For  $n$ , we use 1 and 5 examples corresponding to 1-shot and 5-shot classification settings, respectively. The  $m$  test examples per class are classified using a cosine-distance Prototypical-Networks [64] classifier applied on top of the frozen self-supervised representations. We report the mean accuracy over the 200 episodes. The purpose of this metric is to analyze the ability of the representations to be used for learning with few training examples. Furthermore, it has the advantage of not requiring tuning of any hyper-parameters, such as the learning rate of a linear classifier, number of training steps, *etc.*

### C.3. Self-supervised training on ImageNet

Here we provide implementation details for the pre-training of the ResNet50-based OBoW model that we use in Section 4.3 of the main paper. We present the full implementation of our method, which includes multi-scale BoWs from the `conv4` and `conv5` layers of ResNet50, and extraction of two crops of size  $160 \times 160$  plus five patches of size  $96 \times 96$  per training image. To extract BoW targets, we use  $K = 8192$  as vocabulary size and we ignore the local feature vectors on the edge / border of the teacher’s feature maps. The momentum coefficient  $\alpha$  for the teacher updates is initialized at 0.99 and is annealed to 1.0 during training with a cosine schedule. Finally, the hyper-parameters  $\kappa$  and  $\delta_{\text{base}}$  are set to 8 and  $1/15$  respectively.

We train the model for 200 training epochs with SGD using  $1e-4$  weight decay and 256-sized mini-batches. As a learning-rate schedule, we warm up the learning rate from 0 to 0.03 with linear annealing during the first 10 epochs and then, for the remaining 190 epochs, we decrease it from 0.03 to 0.00003 with cosine-based schedule. To train the model we use 4 Tesla V100 GPUs with data-distributed training (*i.e.* the mini-batch is divided across the 4 GPUs) while keeping the batch-norm statistics synchronized across all GPUs (*i.e.* use the `SyncBatchNorm` units of PyTorch).

### C.4. Evaluation protocols in Section 4.3

Here we describe the evaluation protocols that we use in Section 4.3 of the main paper.

**ImageNet linear classification.** In this case, we evaluate the performance on the 1000-way ImageNet classification task by applying a linear classifier on top of the 2048-dimensional frozen features of the `pool5` layer of ResNet50. We train the linear classifier using SGD for 100 training epochs with 0.9 momentum, 0 weight decay, 1024-sized mini-batches, and cosine learning-rate schedule initialized




Figure 5: **Examples of visual-word members from the conv5 layer of ResNet50.** The visualizations are created by using the state of the queue-based visual-words vocabulary at the end of training. For each visual word, we depict the 8 image patches retrieved from ImageNet with the highest assignment score for that word.

at 10.0. We use the typical image augmentations used for the fully-supervised training of ResNet50 models on this dataset.

**Places205 linear classification.** For this protocol, we evaluate the performance on the 205-way Places classification task by applying a linear classifier on top of the 2048-dimensional frozen features of the `pool5` layer of ResNet50. We follow the guidelines of [32] and train the linear classifier using SGD for 14 training epochs and a learning rate of 0.01 that is multiplied by 0.1 after 5 and 10 epochs. The batch size is 256 and the weight decay is  $1e-4$ .

**VOC07 linear classification with SVMs.** Here we evaluate on the VOC07 classification task by training and testing linear SVMs on top of the 2048-dimensional frozen features of the `pool5` layer. To that end, we use the publicly available code for benchmarking self-supervised methods provided in [32] that trains the SVMs using the VOC07

train+val splits and tests them using the VOC07 test split.

**Semi-supervised learning setting on ImageNet.** For this semi-supervised setting, we fine-tune the self-supervised ResNet50 model (pre-trained on all ImageNet unlabelled images) on 1% or 10% of ImageNet labelled images. We use the same 1% and 10% splits as in SimCLR (*i.e.* we downloaded and use the split files of their official code release). We train using SGD with 256-sized mini-batches, 0 weight decay, and two distinct learning rates for the classification head and the feature extractor trunk network components respectively. Specifically, in the 1% setting, we use 40 epochs and the initial learning rates 0.5 and 0.0002 for the classification head and feature extractor trunk components, respectively, which are then multiplied by a factor of 0.2 after 24 and 32 epochs. In the 10% setting, we use 20 epochs and the initial learning rates 0.5 and 0.0002 for the classification head and feature extractor trunk components, respectively, which are multiplied by a factor of 0.2 after 12

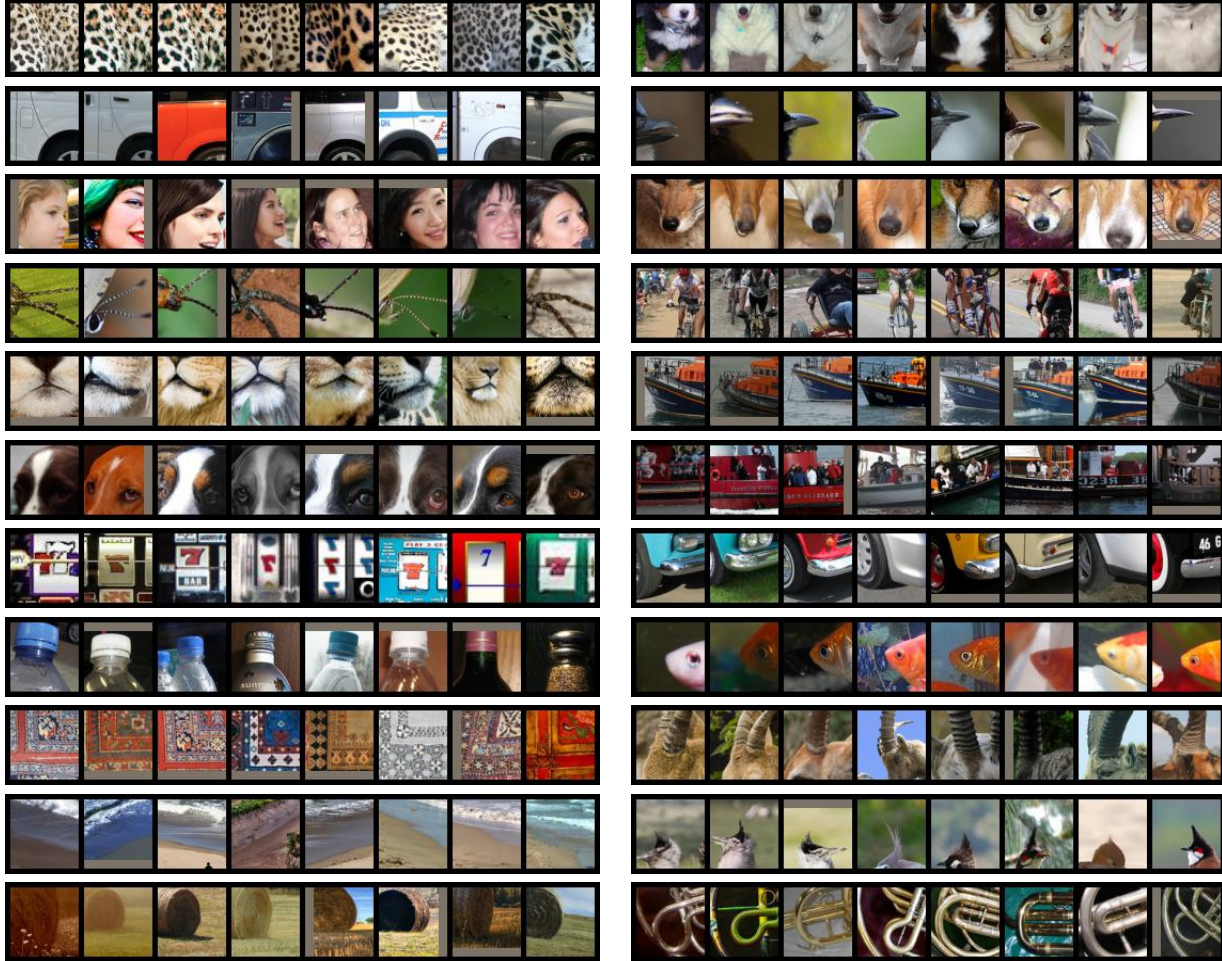


Figure 6: **Examples of visual-word members from the conv4 layer of ResNet50.** The visualizations are created by using the state of the queue-based visual-words vocabulary at the end of training. For each visual word, we depict the 8 image patches retrieved from ImageNet with the highest assignment score for that word.

and 16 epochs.

**VOC object detection.** Here we evaluate the utility of OBoW on a complex downstream task: object detection. We follow the setup considered in prior works [8, 26, 32, 35, 49]: we fine-tune the pre-trained OBoW with a Faster R-CNN [60] model using a ResNet50 backbone [36] (R50-C4 in Detectron2 [76]). We use the fine-tuning protocol and most hyper-parameters from He *et al.* [35]: fine-tune on `trainval07+12` and evaluate on `test07`. In detail, we train with mini-batches of size 16 across 4 GPUs for 24K steps, using `SyncBatchNorm` to fine-tune BatchNorm parameters, as well as inserting an additional BatchNorm layer for the RoI head after `conv5`, *i.e.* `Res5ROIHeadsExtraNorm` layer in Detectron2. The initial learning rate 0.01 is warmed-up with a slope of  $1e-3$  for 100 steps and then reduced by a factor of 10 after 18K and 22K steps. We report results for the final checkpoint averaged over 3 different runs.

#### D. On-line k-means vocabulary updates

As explained in the main paper, one of the explored choices for updating the vocabulary is to use online k-means after each training step. Specifically, as proposed in VQ-VAE [53, 59], we use exponential moving average for vocabulary updates. In this case, for each mini-batch, we compute the number  $n_k$  of feature vectors assigned to each cluster  $k$  and  $\mathbf{m}_k$  the element-wise sum of all feature vectors assigned to cluster  $k$  and update

$$N_k \leftarrow \gamma N_k + (1 - \gamma)n_k, \quad (6)$$

$$\mathbf{M}_k \leftarrow \gamma \mathbf{M}_k + (1 - \gamma)\mathbf{m}_k, \quad (7)$$

with  $\gamma = 0.99$ . The  $k^{\text{th}}$  visual word of the vocabulary  $V$  satisfies  $\mathbf{v}_k = \mathbf{M}_k / N_k$ . A critical issue that arises in this case is that, as training progresses, the features distribution changes over time. The visual words computed by online k-means do not adapt to this distribution shift leading to

	Sup.	OBoW	MoCo v2	BYOL
Epochs	100	200	800	300
<b>Measured with 256-sized mini-batches</b>				
Time per epoch	1.00	3.91	1.58	3.47
Training time	1.00	7.82	12.64	10.41
Memory per GPU	1.00	2.00	1.13	1.72
<b>ImageNet linear classification accuracy</b>				
batch size = 256	76.5	73.8	71.1	-
batch size = 4096	-	-	-	72.5 <sup>†</sup>

**Table 8: Time and memory consumption relative to supervised training.** “Sup.” is the supervised ImageNet training. To measure the time and memory consumption, for all methods we used ResNet50-based implementations, 256-sized mini-batches and data-distributed training with 4 Tesla V100 GPUs. We measured the time consumption based on a single training epoch (“Time per epoch”). We also provide the projected time for the full training of a method (“Training time”), which is estimated based on the specified number of training epochs (“Epochs”). For OBoW, we used its full implementation. <sup>†</sup>: for BYOL we provide the time and memory consumption w.r.t. 256-sized mini-batches, but BYOL uses 4096-sized mini-batches to achieve the reported ImageNet classification accuracy. So, in reality BYOL has higher total GPU memory requirements.

extremely unbalanced cluster assignments and even to assignments that collapse to a single cluster. In order to counter this effect, we investigate two different strategies:

**(a) Detection and replacement of rare visual words.** In this case, for each visual word we keep track of the time of its most recent assignment as closest cluster centroid to a feature vector. If more than 1000 training steps have passed since then, then we replace it with a local feature vector randomly sampled with uniform distribution from the current mini-batch.

**(b) Enforcing uniform assignments via Sinkhorn optimization.** Let  $\mathbf{x}_1, \dots, \mathbf{x}_b$  be the  $b$  images of the current mini-batch and  $D$  be the  $K \times B$  matrix ( $B = h_l \times w_l \times b$ ) whose  $i^{\text{th}}$  row  $D_i$  contains the squared distances between all the local features in the mini-batch (across all images and spatial dimensions) and the  $i^{\text{th}}$  visual word:  $D_i = [\|\mathbb{T}(\mathbf{x}_1)[1] - \mathbf{v}_i\|_2^2, \dots, \|\mathbb{T}(\mathbf{x}_b)[h_l \times w_l] - \mathbf{v}_i\|_2^2]$ . Similarly to [4, 8], we compute the assignment codes by solving the regularised optimal transport problem  $\min_{Q \in \mathcal{Q}} \sum_{i,j} Q_{i,j} D_{i,j} + \varepsilon Q_{i,j} \log Q_{i,j}$ , where  $\varepsilon$  is a coefficient that controls the softness of the assignments. The set  $\mathcal{Q}$  permits us to enforce uniform assignments among all the visual words and satisfies  $\mathcal{Q} = \{Q \in \mathbb{R}_+^{K \times B} \mid Q \mathbf{1}_B = \frac{1}{K} \mathbf{1}_K, Q^\top \mathbf{1}_K = \frac{1}{B} \mathbf{1}_B\}$ , where  $\mathbf{1}_K$  and  $\mathbf{1}_B$  are vectors of length  $K$  and  $B$ , respectively, with all entries equal to 1. We compute  $Q$  with the Sinkhorn algorithm [14] and use the resulting assignment codes for the on-line k-means updates and for the computation of the

BoW targets.

## E. Time and memory consumption

In Table 8, we provide the time and memory consumption of our method as well as of MoCo v2 and BYOL. We observe that OBoW achieves state-of-the-art results in less time (“Training time” row) than the competing methods. In terms of GPU memory consumption, with 256-sized mini-batches our method requires 15775Mb per GPU in a 4-GPU machine (or 8901Mb per GPU in a 8-GPU machine).

## F. PyTorch code of Image augmentations

Here we provide the PyTorch implementation of the image augmentations used in our work.

```
1 import random
2 import torch
3 import torchvision.transforms as T
4 from PIL import ImageFilter
5
6 class CropImagePatches:
7     """Crops from an image 3 x 3 overlapping patches."""
8     def __init__(self, patch_size=96, patch_jitter=24, num_patches=5):
9         self.patch_size = patch_size
10        self.patch_jitter = patch_jitter
11        self.num_patches = num_patches
12
13    def __call__(self, img):
14        _, height, width = img.size()
15        split_per_side = 3
16        offset_y = (height - self.patch_size - self.patch_jitter) // (split_per_side-1)
17        offset_x = (width - self.patch_size - self.patch_jitter) // (split_per_side-1)
18
19        patches = []
20        for i in range(split_per_side):
21            for j in range(split_per_side):
22                y_top = i * offset_y + random.randint(0, self.patch_jitter)
23                x_left = j * offset_x + random.randint(0, self.patch_jitter)
24                y_bottom = y_top + self.patch_size
25                x_right = x_left + self.patch_size
26                patches.append(img[:, y_top:y_bottom, x_left:x_right])
27
28        if self.num_patches < (split_per_side * split_per_side):
29            indices = torch.randperm(len(patches))[:self.num_patches]
30            patches = [patches[i] for i in indices.tolist()]
31
32        return torch.stack(patches, dim=0)
33
34 class StackMultipleViews:
35     def __init__(self, transform, num_views):
36         self.transform = transform
37         self.num_views = num_views
38
39     def __call__(self, img):
40         return torch.stack([self.transform(img) for _ in range(self.num_views)], dim=0)
41
42 class GaussianBlur:
43     def __init__(self, sigma=[.1, 2.]):
44         self.sigma = sigma
45
46     def __call__(self, img):
47         sigma = random.uniform(self.sigma[0], self.sigma[1])
48         return img.filter(ImageFilter.GaussianBlur(radius=sigma))
49
50 normalize = T.Normalize(mean=[0.485, 0.456, 0.406], std=[0.229, 0.224, 0.225])
51
52 # Define the transformations for extracting the central from of the original image.
53 transform_original_image = T.Compose([
54     T.Resize(256),
55     T.CenterCrop(224),
56     T.RandomHorizontalFlip(),
57     T.ToTensor(),
58     normalize])
59
60 # Define the transformations for generating two 160x160-sized image crops.
61 transform_two_160x160_image_crops = StackMultipleViews(
62     transform=T.Compose([
63         T.RandomResizedCrop(160, scale=[0.08, 0.6]),
64         T.RandomApply([T.ColorJitter(0.4, 0.4, 0.4, 0.1)], p=0.8),
65         T.RandomGrayscale(p=0.2),
66         T.RandomApply([GaussianBlur(sigma=[0.1, 2.0])], p=0.5),
67         T.RandomHorizontalFlip(),
68         T.ToTensor(),
69         normalize]),
70     num_views=2)
71
72 # Define the transformations for generating two 160x160-sized image crops.
73 transform_five_96x96_image_patches = T.Compose([
74     T.RandomResizedCrop(256, scale=[0.6, 1.0]),
75     T.RandomApply([T.ColorJitter(0.4, 0.4, 0.4, 0.1)], p=0.8),
76     T.RandomGrayscale(p=0.2),
77     T.RandomHorizontalFlip(),
78     T.ToTensor(),
79     normalize,
80     CropImagePatches(patch_size=96, patch_jitter=24, num_patches=5)])
```