

Bounded Model Checking of Software Using Interval Methods via Contractors

Mohannad Aldughaim^{*}, Kaled Alshmrany[‡], Mohamed Mustafa[§], Lucas Cordeiro[†] and Alexandru Stancu[¶]

The University of Manchester, Manchester, United Kingdom

^{*}mohannad.aldughaim@manchester.ac.uk, [‡]kaled.alshmrany@manchester.ac.uk,

[§]mohamed.mustafa@manchester.ac.uk, [†]lucas.cordeiro@manchester.ac.uk, [¶]alexandru.stancu@manchester.ac.uk

Abstract—Bounded model checking (BMC) is a vital technique to find property violations in programs. BMC can quickly find an execution path starting from an initial state to the bad state that refutes a given property. However, BMC techniques struggle to falsify programs that contain loops. BMC needs to unfold the program loops up to the bound k , which sometimes leads to a considerable state-space to be explored. Here, we develop an innovative software verification approach that exploits interval methods via contractors to prune the state-space exploration of programs that contain loops. In particular, this is the first work that exploits interval methods via contractors to analyze the loop variables and identify where the property is guaranteed to hold, thus pruning the domain where it holds. Experimental results show a performance boost in terms of space and time as contractors removed 99% of the search space in some examples and made them substantially faster to verify with BMC.

I. INTRODUCTION

Software verification prevents software errors that could cause financial losses or risk individuals' well-being [1]. Developed originally by Clarke and Emerson [2] and by Queille and Sifakis [3], Model Checking is one way to do such verification as it models the software into states that will be explored exhaustively. It is considered one of the most successful methods for its use in research and industry [1]. Model-checking started with mainly hardware verification in mind, and over the years, researchers developed the technique to include many aspects of software verification. One of the critical problems in software verification is the state-space explosion problem [1]. The growth rate of states is exponential in the number of variables and the number of processes. With fairly complex software systems, the number of states it will produce can grow out of proportion, which, in turn, will take a substantial amount of memory and time to perform the verification process automatically.

Researchers have tackled the state explosion problem using various techniques. One of the first techniques is Symbolic Model Checking with Binary Decision Diagrams (BDDs) [4] [5], which is performed using a fixed point algorithm. In this approach, rather than listing each state, the states are represented using a BDD; this representation is exponentially smaller than traditional. Then, Peled [6] introduced Partial

Order Reduction techniques to reduce state-space exploration. This technique is best suited for concurrent systems as it takes advantage of the commutative transitions that result in the same state. Another successful attempt was Counterexample-Guided Abstraction Refinement (CEGAR) made by Clarke et al. [7]. This method converts the code to be verified into an abstract model. Then it refines this model according to the property being verified. This method keeps the state space small using abstraction functions that determine each variable's level of abstraction. Finally, Biere et al. in 1999 [8] introduced Bounded Model Checking (BMC). By utilizing Boolean Satisfiability (SAT) solvers' speed, BMC attempts to find a counterexample of a fixed length, which reduces the size of the state-space exploration. BMC aimed to find errors rather than the absence of them [9].

Here, we advance the state-of-the-art in model checking and introduce an innovative verification method to reduce the search-space exploration using interval methods via contractors [10], which has not been previously explored in the literature. Abstract interpretation techniques exist to compute intervals [11]. When we compare interval analysis and methods with abstract interpretation techniques, they share the same formal definitions and operations for intervals. However, they differ when it comes to interval methods, especially contractors. The use of contractors made interval methods more practical by reducing their complexity. Interval methods applications in robotics, medicine and finance, showed that it could prove the existence of a solution(s) while taking into account all sources of uncertainty [12]. In particular, our approach works as follows: first, we model the software variables as intervals and the properties as constraints. Second, we apply contractors to analyze those variables' search space, then identify where a property is guaranteed to fail by providing a counterexample. Third, we analyze the intervals and identify where each property is guaranteed to hold; then, we remove the states associated with identified values. What remains is a smaller upper bound region where constraints are satisfied. Finally, we provide those regions to the BMC procedure to perform the automated verification. Experimental results show a performance boost in space and time as contractors removed 99% of the search space in some examples and made them substantially faster to verify with BMC techniques.

Contributions. The main original contributions of this paper

The work in this paper is partially funded by the EPSRC grants EP/T026995/1, EP/V000497/1, and EU H2020 ELEGANT 957286. The first author acknowledges the scholarship received from the King Saud University, Saudi Arabia.

can be summarized as follows:

- We develop a novel verification method based on interval methods via contractors, which contracts the domains of variables representing the search space. This contraction is based on the specified property modeled as functions, which represent the contractor constraints.
- We analyze the search space to detect any property violation by producing an interval of values representing counterexamples. If the domains for the variables could violate a property, the outer contractor will reduce the area that is guaranteed to produce such violations.
- We prune the search space not to include the verified property region(s), which will always hold, thus reducing time and memory usage. We perform this step by using the inner contractor to reduce the guaranteed area inside the solution.
- Experimental results show that our approach can reduce the search space by several orders of magnitude when verifying programs with BMC techniques.

II. PRELIMINARIES

A. Satisfiability Modulo Theories (SMT)

By using and combining different theories, SMT decides the satisfiability of the first-order formula. These theories include uninterpreted functions, linear and non-linear arithmetic, bit-vectors, tuples, arrays, and other decidable first-order theories [13]. Given a theory \mathcal{T} and a quantifier-free formula ψ , we say that ψ is \mathcal{T} -satisfiable *iff* there exists a structure that satisfies both the formula and the sentences of \mathcal{T} , or equivalently, if $\mathcal{T} \cup \{\psi\}$ is satisfiable. Given a set $\Gamma \cup \{\psi\}$ of formulae over \mathcal{T} , we say that ψ is a \mathcal{T} -consequence of Γ , and write $\Gamma \models_{\mathcal{T}} \psi$, if and only if every model of $\mathcal{T} \cup \Gamma$ is also a model of ψ . Checking $\Gamma \models_{\mathcal{T}} \psi$ can be reduced in the usual way to checking the \mathcal{T} -satisfiability of $\Gamma \cup \{\neg\psi\}$ [13].

B. Bounded Model Checking (BMC) of Software

In BMC, the program is modeled as a state transition system (TS), which is derived from its control-flow graph [14], and then converted to a *Static Single Alignment* form (SSA). Each control graph node will be converted to either an assignment or a conditional statement converted to a guard. Each edge represents a change in the program's control location [15]. When modeling the program, a Kripke structure [16] is used as TS $M = (S, T, S_0)$, which is an abstract machine that has a set of states S , initial states $S_0 \subseteq S$, and transition relation $T \subseteq S \times S$. The set of states $S = \{s_0, s_1, \dots, s_n\} : n \in \mathbb{N}$ contains all the states. Each state has the value of each variable in the program and a program counter pc . Each transition is denoted by $\gamma(s_i, s_{i+1}) \in T$, where it represents a logical formula that encodes all the changes in variables and pc from s_i to s_{i+1} . Next is to compute a *Verification Condition* (VC) denoted by Ψ , a quantifier-free formula in a decidable subset of first-order logic. Given a transition system M , a property ϕ , and a bound k , BMC unrolls the system k times to produce Ψ such that Ψ is satisfiable *iff* ϕ has a counterexample of length k or less.

$$\Psi_k = I(s_0) \wedge \bigvee_{i=0}^k \bigwedge_{j=0}^{i-1} (\gamma(s_j, s_{j+1}) \wedge \neg\phi(s_i)) \quad (1)$$

In the logical formula (1), I denotes the set of initial states of M , $\gamma(s_j, s_{j+1})$ denotes the relation between two states in M . ϕ denotes the safety properties that should not be violated. Hence, $I(s_0) \wedge \bigwedge_{j=0}^{i-1} \gamma(s_j, s_{j+1})$ represents the execution of M of length i and if there exists some $i \leq k$ such that it satisfies Ψ_k at time-step i there exists a state in which ϕ is violated. Then Ψ_k is given to an SMT solver to be checked for satisfiability. If it is satisfiable, then the SMT solver will provide an assignment that satisfies Ψ_k . With this assignment, the counterexample is constructed using the values extracted from the program variables. For a property ϕ , a counterexample consists of a sequence of states $\{s_0, s_1, \dots, s_k\} | s_0 \in S_0$ and $s_i \in S | 0 \leq i < k$ and $\gamma(s_i, s_{i+1})$. If Ψ_k is unsatisfiable, that means no error state is reachable in k steps or less therefore no property was violated. Tools that implement BMC for software [15] produce two quantifier free formulae, represented by C and P , which encode the constraints and properties, resp. Formula C serves as the first part of Ψ_k , which is $I(s_0) \wedge \bigvee_{i=0}^k \bigwedge_{j=0}^{i-1} \gamma(s_j, s_{j+1})$. As for $\neg P$, it serves as the second part of Ψ_k which is $\bigvee_{i=0}^k \neg\phi(s_i)$. Then the SMT solver checks $C \models_{\mathcal{T}} P$ in the form of $C \wedge \neg P$.

C. Interval Analysis and Methods

Definition 1 (Interval). An *interval* is a connected, closed subset of \mathbb{R} denoted by $[x]$. It has a lower and an upper limits that are scalars denoted by \underline{x} and \bar{x} , respectively, where $\underline{x}, \bar{x} \in \mathbb{R}$. An interval is defined as $[x] = [\underline{x}, \bar{x}] \in \mathbb{IR}$, where \mathbb{IR} is the set of all intervals of \mathbb{R} [17].

Here, we assume that $\underline{x} \leq \bar{x}$, nonetheless, in the field of *Model Interval Analysis* [17] it is possible to have $\underline{x} > \bar{x}$. However, this case is outside the scope of the paper, which does not mean that the opposite is invalid as it is used in the field of *Model Interval Analysis* [17]. Each interval has a *width* and *center*, which are respectively defined as: $w([x]) = \bar{x} - \underline{x}$ and $c([x]) = \frac{\bar{x} + \underline{x}}{2}$, where *width* and *center* are w and c , respectively. An interval is considered *degenerate* or *punctual* if its width is 0, i.e., $w = 0$. Intervals can be extended to multiple dimensions. An interval in n dimensions is a vector of intervals for each dimension. Such as $[\mathbf{x}] = [x_1] \times [x_2] \times \dots \times [x_n]$, where $[\mathbf{x}]$ is called a *box* and $[\mathbf{x}] \in \mathbb{IR}^n$. A box is an axis-aligned hyperrectangle in \mathbb{R}^n .

1) Set Operations and Arithmetic: Every interval is a set, but not vice-versa [18]. For a set to be an interval, it has to be closed, connected and defined in real numbers. Set operations include *intersection*, *union* and *difference*. For union, it can result in two disconnected intervals. *Interval Hull* encompasses the entire area between two intervals that are disconnected, which is denoted by \sqcup . For example, let $[a] = [\underline{a}, \bar{a}]$ and $[b] = [\underline{b}, \bar{b}]$ then $[a] \sqcup [b] = [a] \sqcup [b] = [\text{Min}(\underline{a}, \underline{b}), \text{Max}(\bar{a}, \bar{b})]$. Set operations can also be extended to multiple dimensions.

Intervals also have arithmetic and functions that are applied extensively [19]. That includes addition and multiplication at

a basic level. Division and subtraction are best described as interval functions [18]. Let \mathbb{S}_{x_1} and \mathbb{S}_{x_2} be sets and let \diamond be a binary operator, then, set arithmetic can be defined as:

$$\mathbb{S}_{x_1} \diamond \mathbb{S}_{x_2} = \{x_1 \diamond x_2 \mid x_1 \in \mathbb{S}_{x_1}, x_2 \in \mathbb{S}_{x_2}\}, \quad (2)$$

If one set is empty, the result of the binary operation is also an empty set, which also applies on intervals and defined as follows, let $[x_1], [x_2] \in \mathbb{IR}$:

Definition 2 (Addition). Addition is applied on intervals as follows:

$$[x_1] + [x_2] = \begin{cases} [x_1 + x_2, \bar{x}_1 + \bar{x}_2], & \text{if } [x_1] \neq \emptyset \wedge [x_2] \neq \emptyset \\ \emptyset, & \text{otherwise.} \end{cases} \quad (3)$$

Definition 3 (Multiplication). Multiplication is applied on intervals as follows:

$$[x_1] * [x_2] = \begin{cases} [\text{Min}(\mathbb{S}_x), \text{Max}(\mathbb{S}_x)], & \text{if } [x_1] \neq \emptyset \wedge [x_2] \neq \emptyset \\ \emptyset, & \text{otherwise.} \end{cases} \quad (4)$$

where $\mathbb{S}_x = \{x_1 x_2, x_1 \bar{x}_2, \bar{x}_1 x_2, \bar{x}_1 \bar{x}_2\}$

Definition 4 (Functions). Functions are applied on intervals as follows:

Let $f : \mathbb{R} \rightarrow \mathbb{R}$, then

$$[f]([x]) = \begin{cases} [f(\underline{x}), f(\bar{x})], & \text{if } f(x) \text{ is} \\ & \text{monotonically increasing.} \\ [f(\bar{x}), f(\underline{x})], & \text{if } f(x) \text{ is} \\ & \text{monotonically decreasing.} \end{cases} \quad (5)$$

For functions that are not monotonic, we split the domain into sub-domains where the function is monotonic.

Definition 5 (Subtraction). Subtraction is applied on intervals as follows:

$$\text{Let } f(x) = -x \text{ then } [x_1] - [x_2] = [x_1] + [f]([x_2]) \quad (6)$$

Definition 6 (Division). Similar to subtraction, division can be defined as a function:

$$\text{Let } f(x) = \frac{1}{x} \text{ then } \frac{[x_1]}{[x_2]} = \begin{cases} [x_1] * [f]([x_2]), & \text{if } \{0\} \notin [x_2] \\ \emptyset, & \text{otherwise.} \end{cases} \quad (7)$$

Definition 7 (Constraint Satisfaction Problem). A constraint satisfaction problem (CSP), in the context of interval analysis, is defined as the triple $(\mathbf{x}, [\mathbf{x}], \mathbf{f}(\mathbf{x}) \leq \mathbf{0})$, where $\mathbf{x} \in \mathbb{R}^n$ is a set of n variables, $[\mathbf{x}] \in \mathbb{IR}^n$ is box representing the interval domain of each variable, and $\mathbf{f}(\mathbf{x}) \leq \mathbf{0}$ are the set of constraints such that $\mathbf{f} : \mathbb{R}^n \rightarrow \mathbb{R}^m$ is a vector function whose coordinates are $f_j, \forall j \in \{1, \dots, m\}$ [18]. The solution set of the CSP is defined as:

$$\mathbb{S}_{\mathbf{x}} = \{\mathbf{x} \in [\mathbf{x}] \mid \mathbf{f}(\mathbf{x}) \leq \mathbf{0}\}. \quad (8)$$

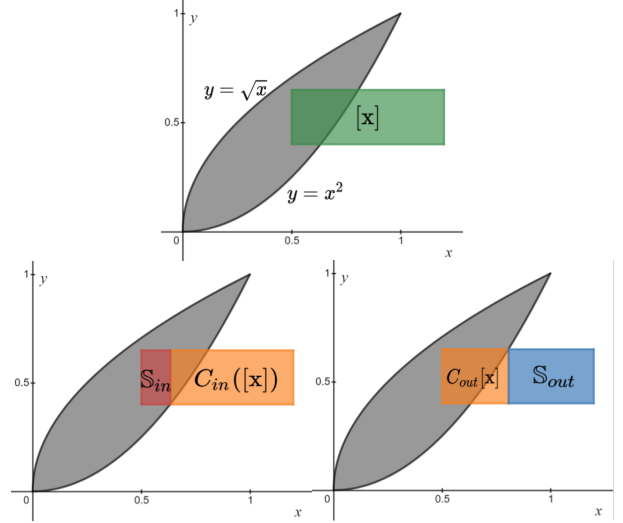


Fig. 1: CSP with $x \in \mathbb{R}^2$, initial box $[x] = [0.5, 1.2] \times [0.4, 0.6]$, and two constraints: $y \geq x^2$, $y \leq \sqrt{x}$. Inner contractor versus outer contractor. \mathbb{S}_{out} is the remainder of \mathcal{C}_{out} action, and \mathbb{S}_{in} is the remainder of \mathcal{C}_{in} action [18].

2) **Interval Methods:** Given a *Constraint Satisfaction Problem (CSP)*, interval methods are heuristic search algorithms that estimate an upper bound solution.

Definition 8 (Contractor). A *contractor* is an interval method that estimates the solution of a given CSP with the map $\mathcal{C} : \mathbb{R}^n \rightarrow \mathbb{R}^n$. Let $\mathbb{S}_{\mathbf{x}}$ be the set of solution and $\mathcal{C} : \mathbb{R}^n \rightarrow \mathbb{R}^n$ be a contractor, which is applied to box $[x]$ then $\mathcal{C}([x]) \subseteq [x]$ and $\mathcal{C}([x]) \cap \mathbb{S}_{\mathbf{x}} = [x] \cap \mathbb{S}_{\mathbf{x}}$. The former satisfies the *contraction* condition and the latter satisfies *correctness* condition [10].

As illustrated in Fig. 1, we can have inner contractor \mathcal{C}_{in} and outer contractor \mathcal{C}_{out} , which are complements of each other in terms of constraints.

After applying the contractor, the result is best described as three sets:

- \mathbb{S}_{in} is the estimated solution of $\mathbb{S}_{\mathbf{x}}$ such that $\mathbb{S}_{in} \subset \mathbb{S}_{\mathbf{x}}$ color coded in red.
- \mathbb{S}_{out} is the *complement* of the estimated solution such that $\mathbb{S}_{out} \cap \mathbb{S}_{\mathbf{x}} = \emptyset$ color coded in blue.
- $\mathbb{S}_{boundary}$ is the boundary set which represents the area that both include the solution and its inverse such that $\mathbb{S}_{boundary} \cap \mathbb{S}_{\mathbf{x}} \neq \emptyset$ and $\mathbb{S}_{boundary} \not\subset \mathbb{S}_{\mathbf{x}}$ color coded in orange.

For different CSPs, There are many types of contractors [20], [21]. However, in this paper we will use *Forward-backward contractor* [22] for its simplicity and efficiency.

Definition 9 (Forward-backward Contractor). Forward-backward Contractor is a contractor that is applied to a CSP with one single constraint, and it contracts in two steps: *forward propagation* and *backward propagation* [18] and they are illustrated in Algorithm 1.

Algorithm 1 Forward-backward Contractor $\mathcal{C}_{\uparrow\downarrow}$.

```
1: function  $\mathcal{C}_{\uparrow\downarrow}(\mathbf{x}, f(\mathbf{x}), [I])$  do
2:    $[y] = [I] \cap [f](\mathbf{x})$ 
3:   for all  $[x_i] \in \mathbf{x} : i \in \{1, \dots, n\}$  do
4:      $[x_i] = [x_i] \cap [f_{x_i}^{-1}](y, \mathbf{x})$ 
5:   end for
6:   return  $\mathbf{x}$ 
7: end function
```

Generally, a CSP can have multiple constraints and in order to handle such a situation we can use *Outer Contractor* that applies forward-backward contractor on each constraint independently as shown in Algorithm 2 [18].

Algorithm 2 Outer Contractor \mathcal{C}_{out} .

```
1: function  $\mathcal{C}_{out}(\mathbf{x}, \mathbf{f}(\mathbf{x}))$  do
2:   for all  $f_j \in \mathbf{f} : j \in \{1, \dots, m\}$  do
3:      $\mathbf{x} \leftarrow \mathcal{C}_{\uparrow\downarrow}(\mathbf{x}, f_j(\mathbf{x}), (-\infty, 0])$ 
4:   end for
5:   return  $\mathbf{x}$ 
6: end function
```

Forward-backward contractor can be used to construct another type of contractor where the complementary CSP is considered; such contractor is called *Inner Contractor* and its procedure is defined in Algorithm 3 [18].

Algorithm 3 Inner Contractor \mathcal{C}_{in} .

```
1: function  $\mathcal{C}_{in}(\mathbf{x}, \mathbf{f}(\mathbf{x}))$  do
2:    $[\hat{\mathbf{x}}] \leftarrow \emptyset$ 
3:   for all  $f_j \in \mathbf{f} : j \in \{1, \dots, m\}$  do
4:      $[\hat{\mathbf{x}}] \leftarrow [\hat{\mathbf{x}}] \sqcup \mathcal{C}_{\uparrow\downarrow}(\mathbf{x}, f_j(\mathbf{x}), (0, \infty))$ 
5:   end for
6:   return  $[\hat{\mathbf{x}}]$ 
7: end function
```

III. BOUNDED MODEL CHECKING OF SOFTWARE USING INTERVAL METHODS VIA CONTRACTORS

Here, we introduce contractors described in Section II-C to BMC of software. In particular, we model the constraints and properties generated from BMC instances to a Constraint Satisfaction Problem (CSP) [23]. In a CSP, we have three inputs: variables (dimensions), domain, and constraints. We get the domains by analyzing declaration of independent variables, *assume* statement and variable assignment (BMC constraints). The directive *assert*, which represents the property, will give the contractor constraints. Assert statements will also dictate which variables are included in the domains we define. We apply the contractors in the intermediate representation (IR) of programs. Our IR is a GOTO-program that simplifies the program representation (e.g., replaces *switch* and *while* by *if* and *goto* statements) [15], [24]. Fig. 2 shows how contractors can be used in BMC, where the *GOTO-symex* component performs a symbolic simulation of the program.

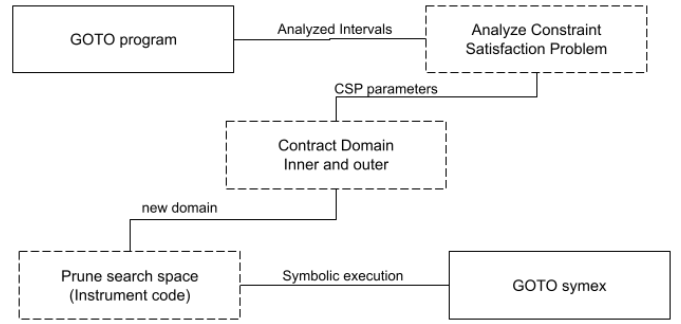


Fig. 2: Contractors in BMC.

As an illustrative example of our method, consider the example shown in Fig. 3. We model the code into a CSP by having our variables x as x_1 and y as x_2 . Assume the maximum value that an unsigned integer can hold defined as Max_{uint} . Therefore, from the declaration of the variables, we define our intervals for each variable. $[x_1] = [0, \text{Max}_{uint}]$, $[x_2] = [0, \text{Max}_{uint}]$. With the *assume* directive, variable x_1 interval will be $[x_1] = [0, 20]$. With the given assertion $x \geq y$, we determine the inequality used being $x_1 \geq x_2$ as our constraint. Now we have our CSP, we model our input as parameters for a contractor such that: Variables x_1, x_2 ; Domains, $[x_1] = [0, 20]$, $[x_2] = [0, \text{Max}_{uint}]$; Constraint, $x_2 - x_1 \leq 0$.

```
1 unsigned int x=nondet_uint();
2 unsigned int y=nondet_uint();
3 __ESBMC_assume(x <= 20);
4 assert(x >= y);
```

Fig. 3: Outer contractor example.

$$\begin{array}{lll} f(x) \leq 0 & I = (-\infty, 0] & \\ f(x) : y = x_2 - x_1 & [y] = I \cap ([x_2] - [x_1]) & \text{Forward-step} \\ f(x)_{x_1}^{-1} : x_1 = x_2 - y & [x_1] = [x_1] \cap ([x_2] - [y]) & \text{Backward-step} \\ f(x)_{x_2}^{-1} : x_2 = y + x_1 & [x_2] = [x_2] \cap ([y] + [x_1]) & \text{Backward-step} \end{array}$$

Fig. 4: Outer contractor steps for the example in Fig 3.

We use the *forward-backward* contractor [22] mentioned in Definition 9. After we plug our values in the equations in Fig. 4, we obtain $[y] = [-20, 0]$, $[x_1] = [0, 20]$ and $[x_2] = [0, 20]$. We notice that $[x_2]$ was contracted from $[0, \text{Max}_{uint}]$ to $[0, 20]$ because that is where our solution lies. In terms of BMC, having the domain contracted by the outer contractor ensures property violation since that area is outside the solution \mathbb{S}_{out} . We can visualize the results in Fig. 5, where the left graph shows our initial domain and the right graph shows the contracted domain in blue and the area remaining in orange.

However, if we use the inner contractor, which is the complement of our constraint $f(x) > 0$, we may contract the area inside our solution \mathbb{S}_{in} to possibly prune our search space and only have the $\mathbb{S}_{boundary}$ area to be checked by

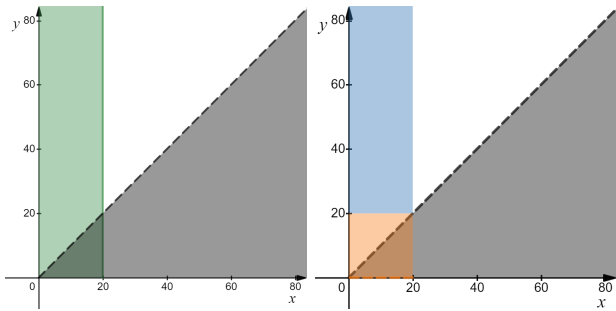


Fig. 5: Outer Contractors in BMC.

BMC. Consider the example in Fig. 6, we form our CSP by having our variables: let x be x_1 and y be x_2 , and domain be $[x_1] = [20, 30]$ and $[x_2] = [0, 30]$. Constraint as $x_1 \geq x_2$.

```

1 unsigned int x=nondet_uint();
2 unsigned int y=nondet_uint();
3 __ESBMC_assume(x >= 20 && x <= 30);
4 __ESBMC_assume(y <= 30);
5 assert(x >= y);

```

Fig. 6: Inner contractor example.

$$\begin{array}{lll}
f(x) > 0 & I = [0, \infty) & \\
f(x)_{x_1} : y = x_2 - x_1 & [y] = I \cap ([x_2] - [x_1]) & \text{Forward-step} \\
f(x)_{x_1}^{-1} : x_1 = x_2 - y & [x_1] = [x_1] \cap ([x_2] - [y]) & \text{Backward-step} \\
f(x)_{x_2}^{-1} : x_2 = y + x_1 & [x_2] = [x_2] \cap ([y] + [x_1]) & \text{Backward-step}
\end{array}$$

Fig. 7: Inner contractor steps for the example in Fig 6.

For the inner contractor, we list our formulas as illustrated in Fig. 7. So we plug our values for $[x_1]$ and $[x_2]$; we obtain $[y] = [0, 10]$, $[x_1] = [20, 30]$ and $[x_2] = [20, 30]$. Here, $[x_2]$ was contracted from $[0, 30]$ to $[20, 30]$. To visualize the solution, in Fig. 8, the red area is contracted from our domain and it represents the part of our domain that belongs to \mathbb{S}_{in} . In terms of BMC, this area is guaranteed to hold the property; therefore, we prune our search space to the orange area $\mathbb{S}_{boundary}$ only.

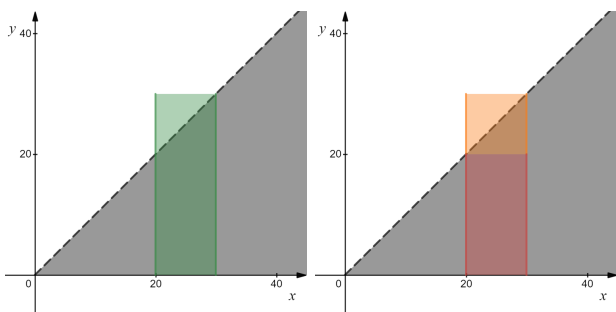


Fig. 8: Inner Contractors in BMC.

Algorithm 4 contains the main steps necessary for our approach. The first four lines describe each variable we will

use throughout the process. We will analyze the variables \mathbf{x} and their intervals (or domain) $[\mathbf{x}]$ and the properties (or constraints in the context of CSP) $\mathbf{f}(\mathbf{x}) \leq \mathbf{0}$. Then, we initialize the contractors based on the set of variables and constraints. The outer contractors \mathcal{C}_{out} are initialized based on the property in the form of $f(x) \leq 0$ or $f(x) = 0$, which depends on the property. In contrast, the inner contractor \mathcal{C}_{in} is initialized in the form $f(x) > 0$ or $f(x) \neq 0$.

Algorithm 4 Proposed method algorithm.

Input: Program P

- 1: \mathbf{x} : set of Variables
 - 2: $[\mathbf{x}]$: domain
 - 3: $\mathbf{f}(\mathbf{x}) \leq \mathbf{0}$: set of Constraints
 - 4: $[\mathbf{x}] \leftarrow Analyze_Intervals(P)$
 - 5: $\mathbf{f}(\mathbf{x}) \leq \mathbf{0} \leftarrow Analyze_Properties(P)$
 - 6: $[\mathbf{x}]' \leftarrow \mathcal{C}_{out}([\mathbf{x}], \mathbf{f}(\mathbf{x}))$
 - 7: **if** $[\mathbf{x}]' = \emptyset$ **then**
 - 8: $P' \leftarrow P$
 - 9: **else**
 - 10: $\mathbb{S}_{out} \leftarrow [\mathbf{x}] \setminus [\mathbf{x}]'$
 - 11: $[\mathbf{x}]'' \leftarrow \mathcal{C}_{in}([\mathbf{x}]', \mathbf{f}(\mathbf{x}))$
 - 12: $\mathbb{S}_{in} \leftarrow [\mathbf{x}]' \setminus [\mathbf{x}]''$
 - 13: $\mathbb{S}_{boundary} \leftarrow [\mathbf{x}]''$
 - 14: $P' \leftarrow instrument(P, \mathbb{S}_{out} \cup \mathbb{S}_{boundary}, \mathbb{S}_{in})$
 - 15: **end if**
 - 16: **return** P'
-

With CSP components being set up, we contract our domain starting with \mathcal{C}_{out} , where the domain will be reduced to exclude the region outside the solution, i.e., violate the property. If the resulting set of the domain $[\mathbf{x}]'$ is empty, it means that the domain will violate the property(s), and there is no need to prune the search space (lines 7 and 8 of Algorithm 4). Otherwise, the difference between the result from the outer contractor $[\mathbf{x}]'$ and the original domain $[\mathbf{x}]$ will yield \mathbb{S}_{out} , as demonstrated in line 10 of Algorithm 4. After that, we apply the inner contractor \mathcal{C}_{in} to remove the intervals, which are inside the solution where the property holds. Similar to the outer contractors, the difference between the two sets $[\mathbf{x}]''$ and $[\mathbf{x}]'$ will yield the set inside the solution \mathbb{S}_{in} . Note that box difference will not necessarily yield one single box but rather a finite set of boxes [18]. The resulting domain from the contractor $[\mathbf{x}]''$ will be our boundary area, where $[\mathbf{x}]'' \subseteq \mathbb{S}_{boundary}$. With \mathbb{S}_{out} , \mathbb{S}_{in} and $\mathbb{S}_{boundary}$, now we can instrument the program for the BMC engine to search for a counterexample in \mathbb{S}_{out} and $\mathbb{S}_{boundary}$ while removing \mathbb{S}_{in} from the search-space.

The instrumentation will be done using the `assume(expr)` directive, where we constrain the search space indicated by the expression `expr`, which the contractors produced. Note that instrumenting `assume(expr)` directive is not a trivial task since we need to make sure where the pruned intervals are in the context of the program, especially when it comes to loops. If \mathbb{S}_{in} is at the end of the loop, we add the `assume($\mathbb{S}_{out} \cup \mathbb{S}_{boundary}$)` to remove these

unnecessary loop steps in the loop. Suppose \mathbb{S}_{in} is at the beginning of the loop. In that case, we modify the initial values of the variables and related information to start from that step in the loop that represents the upper bound in \mathbb{S}_{in} or lower bound in $\mathbb{S}_{out} \cup \mathbb{S}_{boundary}$.

We will use the illustrative example in Fig. 9 to demonstrate the application of the steps of Algorithm 4. Note that we have two variables in this program x and y , which will be x_1 and x_2 in the CSP space, respectively, where $\mathbf{x} = \{x_1, x_2\}$. For the domain, after the analysis, they will be $x_1 = [1, \text{Max}_{int}]$ and $x_2 = [0, 1000]$ with $[\mathbf{x}] = [1, \text{Max}_{int}] \times [0, 1000]$, while the constraint will be $x_1 \geq x_2$ where $\mathbf{f}(\mathbf{x}) \leq \mathbf{0} \Rightarrow f(x) = x_2 - x_1 \leq 0$. Therefore, our constraints will be in the form of $x_2 - x_1 \leq 0$ for the outer contractor and $x_2 - x_1 > 0$ for the inner contractor. In this case, however, the outer contractor returned the same domain, which means it cannot be contracted from the outside because there are no values in the domain $[\mathbf{x}]$ guaranteed to be outside the solution, thus $\mathbb{S}_{out} = \emptyset$. Fig. 10 illustrates the outcome of the inner contractor on the program (line 12 of Algorithm 4), where the domain were reduced from $[\mathbf{x}]' = [1, \text{Max}_{int}] \times [0, 1000]$ to $[\mathbf{x}]'' = [1, 1000] \times [1, 1000]$ where $\mathbb{S}_{in} = \{[1000, \text{Max}_{int}] \times [0, 1000], [0, 1000] \times [0, 1]\}$ and $\mathbb{S}_{boundary} \leftarrow [\mathbf{x}]''$. An example of the employed instrumentation is shown in Fig. 11. The `assume(expr)` directive here is placed in the loop, where the values change for variables. It is placed in this location to guide the versifier not to check steps further in the loop because these steps represent \mathbb{S}_{in} , where the property is guaranteed to hold.

```

1 #include <assert.h>
2 int main() {
3     int x = 1, y = 0;
4     while (y < 1000
5           && __VERIFIER_nondet_int()) {
6         x = x + y;
7         y = y + 1;
8     }
9     assert(x >= y);
10    return 0;
11 }

```

Fig. 9: C program extracted from `sv-benchmarks/c/loop-lit/afnp2014.c`, where `__VERIFIER_nondet_int()` returns a non-deterministic integer.

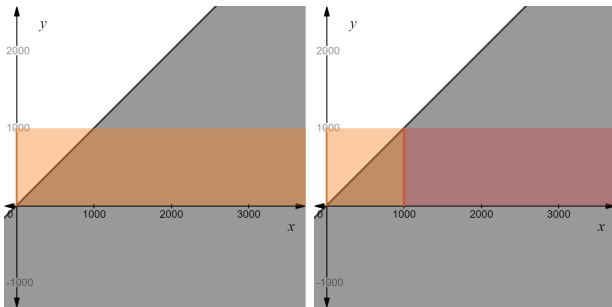


Fig. 10: `afnp2014.c` search space before and after applying contractors.

```

1 #include "assert.h"
2 int main() {
3     int x = 1, y = 0;
4     while (y < 1000
5           && __VERIFIER_nondet_int()) {
6         assume(x <= 1000 && x >= 1);
7         assume(y <= 1000 && y >= 1);
8         x = x + y;
9         y = y + 1;
10    }
11    assert(x >= y);
12    return 0;
13 }

```

Fig. 11: `afnp2014.c` after applying contractors.

IV. EXPERIMENTAL EVALUATION

A. Description of the Benchmarks

We evaluate our approach using various benchmarks from SV-COMP 21 [25]. In particular, some of these benchmarks can be described as time-consuming or reaching the result as time-out due to massive arithmetic computation within loops. The prime benchmark chosen for this experiment is `afnp2014.c` from SV-COMP *Loop-lit* subcategory. The benchmark has two variables and one constraint $x \geq y$. This benchmark was contributed to SV-COMP to test the method suggested by Angelis et al. [26] about interpolation. Benchmarks that start with `2dim` represent the same problem where we have two variables with the different domains and constraints in each variation. In `double-inter.c`, we perform verification to an intersection of two functions (or conjunction of two properties), same as illustrated in Fig. 1. The benchmarks `bhmr2007.c` and `sum01-2.c` contain loops with integer variables. `ensure-order.c` is a benchmark created to test the order of a sorted array if we define intervals for each element in the array, where these intervals are disconnected. `gcd_2.c` and `gcd_3.c` they are similar except in the assertion; they have a loop to compute the greatest common divisor for two numbers. `arctanPade` calculates the arctan function for a given input. `verisec` has a loop that will produce a value that will be tested in the assertion. These benchmarks were selected based on the lengthy loops they contain and test contractors' effect on them. All tools, benchmarks (original and with the contractor), and results of our evaluation are available on a supplementary web page.¹

B. Description of the Setup

We chose ESBMC [27] as our BMC engine because it participated reasonably well in the latest editions of SV-COMP, outperforming other existing BMC tools.² We ran ESBMC on each benchmark with the following set of options: `--incremental-bmc`, which enables the incremental BMC; `--unlimited-k-steps`, which removes the upper limit of iteration steps in the incremental BMC algorithm.

¹<https://tinyurl.com/yc5jw8cw>

²<https://sv-comp.sosy-lab.org/2021/results/results-verified/>

TABLE I: Results with and without contractors using BMC and Frama-C. In all evaluated benchmarks, the combination of BMC with contractors significantly decreases the verification time by some orders of magnitude.

#	Benchmark	ESBMC v6.4 time		ESBMC v6.4 memory		search-space pruned	our approach (Contractor)	Contractor (time (s))	Frama-C v21.1
		original	w/Contractor	original	w/Contractor				
1	afnp2014.c	TO	2.13s	1355 MB	41 MB	99.99%	unknown	0.00187	successful
2	2dim.c	TO	114s	849 MB	271 MB	91%	unknown	4.4E-05	unknown
3	2dim-2.c	TO	35.22s	885 MB	134 MB	91%	unknown	2.3E-05	unknown
4	2dim-3.c	TO	0.28s	854 MB	42 MB	91%	unknown	2.2E-05	unknown
5	2dim-double-inter.c	TO	0.36s	15075 MB	47 MB	93.2%	unknown	2.3E-05	unknown
6	bhmr2007.c	TO	0.26s	165 MB	42 MB	100%	successful	12.3338	unknown
7	ensure_order.c	848.01s	207.5s	6463 MB	1546 MB	100%	successful	0.00451	unknown
8	sum01-2.c	678.15s	174.2s	1594 MB	441 MB	99.99%	unknown	2.0E-05	successful
9	arctan_Pade.c	212.82s	25.01s	492 MB	460 MB	100%	successful	0.0006	successful
10	gcd_2.c	58.48s	51.79s	59 MB	59 MB	0.79%	unknown	3.9E-05	unknown
11	gcd_3.c	76.09s	54.13s	60 MB	58 MB	0.79%	unknown	1.9E-05	unknown
12	verisec_sendmail...	0.50s	0.52s	43 MB	43 MB	100%	successful	1.4E-05	unknown

Note that ESBMC supports the SMT floating-point logic QF_ABVFP by default [28].

To apply contractors, we chose IBEX library.³ IBEX is a C++ library for constraint processing over real numbers. It was started in 2007 as an open-source academic project that provides algorithms for handling non-linear constraints.

We also evaluate our approach against Frama-C [29], which is a state-of-the-art framework that utilizes several plugins for static analysis of C code. In particular, one of these plugins is Evolved Value Analysis (EVA) [30], which does the breakdown of each possible variable value and thus gives the interval(s) for the variables. Frama-c was ran by using its GUI feature where we set the EVA precision to 11 and slevel to 500. We also inspected the intervals produced by checking the values tab then clicking on the variable in the assert statement inside the program.

All experiments were conducted on an Intel(R) Xeon(R) CPU E5-2620 v4 @ 2.10GHz and 180GB of RAM. We set time and memory limits of 900 seconds and 15GB for each benchmark, respectively, per the SV-COMP standard. Finally, we present the results by showing the verification time. All presented execution times are CPU times, i.e., only the elapsed periods spent in the allocated CPUs. Furthermore, memory consumption is the amount of memory that belongs to the verification process and is currently present in RAM (i.e., not swapped or otherwise not-resident). Both CPU time and memory consumption were measured with the times system call (POSIX system). Neither swapping nor turbo boost was enabled during experiments and all executed tools were restricted to a single process.

C. Objectives

This experiment will compare results from performing BMC on the selected benchmarks with and without contractors in terms of time and memory consumption. This evaluation will answer our main experimental goals:

- EG1 (**efficiency**) Does the contractors prune the search space to consume less time and memory when verifying programs with BMC?
- EG2 (**soundness and completeness**) Do the contractors and resulting code instrumentation preserve the soundness and completeness when verifying programs with BMC?

D. Results

Table I shows the experimental results with and without contractors using BMC and Frama-C. As it shows verification time and maximum memory consumption for each benchmark. It also shows how much search-space contractors can prune. The table describes the result from using the contractor, where “successful” means it ultimately reduced the search space and “unknown” means it may have reduced the search space, but there is still some area left, where this area $\subset \mathbb{S}_{boundary}$ and needs to be verified by BMC.

Frama-c showed that if the result is unknown, it means that they have not reached a definite solution for the intervals to determine if the property holds; otherwise, they successfully check the property. When analyzing `afnp2014.c` with the intervals for each variable, there exists a possibility to contract the search space by a significant amount. The interval for $x = [1, \text{Max}_{int}]$ and the interval for $y = [0, 1000]$. Then, we apply contractors on these intervals beginning with the outer contractor, which will do nothing because there is no guaranteed area outside our solution in our domain, whereas the inner contractor will contract the area for $x = [1, 1000]$ and $y = [1, 1000]$. The area contracted from x represents more than 99% of the search space. Thus, we have pruned the search space, thereby taking much less verification time and memory than without the contractor.

Other benchmarks also show similar results in terms of time and memory utilized. In most cases, we see a significant decrease in the time it takes to verify. In the `2dim` benchmark and its variations showed that regardless of where the violation happens, the verification process will time-out with the selected option. It is also worth noting that the memory utilized

³<http://www.ibex-lib.org/>

during the verification of these benchmarks is also reduced by a significant amount. As for `bhmr2007.c` and `sum01-2.c`, we were able to prove with contractors that the property will hold for the whole domain. `ensure-order.c` time was not improved significantly as the other benchmarks since it contains two separate loops. One loop assigns the intervals to the variables and another for the assertions. The latter was reduced after applying contractors, but the former remained. `gcd_2.c` and `gcd_3.c` search-space were reduced by an insignificant amount, which is one loop iteration due to the variable x value was only guaranteed for the property to hold if it reaches zero. However, we see its impact on time since the `arctanPade` search-space was removed 100% due to the function `ARCTAN`, which produced an interval to the variable in the assert. That made the contractor able to reduce the search space, which was reduced completely. Similarly, `verisec` benchmark search-space was also reduced to 100%. While comparing our results with SV-COMP 21 in this benchmark, we noticed that our approach proved more effective and efficient than other state-of-the-art tools such as Klee [31] and Symbiotic [32].

The experimental results show that our method helped BMC to efficiently reduce the search space, time, and memory usage, which successfully answers **EG1**.

Although we have not formally proved that our algorithm is sound and complete, our experimental results show that our method does not produce any incorrect result, which answers **EG2**.

E. Threats to the validity

It is important to note that interval methods generally assume real intervals $[a] \in \mathbb{IR}$. However, in our BMC application, it is possible to have integer intervals such that $[a] \cap \mathbb{N}$. Therefore, in all experiments with contractors, if an integer interval is encountered, we assume it is real, and this is a valid assumption since $\mathbb{N} \subset \mathbb{R}$. The contractor action will always return a real interval, taking the closest integer bounds in integer intervals. Nonetheless, this last step is not yet proven; rigorous proof of validity is needed here. For now, our approach is only applicable to abstract domains. Furthermore, for contractors to succeed in software verification, besides support loops, it must deal with pointers (i.e., pointer arithmetic and comparisons), as it does not fall in the scope of this paper.

V. RELATED WORK

One of the most known software verification frameworks for static analysis and verification for C/C++, and Java is CPROVER [33]. CProver has the component *Goto-Analyzer* [34]. It is an abstract interpreter and takes the GOTO-program as an input. It supports three types of abstract domain: *constant*, *variable sensitivity*, and *dependency domain*. *Goto-Analyzer* strength lies where it can analyze the interval, where it is guaranteed to hold and produce results as a

success. Another available tool for static analysis is Framac-C [29]. It is a framework that utilizes several plugins for static analysis of C code. One of these plugins is Evolved Value Analysis (EVA) [30], which does the breakdown of each possible variable value and thus gives the interval(s) for the variables. It can analyze intervals accurately and produce the calculated minimum and maximum value of a variable. Another tool that has successful applications in the industry is Astree [35]. Astree is an abstract interpretation-based static program analyzer. It aims to prove the absence of run-time errors in C programs automatically. It uses an accurate over-approximation of intervals for variables, whether it is a floating-point or an abstract domain. It accounts for rounding errors in both domains. The use of interval methods is what distinguishes our work from Astree. There is also PIPS [36] that was first introduced in 1988. Using techniques based on convex array regions, PIPS automatically detects medium-to large-grain parallelism in programs. The main drawback in PIPS is that it only supports FORTRAN and C [37]. Similar to PIPS, PAGAI [38] is also an automatic static analysis tool that uses the program’s polyhedral abstraction. Both tools have been used to infer program invariants [39].

What differs our approach from existing methods is the use of interval methods as described in the interval analysis and methods field. All the studies motioned in our related work utilize the interval analysis techniques as described in static analysis. While Interval Analysis and Methods described in Section II share the same formal definitions and arithmetic, they do not share the same methods, in particular *contractors*.

VI. CONCLUSIONS AND FUTURE WORK

In Interval Analysis and Methods, contractors made the use of Interval Methods more practical in their applications by reducing the complexity of such methods. We advocate that contractors should have a similar effect for interval analysis applied to static analysis of programs. In this work, we extended the application of contractors to prune the search space of BMC techniques; the empirical results show its impact on open-source C benchmarks.

In particular, interval methods via contractors made the BMC verification faster and reduced the memory usage by various orders of magnitude. In some cases, it removed more than 90% of the search space. Once we compare verification times with and without the contractor, we can see a significant difference, especially when we prune the search space of programs that contain loops. Furthermore, it preserved the soundness and completeness of the BMC technique by not changing the original semantics of a given program, thus producing the same verification results.

As we have shown, interval methods can mitigate the search-space explosion problem by reducing intervals for variables. The approximation can be more accurate than contractors by utilizing Set Inversion Via Interval Analysis (SIVIA) [10]. However, SIVIA complexity is exponential. Implementing SIVIA to an extent in future work will further refine results on the cost of computation time.

REFERENCES

- [1] E. M. Clarke, W. Klieber, M. Nováček, and P. Zuliani, “Model checking and the state explosion problem,” *LASER Summer School*, vol. 7682 LNCS, no. 2005, pp. 1–30, 2012.
- [2] E. M. Clarke and E. A. Emerson, “Design and Synthesis of Synchronization Skeletons Using Branching Time Temporal Logic,” in *25 Years of Model Checking* (O. Grumberg and H. Veith, eds.), pp. 196–215, 2008.
- [3] J. P. Queille and J. Sifakis, “Specification and verification of concurrent systems in CESAR,” in *Lecture Notes in Computer Science* (M. Dezani-Ciancaglini and U. Montanari, eds.), vol. 137 LNCS, (Berlin, Heidelberg), pp. 337–351, Springer Berlin Heidelberg, 1982.
- [4] K. L. McMillan, “Symbolic Model Checking,” in *Symbolic Model Checking*, pp. 25–60, 1993.
- [5] Bryant, “Graph-Based Algorithms for Boolean Function Manipulation,” *IEEE Transactions on Computers*, vol. C-35, pp. 677–691, 8 1986.
- [6] D. Peled, “All from one, one for all: on model checking using representatives,” in *CAV*, pp. 409–423, 1993.
- [7] E. Clarke, O. Grumberg, S. Jha, Y. Lu, and H. Veith, “Counterexample-Guided Abstraction Refinement,” in *CAV*, pp. 154–169, 2000.
- [8] A. Biere, A. Cimatti, E. Clarke, and Y. Zhu, “Symbolic model checking without BDDs,” in *LNCS*, vol. 1579, pp. 193–207, 1999.
- [9] A. Biere, A. Cimatti, E. M. Clarke, O. Strichman, and Y. Zhu, “Bounded Model Checking,” *Adv. Comput.*, vol. 58, no. C, pp. 117–148, 2003.
- [10] L. Jaulin, M. Kieffer, O. Didrit, and E. Walter, “Applied Interval Analysis,” in *Springer London*, 2001.
- [11] P. Cousot and R. Cousot, “Abstract interpretation: a unified lattice model for static analysis of programs by construction or approximation of fixpoints,” in *POPL*, pp. 238–252, 1977.
- [12] M. Mustafa, A. Stancu, N. Delanoue, and E. Codres, “Guaranteed SLAM—An interval approach,” *Robotics and Autonomous Systems*, vol. 100, pp. 160–170, 2018.
- [13] C. Barrett, P. Fontaine, and C. Tinelli, “The Satisfiability Modulo Theories Library (SMT-LIB),” 2016.
- [14] S. S. Muchnick, *Advanced Compiler Design Implementation*. Morgan Kaufmann Publishers Inc., 1997.
- [15] L. Cordeiro, B. Fischer, and J. Marques-Silva, “SMT-based bounded model checking for embedded ANSI-C software,” *IEEE Transactions on Software Engineering*, vol. 38, no. 4, pp. 957–974, 2012.
- [16] S. A. Kripke, “Semantical Analysis of Modal Logic I Normal Modal Propositional Calculi,” *Mathematical Logic Quarterly*, vol. 9, no. 5-6, pp. 67–96, 1963.
- [17] M. A. Sainz, J. Armengol, R. Calm, P. Herrero, L. Jorba, and J. Vehi, *Modal Interval Analysis*, vol. 2091. Springer, 2014.
- [18] M. M. A. Mustafa, *Guaranteed SLAM—An interval approach*. PhD thesis, Manchester University, 2017.
- [19] L. Jaulin, M. Kieffer, O. Didrit, and E. Walter, “Interval Analysis,” in *Applied Interval Analysis*, ch. 2, pp. 11–43, Springer, London, 2001.
- [20] E. Hansen and G. W. Walster, *Global optimization using interval analysis: revised and expanded*, vol. 264. CRC Press, 2003.
- [21] A. Neumaier and A. Neumaier, *Interval methods for systems of equations*, vol. 37. Cambridge university press, 1990.
- [22] L. Granvilliers, “Revising hull and box consistency,” *Logic Programming*, pp. 230–244, 1999.
- [23] J. Little and E. Tsang, *Foundations of Constraint Satisfaction*. No. 5 in Computation in cognitive science, Academic Press, 1995.
- [24] L. C. Cordeiro, *SMT-based bounded model checking of multi-threaded software in embedded systems*. PhD thesis, University of Southampton, UK, 2011.
- [25] D. Beyer, “Advances in automatic software verification: SV-COMP 2020,” in *TACAS*, vol. 12079 of LNCS, pp. 347–367, 2020.
- [26] E. De Angelis, F. Fioravanti, J. A. Navas, and M. Proietti, “Verification of programs by combining iterated specialization with interpolation,” *EPTCS*, vol. 169, no. December, pp. 3–18, 2014.
- [27] M. R. Gadelha, F. R. Monteiro, J. Morse, L. C. Cordeiro, B. Fischer, and D. A. Nicole, “ESBMC 5.0: An industrial-strength C model checker,” in *ASE*, pp. 888–891, ACM, 2018.
- [28] M. R. Gadelha, L. C. Cordeiro, and D. A. Nicole, “An efficient floating-point bit-blasting API for verifying C programs,” in *12th International Conference Software Verification, (VSTTE)*, vol. 12549 of LNCS, pp. 178–195, 2020.
- [29] P. Cuoq, F. Kirchner, N. Kosmatov, V. Prevosto, J. Signoles, B. F.-C. Yakobowski, Z. Dargaye, P. Herrmann, B. Monate, Y. Moy, and others, “A software analysis perspective,” in *Proceedings of the 10th SEFM*, vol. 12, pp. 233–247, 2012.
- [30] D. Bühler, P. Cuoq, B. Y. With, M. Lemerre, A. Maroneze, V. Perrelle, and V. Prevosto, “Eva - The Evolved Frama-C Value Analysis Plugin,” 2020.
- [31] Cadar, Cristian, D. Dunbar, and D. R. Engler, “Klee: Unassisted and automatic generation of high-coverage tests for complex systems programs,” in *OSDI*, vol. 8, pp. 209–224, 2008.
- [32] M. Chalupa, M. Vitovská, M. Jonás, J. Slaby, and J. Strejcek, “Symbiotic 4: Beyond reachability - (competition contribution),” in *TACAS*, vol. 10206 of LNCS, pp. 385–389, 2017.
- [33] D. Kroening, “<http://www.cprover.org/cbmc/>.”
- [34] T. Yamaguchi, M. Brain, C. Ryder, Y. Imai, and Y. Kawamura, *Application of abstract interpretation to the automotive electronic control system*, vol. 11388 LNCS. Springer International Publishing, 2019.
- [35] P. Cousot, R. Cousot, J. Feret, L. Mauborgne, A. Miné, D. Monniaux, and X. Rival, “The ASTREÉ Analyzer,” in *Programming Languages and Systems* (M. Sagiv, ed.), (Berlin, Heidelberg), pp. 21–30, Springer Berlin Heidelberg, 2005.
- [36] F. Irigoien, P. Jouvelot, and R. Triolet, “Semantical interprocedural parallelization: An overview of the PIPS project,” in *ACM ICS 25th Anniversary Volume*, pp. 143–150, 1991.
- [37] F. Irigoien, P. Jouvelot, and R. Triolet, “Author Retrospective for Semantical Interprocedural Parallelization: An Overview of the PIPS Project,” in *ACM ICS 25th Anniversary Volume*, p. 12–14, 2014.
- [38] J. Henry, D. Monniaux, and M. Moy, “Pagai: A path sensitive static analyser,” *ENTCS*, vol. 289, pp. 15–25, 2012.
- [39] W. Rocha, H. Rocha, H. Ismail, L. Cordeiro, and B. Fischer, “DepthK: A k-induction verifier based on invariant inference for C programs,” in *TACAS*, vol. 10206 of LNCS, pp. 360–364, 2017.