

Bayesian Semi-supervised Crowdsourcing

Panagiotis A. Traganitis, *Member, IEEE*, and Georgios B. Giannakis, *Fellow, IEEE*

Abstract—Crowdsourcing has emerged as a powerful paradigm for efficiently labeling large datasets and performing various learning tasks, by leveraging crowds of human annotators. When additional information is available about the data, semi-supervised crowdsourcing approaches that enhance the aggregation of labels from human annotators are well motivated. This work deals with semi-supervised crowdsourced classification, under two regimes of semi-supervision: a) label constraints, that provide ground-truth labels for a subset of data; and b) potentially easier to obtain instance-level constraints, that indicate relationships between pairs of data. Bayesian algorithms based on variational inference are developed for each regime, and their quantifiably improved performance, compared to unsupervised crowdsourcing, is analytically and empirically validated on several crowdsourcing datasets.

Index Terms—Crowdsourcing, Variational inference, Bayesian, Semi-supervised, Ensemble learning



1 INTRODUCTION

CROWDSOURCING, as the name suggests, harnesses crowds of human annotators, using services such as Amazon’s Mechanical Turk [1], to perform various learning tasks such as labeling, image tagging and natural language annotations among others [2]. Even though crowdsourcing can be efficient and relatively inexpensive, inference of true labels from the noisy responses provided by multiple annotators of unknown expertise can be challenging, especially in the typical *unsupervised* scenario, where no ground-truth data is available.

In many cases, it may be practical to obtain some side information that can be beneficial to the crowdsourcing task, either from experts or from natural/physical constraints of a task. Methods that leverage such information fall under the semi-supervised learning paradigm [3]. Seeking improved performance in the crowdsourcing task, we focus on semi-supervised crowdsourcing, and investigate two types of side information: Label constraints, which provide ground-truth labels for a subset of data; and instance-level constraints, such as must- and cannot-link constraints, which show up as side information in unsupervised problems, such as clustering [4]. Compared to label constraints, instance-level ones provide “weaker” information, as they describe relationships between pairs of data, instead of anchoring the label of a datum. Semi-supervised learning with few label constraints is typically employed when acquiring ground-truth labels is time consuming or expensive, e.g. annotation of biomedical images from a medical professional. Instance-level constraints on the other hand are used when domain knowledge is easier to encode between pairs of data, e.g. road lane identification from GPS data.

To leverage such available information, the present work develops two novel Bayesian algorithms. Relative to deterministic methods, the Bayesian approach allows for seamless integration of prior information for the crowdsourcing

task, and at the same time enables uncertainty quantification of the fused label estimates and parameters of interest. To quantify the performance of our proposed algorithms, a novel performance analysis of both Bayesian unsupervised and semi-supervised crowdsourcing is provided, alongside extensive numerical tests. Guided by performance analysis, constraint selection schemes will also be developed for the proposed algorithms. Equally important, it will be shown that there are classification performance gains to be harnessed, even when using weaker side information, such as the aforementioned must- and cannot-link constraints.

The rest of the paper is organized as follows: Sec. 2 states the problem and provides the necessary preliminaries; Sec. 3 recaps a variational Bayes algorithm for crowdsourcing, when no side information is available, whereas Sec. 4 introduces our new approaches to semi-supervised crowdsourcing, with label and instance-level constraints; Sec. 5 presents numerical tests to evaluate the performance of the proposed algorithms, and finally conclusions and future research directions are briefly discussed in Sec. 6.

Notation: Unless otherwise noted, lowercase bold fonts, \mathbf{x} , denote vectors, uppercase ones, \mathbf{X} , represent matrices, and calligraphic uppercase, \mathcal{X} , stand for sets. The (i, j) th entry of matrix \mathbf{X} is denoted by $[\mathbf{X}]_{ij}$. \Pr or p denotes probability, or the probability mass function; \sim denotes “distributed as,” $|\mathcal{X}|$ is the cardinality of set \mathcal{X} , $\mathbb{E}[\cdot]$ denotes expectation, and $\mathbb{1}(\mathcal{A})$ is the indicator function for the event \mathcal{A} , that takes value 1, when \mathcal{A} occurs, and is 0 otherwise.

2 PROBLEM FORMULATION AND PRELIMINARIES

Consider a dataset consisting of N data $\{x_n\}_{n=1}^N$ each belonging to one of K possible classes with corresponding labels $\{y_n\}_{n=1}^N$, that is $y_n = k$ if x_n belongs to class k . Consider now M annotators that observe $\{x_n\}_{n=1}^N$, and provide estimates of labels. Let $\check{y}_n^{(m)} \in \{1, \dots, K\}$ denote the label assigned to datum x_n by the m -th annotator. If an annotator has not provided a response for datum n we set $\check{y}_n^{(m)} = 0$. All annotator responses are then collected at a meta-learner. Let $\check{\mathbf{Y}}$ be the $M \times N$ matrix of annotator responses with entries $[\check{\mathbf{Y}}]_{mn} = \check{y}_n^{(m)}$, and $\mathbf{y} := [y_1, \dots, y_N]^T$ the $N \times 1$

-
- P. A. Traganitis and G. B. Giannakis are with the Department of Electrical and Computer Engineering, and Digital Technology Center, University of Minnesota Twin Cities, Minneapolis, MN, 55455. E-mails: {traga003,georgios}@umn.edu
 - Work in this paper was supported by NSF grant 1901134.

vector of ground truth labels. The task of *crowdsourced classification* is: Given only the annotator responses in $\check{\mathbf{Y}}$, we wish to estimate the ground-truth labels of the data $\{y_n\}$.

For the n -th datum the true label y_n is assumed to be drawn from a categorical distribution with parameters $\boldsymbol{\pi} := [\pi_1, \dots, \pi_K]$, that is $\Pr(y_n = k) = \pi_k$. Further, consider that each learner has a fixed probability of deciding that a datum belongs to class k' , when presented with a datum of class k ; thus, annotator behavior is presumed invariant throughout the dataset. The performance of an annotator m is then characterized by the so-called *confusion matrix* $\Gamma^{(m)}$, whose (k, k') -th entry is

$$[\Gamma^{(m)}]_{k,k'} := \gamma_{k,k'}^{(m)} = \Pr(\check{y}_n^{(m)} = k' | y_n = k). \quad (1)$$

The $K \times K$ confusion matrix showcases the statistical behavior of an annotator, as each column provides the annotator's probability of deciding the correct class, when presented with a datum from each class. Collect all annotator confusion matrices in $\Gamma := [\Gamma^{(1)}, \dots, \Gamma^{(M)}]$. Responses of different annotators per datum n are presumed conditionally independent, given the ground-truth label y_n ; that is, $p(\check{y}_n^{(1)} = k_1, \dots, \check{y}_n^{(M)} = k_M | y_n = k) = \prod_{m=1}^M p(\check{y}_n^{(m)} = k_m | y_n = k)$. The latter is a standard assumption that is commonly employed in crowdsourcing works [5], [6], [7]. Finally, most annotators are assumed to be better than random.

2.1 Prior work

Arguably the simplest approach to fusing crowdsourced labels is majority voting, where the estimated label of a datum is the one that most annotators agree upon. This presumes that all annotators are equally "reliable," which may be unrealistic. Aiming at high-performance label fusion, several approaches estimate annotator parameters, meaning the confusion matrices as well as class priors. A popular approach is joint maximum likelihood (ML) estimation of the unknown labels \mathbf{y} and the aforementioned confusion matrices using the expectation-maximization (EM) algorithm [5]. As EM is only guaranteed to convergence to a locally optimal solution, alternative estimation methods have been recently advocated. Spectral methods invoke second- and third-order moments of annotator responses to infer the unknown annotator parameters, and initialize the EM algorithm [6], [7], [8].

A Bayesian treatment of the crowdsourcing problem, termed *Bayesian Classifier Combination* was introduced in [9]. This approach used Gibbs sampling to estimate the parameters of interest, while [10] introduced a variational Bayes method for the same task, similar to EM. Other Bayesian approaches infer communities of annotators, enhancing the quality of aggregated labels [11], [12]. For sequential or networked data, [13], [14], [15], [16] advocated variational inference and EM-based alternatives. All aforementioned approaches utilize only $\check{\mathbf{Y}}$. When features $\{x_n\}_{n=1}^N$ are also available, parametric models [17] or approaches based on Gaussian Processes can be employed to classify the data based on annotator responses [18], [19].

Current semi-supervised approaches to crowdsourcing extend the EM algorithm of Dawid and Skene [20], by

including a few ground-truth labels. The model in [21] expands on this idea by including a graph between data-points to enable label prediction for data that have not been annotated. When features $\{x\}$ are available, [22] proposed a parametric model for learning a binary classifier from crowd responses and expert labels, while [23] and [24] used $\{x\}$ and $\check{\mathbf{Y}}$ to learn a classifier via deep generative models.

The present work puts forth two Bayesian *semi-supervised* approaches to crowdsourced classification, building on the popular variational inference framework [25], alongside novel performance analysis for both Bayesian unsupervised and semi-supervised approaches. The resultant algorithms are designed for the typical label constraints as well as instance-level constraints. Also, different from most semi-supervised crowdsourcing works, the novel methods do not require features $\{x_n\}_{n=1}^N$, but rely only on annotator labels.

3 VARIATIONAL INFERENCE FOR CROWDSOURCING

Before presenting our semi-supervised approaches, this section will recap a Bayesian treatment of the crowdsourcing problem. First, variational Bayes is presented in Sec. 3.1, and a variational inference algorithm for crowdsourcing [10] is introduced in Sec. 3.2.

3.1 Variational Bayes

Consider a set of observed data collected in \mathbf{X} , and a set of latent variables and parameters in \mathbf{Z} . Variational Bayes seeks \mathbf{Z} that maximize the marginal of \mathbf{X} , by treating both latent variables and parameters as random [25]. EM in contrast treats \mathbf{Z} as deterministic and provides point estimates. The log-marginal of \mathbf{X} can be written as

$$\begin{aligned} \ln p(\mathbf{X}) &= \int q(\mathbf{Z}) \ln \frac{p(\mathbf{X}, \mathbf{Z})}{q(\mathbf{Z})} d\mathbf{Z} - \int q(\mathbf{Z}) \ln \frac{p(\mathbf{Z}|\mathbf{X})}{q(\mathbf{Z})} d\mathbf{Z} \\ &= L(q) - \text{KL}(q||p) \end{aligned} \quad (2)$$

with $\text{KL}(q||p)$ denoting the Kullback-Leibler divergence between pdfs q and p [26]. This expression is maximized for $q(\mathbf{Z}) = p(\mathbf{Z}|\mathbf{X})$, however when $p(\mathbf{Z}|\mathbf{X})$ is an intractable pdf, one may seek distributions q from a prescribed tractable family \mathcal{Q} , such that $\text{KL}(q||p)$ is minimized. One such family is the family of factorized distributions, which also go by the name of mean field distributions. Under the mean field paradigm, the variational distribution $q(\mathbf{Z})$ is decomposed into a product of single variable factors, $q(\mathbf{Z}) = \prod_i q(\mathbf{Z}_i)$, with $q(\mathbf{Z}_i)$ denoting the variational distribution corresponding to the variable \mathbf{Z}_i .

It can be shown that the optimal updates for each factor are given by [25]

$$\ln q^*(\mathbf{Z}_i) = \mathbb{E}_{-\mathbf{Z}_i} [\ln p(\mathbf{X}, \mathbf{Z})] + c \quad (3)$$

where c is an appropriate constant, and the $-\mathbf{Z}_i$ subscript denotes that the expectation is taken w.r.t. the terms in q that do not involve \mathbf{Z}_i , that is $\prod_{j \neq i} q(\mathbf{Z}_j)$. These optimal factors can be estimated iteratively, and such a procedure is guaranteed to converge at least to a local maximum of (2).

3.2 Variational EM for crowdsourcing

Next, we will outline how variational inference can be used to derive an iterative algorithm for crowdsourced classification [10]. The Bayesian treatment of the crowdsourcing problem dictates the use of prior distributions on the parameters of interest, namely $\boldsymbol{\pi}$, and $\boldsymbol{\Gamma}$. The probabilities $\boldsymbol{\pi}$ are assigned a Dirichlet distribution prior with parameters $\boldsymbol{\alpha}_0 := [\alpha_{0,1}, \dots, \alpha_{0,K}]$, that is $\boldsymbol{\pi} \sim \text{Dir}(\boldsymbol{\pi}; \boldsymbol{\alpha}_0)$, whereas for an annotator m , the columns $\{\gamma_k^{(m)}\}_{k=1}^K$ of its confusion matrix are considered independent, and $\gamma_k^{(m)}$ is assigned a Dirichlet distribution prior with parameters $\boldsymbol{\beta}_{0,k}^{(m)} := [\beta_{0,k,1}^{(m)}, \dots, \beta_{0,k,K}^{(m)}]$, respectively. These priors on the parameters of interest are especially useful when only few data have been annotated, and can also capture annotator behavior from previous crowdsourcing tasks. The joint distribution of \mathbf{y} , $\check{\mathbf{Y}}$, $\boldsymbol{\pi}$ and $\boldsymbol{\Gamma}$ is

$$\begin{aligned} p(\mathbf{y}, \boldsymbol{\pi}, \check{\mathbf{Y}}, \boldsymbol{\Gamma}; \boldsymbol{\alpha}_0, \mathbf{B}_0) \\ = \prod_{n=1}^N \sum_{k=1}^K \pi_k \prod_{m=1}^M \prod_{k'=1}^K (\gamma_{k,k'}^{(m)})^{\delta_{n,k}^{(m)}} p(\boldsymbol{\pi}; \boldsymbol{\alpha}_0) p(\boldsymbol{\Gamma}; \mathbf{B}_0) \end{aligned} \quad (4)$$

with \mathbf{B}_0 collecting all prior parameters $\boldsymbol{\beta}_{0,k}^{(m)}$ for $k = 1, \dots, K$ and $m = 1, \dots, M$, and $\delta_{n,k}^{(m)} := \mathbb{1}(\check{y}_n^{(m)} = k)$. Throughout the rest of this manuscript the parametrization on $\boldsymbol{\alpha}_0, \mathbf{B}_0$ is implicit for brevity.

With the goal of estimating the unknown variables and parameters of interest, we will use the approach outlined in the previous subsection, to approximate $p(\mathbf{y}, \boldsymbol{\pi}, \boldsymbol{\Gamma} | \check{\mathbf{Y}})$ via a variational distribution $q(\mathbf{y}, \boldsymbol{\pi}, \boldsymbol{\Gamma})$. Under the mean-field class, this variational distribution is decomposed across the unknown variables as

$$q(\mathbf{y}, \boldsymbol{\pi}, \boldsymbol{\Gamma}) = q(\mathbf{y})q(\boldsymbol{\pi})q(\boldsymbol{\Gamma}). \quad (5)$$

Since the data are assumed to be i.i.d. [cf. Sec. 2] $q(\mathbf{y})$ is further decomposed into $q(\mathbf{y}) = \prod_{n=1}^N q(y_n)$. In addition, since annotators are assumed independent and the columns of their confusion matrices are also considered independent, we have $q(\boldsymbol{\Gamma}) = \prod_{m=1}^M \prod_{k=1}^K q(\gamma_k^{(m)})$. The variational Bayes EM algorithm is an iterative algorithm, with each iteration consisting of two steps: the variational E-step, where the latent variables \mathbf{y} are estimated; and the variational M-step, where the distribution of the parameters of interest $\boldsymbol{\pi}, \boldsymbol{\Gamma}$ are estimated.

At iteration $t + 1$, the variational distribution for the unknown label y_n is given by

$$\ln q_{t+1}(y_n) = \mathbb{E}_{-y_n} [\ln p(\mathbf{y}, \boldsymbol{\pi}, \check{\mathbf{Y}}, \boldsymbol{\Gamma})] + c. \quad (6)$$

The subscript of q denotes the iteration index. The expectation in (6) is taken w.r.t. the terms in q_t that do not involve y_n , that is $\prod_{n' \neq n} q_t(y_{n'}) q_t(\boldsymbol{\pi}) q_t(\boldsymbol{\Gamma})$. Upon expanding $p(\mathbf{y}, \boldsymbol{\pi}, \check{\mathbf{Y}}, \boldsymbol{\Gamma})$, (6) becomes

$$\begin{aligned} \ln q_{t+1}(y_n) \\ = \mathbb{E}_{\boldsymbol{\pi}} [\ln \pi_{y_n}] + \mathbb{E}_{\boldsymbol{\Gamma}} \left[\sum_{m=1}^M \sum_{k'=1}^K \delta_{n,k'}^{(m)} \ln \gamma_{y_n,k'}^{(m)} \right] + c. \end{aligned} \quad (7)$$

Accordingly, the update for the class priors in $\boldsymbol{\pi}$ is

$$\ln q_{t+1}(\boldsymbol{\pi}) = \mathbb{E}_{-\boldsymbol{\pi}} [\ln p(\mathbf{y}, \boldsymbol{\pi}, \check{\mathbf{Y}}, \boldsymbol{\Gamma})] + c \quad (8)$$

where the expectation is taken w.r.t. $q_{t+1}(\mathbf{y}) q_t(\boldsymbol{\Gamma})$. Absorbing terms that do not involve $\boldsymbol{\pi}$ in the constant c , we have

$$\ln q_{t+1}(\boldsymbol{\pi}) = \mathbb{E}_{\mathbf{y}} \left[\sum_{n=1}^N \ln \pi_{y_n} \right] + \ln p(\boldsymbol{\pi}) + c. \quad (9)$$

The expectation in (9) can be expanded as

$$\begin{aligned} \mathbb{E}_{\mathbf{y}} \left[\sum_{n=1}^N \ln \pi_{y_n} \right] &= \sum_{n=1}^N \mathbb{E}_{y_n} [\ln \pi_{y_n}] \\ &= \sum_{n=1}^N \sum_{k=1}^K q_{t+1}(y_n = k) \ln \pi_k = \sum_{k=1}^K N_{t+1,k} \ln \pi_k \end{aligned} \quad (10)$$

where $N_{t,k} := \sum_{n=1}^N q_t(y_n = k)$. These $N_{t,k}$ values can be thought of as pseudocounts of the number of data belonging to class k . Plugging (10) into (9) and expanding $\ln p(\boldsymbol{\pi}) = \sum_{k=1}^K (\alpha_{0,k} - 1) \ln \pi_k$, we arrive at

$$\begin{aligned} \ln q_{t+1}(\boldsymbol{\pi}) &= \sum_{k=1}^K N_{t+1,k} \ln \pi_k + \sum_{k=1}^K (\alpha_{0,k} - 1) \ln \pi_k + c \\ &= \sum_{k=1}^K (N_{t+1,k} + \alpha_{0,k} - 1) \ln \pi_k + c. \end{aligned} \quad (11)$$

Taking the exponential of both sides, it follows readily that

$$q_{t+1}(\boldsymbol{\pi}) \propto \text{Dir}(\boldsymbol{\pi}; \boldsymbol{\alpha}_{t+1}) \quad (12)$$

where $\boldsymbol{\alpha}_{t+1} = [\alpha_{t+1,1}, \dots, \alpha_{t+1,K}]$ with $\alpha_{t+1,k} = N_{t,k} + \alpha_{0,k}$. As a direct consequence of this, the $\mathbb{E}_{\boldsymbol{\pi}} [\ln \pi_{y_n}]$ term in (7) is given by

$$\mathbb{E}_{\boldsymbol{\pi}} [\ln \pi_k] = \psi(\alpha_{t,k}) - \psi(\bar{\alpha}_t) \quad (13)$$

with ψ is the digamma function, and $\bar{\alpha}_t := \sum_{k=1}^K \alpha_{t,k}$.

For the k -th column of $\boldsymbol{\Gamma}^{(m)}$ the update takes the form

$$\begin{aligned} \ln q_{t+1}(\gamma_k^{(m)}) &= \mathbb{E}_{-\gamma_k^{(m)}} [\ln p(\mathbf{y}, \boldsymbol{\pi}, \check{\mathbf{Y}}, \boldsymbol{\Gamma})] + c \\ &= \mathbb{E}_{\mathbf{y}} \left[\sum_{n=1}^N \sum_{k'=1}^K \delta_{n,k'}^{(m)} \ln \gamma_{k,k'}^{(m)} \right] + \ln p(\gamma_k^{(m)}) + c. \end{aligned} \quad (14)$$

Using steps similar to the update of $q(\boldsymbol{\pi})$, one can show that

$$q_{t+1}(\gamma_k^{(m)}) \propto \text{Dir}(\gamma_k^{(m)}; \boldsymbol{\beta}_{t+1,k}^{(m)}) \quad (15)$$

with $\boldsymbol{\beta}_{t+1,k}^{(m)} := [\beta_{t+1,k,1}^{(m)}, \dots, \beta_{t+1,k,K}^{(m)}]$, $\beta_{t,k,k'}^{(m)} := N_{t,k,k'}^{(m)} + \beta_{0,k,k'}^{(m)}$ and $N_{t,k,k'}^{(m)} := \sum_{n=1}^N q_t(y_n = k) \delta_{n,k'}^{(m)}$. Consequently at iteration $t + 1$, and upon defining $\bar{\beta}_{t+1,k}^{(m)} := \sum_{\ell} \beta_{t+1,k,\ell}^{(m)}$ we have

$$\mathbb{E}_{\boldsymbol{\Gamma}} [\ln \gamma_{k,k'}^{(m)}] = \psi(\beta_{t+1,k,k'}^{(m)}) - \psi(\bar{\beta}_{t+1,k}^{(m)}) \quad (16)$$

The entire variational Bayes EM algorithm is tabulated in Alg. 1. Given initial values for $\mathbb{E}_{\boldsymbol{\pi}} [\ln \pi_{y_n}]$ and $\mathbb{E}_{\boldsymbol{\Gamma}} [\sum_{m=1}^M \ln \gamma_{y_n, \check{y}_n}^{(m)}]$ per variational E-step, first the variational distribution for each datum $q(y_n)$ is computed using (6). Using the recently computed $q(\mathbf{y})$ at the variational M-step, the variational distribution for class priors $q(\boldsymbol{\pi})$ is updated via (9) and the variational distributions for each column of the confusion matrices $q(\gamma_k^{(m)})$ are updated via (14). The E- and M-steps are repeated until convergence.

Input: Annotator responses \check{Y} , initial π, Γ ,
 $\{q_0(y_n = k)\}_{n,k=1}^{N,K}$, parameters α_0, \mathbf{B}_0
Output: Estimates $\mathbb{E}[\pi], \mathbb{E}[\Gamma], \hat{y}$

- 1 **while** not converged **do**
- 2 Update $q_{t+1}(y_n)$ via (7);
- 3 Update $q_{t+1}(\pi)$ using $q_{t+1}(y_n)$, (9);
- 4 Update $q_{t+1}(\gamma_k^{(m)}) \forall m, k$, using $q_{t+1}(y_n)$, (14);
- 5 $t \leftarrow t + 1$;
- 6 **end**
- 7 Estimate fused data labels using (17);

Algorithm 1: VBEM for crowdsourced classification

Finally, the fused labels \hat{y} are recovered at the last iteration T as

$$\hat{y}_n = \underset{k}{\operatorname{argmax}} q_T(y_n = k). \quad (17)$$

The overall computational complexity of this algorithm is $\mathcal{O}(NKMT)$. The updates of this VBEM algorithm are very similar to the corresponding updates of the EM algorithm for crowdsourcing [5].

3.2.1 Performance analysis

Let π^* be the optimal class priors, Γ^* the optimal confusion matrices, and $\mu_m := \Pr(\check{y}_n^{(m)} \neq 0)$ the probability an annotator will provide a response. The following theorem establishes that when Alg. 1 is properly initialized, the estimation errors for π, Γ and the labels y are bounded.

Theorem 1. *Suppose that $\gamma_{k,k'}^{*(m)} \geq \rho_\gamma$ for all k, k', m , $\pi_k^* \geq \rho_\pi$ for all k , and that Alg. 1 is initialized so that $|\mathbb{E}[\pi_k] - \pi_k^*| \leq \varepsilon_{\pi,0}$ for all k and $|\mathbb{E}[\gamma_{k,k'}^{(m)}] - \gamma_{k,k'}^{*(m)}| \leq \varepsilon_{\gamma,0}$ for all k, k', m . It then holds w.p. at least $1 - \nu$ that for iterations $t = 1, \dots, T$, update (6) yields*

$$\begin{aligned} \max_k |q_t(y_n = k) - \mathbb{1}(y_n = k)| &\leq \varepsilon_{q,t} := K \exp(-U) \\ U &:= D + f_\pi(\varepsilon_{\pi,t-1}) + M f_\gamma(\varepsilon_{\gamma,t-1}), \end{aligned}$$

where D is a quantity related to properties of the dataset and the annotators, while f_π, f_γ are decreasing functions. Consequently for $k, k' = 1, \dots, K, m = 1, \dots, M$ updates (9) and (14) yield respectively

$$|\mathbb{E}[\pi_k] - \pi_k^*| \leq \varepsilon_{\pi,k,t} := \quad (18)$$

$$\frac{N(\varepsilon_{q,t} + g_\pi(\nu)) + \alpha_{0,k} + \rho_\pi \bar{\alpha}_0}{N + \bar{\alpha}_0}$$

$$|\mathbb{E}[\gamma_{k,k'}^{(m)}] - \gamma_{k,k'}^{*(m)}| \leq \varepsilon_{\gamma,k,k',t} := \quad (19)$$

$$\frac{2N(g_\gamma(\nu) + \varepsilon_{q,t}) + \beta_{0,k,k'}^{(m)} + \bar{\beta}_{0,k}^{(m)}}{N\mu_m\pi_k^* - N\frac{g_\gamma(\nu)}{\gamma_{k,k'}^{*(m)}} - N\varepsilon_{q,t} + \bar{\beta}_{k,k'}^{(m)}}$$

with $g_\pi(\nu)$ and $g_\gamma(\nu)$ being decreasing functions of ν and $\varepsilon_{\pi,t} := \max_k \varepsilon_{\pi,k,t}, \varepsilon_{\gamma,t} := \max_{k,k',m} \varepsilon_{\gamma,k,k',t}$.

Detailed theorem proofs are deferred to Appendix A of the supplementary material. With a VBEM algorithm for crowdsourcing and its performance analysis at hand, the ensuing section will introduce our semi-supervised variational Bayes algorithms that can incorporate additional information to enhance label aggregation.

4 SEMI-SUPERVISED CROWDSOURCING

This section deals with a semi-supervised variational Bayes approach to crowdsourcing. The side information available is in the form of constraints. Two types of constraints are investigated, namely label constraints, where the labels of a subset of the data are known; and instance-level constraints, that indicate relationships between pairs of data. Throughout this section, N_C will denote the number of available constraints that are collected in the set \mathcal{C} .

4.1 Label constraints

Suppose that labels for $N_C < N$ data are known. With $\mathcal{C} \subset \{1, \dots, N\}, |\mathcal{C}| = N_C$ denoting the set of available constraints and \mathcal{C}^c its complement, the joint pmf of (4) is

$$\begin{aligned} p(\mathbf{y}, \pi, \check{Y}, \Gamma) &= \prod_{n' \in \mathcal{C}} \pi_{y_{n'}} \prod_{m=1}^M \prod_{k'=1}^K (\gamma_{y_{n'}, k'}^{(m)})^{\delta_{n', k'}^{(m)}} p(\pi) p(\Gamma) \\ &+ \prod_{n \in \mathcal{C}^c} \sum_{k=1}^K \pi_k \prod_{m=1}^M \prod_{k'=1}^K (\gamma_{k, k'}^{(m)})^{\delta_{n, k'}^{(m)}} p(\pi) p(\Gamma) \end{aligned} \quad (20)$$

where the latter summand is similar to (4), while the former one involves data whose labels are available. Alg. 1 can be readily adapted for (20). Specifically, the variational updates for π and Γ from Sec. 3.2 carry over, albeit with the pseudo-counts of (9) and (14) defined, respectively, as

$$\begin{aligned} N_{t,k} &= \sum_{n \in \mathcal{C}^c} q_t(y_n = k) + \sum_{n' \in \mathcal{C}} \mathbb{1}(y_{n'} = k) \\ N_{t,k,k'}^{(m)} &= \sum_{n \in \mathcal{C}^c} q_t(y_n = k) \delta_{n,k'}^{(m)} + \sum_{n' \in \mathcal{C}} \mathbb{1}(y_{n'} = k) \delta_{n',k'}^{(m)} \end{aligned}$$

Finally, only the variational distributions $q(y_n)$ for $n \in \mathcal{C}^c$ are updated.

Since ground-truth label information is provided, this semi-supervised crowdsourcing variant enjoys improved performance compared to Alg. 1, as asserted in the next theorem, and corroborated by the numerical tests of Sec. 5.

Theorem 2. *Consider the same setup as in Thm. 1 along with label constraints collected in \mathcal{C} . Then for the proposed algorithm of Sec. 4.1, the following hold w.p. at least $1 - \nu$: For iterations $t = 1, \dots, T$, (6) yields for $n \in \mathcal{C}^c$*

$$\max_k |q_t(y_n = k) - \mathbb{1}(y_n = k)| \leq \varepsilon_{q,t} := K \exp(-U)$$

with U as in Thm. 1, while (9) and (14) yield respectively

$$|\mathbb{E}[\pi_k] - \pi_k^*| \leq \varepsilon_{\pi,k,t} := \quad (21)$$

$$\frac{(N - N_C)\varepsilon_{q,t} + N g_\pi(\nu) + \alpha_{0,k} + \rho_\pi \bar{\alpha}_0}{N + \bar{\alpha}_0}$$

$$|\mathbb{E}[\gamma_{k,k'}^{(m)}] - \gamma_{k,k'}^{*(m)}| \leq \varepsilon_{\gamma,k,k',t} := \quad (22)$$

$$\frac{2N g_\gamma(\nu) + 2(N - N_C)\varepsilon_{q,t} + \beta_{0,k,k'}^{(m)} + \bar{\beta}_{0,k}^{(m)}}{N\mu_m\pi_k^* - N\frac{g_\gamma(\nu)}{\gamma_{k,k'}^{*(m)}} - (N - N_C)\varepsilon_{q,t} + \bar{\beta}_{k,k'}^{(m)}}$$

and $\varepsilon_{\pi,t} := \max_k \varepsilon_{\pi,k,t}, \varepsilon_{\gamma,t} := \max_{k,k',m} \varepsilon_{\gamma,k,k',t}$.

Comparing Thm. 2 to Thm. 1, one notices that the estimation error bounds for π and Γ per iteration are smaller, due to the presence of ground-truth labels. This in turn, yields smaller estimation errors for the labels, as U increases.

4.1.1 Selecting label constraints

Acquiring label constraints, even for a few data, can be costly and time consuming in practice. This motivates judicious selection of data we would prefer to query true labels for. Here, we outline an approach for selecting constraints using only the annotator responses $\tilde{\mathbf{Y}}$. In addition to providing error bounds for VBEM under label constraints, Thm. 2 reveals how to select the N_C constraints in \mathcal{C} . Equations (21) and (22) show that in order to minimize the error bounds of the priors and confusion matrices, the data with the largest label errors $\tau_n := |q(y_n = k) - \mathbb{1}(y_n = k)|$ should be included in \mathcal{C} . The smaller error bounds of (21) and (22) then result in smaller error bounds for the labels, thus improving the overall classification performance.

Since the true label errors $\tau_n = |q(y_n = k) - \mathbb{1}(y_n = k)|$ are not available, one has to resort to surrogates for them. One class of such surrogates, typically used in active learning [27], are the so-called uncertainty measures. These quantities estimate how uncertain the classifier (in this case the crowd) is about each datum. Intuitively, data for which the crowd is highly uncertain are more likely to be misclassified. In our setup, such uncertainty measures can be obtained using the results provided by Alg. 1, and specifically the label posteriors $\{q_T(y_n = k)\}_{n=1, k=1}^{N, K}$. As an alternative, approximate posteriors can be found without using Alg. 1, by taking a histogram of annotator responses per datum. Using these posteriors, one can measure the uncertainty of the crowd for each datum. Here, we opted for the so-called best-versus-second-best uncertainty measure, which per datum n is given by

$$H(\hat{y}_n) = \max_k q_T(y_n = k) - \max_{k' \neq k} q_T(y_n = k'). \quad (23)$$

This quantity shows how close the two largest posteriors for each datum are; larger values imply that the crowd is highly certain for a datum, whereas smaller ones indicate uncertainty.

Using the results of Alg. 1 and (23), the process for selecting label constraints is simple: N_C data are randomly sampled to be included in \mathcal{C} without replacement, and the probability of sampling per datum is $\lambda_n \propto 1 - H(\hat{y}_n)$, $n = 1, \dots, N$.

4.2 Instance-level constraints

Next, we consider the case of instance-level constraints. Such information may be easier to obtain than the label constraints of the previous subsection, as pairwise constraints encapsulate relationships between pairs of data and not “hard” label information. These constraints take the form of must-link and cannot-link relationships, and are collected respectively in the sets \mathcal{C}_{ML} and \mathcal{C}_{CL} , and $\mathcal{C} = \mathcal{C}_{ML} \cup \mathcal{C}_{CL}$, $N_{ML} = |\mathcal{C}_{ML}|$, $N_{CL} = |\mathcal{C}_{CL}|$. All constraints consist of tuples $(i, j) \in \{1, \dots, N\} \times \{1, \dots, N\}$. A must-link constraint (i, j) indicates that two data points, \mathbf{x}_i and \mathbf{x}_j must belong to the same class, i.e. $y_i = y_j$, whereas a cannot-link constraint (i', j') indicates that two points $\mathbf{x}_{i'}$ and $\mathbf{x}_{j'}$ are not in the same class; $y_{i'} \neq y_{j'}$. Note that instance level constraints naturally describe a graph \mathcal{G} , whose N nodes correspond to the data $\{x_n\}_{n=1}^N$, and whose (weighted) edges are the available constraints. This realization is the cornerstone

of the proposed algorithm, suggesting that instance-level constraints can be incorporated in the crowdsourcing task by means of a probabilistic graphical model.

Specifically, we will encode constraints in the marginal pmf of the unknown labels $p(\mathbf{y})$ using a Markov Random Field (MRF), which implies that for all $n = 1, \dots, N$, the local Markov property holds, that is $p(y_n | \mathbf{y}_{-n}) = p(y_n | \mathcal{Y}_{\mathcal{C}_n})$, where \mathbf{y}_{-n} denotes a vector containing all labels except y_n , while $\mathcal{Y}_{\mathcal{C}_n}$ a vector containing labels for $y_{n'}$, where $n' \in \mathcal{C}_n$, and \mathcal{C}_n is a set containing indices such that $n' : (n, n') \in \mathcal{C}$. By the Hammersley-Clifford theorem [28], the marginal pmf of the unknown labels is given by

$$p(\mathbf{y}) = \frac{1}{Z} \exp \left(\sum_{n=1}^N \ln \pi_{y_n} + \eta \sum_{n' \in \mathcal{C}_n} V(y_n, y_{n'}) \right) \quad (24)$$

where Z is the (typically intractable) normalization constant, and $\eta > 0$ is a tunable parameter that specifies how much weight we assign to the constraints. Here, we define the V function as $V(y_n, y_{n'}) = w_{n, n'} \mathbb{1}(y_n = y_{n'})$, where

$$w_{n, n'} = \begin{cases} 1 & \text{if } (n, n') \in \mathcal{C}_{ML} \\ -1 & \text{if } (n, n') \in \mathcal{C}_{CL} \\ 0 & \text{otherwise.} \end{cases} \quad (25)$$

The weights $w_{n, n'}$ can also take other real values, indicating the confidence one has per constraint (n, n') , but here we will focus on $-1, 0, 1$ values. This $V(y_n, y_{n'})$ term promotes the same label for data with must-link constraints, whereas it penalizes similar labels for data with cannot-link constraints. Since the number of constraints is typically small, for the majority of data the term $\sum V(y_n, y_{n'})$ will be 0. Thus, the $\ln \pi$ term in the exponent of (24) acts similarly to the prior probabilities of Sec. 3.2. Again, adopting a Dirichlet prior $\text{Dir}(\boldsymbol{\pi}; \boldsymbol{\alpha}_0)$, and $\gamma_k^{(m)} \sim \text{Dir}(\gamma_k^{(m)}; \beta_{0, k}^{(m)})$ for all m, k , and using mean-field VB as before, the variational update for the n -th label becomes

$$\begin{aligned} & \ln q_{t+1}(y_n = k) \\ &= \mathbb{E}_{\boldsymbol{\pi}} [\ln \pi_k] + \mathbb{E}_{\boldsymbol{\Gamma}} \left[\sum_{m=1}^M \sum_{k'=1}^K \ln(\gamma_{k, k'}^{(m)}) \delta_{n, k'}^{(m)} \right] \\ &+ \eta \sum_{n' \in \mathcal{C}_n} w_{n, n'} \mathbb{E}_{y_{n'}} [\mathbb{1}(y_{n'} = k)] + c \\ &= \mathbb{E}_{\boldsymbol{\pi}} [\ln \pi_k] + \mathbb{E}_{\boldsymbol{\Gamma}} \left[\sum_{m=1}^M \sum_{k'=1}^K \delta_{n, k'}^{(m)} \ln \gamma_{k, k'}^{(m)} \right] \\ &+ \eta \sum_{n' \in \mathcal{C}_n} w_{n, n'} q_t(y_{n'} = k) + c. \end{aligned} \quad (26)$$

The variational update for label y_n is similar to the one in (7), with the addition of the $\eta \sum_{n' \in \mathcal{C}_n} w_{n, n'} q_t(y_{n'} = k)$ term that captures the labels of the data that are related (through the instance constraints) to the n -th datum. Updating label distributions via (26), updates for $\boldsymbol{\pi}$ and $\boldsymbol{\Gamma}$ remain identical to those in Alg. 1 [cf. Sec. 3.2]. The instance-level semi-supervised crowdsourcing algorithm is outlined in Alg. 2. As with its plain vanilla counterpart of Sec. 3.2, Alg. 2 maintains the asymptotic complexity of $\mathcal{O}(NMKT)$. Let $\tilde{\mathcal{C}}$ with cardinality $|\tilde{\mathcal{C}}| = \tilde{N}_C$ be a set comprising indices of data that take part in at least one constraint, and let $\tilde{\mathcal{C}}^c$

Input: Annotator responses \check{Y} , initial π, Γ ,
 $\{q_0(y_n = k)\}_{n,k=1}^{N,K}$, constraints \mathcal{C} , parameters
 $\alpha_0, \mathbf{B}_0, \eta$
Output: Estimates $\mathbb{E}[\pi], \mathbb{E}[\Gamma], \hat{y}$.

- 1 **while** not converged **do**
- 2 Update $q_{t+1}(y_n)$ via (26).;
- 3 Update $q_{t+1}(\pi)$ using $q_{t+1}(y_n)$, (9).;
- 4 Update $q_{t+1}(\gamma_k^{(m)}) \forall m, k$, using $q_{t+1}(y_n)$, (14).;
- 5 $t \leftarrow t + 1$;
- 6 **end**
- 7 Estimate fused data labels using (17).;

Algorithm 2: Crowdsourcing with instance-level constraints

with $|\tilde{C}^c| = \bar{N}_C$ denote its complement. The next theorem quantifies the performance of Alg. 2 on average.

Theorem 3. Consider the same setup as in Thm. 1, instance level constraints collected in \mathcal{C} , and additionally the initialization of Alg. 2 satisfying $\max_k |q_0(y_n = k) - \mathbb{1}(y_n = k)| \leq \varepsilon_{q,0}$ for all k, n . Then the following hold w.p. at least $1 - \nu$: For iterations $t = 1, \dots, T$, update (26) yields for $n \in \tilde{C}$

$$\max_k |q_t(y_n = k) - \mathbb{1}(y_n = k)| \leq \tilde{\varepsilon}_{q,t} \quad (27)$$

$$\tilde{\varepsilon}_{q,t} := \max_n K \exp(-U - \eta W_n) = \max_n \varepsilon_{q,t} \exp(-\eta W_n)$$

$$W_n := N_{ML,n}(1 - 2\varepsilon_{q,t-1}) - 2N_{CL,n}\varepsilon_{q,t-1} + N_{CL,n,\min}$$

with $N_{ML,n}, N_{CL,n}$ denoting the number of must- and cannot-link constraints for datum n respectively, and $N_{CL,n,\min} := \min_k N_{CL,n,k}$, where $N_{CL,n,k}$ is the number of cannot-link constraints of datum n , that belong to class k . For data without constraints, that is $n \in \tilde{C}^c$

$$\max_k |q_t(y_n = k) - \mathbb{1}(y_n = k)| \leq \varepsilon_{q,t} = K \exp(-U),$$

with U as defined in Thm. 1. For $k, k' = 1, \dots, K$, $m = 1, \dots, M$ updates (9) and (14) yield respectively

$$|\mathbb{E}[\pi_k] - \pi_k^*| \leq \varepsilon_{\pi,k,t} := \quad (28)$$

$$\frac{\tilde{N}_C \tilde{\varepsilon}_{q,t} + \bar{N}_C \varepsilon_{q,t} + N g_\pi(\nu) + \alpha_{0,k} + \rho \pi \bar{\alpha}_0}{N + \bar{\alpha}_0}$$

$$|\mathbb{E}[\gamma_{k,k'}^{(m)}] - \gamma_{k,k'}^{*(m)}| \leq \varepsilon_{\gamma,k,k',t} := \quad (29)$$

$$\frac{2N g_\gamma(\nu) + 2\tilde{N}_C \tilde{\varepsilon}_{q,t} + 2\bar{N}_C \varepsilon_{q,t} + \beta_{0,k,k'}^{(m)} + \bar{\beta}_{0,k}^{(m)}}{N \mu_m \pi_k^* - N \frac{g_\gamma(\nu)}{\gamma_{k,k'}^{*(m)}} - \tilde{N}_C \tilde{\varepsilon}_{q,t} - \bar{N}_C \varepsilon_{q,t} + \bar{\beta}_k^{(m)}}$$

and $\varepsilon_{\pi,t} := \max_k \varepsilon_{\pi,k,t}$, $\varepsilon_{\gamma,t} := \max_{k,k',m} \varepsilon_{\gamma,k,k',t}$.

Comparing Thm. 3 to Thm. 1, the error bounds for the labels involved in constraints introduced by Alg. 2 will be smaller than the corresponding bounds by Alg. 1, as long as $\max_n W_n > 0$. This in turn reduces the error bounds for the parameters of interest, thus justifying the improved performance of Alg. 2 when provided with good initialization.

Remark 1. While Thms. 1-3 provide error bounds on the first-order moment (bias), using similar steps, related bounds can be derived for the variance of the parameter estimates.

Dataset	N	M	K	δ
Bluebird	108	39	2	108
RTE	800	164	2	48.78
Sentence Polarity	5,000	203	2	136.68
Dog	807	109	5	74.03
Music Genre	700	44	10	66.93

TABLE 1: Dataset properties.

4.2.1 Choosing η .

Proper choice of η is critical for the performance of the proposed semi-supervised algorithm, as it represents the weight assigned to the available constraints. Here, using the number of violated constraints $N_V := \sum_{(n,n') \in \mathcal{C}_{ML}} \mathbb{1}(y_n \neq y_{n'}) + \sum_{(n,n') \in \mathcal{C}_{CL}} \mathbb{1}(y_n = y_{n'})$ as a proxy for performance, grid search can be used to select η from a (ideally small) set of possible values \mathcal{H} .

4.2.2 Selecting instance-level constraints

As with the algorithm designed for label constraints, Thm. 3 suggests that one should provide constraints for data with the largest label errors $|q(y_n = k) - \mathbb{1}(y_n = k)|$ in order to decrease the error bounds in (28) and (29). Let \tilde{C}_u denote the set of data for which we wish to reduce the label error. In order to minimize the error $\tilde{\varepsilon}_q$ per element of \tilde{C}_u , the term W_n in the exponent of (27) should be maximized. To this end, data in \tilde{C}_u should be connected with instance-level constraints to data that exhibit small errors ε_q . Data connected to each $n \in \tilde{C}_u$ are collected in the set $\tilde{C}_c(n)$.

Using the results of Alg. 1 and the uncertainty measure in (23), $\lfloor N_C/K \rfloor$ are randomly selected without replacement, to be included in \tilde{C}_u , with probabilities $\lambda_n \propto 1 - H(\hat{y}_n)$. For each $n \in \tilde{C}_u$, K data are randomly selected, with probabilities $\lambda_n^* \propto H(\hat{y}_n)$, and are included in $\tilde{C}_c(n)$. Using this procedure, data in $\tilde{C}_c(n), n \in \tilde{C}_u$ are likely the ones that the crowd is certain of. Finally, the links $\{(n, n'), n \in \tilde{C}_u, n' \in \tilde{C}_c(n)\}$ are queried and included in the constraint set \mathcal{C} . Note here that each uncertain data point is connected to K certain ones, to increase the likelihood that its label error will decrease.

Remark 2. The principles outlined in this subsection and Sec. 4.1.1 can be leveraged to develop active semi-supervised crowdsourcing algorithms. We defer such approaches to future work.

Remark 3. If both types of constraints are present, an algorithm accounting for both can be designed, along the lines in Sections 4.1 and 4.2. Alternatively, label constraints can be easily converted to instance-level ones, and Alg. 2 can be readily employed.

5 NUMERICAL TESTS

Performance of the proposed semi-supervised approaches is evaluated here on several popular crowdsourcing datasets. Variational Bayes with label constraints (denoted as VB - LC) [cf. Sec. 4.1], and with instance-level constraints (denoted as VB - ILC) [cf. Sec. 4.2, Alg. 2] are compared to majority voting (denoted as MV), the variational Bayes method of Sec. 3.2 that does not include side-information (denoted as VB), and the EM algorithm of [5] (denoted as DS) that also does not utilize any side information.

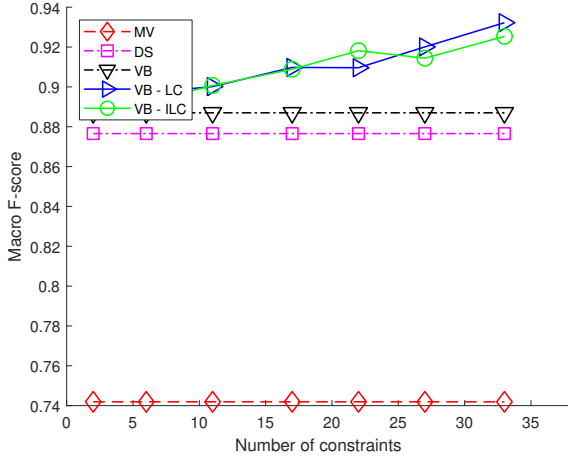


Fig. 1: Macro F-score for the Bluebird dataset, with the same number of constraints provided for *VB-LC* and *VB-ILC*

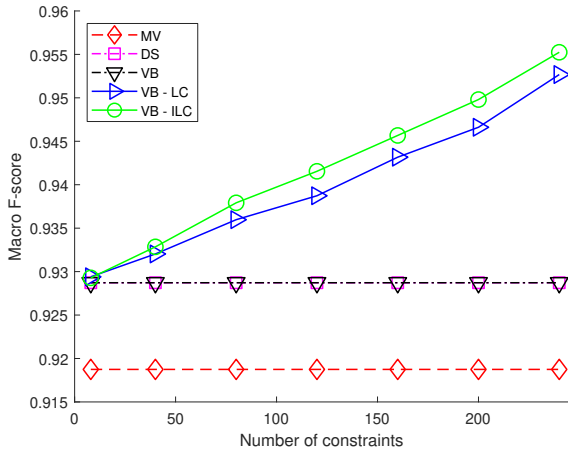


Fig. 2: Macro F-score for the RTE dataset, with the same number of constraints provided for *VB-LC* and *VB-ILC*

As figure of merit, the macro-averaged F-score [29] is adopted to indicate the per-class performance of an algorithm. The datasets considered here are the Bluebird [30], RTE [31], Sentence Polarity [19], Dog [32], and Music genre [19]; see Table 1 for their properties. For the Bluebird dataset, annotators from Amazon’s Mechanical Turk [1] were tasked with classifying $N = 108$ images of birds into $K = 2$ classes: “Indigo Bunting” or “Blue Grosbeak.” For the RTE dataset 164 annotators from Amazon’s Mechanical Turk were provided with 800 pairs of sentences, and asked to classify for each pair whether the second sentence can be inferred from the first. The sentence polarity dataset contains 5,000 sentences from movie reviews, classified into 2 categories (positive or negative), annotated by 203 annotators. The Dog dataset consists of 807 images of dogs which are classified into 5 breeds by 109 annotators. The Music genre dataset contains 700 song samples (each of duration 30secs), belonging into 10 music categories, annotated by 44 annotators. The average number of responses per annotator is denoted by δ . For the datasets presented here, results indicating the micro-averaged F-score, alongside results with additional datasets are included in Appendix B of the supplementary material. MATLAB [33] was used through-

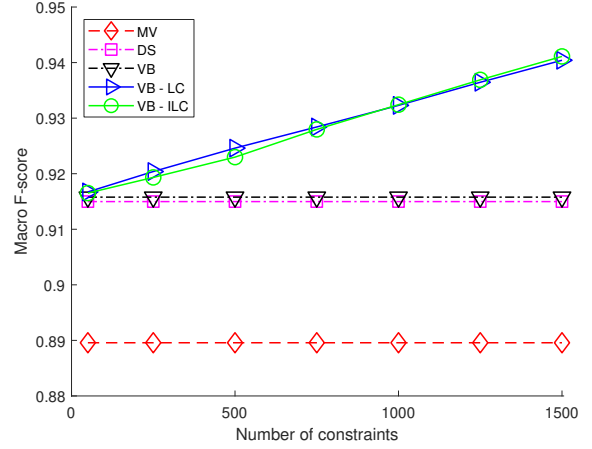


Fig. 3: Macro F-score for the Sentence Polarity dataset, with the same number of constraints as in *VB-LC* and *VB-ILC*

out, and all results represent the average over 20 Monte Carlo runs. In all experiments *VB* and *DS* are initialized using majority voting, while *VB-LC* and *VB-ILC* are initialized using the results of *VB*. Unless otherwise noted, the prior parameters are set as $\alpha_0 = \mathbf{1}$, where $\mathbf{1}$ denotes the all-ones vector, and $\beta_{0,k}^{(m)}$ is a vector with K at its k -th entry and ones everywhere else, for all k, m . The values of η for Alg. 2 are chosen as described in Sec. 4.2 from the set $\mathcal{H} = \{0.01, 0.05, 0.1, 0.2, 0.5, 1, 2, 5, 10, 20, 100, 500\}$. When instance-level constraints in \mathcal{C} are provided to *VB-ILC*, constraints that can be logically derived from the ones in \mathcal{C} are also included. For example, if $(i, j) \in \mathcal{C}_{ML}$ and $(j, k) \in \mathcal{C}_{ML}$, a new must-link constraint (i, k) will be added. Similarly, if $(i, j) \in \mathcal{C}_{ML}$ and $(j, k) \in \mathcal{C}_{CL}$, then a cannot-link constraint (i, k) will be added.

Three types of experiments are included in this section. The first measures the role label and instance-level constraints play when using *VB-LC*, *VB-ILC*, and randomly chosen constraints. The second test showcases the performance of *VB-LC* and *VB-ILC* when constraints are selected as described in Sec. 4.1.1 and 4.2.2. The final experiment shows the performance of *VB-ILC* when provided with constraints derived from N_C labels. When provided with N_C label constraints from K classes, and with z_k denoting the proportion of constraints from class k , the resulting number of must-link constraints is $N_{ML} = \sum_{k=1}^K \binom{N_C z_k}{2}$, since for each class every two points must be connected. The number of cannot-link constraints is $N_{CL} = \sum_{k=1}^K \sum_{k'=1}^{K-1} N_C^2 z_k z_{k'+1}$, as for each class every point must be connected to all points belonging to other classes.

5.1 Randomly selected constraints

For this experiment, the semi-supervised algorithms of Sec. 4 are provided with an identical number of randomly chosen constraints, namely N_C label constraints for *VB-LC* and N_C instance-level constraints for *VB-ILC*. Figs. 1, 2, 3, 4, and 5 depict numerical results for the Bluebird, RTE, Sentence polarity, Dog, and Music genre datasets respectively. *VB-LC* and *VB-ILC* exhibit improved performance as the number of constraints increases. As expected, *VB-LC* outperforms *VB-ILC*, especially when $K > 2$, since

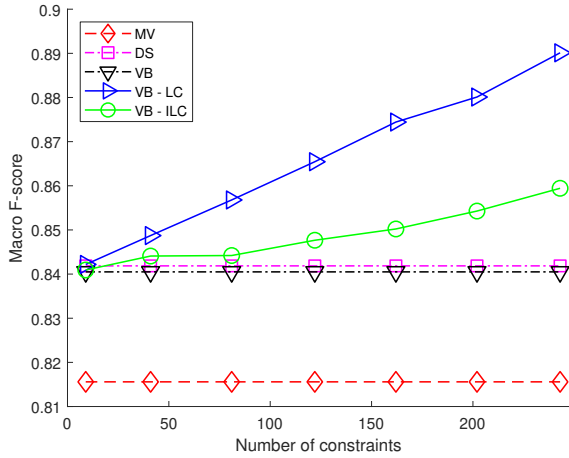


Fig. 4: Macro F-score for the Dog dataset, with the same number of constraints provided for *VB-LC* and *VB-ILC*

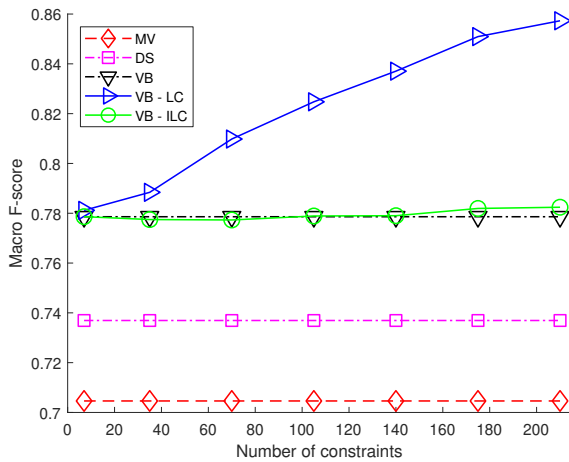


Fig. 5: Macro F-score for the Music Genre dataset, with the same number of constraints as in *VB-LC* and *VB-ILC*

label information is stronger than instance-level information. Interestingly, for $K = 2$, *VB-ILC* exhibits comparable performance to *VB-LC* in the Bluebird dataset, and outperforms *VB-LC* in the RTE dataset. For the Music genre dataset however, the performance gains of *VB-ILC* are much smaller than *VB-LC*. Nevertheless, both outperform their unsupervised counterparts as N_C increases, corroborating that even relatively weak constraints are useful.

5.2 Constraints selected via uncertainty sampling

VB-LC and *VB-ILC* with the constraint selection schemes of Sec. 4.1.1 and 4.2.2, are denoted as *VB-LC, BVS*B and *VB-ILC, BVS*B, respectively. Their counterparts that utilize random constraints are denoted as *VB-LC, Random* and *VB-ILC, Random*. Figs. 6, 7, 8, 9, and 10 depict the results for the Bluebird, RTE, Dog and Music genre datasets, respectively. Uncertainty sampling for selecting label constraints is clearly beneficial, as it provides a large performance boost compared to randomly selecting constraints in all considered datasets. On the other hand, uncertainty sampling provides a more modest performance gain of *VB-ILC*, with the largest performance gains exhibited in the Dog dataset.

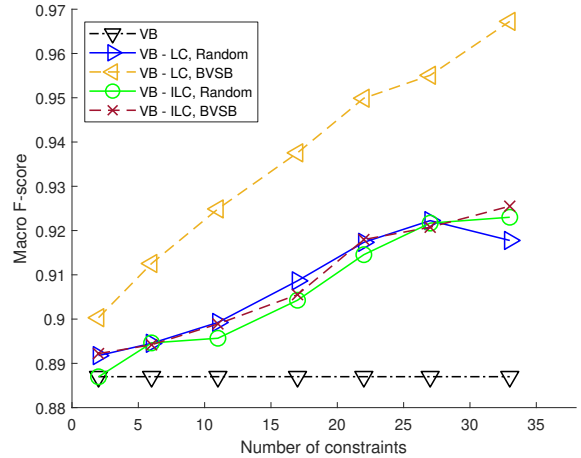


Fig. 6: Macro F-score for the Bluebird dataset, with random and uncertainty based constraint selection for *VB-LC* and *VB-ILC*

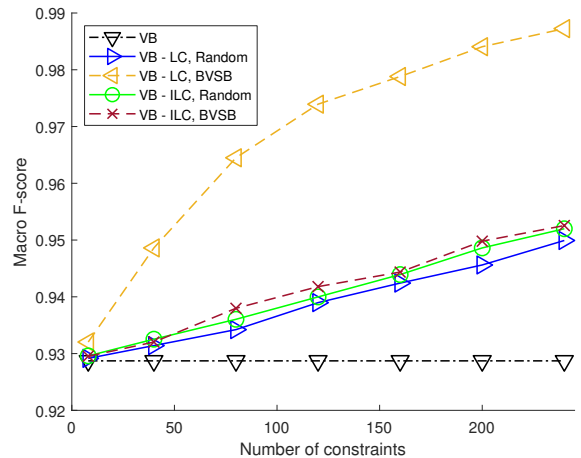


Fig. 7: Macro F-score for the RTE dataset, with random and uncertainty based constraint selection for *VB-LC* and *VB-ILC*

5.3 Label derived constraints

In the final experiment, N_C label constraints are randomly selected and provided to *VB-LC* across datasets. From these label constraints, must- and cannot-link constraints are generated, which are then provided to *VB-ILC*. Figs. 11, 12, 13, 14, and 15 depict the results under this scenario. In all cases, *VB-ILC* almost matches the performance of *VB-LC*. This indicates that when provided with an adequate number of instance-level constraints, *VB-ILC* performs as well as if label constraints had been provided.

6 CONCLUSIONS

This paper investigated semi-supervised crowdsourcing under two regimes of supervision: label constraints and instance-level constraints. The performance of the proposed algorithms was analytically and empirically evaluated on popular real crowdsourcing datasets.

Future research will involve distributed and online implementations of the proposed algorithms, and other types of constraints alongside semi-supervised crowdsourcing with dependent annotators, and dependent data.

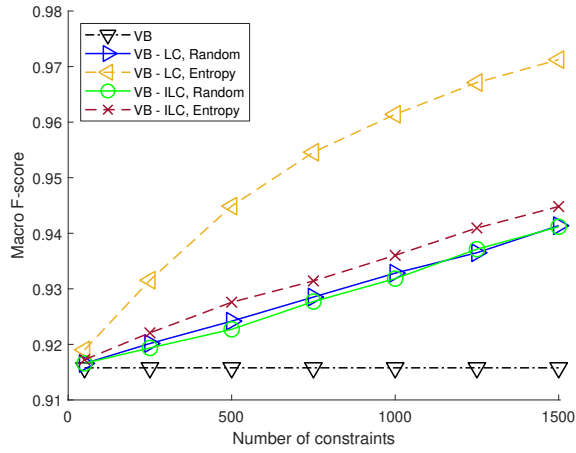


Fig. 8: Macro F-score for the Sentence Polarity dataset, with random and uncertainty based constraint selection for *VB-LC* and *VB-ILC*

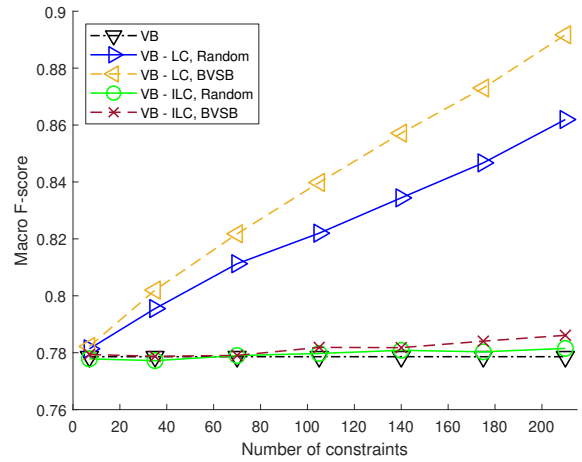


Fig. 10: Macro F-score for the Music Genre dataset, with random and uncertainty based constraint selection for *VB-LC* and *VB-ILC*

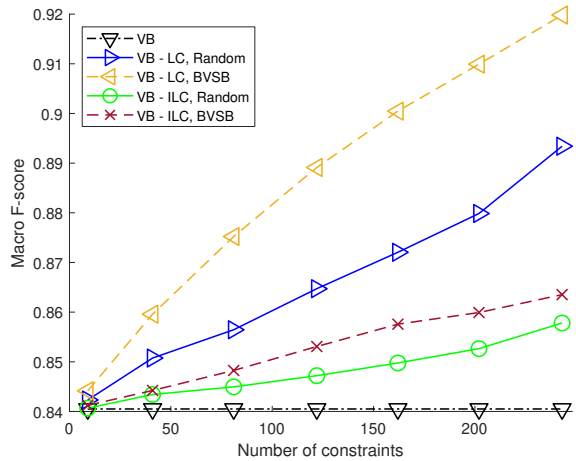


Fig. 9: Macro F-score for the Dog dataset, with random and uncertainty based constraint selection for *VB-LC* and *VB-ILC*

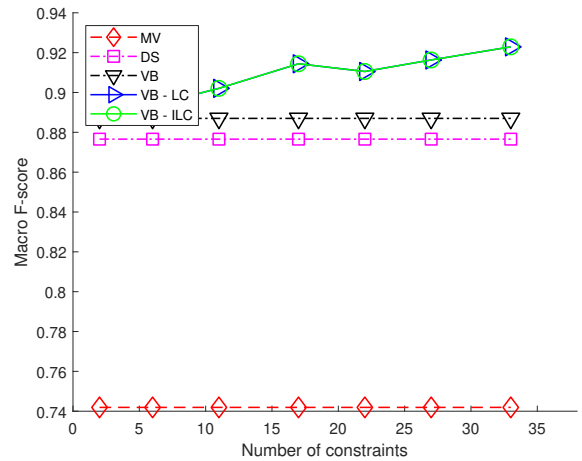


Fig. 11: Macro F-score for the Bluebird dataset, with random and uncertainty based constraint selection for *VB-LC* and *VB-ILC*

REFERENCES

[1] A. Kittur, E. H. Chi, and B. Suh, "Crowdsourcing user studies with mechanical turk," in *Proc. of SIGCHI Conf. on Human Factors in Computing Systems*. Florence, Italy: ACM, 2008, pp. 453–456.

[2] J. Howe, "The rise of crowdsourcing," *Wired Magazine*, vol. 14, no. 6, pp. 1–4, 2006.

[3] O. Chapelle, B. Schölkopf, and A. Zien, *Semi-Supervised Learning*, 1st ed. The MIT Press, 2010.

[4] S. Basu, I. Davidson, and K. Wagstaff, *Constrained Clustering: Advances in Algorithms, Theory, and Applications*, 1st ed. Chapman & Hall/CRC, 2008.

[5] A. P. Dawid and A. M. Skene, "Maximum likelihood estimation of observer error-rates using the EM algorithm," *Applied Statistics*, pp. 20–28, 1979.

[6] A. Jaffe, B. Nadler, and Y. Kluger, "Estimating the accuracies of multiple classifiers without labeled data." in *AISTATS*, vol. 2, San Diego, CA, 2015, p. 4.

[7] Y. Zhang, X. Chen, D. Zhou, and M. I. Jordan, "Spectral methods meet EM: A provably optimal algorithm for crowdsourcing," in *Advances in Neural Information Processing Systems*, 2014, pp. 1260–1268.

[8] P. A. Traganitis, A. Pagès-Zamora, and G. B. Giannakis, "Blind multiclass ensemble classification," *IEEE Transactions on Signal Processing*, vol. 66, no. 18, pp. 4737–4752, Sept 2018.

[9] H.-C. Kim and Z. Ghahramani, "Bayesian classifier combination," in *Proceedings of Machine Learning Research*, N. D. Lawrence and M. Girolami, Eds., vol. 22. La Palma, Canary Islands: PMLR, 21–23 Apr 2012, pp. 619–627. [Online]. Available: <http://proceedings.mlr.press/v22/kim12.html>

[10] E. Simpson, S. Roberts, I. Psorakis, and A. Smith, "Bayesian combination of multiple, imperfect classifiers," in *NIPS 2011*, 2011.

[11] M. Venanzi, J. Guiver, G. Kazai, P. Kohli, and M. Shokouhi, "Community-based bayesian aggregation models for crowdsourcing," in *Proc. of 23rd Intl. Conf. on World Wide Web*. ACM, April 2014, pp. 155–164. [Online]. Available: <https://www.microsoft.com/en-us/research/publication/community-based-bayesian-aggregation-models-for-crowdsourcing/>

[12] P. G. Moreno, A. Artés-Rodríguez, Y. W. Teh, and F. Perez-Cruz, "Bayesian nonparametric crowdsourcing," *J. Mach. Learn. Res.*, vol. 16, no. 1, p. 1607–1627, Jan. 2015.

[13] F. Rodrigues, F. Pereira, and B. Ribeiro, "Sequence labeling with multiple annotators," *Machine Learning*, vol. 95, no. 2, pp. 165–181, May 2014. [Online]. Available: <https://doi.org/10.1007/s10994-013-5411-2>

[14] A. T. Nguyen, B. C. Wallace, J. J. Li, A. Nenkova, and M. Lease, "Aggregating and Predicting Sequence Labels from Crowd Annotations," *Proc Conf Assoc Comput Linguist Meet*, vol. 2017, pp. 299–309, 2017.

[15] P. A. Traganitis, "Blind ensemble classification of sequential data," in *IEEE Data Science Workshop*, Minneapolis, MN, June 2019.

[16] P. A. Traganitis and G. B. Giannakis, "Unsupervised ensemble classification with dependent data," 2019.

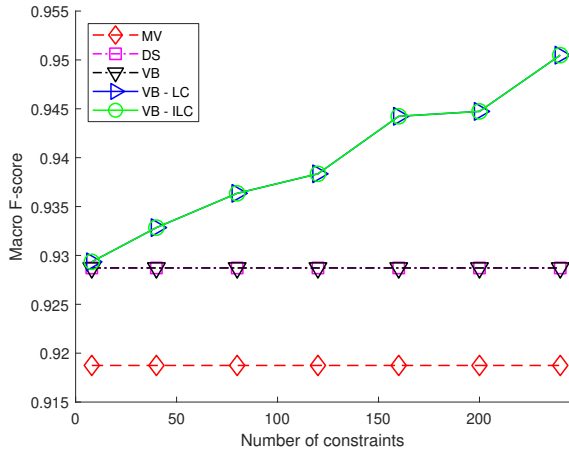


Fig. 12: Macro F-score for the RTE dataset, with random and uncertainty based constraint selection for VB-LC and VB-ILC

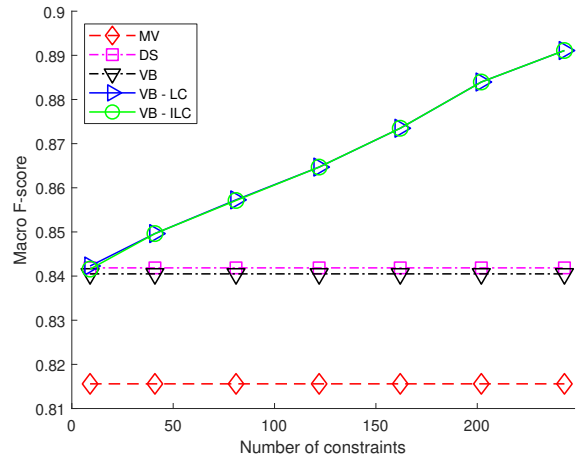


Fig. 14: Macro F-score for the Dog dataset, with random and uncertainty based constraint selection for VB-LC and VB-ILC

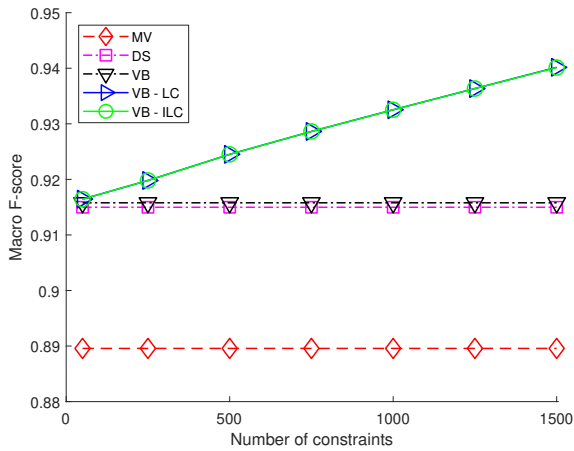


Fig. 13: Macro F-score for the Sentence Polarity dataset, with random and uncertainty based constraint selection for VB-LC and VB-ILC

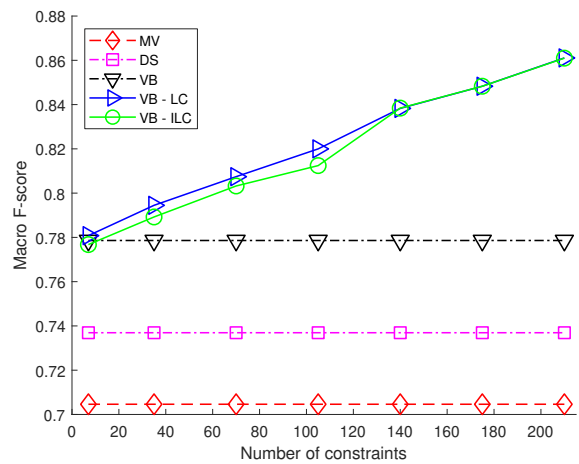


Fig. 15: Macro F-score for the Music Genre dataset, with random and uncertainty based constraint selection for VB-LC and VB-ILC

[17] V. C. Raykar, S. Yu, L. H. Zhao, G. H. Valadez, C. Florin, L. Bogoni, and L. Moy, "Learning from crowds," *J. Mach. Learn. Res.*, vol. 11, p. 1297–1322, Aug. 2010.

[18] P. Ruiz, P. Morales-Álvarez, R. Molina, and A. Katsaggelos, "Learning from crowds with variational Gaussian processes," *Pattern Recognition*, vol. 88, pp. 298–311, April 2019. [Online]. Available: <http://decsai.ugr.es/vip/files/journals/1-s2.0-S0031320318304060-main.pdf>

[19] F. Rodrigues, F. Pereira, and B. Ribeiro, "Gaussian process classification and active learning with multiple annotators," in *Proceedings of the 31st International Conference on Machine Learning*, ser. Proceedings of Machine Learning Research, E. P. Xing and T. Jebara, Eds., vol. 32. Beijing, China: PMLR, 22–24 Jun 2014, pp. 433–441. [Online]. Available: <http://proceedings.mlr.press/v32/rodrigues14.html>

[20] W. Tang and M. Lease, "Semi-supervised consensus labeling for crowdsourcing," in *ACM SIGIR Workshop on Crowdsourcing for Information Retrieval (CIR)*, 2011, 2011.

[21] Y. Yan, R. Rosales, G. Fung, and J. Dy, "Modeling multiple annotator expertise in the semi-supervised learning scenario," in *Proceedings of the Twenty-Sixth Conference on Uncertainty in Artificial Intelligence*, ser. UAI'10. Arlington, Virginia, USA: AUAI Press, 2010, p. 674–682.

[22] H. Kajino, Y. Tsuboi, I. Sato, and H. Kashima, "Learning from crowds and experts," in *Workshops at the Twenty-Sixth AAAI Conference on Artificial Intelligence*, 2012.

[23] W. Shi, V. S. Sheng, X. Li, and B. Gu, "Semi-supervised multi-label learning from crowds via deep sequential generative model," in

Proceedings of the 26th ACM SIGKDD International Conference on Knowledge Discovery & Data Mining, ser. KDD '20. New York, NY, USA: Association for Computing Machinery, 2020, p. 1141–1149. [Online]. Available: <https://doi.org/10.1145/3394486.3403167>

[24] K. Atarashi, S. Oyama, and M. Kurihara, "Semi-supervised learning from crowds using deep generative models," in *Proceedings of the 32nd AAAI Conference on Artificial Intelligence*, 2018. [Online]. Available: <https://aaai.org/ocs/index.php/AAAI/AAAI18/paper/view/17056>

[25] M. J. Beal, "Variational Algorithms for Approximate Bayesian Inference," Ph.D. dissertation, University of London, University College London (United Kingdom), 2003.

[26] T. M. Cover and J. A. Thomas, *Elements of Information Theory*. John Wiley & Sons, 2012.

[27] Y. Fu, X. Zhu, and B. Li, "A survey on instance selection for active learning," *J. of Knowl. and Infor. Systems*, vol. 35, no. 2, pp. 249–283, 2013.

[28] J. M. Hammersley and P. E. Clifford, "Markov random fields on finite graphs and lattices," Unpublished manuscript, 1971.

[29] D. M. W. Powers, "Evaluation: from precision, recall and f-measure to roc, informedness, markedness and correlation," *Intl. Journal of Machine Learning Technology*, vol. 2, pp. 37–63, 2011.

[30] P. Welinder, S. Branson, P. Perona, and S. J. Belongie, "The multidimensional wisdom of crowds," in *Advances in Neural Information Processing Systems 23*, J. D. Lafferty, C. K. I. Williams, J. Shawe-Taylor, R. S. Zemel, and A. Culotta, Eds. Curran Associates, Inc., 2010, pp.

- 2424–2432. [Online]. Available: <http://papers.nips.cc/paper/4074-the-multidimensional-wisdom-of-crowds.pdf>
- [31] R. Snow, B. O'Connor, D. Jurafsky, and A. Y. Ng, "Cheap and fast—but is it good? evaluating non-expert annotations for natural language tasks," in *Proceedings of the Conference on Empirical Methods in Natural Language Processing*, ser. EMNLP '08. USA: Association for Computational Linguistics, 2008, p. 254–263.
- [32] J. Deng, W. Dong, R. Socher, L. Li, Kai Li, and Li Fei-Fei, "Imagenet: A large-scale hierarchical image database," in *Proc. of IEEE Conf. on Computer Vision and Pattern Recognition*, 2009, pp. 248–255.
- [33] MATLAB, version 9.7.0 (R2019b). Natick, Massachusetts: The MathWorks Inc., 2019.

Supplementary material for Bayesian Semi-supervised Crowdsourcing

Appendix A. Technical proofs

To prove Theorems 1-3, we will follow a similar procedure to the one used in [1] for deriving error bounds for the Expectation maximization algorithm. The iteration subscript is omitted in this Appendix for brevity. Before proceeding with the proofs of the theorems, a few supporting lemmata are provided.

A.1. Supporting lemmata

The following lemmata will be used to assist in the proofs of the propositions and theorems. For the remainder of this supplementary material define an annotators probability of providing a response as $\mu_m := \Pr(\tilde{y}_n^{(m)} \neq 0)$, and $D_\gamma := \min_{k \neq k'} \frac{1}{M} \sum_{m=1}^M \mu_m \text{KL}(\gamma_k^{*(m)}, \gamma_{k'}^{*(m)})$, with KL denoting the Kullback-Leibler divergence [2]. Lemma 1 provides a probabilistic characterization of the dataset as well as annotator responses. Lemmata 2 and 3 establish bounds related to the variational updates of the parameters $\boldsymbol{\pi}, \boldsymbol{\Gamma}$.

Lemma 1. *Consider the events*

$$\mathcal{E}_1 : \sum_{m=1}^M \sum_{k'=1}^K \delta_{n,k'}^{(m)} \ln \frac{\gamma_{y_n,k'}^{*(m)}}{\gamma_{k,k'}^{*(m)}} \geq MD_\gamma/2 \quad \text{for } k \neq y_n, n = 1, \dots, N \quad (1)$$

$$\mathcal{E}_2 : \left| \sum_{n=1}^N \mathbb{1}(y_n = k) \delta_{n,k'}^{(m)} - N \mu_m \pi_k^* \gamma_{k,k'}^{*(m)} \right| \leq N t_{k,k'}^{(m)} \quad \text{for } k, k' = 1, \dots, K, m = 1, \dots, M \quad (2)$$

$$\mathcal{E}_3 : \left| \sum_{n=1}^N \mathbb{1}(y_n = k) \mathbb{1}(\tilde{y}_n^{(m)} \neq 0) - N \mu_m \pi_k^* \right| \leq N \frac{t_{k,k'}^{(m)}}{\gamma_{k,k'}^{*(m)}} \quad \text{for } k, k' = 1, \dots, K, m = 1, \dots, M \quad (3)$$

$$\mathcal{E}_4 : \left| \sum_{n=1}^N \mathbb{1}(y_n = k) - N \pi_k^* \right| \leq N r_k \quad \text{for } k = 1, \dots, K. \quad (4)$$

Then $\Pr(\mathcal{E}_1 \cap \mathcal{E}_2 \cap \mathcal{E}_3 \cap \mathcal{E}_4) \geq 1 - \nu$, with

$$\nu := KN \exp\left(-\frac{MD_\gamma}{33 \ln \rho_\gamma}\right) + \sum_{m=1}^M \sum_{k=1}^K 4 \exp\left(-\frac{N(t_{k,k'}^{(m)})^2}{3\pi_k^* \mu_m^* \gamma_{k,k'}^{*(m)}}\right) + \sum_{k=1}^K 2 \exp\left(-\frac{Nr_k^2}{3\pi_k^*}\right) \quad (5)$$

Proof. In [1, Lemma 10] the following concentration bounds for events $\mathcal{E}_1, \mathcal{E}_2$ and \mathcal{E}_3 are established

$$\Pr(\mathcal{E}_1) \geq 1 - KN \exp\left(-\frac{MD_\gamma}{33 \ln \rho_\gamma}\right) \quad (6)$$

$$\Pr(\mathcal{E}_2) \geq 1 - 2 \sum_{m=1}^M \sum_{k=1}^K \exp\left(-\frac{N(t_{k,k'}^{(m)})^2}{3\pi_k^* \mu_m^* \gamma_{k,k'}^{*(m)}}\right) \quad (7)$$

$$\Pr(\mathcal{E}_3) \geq 1 - 2 \sum_{m=1}^M \sum_{k=1}^K \exp\left(-\frac{N(t_{k,k'}^{(m)})^2}{3\pi_k^* \mu_m^* \gamma_{k,k'}^{*(m)}}\right). \quad (8)$$

For event \mathcal{E}_4 , use of the Chernoff bound [3] yields, for $r_k > 0$,

$$\Pr\left(\left|\sum_{n=1}^N \mathbb{1}(y_n = k) - N\pi_k^*\right| \geq Nr_k\right) \leq 2 \exp\left(-\frac{Nr_k^2}{3\pi_k^*}\right). \quad (9)$$

Then

$$1 - \Pr(\mathcal{E}_4) \geq \sum_{k=1}^K 2 \exp\left(-\frac{Nr_k^2}{3\pi_k^*}\right). \quad (10)$$

Combining (6),(7),(8) and (10) for all k, k', m one recovers

$$\begin{aligned} \Pr(\mathcal{E}_1 \cap \mathcal{E}_2 \cap \mathcal{E}_3 \cap \mathcal{E}_4) &\geq 1 - \sum_{i=1}^4 (1 - \Pr(\mathcal{E}_i)) \\ &\geq 1 - KN \exp\left(-\frac{MD_\gamma}{33 \ln \rho_\gamma}\right) - \sum_{m=1}^M \sum_{k=1}^K 4 \exp\left(-\frac{N(t_{k,k'}^{(m)})^2}{3\pi_k^* \mu_m^* \gamma_{k,k'}^{*(m)}}\right) - \sum_{k=1}^K 2 \exp\left(-\frac{Nr_k^2}{3\pi_k^*}\right). \end{aligned} \quad (11)$$

□

Lemma 2. Suppose that $\pi_k^* \geq \rho_\pi > 0$ and $|\mathbb{E}[\pi_k] - \pi_k^*| \leq \varepsilon_\pi$, for $k = 1, \dots, K$, and some $\varepsilon_q > 0$. Then

$$\mathbb{E} \left[\ln \frac{\pi_k}{\pi_k^*} \right] \geq f_\pi(\varepsilon_\pi) \quad k = 1, \dots, K \quad (12)$$

with $f_\pi(\varepsilon_\pi)$ being a decreasing function of ε_π .

Proof. Since $q(\boldsymbol{\pi})$ is a Dirichlet distribution parametrized by $\boldsymbol{\alpha} = [\alpha_1, \dots, \alpha_K]$, it holds that

$$\mathbb{E}[\ln \pi_k] = \psi(\alpha_k) - \psi(\bar{\alpha}). \quad (13)$$

For $x > 1/2$ the digamma function lies in the interval $\psi(x) \in (\ln(x - 1/2), \ln x)$. Using this fact, (13) can be bounded as

$$\mathbb{E}[\ln \pi_k] = \psi(\alpha_k) - \psi(\bar{\alpha}) \geq \ln(\alpha_k - 1/2) - \ln(\bar{\alpha}) = \ln \left(\frac{\alpha_k}{\bar{\alpha}} - \frac{1}{2\bar{\alpha}} \right) = \ln \left(\frac{\mathbb{E}[\pi_k]}{N + \bar{\alpha}_0} - \frac{1}{2(N + \bar{\alpha}_0)} \right) \quad (14)$$

where the last equality is due to $\mathbb{E}[\pi_k] = \alpha_k / \bar{\alpha}$ and $\bar{\alpha} = \sum_{k'} \alpha_{k'} = \sum_{k'} (N_{k'} + \alpha_{0,k'}) = N + \bar{\alpha}_0$. Then

$$\mathbb{E} \left[\ln \frac{\pi_k}{\pi_k^*} \right] = \mathbb{E}[\ln \pi_k] - \ln \pi_k^* \geq \ln \left(\frac{\mathbb{E}[\pi_k]}{\pi_k^*} - \frac{1}{2\pi_k^*(N + \bar{\alpha}_0)} \right). \quad (15)$$

From the assumption of the lemma, we have that

$$|\mathbb{E}[\pi_k] - \pi_k^*| \leq \varepsilon_\pi \Rightarrow 1 - \frac{\varepsilon_\pi}{\rho_\pi} \leq \frac{\mathbb{E}[\pi_k]}{\pi_k^*} \leq 1 + \frac{\varepsilon_\pi}{\rho_\pi} \quad (16)$$

therefore

$$\mathbb{E} \left[\ln \frac{\pi_k}{\pi_k^*} \right] \geq \ln \left(\frac{\rho_\pi - \varepsilon_\pi}{\rho_\pi} - \frac{1}{2\rho_\pi(N + \bar{\alpha}_0)} \right) := f_\pi(\varepsilon_\pi) \quad (17)$$

which completes the proof. \square

Lemma 3. Suppose that $\gamma_{k,k'}^{*(m)} \geq \rho_\gamma > 0$ and $|\mathbb{E}[\gamma_{k,k'}^{(m)}] - \gamma_{k,k'}^{*(m)}| \leq \varepsilon_\gamma$, for $k, k' = 1, \dots, K, m = 1, \dots, M$, and some $\varepsilon_\gamma > 0$. Then

$$\mathbb{E} \left[\ln \frac{\gamma_{k,k'}^{(m)}}{\gamma_{k,k'}^{*(m)}} \right] \geq f_\gamma(\varepsilon_\gamma) \quad k, k' = 1, \dots, K \quad m = 1, \dots, M \quad (18)$$

with $f_\gamma(\varepsilon_\gamma)$ being a decreasing function of ε_γ .

Proof. Using similar arguments as in Lemma 2, one arrives at

$$\mathbb{E} \left[\ln \frac{\gamma_{k,k'}^{(m)}}{\gamma_{k,k'}^{*(m)}} \right] \geq \ln \left(\frac{\rho_\gamma - \varepsilon_\gamma}{\rho_\gamma} - \frac{1}{2\rho_\gamma \bar{\beta}_0^{(m)}} \right) := f_\gamma(\varepsilon_\gamma). \quad (19)$$

□

A.2. Proof of Theorem 1

In order to prove Thm. 1, Lemma 4 establishes an error bound for the variational updates of labels $q(y_n)$, whereas Lemmata 5 and 6 establish error bounds for the updates of the parameters $\boldsymbol{\pi}$ and $\boldsymbol{\Gamma}$. For the next lemmata we define $D_\pi := \min_{n,k \neq y_n} \ln \frac{\pi_{y_n}^*}{\pi_k^*}$, and we assume that the event $\mathcal{E}_1 \cap \mathcal{E}_2 \cap \mathcal{E}_3 \cap \mathcal{E}_4$ from Lemma 1 holds.

Lemma 4. *Suppose that \mathcal{E}_1 holds [cf. Lemma 1] and that, $\gamma_{k,k'}^{*(m)} \geq \rho_\gamma > 0$, $|\mathbb{E}[\gamma_{k,k'}^{(m)}] - \gamma_{k,k'}^{*(m)}| \leq \varepsilon_\gamma$ for all k, k', m and some $\varepsilon_\gamma > 0$, and $\pi_k^* \geq \rho_\pi > 0$, $|\mathbb{E}[\pi_k] - \pi_k^*| \leq \varepsilon_\pi$ for all k and some $\varepsilon_\pi > 0$. Then under the variational update for $q(y_n)$ the following holds for $n = 1, \dots, N$*

$$\begin{aligned} \max_k |q(y_n = k) - \mathbb{1}(y_n = k)| &\leq K \exp(-U) \\ U &:= D_\pi + 2f_\pi(\varepsilon_\pi) + M(D_\gamma/2 + 2f_\gamma(\varepsilon_\gamma)) \end{aligned} \quad (20)$$

Proof. For a single datum n , let $k = y_n$ be the true label of datum n . Consider an index $\ell \neq k$ and define the following quantity

$$A_\ell := \mathbb{E} \left[\ln \frac{\pi_k}{\pi_\ell} \right] + \sum_{m=1}^M \sum_{k'=1}^K \delta_{n,k'}^{(m)} \mathbb{E} \left[\ln \frac{\gamma_{k,k'}^{(m)}}{\gamma_{\ell,k'}^{(m)}} \right] \quad (21)$$

$$= \ln \frac{\pi_k^*}{\pi_\ell^*} + \mathbb{E} \left[\ln \frac{\pi_k}{\pi_k^*} \right] - \mathbb{E} \left[\ln \frac{\pi_\ell}{\pi_\ell^*} \right] + \sum_{m=1}^M \sum_{k'=1}^K \delta_{n,k'}^{(m)} \ln \frac{\gamma_{k,k'}^{*(m)}}{\gamma_{\ell,k'}^{*(m)}} + \sum_{m=1}^M \sum_{k'=1}^K \delta_{n,k'}^{(m)} \left[\mathbb{E} \left[\ln \frac{\gamma_{k,k'}^{(m)}}{\gamma_{k,k'}^{*(m)}} \right] - \mathbb{E} \left[\ln \frac{\gamma_{\ell,k'}^{(m)}}{\gamma_{\ell,k'}^{*(m)}} \right] \right]. \quad (22)$$

From the results of lemmata 2, 1 (event \mathcal{E}_1) and 3 A_ℓ can be lower-bounded as

$$A_\ell \geq D_\pi + 2f_\pi(\varepsilon_\pi) + M(D_\gamma/2 + 2f_\gamma(\varepsilon_\gamma)). \quad (23)$$

Now note that the variational update for $q(y_n = \ell)$ is

$$q(y_n = \ell) = \frac{1}{Z_q} \exp \left(\mathbb{E}[\ln \pi_\ell] + \sum_m \sum_{k'} \delta_{n,k'}^{(m)} \mathbb{E}[\ln \gamma_{\ell,k'}^{(m)}] \right) \quad (24)$$

where Z_q is the appropriate normalization constant, therefore

$$A_\ell = \mathbb{E}[\ln \pi_k] + \sum_m \sum_{k'} \delta_{n,k'}^{(m)} \mathbb{E}[\ln \gamma_{k,k'}^{(m)}] - \mathbb{E}[\ln \pi_\ell] - \sum_m \sum_{k'} \delta_{n,k'}^{(m)} \mathbb{E}[\ln \gamma_{\ell,k'}^{(m)}] = u(k) - \ln q(y_n = \ell) - \ln Z_q, \quad (25)$$

where the last equality is due to (24) and by defining $u(k) := \mathbb{E}[\ln \pi_k] + \sum_m \sum_{k'} \delta_{n,k'}^{(m)} \mathbb{E}[\ln \gamma_{k,k'}^{(m)}]$. Rearranging (25) it is straightforward to show that

$$\ln q(y_n = \ell) = u(k) - \ln Z_q - A_\ell \Rightarrow q(y_n = \ell) = \frac{\exp(u(k))}{Z_q} \exp(-A_\ell) \leq \exp(-A_\ell), \quad (26)$$

where the last inequality is due to $\exp(u(k))/Z_q \leq 1$. Combining (26) with (23) yields

$$q(y_n = \ell) \leq \exp(-D_\pi - 2f_\pi(\varepsilon_\pi) - M(D_\gamma/2 + 2f_\gamma(\varepsilon_\gamma))). \quad (27)$$

Finally,

$$q(y_n = k) = 1 - \sum_{\ell \neq k} q(y_n = \ell) \geq 1 - K \exp(-D_\pi - 2f_\pi(\varepsilon_\pi) - M(D_\gamma/2 + 2f_\gamma(\varepsilon_\gamma))) \quad (28)$$

completes the proof. \square

Lemma 5. *Suppose that \mathcal{E}_4 holds [cf. Lemma 1] and for $n = 1, \dots, N$ $\max_k |q(y_n = k) - \mathbb{1}(y_n = k)| \leq \varepsilon_q$ holds, for some $\varepsilon_q > 0$, and also $\pi_k^* \geq \rho_\pi > 0$ for $k = 1, \dots, K$. Then*

$$|\mathbb{E}[\pi_k] - \pi_k^*| \leq \frac{N(\varepsilon_q + g_\pi(\nu)) + \alpha_{0,k} + \rho_\pi \bar{\alpha}_0}{N + \bar{\alpha}_0} \quad k = 1, \dots, K \quad (29)$$

where g_π is a decreasing function of ν .

Proof. Since $\boldsymbol{\pi} \sim \text{Dir}(\boldsymbol{\pi}; \boldsymbol{\alpha})$, the expected value of π_k is given by $\mathbb{E}[\pi_k] = \alpha_k / \bar{\alpha}$. Now consider

$$\begin{aligned} |\alpha_k - N\pi_k^*| &= |N_k + \alpha_{0,k} - N\pi_k^*| = \left| \sum_{n=1}^N q(y_n = k) - \sum_{n=1}^N \mathbb{1}(y_n = k) + \alpha_{0,k} + \sum_{n=1}^N \mathbb{1}(y_n = k) - N\pi_k^* \right| \\ &\leq \left| \sum_{n=1}^N (q(y_n = k) - \mathbb{1}(y_n = k)) \right| + \left| \sum_{n=1}^N \mathbb{1}(y_n = k) - N\pi_k^* \right| + \alpha_{0,k} \leq N\varepsilon_q + Nr_k + \alpha_{0,k} = N\varepsilon_q + Ng_\pi(\nu) + \alpha_{0,k} \end{aligned} \quad (30)$$

where the inequality is due to the assumption and Lemma 1, and the last equality is derived from expressing r_k as a function of ν in (5). Next, since $\bar{\alpha} = \sum_{k'} \alpha_{k'} = \sum_{k'} (N_{k'} + \alpha_{0,k'}) = N + \bar{\alpha}_0$ we have

$$\begin{aligned} |\mathbb{E}[\pi_k] - \pi_k^*| &= \left| \frac{\alpha_k}{\bar{\alpha}} - \pi_k^* \right| = \left| \frac{\alpha_k - \pi_k^* \bar{\alpha}}{\bar{\alpha}} \right| = \left| \frac{\alpha_k - N\pi_k^* - \pi_k^* \bar{\alpha}_0}{\bar{\alpha}} \right| \\ &\leq \left| \frac{\alpha_k - N\pi_k^* - \rho_\pi \bar{\alpha}_0}{\bar{\alpha}} \right| \leq \frac{|\alpha_k - N\pi_k^*| + |\rho_\pi \bar{\alpha}_0|}{N + \bar{\alpha}_0} \end{aligned} \quad (31)$$

Combining (30) with (31) completes the proof. \square

Lemma 6. Suppose that $\mathcal{E}_2 \cap \mathcal{E}_3$ holds [cf. Lemma 1] and for $n = 1, \dots, N$ $\max_k |q(y_n = k) - \mathbb{1}(y_n = k)| \leq \varepsilon_q$ holds, for some $\varepsilon_q > 0$. Then

$$|\mathbb{E}[\gamma_{k,k'}^{(m)}] - \gamma_{k,k'}^{*(m)}| \leq \frac{2Ng_\gamma(\nu) + 2N\varepsilon_q + \beta_{0,k,k'}^{(m)} + \bar{\beta}_{0,k}^{(m)}}{N\mu_m \pi_k^* - N \frac{g_\gamma(\nu)}{\gamma_{k,k'}^{*(m)}} - N\varepsilon_q + \bar{\beta}_k^{(m)}} \quad k, k' = 1, \dots, K \quad m = 1, \dots, M \quad (32)$$

where g_γ is a decreasing function of ν .

Proof. Since $q(\gamma_k^{(m)} \sim \text{Dir}(\gamma_k^{(m)}; \beta_k^{(m)}))$ for $k = 1, \dots, K$ and $m = 1, \dots, M$, the expected value of the k' -th entry of $\gamma_k^{(m)}$, $\gamma_{k,k'}^{(m)}$ is given by $\mathbb{E}[\gamma_{k,k'}^{(m)}] = \beta_{k,k'}^{(m)} / \bar{\beta}_k^{(m)}$. Consider

$$\begin{aligned} \left| \beta_{k,k'}^{(m)} - N\pi_k^* \gamma_{k,k'}^{*(m)} \mu_m \right| &= \left| \sum_{n=1}^N q(y_n = k) \delta_{n,k'}^{(m)} - \sum_{n=1}^N \mathbb{1}(y_n = k) \delta_{n,k'}^{(m)} + \beta_{0,k,k'}^{(m)} + \sum_{n=1}^N \mathbb{1}(y_n = k) \delta_{n,k'}^{(m)} - N\pi_k^* \gamma_{k,k'}^{*(m)} \mu_m \right| \\ &\leq \left| \sum_{n=1}^N \mathbb{1}(y_n = k) \delta_{n,k'}^{(m)} - N\pi_k^* \gamma_{k,k'}^{*(m)} \mu_m \right| + \left| \sum_{n=1}^N (q(y_n = k) - \mathbb{1}(y_n = k)) \delta_{n,k'}^{(m)} \right| + \beta_{0,k,k'}^{(m)} \\ &\leq N t_{k,k'}^{(m)} + N\varepsilon_q + \beta_{0,k,k'}^{(m)} = Ng_\gamma(\nu) + N\varepsilon_q + \beta_{0,k,k'}^{(m)} \end{aligned} \quad (33)$$

where the last inequality is due to Lemma 1 and the assumption, and the last equality arises by expressing $t_{k,k'}^{(m)}$ as a function of ν .

Similarly, due to Lemma 1 we have,

$$\begin{aligned}
& \left| \bar{\beta}_k^{(m)} - N\pi_k^* \mu_m \right| \\
&= \left| \sum_{n=1}^N q(y_n = k) \mathbb{1}(\tilde{y}_n^{(m)} \neq 0) - \sum_{n=1}^N \mathbb{1}(y_n = k) \mathbb{1}(\tilde{y}_n^{(m)} \neq 0) + \bar{\beta}_{0,k}^{(m)} + \sum_{n=1}^N \mathbb{1}(y_n = k) \mathbb{1}(\tilde{y}_n^{(m)} \neq 0) - N\pi_k^* \mu_m \right| \\
&\leq \left| \sum_{n=1}^N (q(y_n = k) - \mathbb{1}(y_n = k)) \mathbb{1}(\tilde{y}_n^{(m)} \neq 0) \right| + \left| \sum_{n=1}^N \mathbb{1}(y_n = k) \mathbb{1}(\tilde{y}_n^{(m)} \neq 0) - N\pi_k^* \mu_m \right| + \bar{\beta}_{0,k}^{(m)} \\
&\leq N\varepsilon_q + N \frac{g_\gamma(\nu)}{\gamma_{k,k'}^{*(m)}} + \bar{\beta}_{0,k}^{(m)}. \tag{34}
\end{aligned}$$

Then, combining (33) and (34) one can show

$$\begin{aligned}
& \left| \mathbb{E}[\gamma_{k,k'}^{(m)}] - \gamma_{k,k'}^{*(m)} \right| = \left| \frac{\beta_{k,k'}^{(m)} - N\pi_k^* \gamma_{k,k'}^{*(m)} \mu_m + N\pi_k^* \gamma_{k,k'}^{*(m)} \mu_m}{\bar{\beta}_k^{(m)} - N\pi_k^* \mu_m + N\pi_k^* \mu_m} - \gamma_{k,k'}^{*(m)} \right| \\
&= \left| \frac{\beta_{k,k'}^{(m)} - N\pi_k^* \gamma_{k,k'}^{*(m)} \mu_m - \gamma_{k,k'}^{*(m)} (\bar{\beta}_k^{(m)} - N\pi_k^* \mu_m)}{\bar{\beta}_k^{(m)} - N\pi_k^* \mu_m + N\pi_k^* \mu_m} \right| \leq \frac{2N g_\gamma(\nu) + 2N\varepsilon_q + \beta_{0,k,k'}^{(m)} + \bar{\beta}_{0,k}^{(m)}}{N\mu_m \pi_k^* - N \frac{g_\gamma(\nu)}{\gamma_{k,k'}^{*(m)}} - N\varepsilon_q + \bar{\beta}_k^{(m)}} \tag{35}
\end{aligned}$$

□

Assuming that event $\mathcal{E}_1 \cap \mathcal{E}_2 \cap \mathcal{E}_3 \cap \mathcal{E}_4$, defined in Lemma 1 holds, combining lemmata 4, 5 and, 6, for every iteration and defining $D := D_\pi + MD_\gamma/2$ yields the statement of the theorem.

A.3. Proof of Theorem 2

Since labels are available for a subset of the data, we have $q(y_n = k) = \mathbb{1}(y_n = k)$ for $k = 1, \dots, K$ and $n \in \mathcal{C}$. Let \mathcal{C}^c denote the complement of \mathcal{C} . The proof of Theorem 2 follows that of Theorem 1 with the following lemmata taking the place of lemma 5 and lemma 6 respectively.

Lemma 7. *Suppose that for $n \in \mathcal{C}^c$ $\max_k |q(y_n = k) - \mathbb{1}(y_n = k)| \leq \varepsilon_q$ holds, for some $\varepsilon_q > 0$, and also $\pi_k^* \geq \rho_\pi > 0$ for $k = 1, \dots, K$. Then*

$$\left| \mathbb{E}[\pi_k] - \pi_k^* \right| \leq \frac{(N - N_C)\varepsilon_q + N g_\pi(\nu) + \alpha_{0,k} + \rho_\pi \bar{\alpha}_0}{N + \bar{\alpha}_0} \quad k = 1, \dots, K \tag{36}$$

Proof. Repeating the procedure of Lemma 5 we have

$$\begin{aligned} |\alpha_k - N\pi_k^*| &= \left| \sum_{n=1}^N q(y_n = k) - \sum_{n=1}^N \mathbb{1}(y_n = k) + \alpha_{0,k} + \sum_{n=1}^N \mathbb{1}(y_n = k) - N\pi_k^* \right| \\ &\leq \left| \sum_{n=1}^N (q(y_n = k) - \mathbb{1}(y_n = k)) \right| + \left| \sum_{n=1}^N \mathbb{1}(y_n = k) - N\pi_k^* \right| + \alpha_{0,k} \leq (N - N_C)\varepsilon_q + Ng_\pi(\nu) + \alpha_{0,k} \end{aligned} \quad (37)$$

where the last inequality is due to the assumption, since $N - N_C$ is the number of data without label constraints, and Lemma 1. Combining (37) with (31) completes the proof. \square

Lemma 8. *Suppose that for $n \in \mathcal{C}^c$, $\max_k |q(y_n = k) - \mathbb{1}(y_n = k)| \leq \varepsilon_q$ holds, for some $\varepsilon_q > 0$. Then*

$$\left| \mathbb{E}[\gamma_{k,k'}^{(m)}] - \gamma_{k,k'}^{*(m)} \right| \leq \frac{2Ng_\gamma(\nu) + 2(N - N_C)\varepsilon_q + \beta_{0,k,k'}^{(m)} + \bar{\beta}_{0,k}^{(m)}}{N\mu_m\pi_k^* - N\frac{g_\gamma(\nu)}{\gamma_{k,k'}^{*(m)}} - (N - N_C)\varepsilon_q + \bar{\beta}_k^{(m)}} \quad k, k' = 1, \dots, K \quad m = 1, \dots, M \quad (38)$$

with g_γ denoting a decreasing function of ν .

Proof. Repeating the steps of lemma 6 one shows

$$\begin{aligned} \left| \beta_{k,k'}^{(m)} - N\pi_k^* \gamma_{k,k'}^{*(m)} \mu_m \right| &\leq \left| \sum_{n=1}^N \mathbb{1}(y_n = k) \delta_{n,k'}^{(m)} - N\pi_k^* \gamma_{k,k'}^{*(m)} \mu_m \right| + \left| \sum_{n=1}^N (q(y_n = k) - \mathbb{1}(y_n = k)) \delta_{n,k'}^{(m)} \right| + \beta_{0,k,k'}^{(m)} \\ &\leq Nt_{k,k'}^{(m)} + (N - N_C)\varepsilon_q + \beta_{0,k,k'}^{(m)} = Ng_\gamma(\nu) + (N - N_C)\varepsilon_q + \beta_{0,k,k'}^{(m)} \end{aligned} \quad (39)$$

where the last inequality is due to Lemma 1 and the assumption. Invoking lemma 1 again we have

$$\begin{aligned} \left| \bar{\beta}_k^{(m)} - N\pi_k^* \mu_m \right| &\leq \left| \sum_{n=1}^N (q(y_n = k) - \mathbb{1}(y_n = k)) \mathbb{1}(\hat{y}_n^{(m)} \neq 0) \right| + \left| \sum_{n=1}^N \mathbb{1}(y_n = k) \mathbb{1}(\hat{y}_n^{(m)} \neq 0) - N\pi_k^* \mu_m \right| + \bar{\beta}_{0,k}^{(m)} \\ &\leq (N - N_C)\varepsilon_q + N\frac{g_\gamma(\nu)}{\gamma_{k,k'}^{*(m)}} + \bar{\beta}_{0,k}^{(m)}. \end{aligned} \quad (40)$$

Combining (39) and (40) yields

$$\left| \mathbb{E}[\gamma_{k,k'}^{(m)}] - \gamma_{k,k'}^{*(m)} \right| \leq \frac{2Ng_\gamma(\nu) + 2(N - N_C)\varepsilon_q + \beta_{0,k,k'}^{(m)} + \bar{\beta}_{0,k}^{(m)}}{N\mu_m\pi_k^* - N\frac{g_\gamma(\nu)}{\gamma_{k,k'}^{*(m)}} - (N - N_C)\varepsilon_q + \bar{\beta}_k^{(m)}} \quad (41)$$

completing the proof. \square

Assuming that event $\mathcal{E}_1 \cap \mathcal{E}_2 \cap \mathcal{E}_3 \cap \mathcal{E}_4$, defined in Lemma 1 holds, combining lemmata 4, 7 and, 8, for every iteration and defining $D := D_\pi + MD_\gamma/2$ yields the statement of the theorem.

A.4. Proof of Theorem 3

In the case of crowdsourcing with pairwise constraints, Alg. 2 differs from Alg. 1 in the update of the variational distribution for the unknown labels $q(\mathbf{y})$. At iteration t the update for $q(\mathbf{y})$ uses $q_{t-1}(\mathbf{y})$. Here, the proof of Theorem 3 follows the proof of Theorem 1 and Lemma 9 takes the place of lemma 4. Here, $\tilde{\mathcal{C}}$ is the set containing indices of data involved in at least one constraint.

Lemma 9. *Suppose that \mathcal{E}_1 holds [cf. Lemma 1] and that, $\gamma_{k,k'}^{*(m)} \geq \rho_\gamma > 0$, $|\mathbb{E}[\gamma_{k,k'}^{(m)}] - \gamma_{k,k'}^{*(m)}| \leq \varepsilon_\gamma$ for all k, k', m , and some $\varepsilon_\gamma > 0$, and $\pi_k^* \geq \rho_\pi > 0$, $|\mathbb{E}[\pi_k] - \pi_k^*| \leq \varepsilon_\pi$ for all k , and some $\varepsilon_\pi > 0$. Also suppose that from the previous iteration of Alg. 2 $\max_k |q(y_n = k) - \mathbb{1}(y_n = k)| \leq \varepsilon_q$ holds for some $\varepsilon_q > 0$. Then under the variational update for $q(y_n)$ the following holds for $n \in \tilde{\mathcal{C}}$*

$$\begin{aligned} \max_k |q(y_n = k) - \mathbb{1}(y_n = k)| &\leq K \exp(-U - \eta W) \\ U &:= D_\pi + 2f_\pi(\varepsilon_\pi) + M(D_\gamma/2 + 2f_\gamma(\varepsilon_\gamma)) \\ W_n &:= (N_{\text{ML},n}(1 - 2\varepsilon_q) - 2N_{\text{CL},n\varepsilon_q} + N_{\text{CL},n,\min}) \end{aligned} \quad (42)$$

and for $n \in \tilde{\mathcal{C}}^c$

$$\max_k |q(y_n = k) - \mathbb{1}(y_n = k)| \leq K \exp(-U). \quad (43)$$

Proof. For data that are not involved in constraints the results of Lemma 4 hold. Let $k = y_n$ be the true label of datum $n \in \tilde{\mathcal{C}}$. For $\ell \neq k$ and with A_ℓ defined as in lemma 4 consider the quantity

$$\begin{aligned} \tilde{A}_\ell &:= A_\ell + \eta \sum_{(n,n') \in \mathcal{C}} w_{n,n'} q(y_{n'} = k) - \eta \sum_{(n,n') \in \mathcal{C}} w_{n,n'} q(y_{n'} = \ell) \\ &= A_\ell + \eta \sum_{(n,n') \in \mathcal{C}_{\text{ML}}} \mathbb{1}(y_{n'} = k) + \eta \sum_{(n,n') \in \mathcal{C}_{\text{ML}}} (q(y_{n'} = k) - \mathbb{1}(y_{n'} = k)) \\ &\quad - \eta \sum_{(n,n') \in \mathcal{C}_{\text{CL}}} \mathbb{1}(y_{n'} = k) - \eta \sum_{(n,n') \in \mathcal{C}_{\text{CL}}} (q(y_{n'} = k) - \mathbb{1}(y_{n'} = k)) \\ &\quad - \eta \sum_{(n,n') \in \mathcal{C}_{\text{ML}}} \mathbb{1}(y_{n'} = \ell) - \eta \sum_{(n,n') \in \mathcal{C}_{\text{ML}}} (\mathbb{1}(y_{n'} = \ell) - q(y_{n'} = \ell)) \\ &\quad + \eta \sum_{(n,n') \in \mathcal{C}_{\text{CL}}} \mathbb{1}(y_{n'} = \ell) + \eta \sum_{(n,n') \in \mathcal{C}_{\text{CL}}} (q(y_{n'} = \ell) - \mathbb{1}(y_{n'} = \ell)). \end{aligned} \quad (44)$$

Now, note that $\sum_{(n,n') \in \mathcal{C}_{\text{ML}}} \mathbb{1}(y_{n'} = k) = N_{\text{ML},n}$ is the number of must-link constraints for datum n , $\sum_{(n,n') \in \mathcal{C}_{\text{ML}}} \mathbb{1}(y_{n'} = \ell) = 0$, $\sum_{(n,n') \in \mathcal{C}_{\text{CL}}} \mathbb{1}(y_{n'} = k) = 0$, and $\sum_{(n,n') \in \mathcal{C}_{\text{CL}}} \mathbb{1}(y_{n'} = \ell) = N_{\text{CL},n,\ell}$, where $N_{\text{CL},n,k}$ denotes the number of cannot-link constraints of n that belong to class k . In addition, from the assumption of the lemma, it holds that whereas $q(y_{n'} = \ell) \leq \varepsilon_q$, and $q(y_{n'} = k) \leq 1$. Then \tilde{A}_ℓ can be lower-bounded as

$$\begin{aligned} \tilde{A}_\ell &\geq A_\ell + \eta N_{\text{ML},n}(1 - \varepsilon_q) - \eta N_{\text{CL},n}\varepsilon_q - \eta N_{\text{ML},n}\varepsilon_q + \eta N_{\text{CL},n,\ell} - \eta N_{\text{CL},n}\varepsilon_q \\ &= A_\ell + \eta (N_{\text{ML},n}(1 - 2\varepsilon_q) - 2N_{\text{CL},n}\varepsilon_q + N_{\text{CL},n,\ell}). \end{aligned} \quad (45)$$

Repeating the steps of lemma 4 yields

$$q(y_n = \ell) \leq \exp(-A_\ell - \eta (N_{\text{ML},n}(1 - 2\varepsilon_q) - 2N_{\text{CL},n}\varepsilon_q + N_{\text{CL},n,\ell})) \quad (46)$$

and

$$q(y_n = k) \geq 1 - K \exp(-D_\pi - 2f_\pi(\varepsilon_\pi) - M(D_\gamma(\nu) + 2f_\gamma(\varepsilon_\gamma)) - \eta (N_{\text{ML},n}(1 - 2\varepsilon_q) - N_{\text{CL},n}(1 + \varepsilon_q) + N_{\text{CL},n,\min})) \quad (47)$$

with $N_{\text{CL},n,\min} = \min_\ell N_{\text{CL},n,\ell}$. \square

Next, since the error bounds are different for data involved in constraints Lemmata 10 and 11 take this into account to derive error bounds for the updates of the parameters of interest. Letting $|\tilde{\mathcal{C}}| = \tilde{N}_{\tilde{\mathcal{C}}}$ denote the number of data having at least one constraint, and $\bar{N}_{\tilde{\mathcal{C}}} = N - \tilde{N}_{\tilde{\mathcal{C}}}$, the updates for π and Γ yield

Lemma 10. *Suppose that for $n \in \mathcal{C}^c$ $\max_k |q(y_n = k) - \mathbb{1}(y_n = k)| \leq \varepsilon_q$ holds, for some $\varepsilon_q > 0$, for $n \in \mathcal{C}$ $\max_k |q(y_n = k) - \mathbb{1}(y_n = k)| \leq \tilde{\varepsilon}_q$ holds, for some $\tilde{\varepsilon}_q > 0$ and also $\pi_k^* \geq \rho_\pi > 0$ for $k = 1, \dots, K$. Then*

$$|\mathbb{E}[\pi_k] - \pi_k^*| \leq \frac{\tilde{N}_{\tilde{\mathcal{C}}}\tilde{\varepsilon}_q + \bar{N}_{\tilde{\mathcal{C}}}\varepsilon_q + N g_\pi(\nu) + \alpha_{0,k} + \rho_\pi \bar{\alpha}_0}{N + \bar{\alpha}_0} \quad k = 1, \dots, K \quad (48)$$

Proof. Repeating the procedure of Lemma 5 we have

$$\begin{aligned} |\alpha_k - N\pi_k^*| &= \left| \sum_{n=1}^N q(y_n = k) - \sum_{n=1}^N \mathbb{1}(y_n = k) + \alpha_{0,k} + \sum_{n=1}^N \mathbb{1}(y_n = k) - N\pi_k^* \right| \\ &\leq \left| \sum_{n \in \tilde{\mathcal{C}}} (q(y_n = k) - \mathbb{1}(y_n = k)) \right| + \left| \sum_{n \in \tilde{\mathcal{C}}^c} (q(y_n = k) - \mathbb{1}(y_n = k)) \right| + \left| \sum_{n=1}^N \mathbb{1}(y_n = k) - N\pi_k^* \right| + \alpha_{0,k} \\ &\leq \tilde{N}_{\tilde{\mathcal{C}}}\tilde{\varepsilon}_q + \bar{N}_{\tilde{\mathcal{C}}}\varepsilon_q + g_\pi(\nu) + \alpha_{0,k} \end{aligned} \quad (49)$$

Combining (49) with (31) completes the proof. \square

Lemma 11. *Suppose that for $n \in \mathcal{C}^c$, $\max_k |q(y_n = k) - \mathbb{1}(y_n = k)| \leq \varepsilon_q$ holds, for some $\varepsilon_q > 0$, and for $n \in \tilde{\mathcal{C}}$ $\max_k |q(y_n = k) - \mathbb{1}(y_n = k)| \leq \tilde{\varepsilon}_q$ holds, for some $\tilde{\varepsilon}_q > 0$. Then*

$$|\mathbb{E}[\gamma_{k,k'}^{(m)}] - \gamma_{k,k'}^{*(m)}| \leq \frac{2Ng_\gamma(\nu) + 2\tilde{N}_C\tilde{\varepsilon}_q + 2\bar{N}_C\varepsilon_q + \beta_{0,k,k'}^{(m)} + \bar{\beta}_{0,k}^{(m)}}{N\mu_m\pi_k^* - N\frac{g_\gamma(\nu)}{\gamma_{k,k'}^{*(m)}} - \tilde{N}_C\tilde{\varepsilon}_q - \bar{N}_C\varepsilon_q + \bar{\beta}_k^{(m)}} \quad k, k' = 1, \dots, K \quad m = 1, \dots, M \quad (50)$$

where g_γ is a decreasing function of ν .

Proof. Repeating the steps of lemma 6 one shows

$$\begin{aligned} \left| \beta_{k,k'}^{(m)} - N\pi_k^*\gamma_{k,k'}^{*(m)}\mu_m \right| &\leq \left| \sum_{n=1}^N \mathbb{1}(y_n = k)\delta_{n,k'}^{(m)} - N\pi_k^*\gamma_{k,k'}^{*(m)}\mu_m \right| + \left| \sum_{n=1}^N (q(y_n = k) - \mathbb{1}(y_n = k))\delta_{n,k'}^{(m)} \right| + \beta_{0,k,k'}^{(m)} \\ &\leq Ng_\gamma(\nu) + \tilde{N}_C\tilde{\varepsilon}_q + \bar{N}_C\varepsilon_q + \beta_{0,k,k'}^{(m)} \end{aligned} \quad (51)$$

where the last inequality is due to Lemma 1 and the assumption. Invoking lemma 1 again we have

$$\begin{aligned} \left| \bar{\beta}_k^{(m)} - N\pi_k^*\mu_m \right| &\leq \left| \sum_{n=1}^N (q(y_n = k) - \mathbb{1}(y_n = k))\mathbb{1}(\tilde{y}_n^{(m)} \neq 0) \right| + \left| \sum_{n=1}^N \mathbb{1}(y_n = k)\mathbb{1}(\tilde{y}_n^{(m)} \neq 0) - N\pi_k^*\mu_m \right| + \bar{\beta}_{0,k}^{(m)} \\ &\leq \tilde{N}_C\tilde{\varepsilon}_q + \bar{N}_C\varepsilon_q + N\frac{g_\gamma(\nu)}{\gamma_{k,k'}^{*(m)}} + \bar{\beta}_{0,k}^{(m)}. \end{aligned} \quad (52)$$

Combining (51) and (52) yields

$$\left| \mathbb{E}[\gamma_{k,k'}^{(m)}] - \gamma_{k,k'}^{*(m)} \right| \leq \frac{2Ng_\gamma(\nu) + 2\tilde{N}_C\tilde{\varepsilon}_q + 2\bar{N}_C\varepsilon_q + \beta_{0,k,k'}^{(m)} + \bar{\beta}_{0,k}^{(m)}}{N\mu_m\pi_k^* - N\frac{g_\gamma(\nu)}{\gamma_{k,k'}^{*(m)}} - \tilde{N}_C\tilde{\varepsilon}_q - \bar{N}_C\varepsilon_q + \bar{\beta}_k^{(m)}} \quad (53)$$

completing the proof. \square

Assuming that event $\mathcal{E}_1 \cap \mathcal{E}_2 \cap \mathcal{E}_3 \cap \mathcal{E}_4$, defined in Lemma 1 holds, combining lemmata 9, 10 and, 11, for every iteration and defining $D := D_\pi + MD_\gamma/2$ yields the statement of the theorem.

Dataset	Bluebird	Dog	Web	Music Genre	ZenCrowd India	ZenCrowd US	RTE	Sentence Polarity	TREC	Product
N	108	807	2,665	700	2,040	2,040	800	5,000	19,033	8,315
M	39	109	177	44	25	74	164	203	762	176
K	2	5	5	10	2	2	2	2	2	2
δ	108	74.03	87.94	66.93	418.2	105.16	48.78	136.68	116	141.73

Table 1: Datasets and their properties

Appendix B. Additional numerical tests

This appendix includes additional numerical tests for the proposed semi-supervised algorithms, that corroborate the results presented in the main paper. The datasets used are the Bluebird [4], Dog [5], Web [6], ZenCrowd India and US [7], Music Genre and Sentence polarity [8], RTE [9], TREC [10] and Product [11] datasets. Dataset properties are listed in Tab. 1.

For the Bluebird dataset, annotators from Amazon’s Mechanical Turk [12] were tasked with classifying $N = 108$ images of birds into $K = 2$ classes: “Indigo Bunting” or “Blue Grosbeak”. The Dog dataset consists of 807 images of dogs which are classified into 5 breeds by 109 annotators. For the Web dataset, annotators 177 were tasked with classifying 2,665 website results into 5 classes denoting relevance to a corresponding search query. For the ZenCrowd India and US datasets, annotators were asked to classify whether an identifier was relevant or irrelevant to a particular entity. The total number of identifier entity pairs was 2,040. The Music genre dataset contains 700 song samples (each of duration 30secs), belonging into 10 music categories, annotated by 44 annotators. The sentence polarity dataset contains 5,000 sentences from movie reviews, classified into 2 categories (positive or negative), annotated by 203 annotators. For the RTE dataset 164 annotators from Amazon’s Mechanical Turk were provided with 800 pairs of sentences and asked to classify for each pair whether the second sentence can be inferred from the first. The TREC dataset consists of 19,033 documents whose relevance or not to a query is assessed by 762 annotators. The Product dataset contains 8,315 pairs of descriptions of products. In this dataset 176 annotators are tasked with classifying whether the pairs of descriptions correspond to the same product or not.

B.1. Same number of randomly sampled constraints

For the first set of numerical tests, $VB - LC$ and $VB - ILC$ are provided with the same amount of constraints, that is N_C label constraints for $VB - LC$ and N_C instance-level constraints for $VB - ILC$. In this scenario, $VB - LC$ is expected to outperform $VB - ILC$, since instance-level constraints provide “weaker” information than label constraints. Figs. 1-10 show the results w.r.t. Micro and Macro-averaged F-scores for the datasets considered, as the number of constraints increases. As expected in most datasets $VB - LC$ outperforms $VB - ILC$, however both perform better than their unsupervised counterparts, that do not take into account label or instance level information. For the ZenCrowd US and Web datasets, in Figs. 5 and 6 respectively, $VB - LC$ and $VB - ILC$ require more constraints to outperform majority voting and the EM algorithm of Dawid and Skene [13] respectively. This is probably due to the

worse performance of VB compared to *MV* and *DS* in these two datasets, when provided with the priors mentioned in the main paper. Interestingly, in the RTE and Product datasets (Fig. 10) *VB - ILC* outperforms *VB - LC*.

B.2. Constraints selected via uncertainty sampling

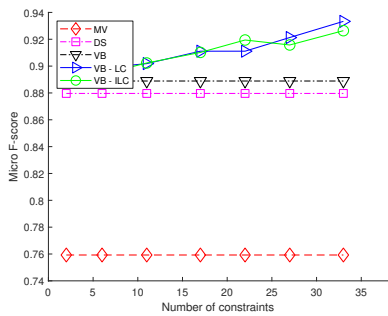
For this set of numerical tests, random selection of constraints is compared to the uncertainty sampling methods introduced in Sec. 4.2. of the original text for *VB - LC* and 4.2. for *VB - ILC*. Figs. 11-20 show the results w.r.t. Micro and Macro-averaged F-scored for the datasets considered, as the number of constraints increases. In all datasets, uncertainty sampling enhances the performance of *VB - LC* significantly. In the case of *VB - ILC* uncertainty sampling provides a more modest performance improvement in all datasets, with the exception of the Dog and TREC datasets where the performance improvement was more significant.

B.3. Label derived constraints

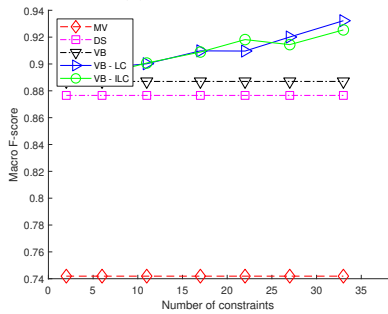
The final set of numerical tests involves a similar setup to the previous subsection. Here, N_C label constraints are randomly selected from each dataset and provided to *VB - LC*. From these label constraints, instance level constraints are derived, and then provided to *VB - ILC*. The number of instance level constraints generated using this method will be much greater than N_C . Figs. 21-30 show the results under this setup as N_C increases. For all datasets the performance of *VB - LC* and *VB - ILC* is nearly identical, indicating that *VB - ILC* yields high quality results when provided with an adequate number of constraints.

References

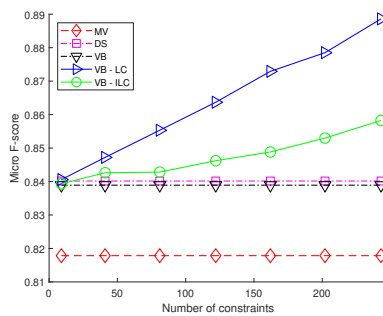
- [1] Y. Zhang, X. Chen, D. Zhou, and M. I. Jordan, “Spectral methods meet EM: A provably optimal algorithm for crowdsourcing,” in *Advances in Neural Information Processing Systems*, 2014, pp. 1260–1268.
- [2] T. M. Cover and J. A. Thomas, *Elements of Information Theory*. John Wiley & Sons, 2012.
- [3] S. Boucheron, G. Lugosi, and P. Massart, *Concentration inequalities: A nonasymptotic theory of independence*. Oxford university press, 2013.
- [4] P. Welinder, S. Branson, P. Perona, and S. J. Belongie, “The multidimensional wisdom of crowds,” in *Advances in Neural Information Processing Systems 23*, J. D. Lafferty, C. K. I. Williams, J. Shawe-Taylor, R. S. Zemel, and A. Culotta, Eds. Curran Associates, Inc., 2010, pp. 2424–2432. [Online]. Available: <http://papers.nips.cc/paper/4074-the-multidimensional-wisdom-of-crowds.pdf>
- [5] J. Deng, W. Dong, R. Socher, L. Li, Kai Li, and Li Fei-Fei, “Imagenet: A large-scale hierarchical image database,” in *Proc. of IEEE Conf. on Computer Vision and Pattern Recognition*, 2009, pp. 248–255.



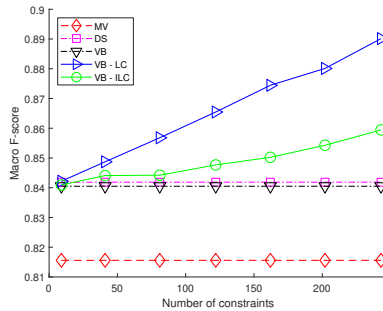
(a) Micro F-score



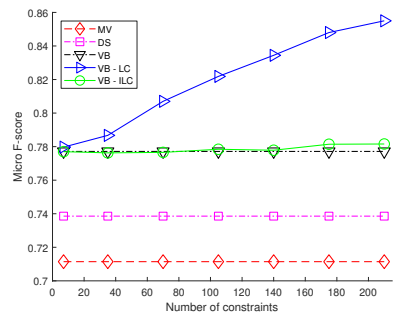
(b) Macro F-score



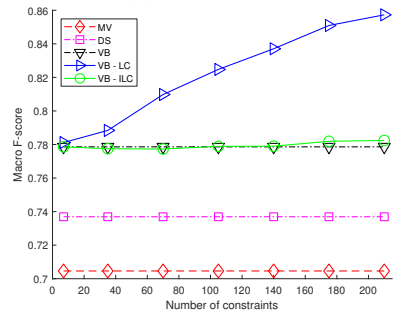
(a) Micro F-score



(b) Macro F-score



(a) Micro F-score

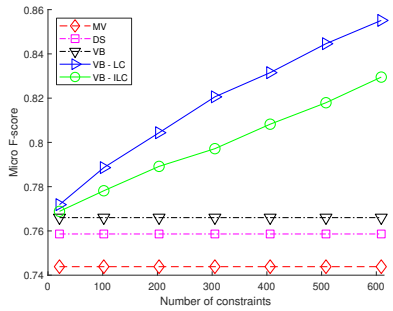


(b) Macro F-score

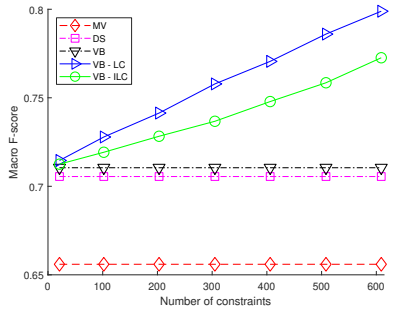
Figure 1: Results for the Bluebird [4] dataset, with randomly sampled constraints.

Figure 2: Results for the Dog [5] dataset, with randomly sampled constraints.

Figure 3: Results for the Music Genre [8] dataset, with randomly sampled constraints.

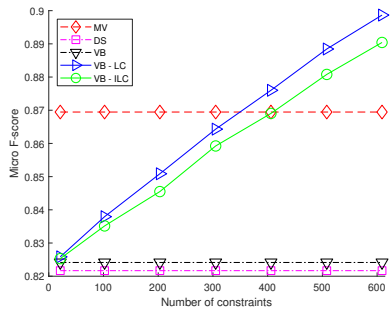


(a) Micro F-score

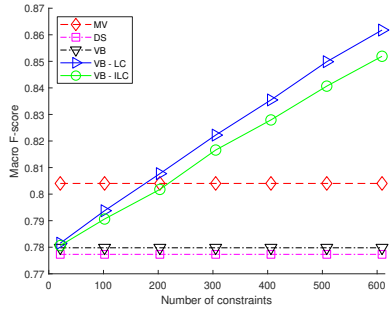


(b) Macro F-score

Figure 4: Results for the ZenCrowd India [7] dataset, with randomly sampled constraints.

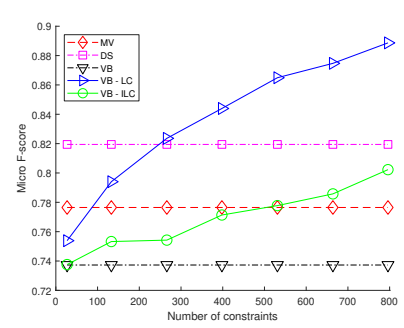


(a) Micro F-score

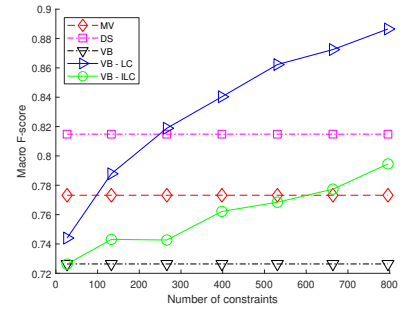


(b) Macro F-score

Figure 5: Results for the ZenCrowd US [7] dataset, with randomly sampled constraints.

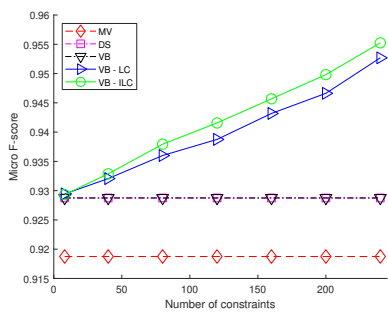


(a) Micro F-score

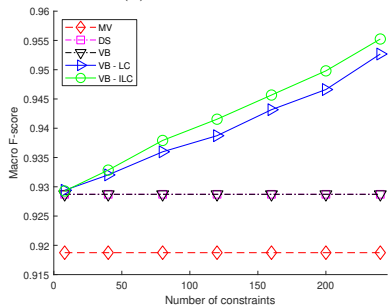


(b) Macro F-score

Figure 6: Results for the Web [6] dataset, with randomly sampled constraints.

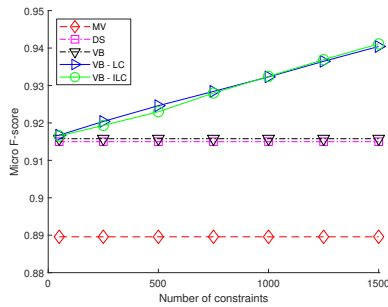


(a) Micro F-score

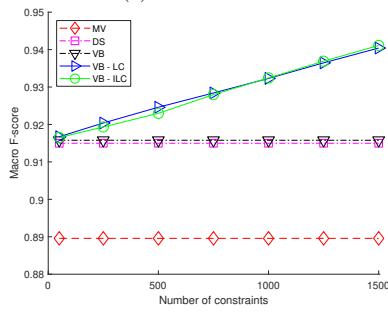


(b) Macro F-score

Figure 7: Results for the RTE [9] dataset, with randomly sampled constraints.

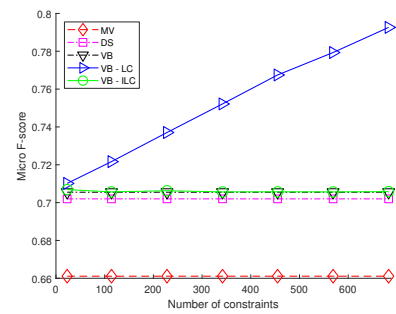


(a) Micro F-score

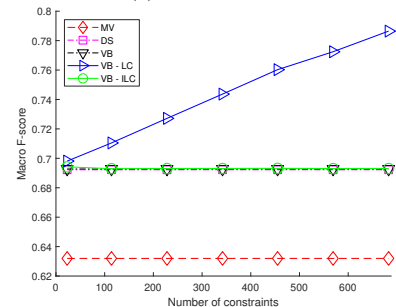


(b) Macro F-score

Figure 8: Results for the Sentence Polarity [8] dataset, with randomly sampled constraints.



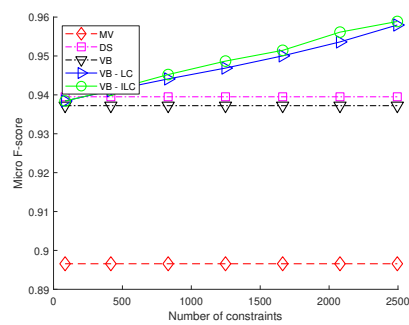
(a) Micro F-score



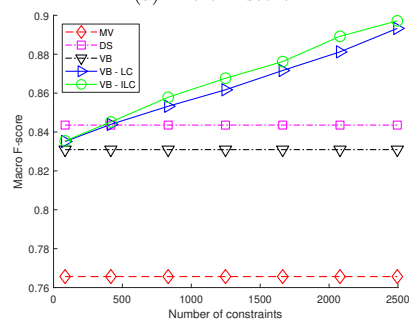
(b) Macro F-score

Figure 9: Results for the TREC [10] dataset, with randomly sampled constraints.

- [6] D. Zhou, S. Basu, Y. Mao, and J. C. Platt, “Learning from the wisdom of crowds by minimax entropy,” in *Advances in Neural Information Processing Systems 25*, F. Pereira, C. J. C. Burges, L. Bottou, and K. Q. Weinberger, Eds. Curran Associates, Inc., 2012, pp. 2195–2203. [Online]. Available: <http://papers.nips.cc/paper/4490-learning-from-the-wisdom-of-crowds-by-minimax-entropy.pdf>
- [7] G. Demartini, D. E. Difallah, and P. Cudré-Mauroux, “Zencrowd: Leveraging probabilistic reasoning and crowdsourcing techniques for large-scale entity linking,” in *Proceedings of the 21st International Conference on World Wide Web*, ser. WWW ’12. New York, NY, USA: Association for Computing Machinery, 2012, p. 469–478. [Online]. Available: <https://doi.org/10.1145/2187836.2187900>
- [8] F. Rodrigues, F. Pereira, and B. Ribeiro, “Gaussian process classification and active learning with multiple annotators,” in *Proceedings of the 31st International Conference on Machine Learning*, ser. Proceedings of Machine Learning Research, E. P. Xing and T. Jebara, Eds., vol. 32. Beijing, China: PMLR, 22–24 Jun 2014, pp. 433–441. [Online]. Available: <http://proceedings.mlr.press/v32/rodrigues14.html>
- [9] R. Snow, B. O’Connor, D. Jurafsky, and A. Y. Ng, “Cheap and fast—but is it good? evaluating non-expert annotations for natural language tasks,” in *Proceedings of the Conference on Empirical Methods in Natural Language Processing*, ser. EMNLP ’08. USA: Association for Computational Linguistics, 2008, p. 254–263.
- [10] M. Lease and G. Kazai, “Overview of the TREC 2011 Crowdsourcing Track (Conference Notebook),” in *20th Text Retrieval Conference (TREC)*, 2011.
- [11] J. Wang, T. Kraska, M. J. Franklin, and J. Feng, “Crowder: Crowdsourcing entity resolution,” *Proc. VLDB Endow.*, vol. 5, no. 11, p. 1483–1494, Jul. 2012. [Online]. Available: <https://doi.org/10.14778/2350229.2350263>
- [12] A. Kittur, E. H. Chi, and B. Suh, “Crowdsourcing user studies with mechanical turk,” in *Proc. of SIGCHI Conf. on Human Factors in Computing Systems*. Florence, Italy: ACM, 2008, pp. 453–456.
- [13] A. P. Dawid and A. M. Skene, “Maximum likelihood estimation of observer error-rates using the EM algorithm,” *Applied Statistics*, pp. 20–28, 1979.

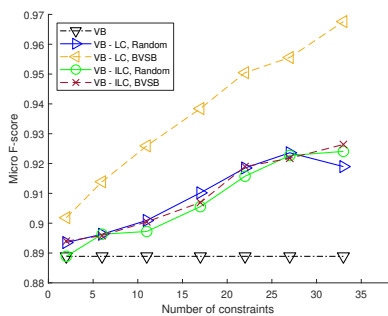


(a) Micro F-score

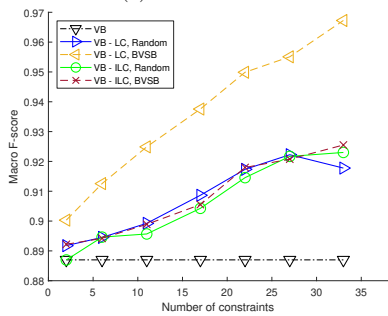


(b) Macro F-score

Figure 10: Results for the Product [11] dataset, with randomly sampled constraints.

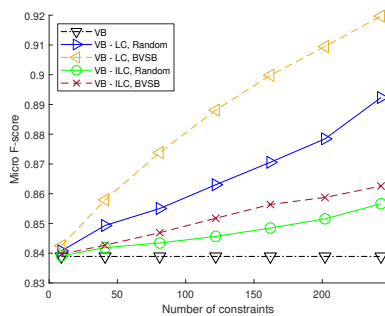


(a) Micro F-score

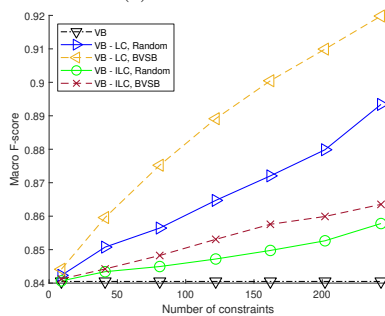


(b) Macro F-score

Figure 11: Results for the Bluebird [4] dataset, with constraints selected via uncertainty sampling.

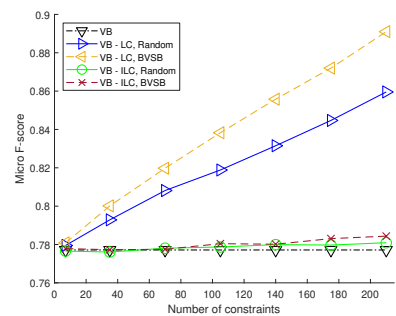


(a) Micro F-score

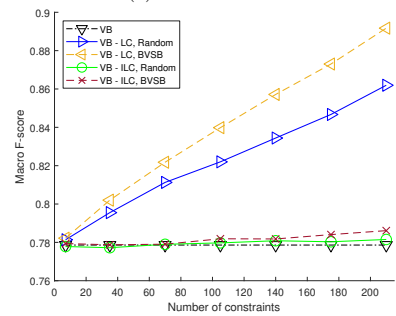


(b) Macro F-score

Figure 12: Results for the Dog [5] dataset, with constraints selected via uncertainty sampling.

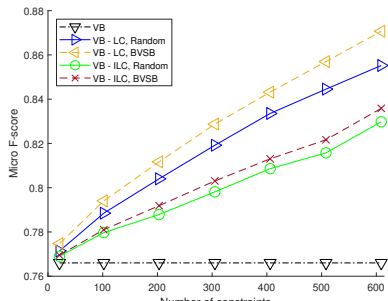


(a) Micro F-score

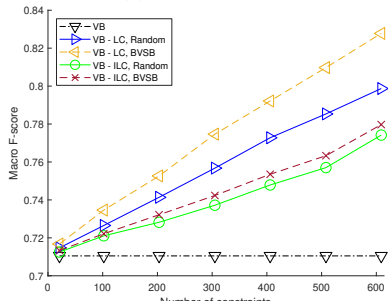


(b) Macro F-score

Figure 13: Results for the Music Genre [8] dataset, with constraints selected via uncertainty sampling.

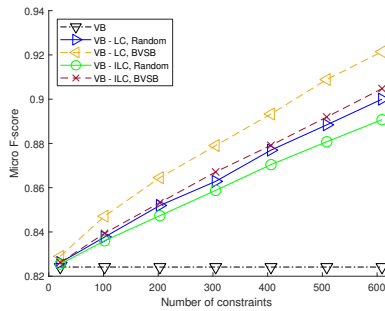


(a) Micro F-score

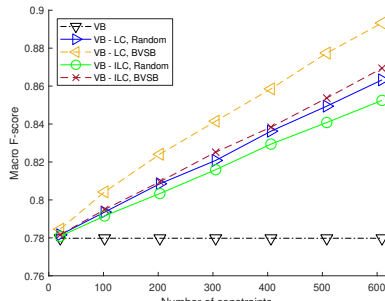


(b) Macro F-score

Figure 14: Results for the ZenCrowd India [7] dataset, with constraints selected via uncertainty sampling.

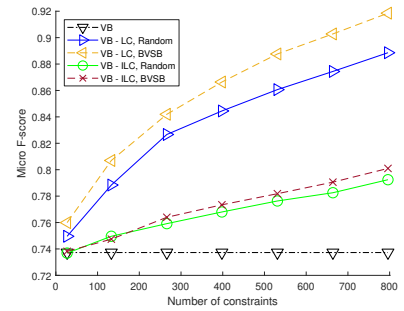


(a) Micro F-score

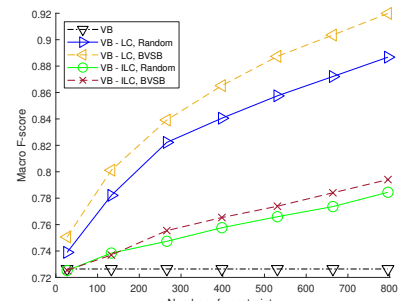


(b) Macro F-score

Figure 15: Results for the ZenCrowd US [7] dataset, with constraints selected via uncertainty sampling.

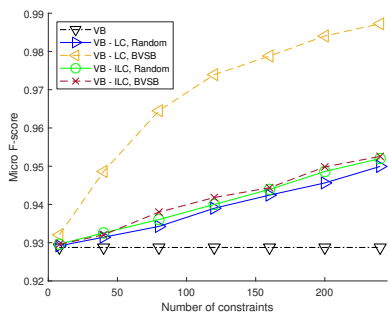


(a) Micro F-score

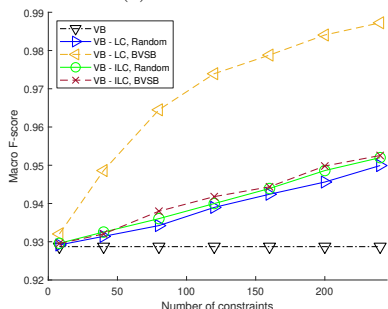


(b) Macro F-score

Figure 16: Results for the Web [6] dataset, with constraints selected via uncertainty sampling.

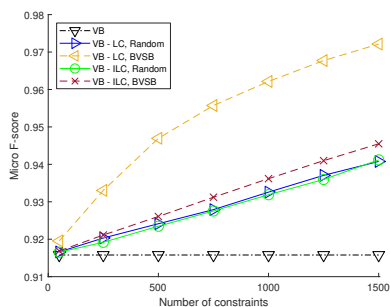


(a) Micro F-score

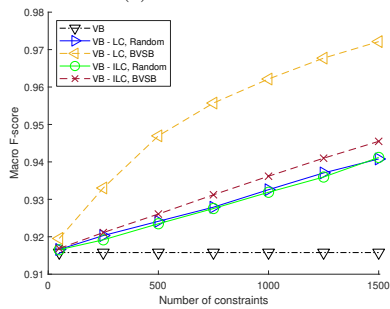


(b) Macro F-score

Figure 17: Results for the RTE [9] dataset, with constraints selected via uncertainty sampling.

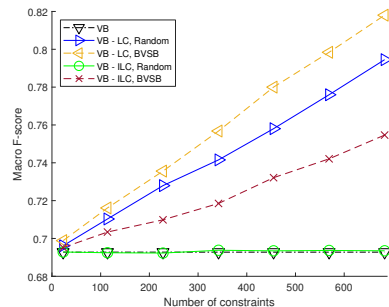


(a) Micro F-score

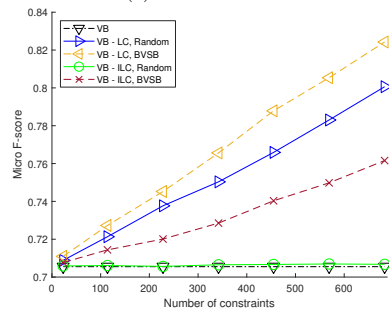


(b) Macro F-score

Figure 18: Results for the Sentence Polarity [8] dataset, with constraints selected via uncertainty sampling.

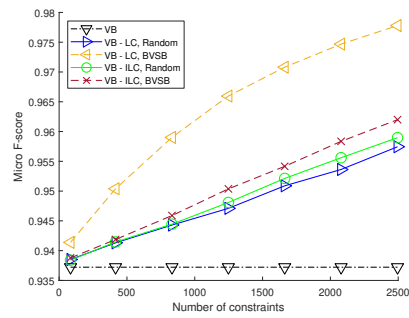


(a) Micro F-score

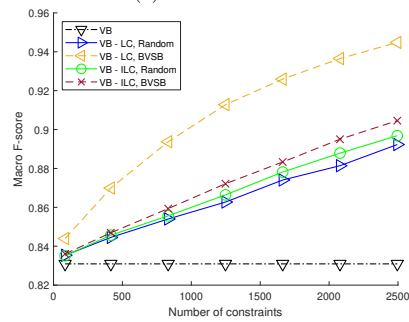


(b) Macro F-score

Figure 19: Results for the TREC [10] dataset, with constraints selected via uncertainty sampling.

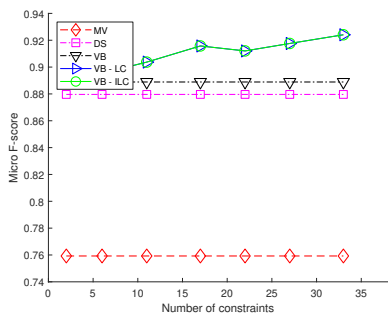


(a) Micro F-score

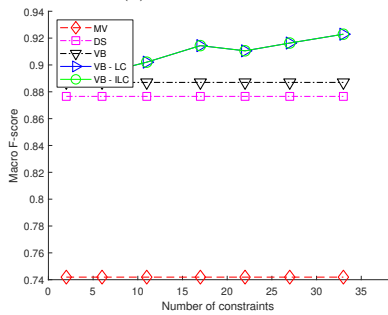


(b) Macro F-score

Figure 20: Results for the Product [11] dataset, with constraints selected via uncertainty sampling.

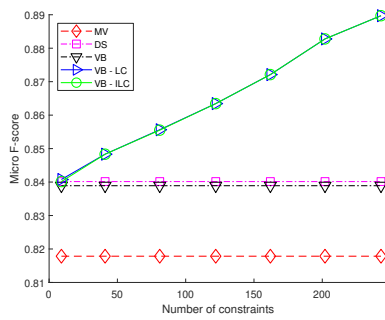


(a) Micro F-score

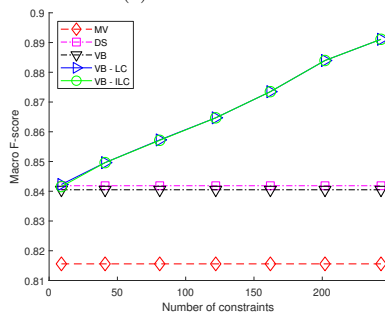


(b) Macro F-score

Figure 21: Results for the Bluebird [4] dataset.

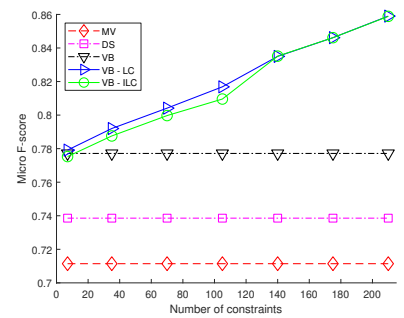


(a) Micro F-score

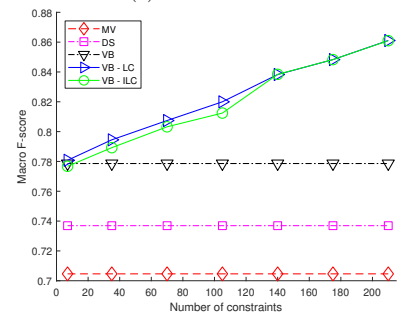


(b) Macro F-score

Figure 22: Results for the Dog [5] dataset.

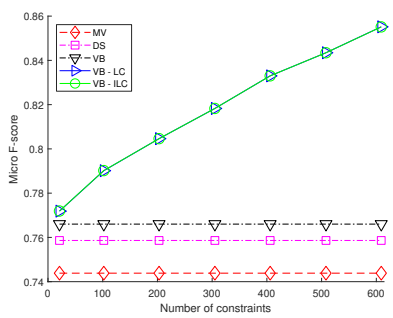


(a) Micro F-score

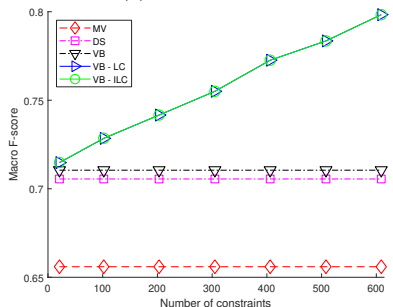


(b) Macro F-score

Figure 23: Results for the Music Genre [8] dataset.

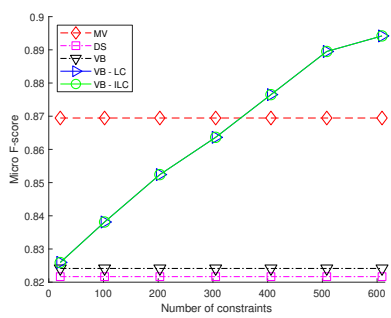


(a) Micro F-score

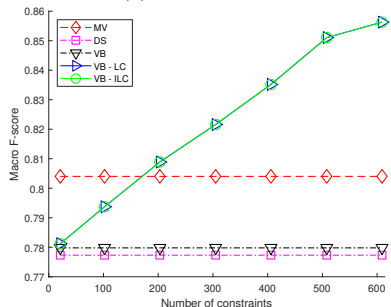


(b) Macro F-score

Figure 24: Results for the ZenCrowd India [7] dataset.

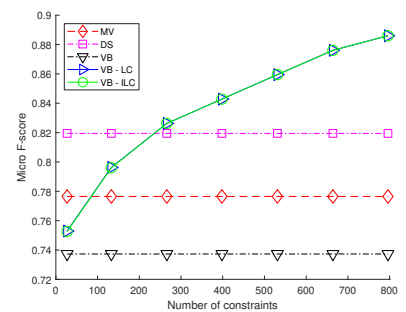


(a) Micro F-score

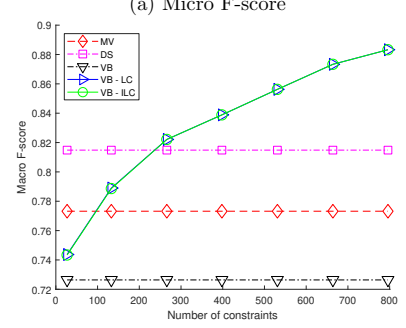


(b) Macro F-score

Figure 25: Results for the ZenCrowd US [7] dataset.

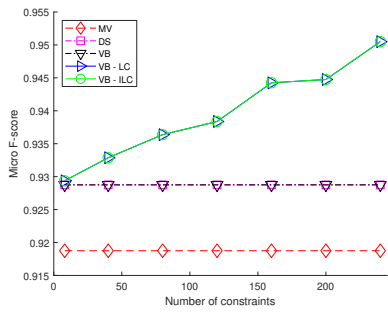


(a) Micro F-score

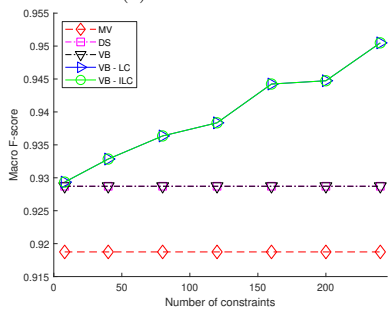


(b) Macro F-score

Figure 26: Results for the Web [6] dataset.

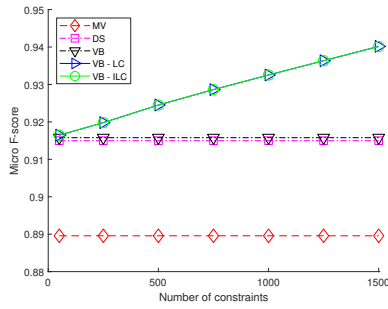


(a) Micro F-score

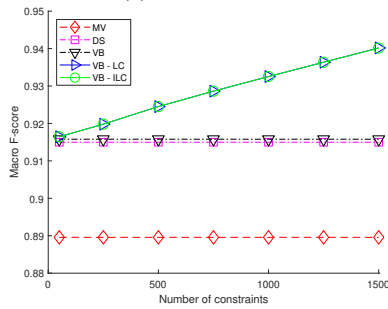


(b) Macro F-score

Figure 27: Results for the RTE [9] dataset.

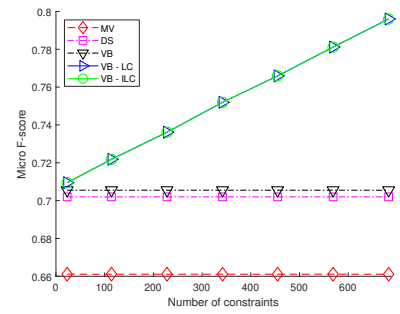


(a) Micro F-score

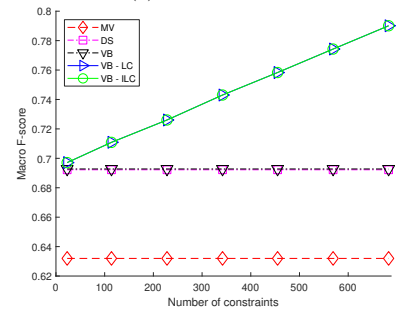


(b) Macro F-score

Figure 28: Results for the Sentence Polarity [8] dataset.

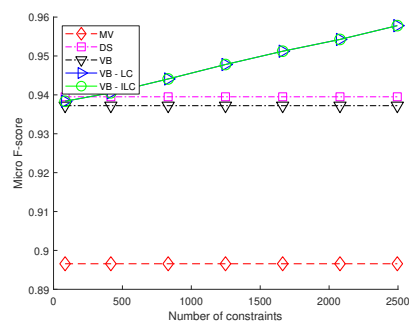


(a) Micro F-score

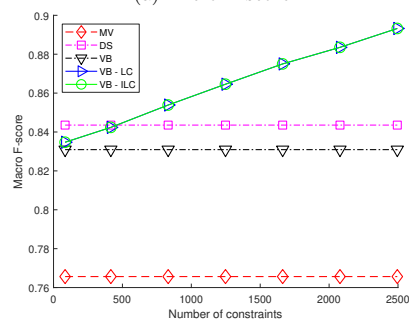


(b) Macro F-score

Figure 29: Results for the TREC [10] dataset.



(a) Micro F-score



(b) Macro F-score

Figure 30: Results for the Product [11] dataset.