

Hybrid Genetic Search for the CVRP: Open-Source Implementation and SWAP* Neighborhood

Thibaut Vidal

Departamento de Informática, Pontifícia Universidade Católica do Rio de Janeiro (PUC-Rio)
Rua Marquês de São Vicente, 225 - Gávea, Rio de Janeiro - RJ, 22451-900, Brazil
vidalt@inf.puc-rio.br

Technical Report, PUC-Rio – November 2020

Abstract. The vehicle routing problem is one of the most studied combinatorial optimization topics, due to its practical importance and methodological interest. Yet, despite extensive methodological progress, many recent studies are hampered by the limited access to simple and efficient open-source solution methods. Given the sophistication of current algorithms, reimplementing is becoming a difficult and time-consuming exercise that requires extensive care for details to be truly successful. Against this background, we use the opportunity of this short paper to introduce a simple —open-source— implementation of the hybrid genetic search (HGS) specialized to the capacitated vehicle routing problem (CVRP). This state-of-the-art algorithm uses the same general methodology as Vidal et al. (2012) but also includes additional methodological improvements and lessons learned over the past decade of research. In particular, it includes an additional neighborhood called SWAP* which consists in exchanging two customers between different routes without an insertion in place. As highlighted in our study, an efficient exploration of SWAP* moves significantly contributes to the performance of local searches. Moreover, as observed in experimental comparisons with other recent approaches on the classical instances of Uchoa et al. (2017), HGS still stands as a leading metaheuristic regarding solution quality, convergence speed, and conceptual simplicity.

Keywords. Vehicle Routing Problem, Neighborhood Search, Hybrid Genetic Search, Open Source

1 Introduction

A decade has passed since the introduction of the hybrid genetic search with advanced diversity control (HGS in short) in Vidal et al. (2012) and the generalization of this method into a unified algorithm for the vehicle routing problem (VRP) family (Vidal et al. 2014, 2016, Vidal 2017, Vidal et al. 2021). Over this period, the method has produced outstanding results for an extensive collection of node and arc routing problems, and demonstrated that generality does not always hinder performance in this domain. As the VRP research community faces even more complex and integrated problems arising from e-commerce, home deliveries, and mobility-on-demand applications, efficient solution algorithms are more than ever instrumental for success (Vidal et al. 2020). Yet, new applications and management studies are often hampered by the need for efficient and scalable routing solution methods. The repeated invention and reproduction of heuristic solution methods turns into a time-consuming exercise that typically requires extensive care for details and systematic testing to be crowned with success. Moreover, the successful application of optimization algorithms rests on a delicate equilibrium. While the methods should be as sophisticated as required, they should also remain as simple and transparent as possible.

To facilitate future studies, we use the opportunity of this short paper to introduce an open-source HGS algorithm for the canonical capacitated vehicle routing problem (CVRP). We refer to this specialized implementation as HGS-CVRP. The C++ implementation of this algorithm has been designed to be transparent, specialized, and extremely concise, retaining only the core elements that make this method a success. Indeed, we believe that without any control on code complexity and length, it is almost always possible to achieve small performance gains through additional operators and method hybridizations, but at the cost of conceptual simplicity. We strive to avoid this pitfall as intricate designs tend to hinder scientific progress, and effectively deliver an algorithm based on two complementary operators: a crossover for diversification, and efficient local search strategies for solution improvement.

Beyond a simple reimplementing of the original algorithm, HGS-CVRP takes advantage of several lessons learned from the past decade of VRP studies: it relies on simple data structures to avoid move re-evaluations and uses the optimal linear-time Split algorithm of Vidal (2016). Moreover, its specialization to the CVRP permits significant methodological simplifications. In particular, it does not rely on the visit-pattern improvement (PI) operator (Vidal et al. 2012) originally designed for VRPs with multiple periods, and uses instead a new neighborhood called SWAP*. As demonstrated in this paper, SWAP* contains $\Theta(n^4)$ moves but can be explored in sub-quadratic time. This neighborhood contains many improving moves that otherwise would not be identified. It can also be pruned by simple geometrical arguments, and largely contributes to the search performance. Our methodological developments are backed up by detailed experimental analyses which permit to evaluate the performance of HGS-CVRP and the contribution of SWAP*.

As observed in our results, this new algorithm reaches the same solution quality as the original HGS algorithm from (Vidal et al. 2012) in a fraction of its computational time, and largely outperforms all other existing CVRP algorithms.

The remainder of this paper is structured as follows. Section 2 describes the HGS and its adaptations for the canonical CVRP. Section 3 presents the new SWAP* neighborhood. Section 4 quickly discusses the structure of the open-source code. Section 5 details our computational experiments, and Section 6 finally concludes.

2 Hybrid Genetic Search for the CVRP

We consider a complete graph $G = (V, E)$ in which vertex 0 represents a depot at which a fleet of m vehicles is based, and the remaining vertices $\{0, 1, \dots, n\}$ represent customer locations. Each edge $(i, j) \in E$ represents the possibility of traveling between locations i and j at a cost c_{ij} . The CVRP consists in determining up to m vehicle routes starting and ending at the depot, in such a way that each customer is visited once, the total demand of the customers in any route does not exceed the vehicle capacity Q , and the sum of the distances traveled by the vehicles is minimized (Toth and Vigo 2014).

Our modern HGS-CVRP uses the same search scheme as the original method of Vidal et al. (2012). Its performance comes from a combination of three main strategies.

- **A synergistic combination of crossover-based and neighborhood-based search**, jointly evolving a population of individuals representing CVRP solutions. The former allows a diversified search in the solution space, while the latter permits aggressive solution improvement. Algorithms of this type are sometimes coined as memetic algorithms (Moscato and Cotta 2010).
- **A controlled exploration of infeasible solutions**, in which any excess load in the routes is linearly penalized. This allows focusing the search in regions that are close to the feasibility boundaries, where optimal or near-optimal solutions are more likely to belong (Glover and Hao 2011, Vidal et al. 2015).
- **Advanced population diversity management strategies** during parent and survivor selection, allowing to maintain a diversified and high-quality set of solutions and counterbalance the loss of diversity due to the neighborhood search.

The general structure of the search is represented in Figure 1. After a population initialization phase, the algorithm iteratively generates new solutions by 1) selecting two parents, 2) recombining them to produce a new solution, 3) improving this solution with a local search, and 4) inserting

the result in the population. This process is repeated until a termination criterion is attained, typically a number of consecutive iterations N_{IT} without improvement or a time limit T_{MAX} .

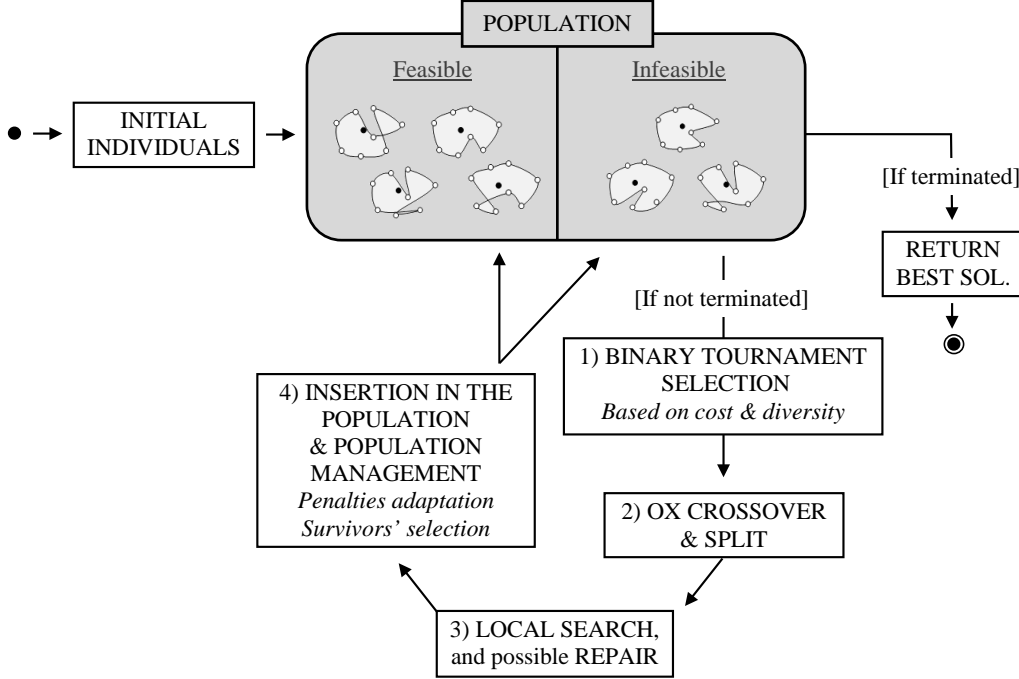


Figure 1: General structure of the hybrid genetic search

Parents Selection. To select each parent, the algorithm performs a binary tournament selection consisting in randomly picking, with uniform probability, two individuals and retaining the one with the best fitness. It is noteworthy that the notion of fitness in HGS is grounded on objective value and diversity considerations. Each individual is therefore characterized by (i) its rank in terms of solution quality, and (ii) its rank in terms of diversity contribution, measured as its average broken-pairs distance to its $n_{CLOSEST}$ most similar solutions in the population. A *biased fitness* function is then calculated as a weighted sum of these ranks, giving a slightly larger weight to solution quality to ensure that the top n_{ELITE} best individuals are preserved during the search (Vidal et al. 2012).

Recombination. HGS applies an ordered crossover (OX – Oliver et al. 1987) on a simple permutation-based representation of the two parents. This representation omits the visits to the depot, in such a way that capacity constraints are disregarded in the crossover. This design choice is convenient since there exists a dynamic programming algorithm, called SPLIT, capable of optimally re-inserting trip delimiters in the crossover’s output to produce a complete CVRP

solution (Beasley 1983, Prins 2004). In HGS-CVRP, we rely on the efficient linear-time SPLIT algorithm introduced by Vidal (2016) after each crossover operation.

Neighborhood Search. An efficient local search is applied to each solution resulting from the crossover and Split algorithms. In the original algorithm of Vidal et al. (2012), this search included two phases: route improvement (RI) and pattern improvement (PI). The RI local search uses SWAP and RELOCATE moves, generalized to sequences of two consecutive nodes, as well as 2-OPT and 2-OPT*. These neighborhoods are restricted to moves involving geographically close node pairs (i, j) , such that j belongs to the Γ closest clients from i . The *granularity* parameter Γ therefore limits the neighborhoods’ size to $\mathcal{O}(\Gamma n)$. The pattern improvement (PI) phase was originally designed to optimize visit-pattern decisions for multi-period VRPs. In CVRP context, this additional search is equivalent to an *unrestricted* (and therefore time-consuming) RELOCATE neighborhood. For this reason, we excluded this neighborhood in HGS-CVRP, and instead included an additional neighborhood in RI called SWAP*, as described in Section 3.

Due to the controlled exploration of infeasible solutions, is it possible for a solution to remain infeasible after the local search. When this happens, a REPAIR operation is applied with 50% probability. This operation consists of running the local search with $(10\times)$ higher penalty coefficients, aiming to recover a feasible solution.

Population management. HGS maintains two subpopulations: for feasible and infeasible solutions, respectively. Each individual produced in the previous steps is directly included in the adequate subpopulation. Moreover, each subpopulation is managed to contain between μ and $\mu + \lambda$ solutions, in such a way that the parameter μ represents a minimum size and parameter λ is a generation size. Whenever a subpopulation reaches $\mu + \lambda$ individuals, a survivors selection phase is triggered to iteratively eliminate λ solutions. This is done by iteratively removing a *clone* solution (i.e., identical to another one) if such a solution exists, or otherwise the worst solution in terms of biased fitness.

The penalty parameters for solution infeasibility are adapted through the search to achieve a target ratio ξ^{REF} of feasible solutions at the end of the local search (LS). This is done by monitoring the number of feasible solutions obtained at regular intervals and increasing or decreasing the penalty coefficient to achieve the desired target ratio, as in Vidal et al. (2012). Finally, to deliver a method which remains as conceptually simple as possible, we did not include additional diversification phases in HGS-CVRP.

3 The SWAP* Neighborhood

The classical SWAP neighborhood exchanges two customers *in place* (i.e., one replaces the other and vice-versa). This neighborhood is typically used for intra-route and inter-route improvements. In contrast, the proposed SWAP* neighborhood consists in exchanging two customers v and v' from different routes r and r' *without an insertion in place*. In this process, v can be inserted in any position of r' , and v' can likewise be inserted in any position of r . Enumerating all the SWAP* moves would take a computational time proportional to $\Theta(n^4)$ in the worst case. However, more efficient search strategies exist. Theorem 1, in particular, will permit to cut down this complexity.

Theorem 1 In a best SWAP* move between customers v and v' within routes r and r' , the new insertion position of v in r' is either:

- i) in place of v' , or
- ii) among the three best insertion positions in r' as evaluated prior to the removal of v' .

A symmetrical argument holds for the new insertion position of v' in r .

Proof. Let $P(r) = \{(0, r_1), (r_1, r_2), \dots, (r_{|r|-1}, r_{|r|}), (r_{|r|}, 0)\}$ be the set of edges representing possible insertion positions in a route $r = (r_1, \dots, r_{|r|})$. The insertion cost of a vertex v in a position $(i, j) \in P(r)$ is evaluated as $\Delta(v, i, j) = c_{iv} + c_{vj} - c_{ij}$. The best insertion cost of a vertex v in a route r is calculated as $\Delta^{\min}(v, r) = \min_{(i,j) \in P(r)} \Delta(v, i, j)$.

Let v'_p and v'_s represent the predecessor and successor of v' in its original route r' . After removal of v' , the best insertion cost of vertex v in the resulting route \hat{r}' is calculated as:

$$\Delta^{\min}(v, \hat{r}') = \min\{\Delta(v, v'_p, v'_s), \min_{(i,j) \in \mathcal{P}} \Delta(v, i, j)\}, \quad (1)$$

$$\text{where } \mathcal{P} = P(r') - \{(v'_p, v'), (v', v'_s)\}. \quad (2)$$

The first term of Equation (1) represents an insertion in place of v' (first statement of Theorem 1), whereas the second term corresponds to a minimum value over $P(r')$ without two elements. Therefore, this minimum is necessarily attained for one of the three best values over $P(r')$. \square

Algorithm 1 builds on Theorem 1 to provide an efficient search strategy for SWAP*. The neighborhood exploration is organized by route pairs r and r' (Lines 1–2), firstly preprocessing the three best insertion positions of each customer $v \in r$ into r' (Lines 3–4) and of each customer $v \in r'$ into r (Lines 5–6), and then exploiting this information to find the best move for each node $v \in r$ and $v' \in r'$ (Lines 8–16). Since the preprocessed information is valid until the routes have been modified, we use a move acceptance strategy that consists in applying the best SWAP* move per route pair (Lines 17–18).

Algorithm 1: Efficient exploration of the SWAP* neighborhood

```

1 for each route  $r \in \mathcal{R}$  do
2   for each route  $r'$  in  $\Gamma^R(r)$  do
3     for each customer vertex  $v \in r$  do ▷ Preprocessing Phase
4        $((i_{1v}, j_{1v}), (i_{2v}, j_{2v}), (i_{3v}, j_{3v})) \leftarrow \text{FINDTOP3LOCATIONS}(v, r')$ 
5     for each customer vertex  $v' \in r'$  do
6        $((i_{1v'}, j_{1v'}), (i_{2v'}, j_{2v'}), (i_{3v'}, j_{3v'})) \leftarrow \text{FINDTOP3LOCATIONS}(v', r)$ 
7      $\Delta_{\text{BEST}} = 0$ 
8     for each customer vertex  $v \in r$  do ▷ Search Phase
9       for each customer vertex  $v' \in r'$  do
10         $k = \min\{\kappa \mid i_{\kappa v} \neq v' \text{ and } j_{\kappa v} \neq v'\}$ 
11         $k' = \min\{\kappa \mid i_{\kappa v'} \neq v \text{ and } j_{\kappa v'} \neq v\}$ 
12         $\Delta_{v \rightarrow r'} = \min\{\Delta(v, v'_P, v'_S), \Delta(v, i_{kv}, j_{kv})\} - \Delta(v, v_P, v_S)$ 
13         $\Delta_{v' \rightarrow r} = \min\{\Delta(v', v_P, v_S), \Delta(v', i_{k'v'}, j_{k'v'})\} - \Delta(v', v'_P, v'_S)$ 
14        if  $\Delta_{v \rightarrow r'} + \Delta_{v' \rightarrow r} < \Delta_{\text{BEST}}$  then
15           $\Delta_{\text{BEST}} = \Delta_{v \rightarrow r'} + \Delta_{v' \rightarrow r}$ 
16           $(v_{\text{BEST}}, v'_{\text{BEST}}) = (v, v')$ 
17        if  $\Delta_{\text{BEST}} < 0$  then
18           $\text{APPLYSWAP}^*(v_{\text{BEST}}, v'_{\text{BEST}})$ 

```

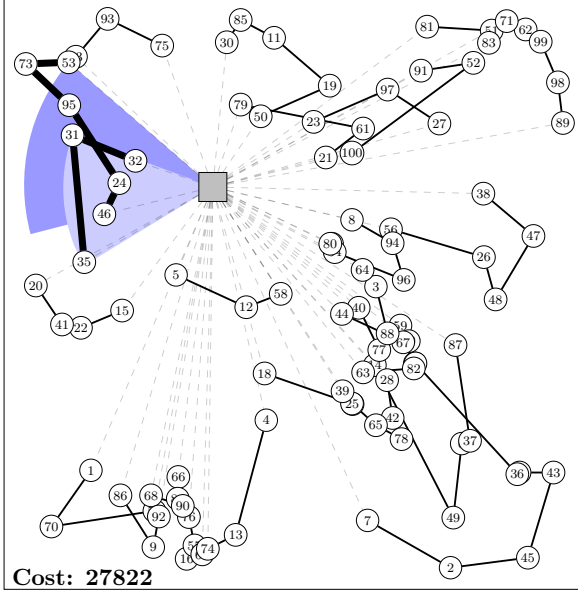
Each call to the function $\text{FINDTOP3LOCATIONS}(v, r)$ requires a computational time proportional to the size of the route r . Therefore, the computational time of Algorithm 1 grows as

$$\Phi = \sum_{r \in \mathcal{R}} \sum_{r' \in \mathcal{R}} \left(\sum_{v \in r} |r'| + \sum_{v' \in r'} |r| + \sum_{v \in r} \sum_{v' \in r'} 1 \right) = \mathcal{O}(|r||r'|). \quad (3)$$

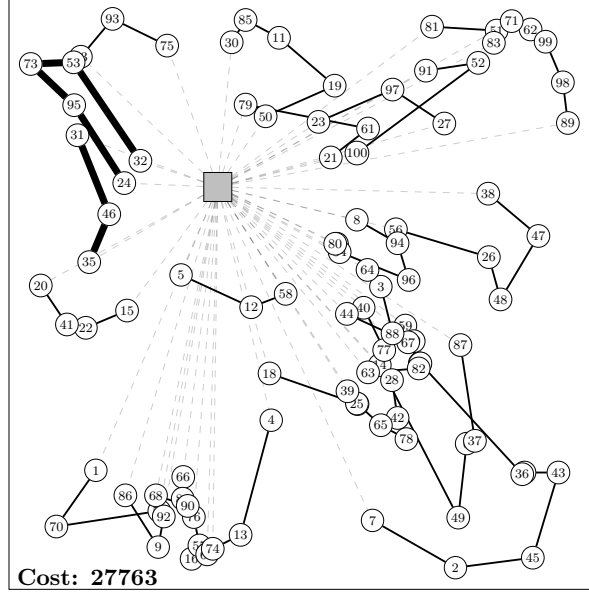
Since a quadratic-time algorithm may still represent a bottleneck for large instances, we opted to restrict further the route pairs (r, r') considered at Lines 3 and 4 using simple geometric arguments. We therefore only evaluate SWAP* moves between r and r' if the polar sectors (from the depot) associated with these routes intercept each other. As shown in our computational experiments, with this additional restriction, the computational effort needed to explore SWAP* decreases and becomes comparable to that of other standard neighborhoods in RI.

Figure 2 illustrates the SWAP* neighborhood during one execution of HGS-CVRP on instance X-n101-k25 from Uchoa et al. (2017). Four solutions are represented. The trips from and to the depot are presented with dashes to enhance readability. Solution (i) is a local minimum of all standard CVRP neighborhoods (SWAP, RELOCATE, 2-OPT and 2-OPT*). Still, SWAP* can identify a critical improvement between two routes highlighted in boldface on the figure (with their associated polar sectors). Applying this move permits to reduce the number of route intersections without violating capacity constraints. Moreover, it permits a follow-up improvement

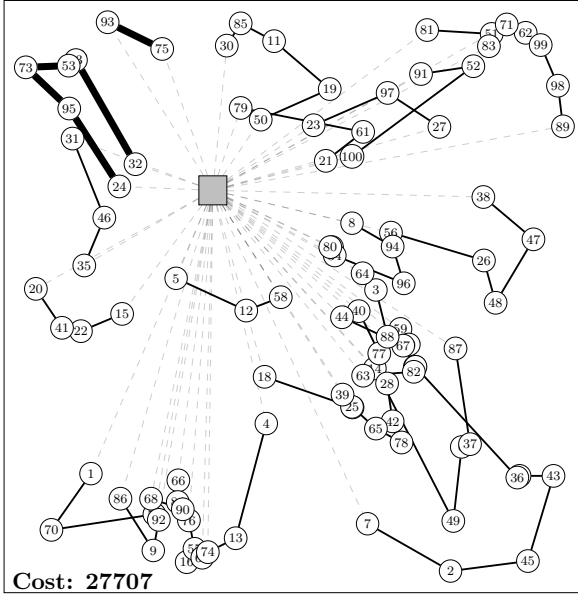
i) Two routes with overlapping circles sectors:



ii) The same routes after SWAP*:



iii) After an additional RELOCATE move:



iv) Final (optimal) solution found by HGS:

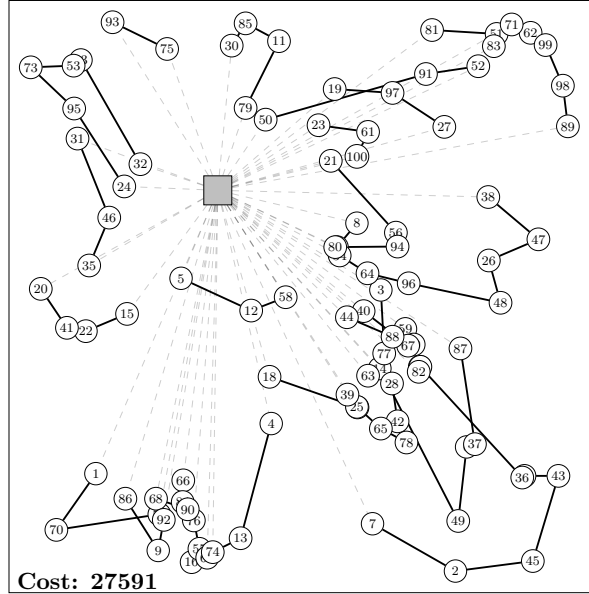


Figure 2: Illustration of the SWAP* neighborhood on instance X-n101-k25

with RELOCATE, leading to Solution (iii). It is noteworthy that the solution resulting from these moves exhibits the same route arrangement in the top left quadrant as Solution (iv), which is known to be optimal for this instance.

4 Open-Source Implementation

Our open-source implementation is provided at <https://github.com/vidalt/HGS-CVRP>. The code includes six main classes.

- **[Individual]** represents the solutions (i.e., individuals of the genetic algorithm) through the search. For convenience, we store complete solutions including trip delimiters along with their associated giant tours. According to this design, the trip delimiters are immediately recalculated after crossover using the Split algorithm. This facilitates solution manipulation, feasibility checks, and distance calculations (when evaluating population diversity).
- **[Population]** holds the two subpopulations. It also contains efficient data structures to memorize the distances between solutions used in the diversity calculations.
- **[Genetic]** contains the main structure of the genetic algorithm and the crossover operator.
- **[Split]** contains the linear split algorithm as introduced in Vidal (2016).
- **[LocalSearch]** provides all the functions needed for the RI local search, including the SWAP* exploration procedure which is directly embedded after the other neighborhoods. Without doubt, this is the most time-critical component of the algorithm. To efficiently represent and update the incumbent solution, we use a specialized array data structure for indexed access in $O(1)$, along with pointers giving access to the predecessors and successors in the routes. This allows efficient preprocessing, move evaluations, and solution modifications. We also use a smart data structure to register the moves that have already been tested without improvement. Instead of using binary “move descriptors” (see, e.g., Zachariadis and Kiranoudis 2010) which require a substantial computational effort for reinitialization upon modification of a route, we rely on integer “time stamps” to register “when” a route was last modified, and “when” the moves associated to a given customer were last evaluated. Any non-decreasing counter can be used as a representation of time. We opted to use the number of applied moves for that purpose. A simple $O(1)$ comparison of the time stamps permits to quickly determine if the routes have been modified since the last move evaluation, and no reinitialization is needed when a route is modified.
- **[CircleSector]** contains elementary routines to calculate polar sectors and their intersections for SWAP*.
- **[Params]**, **[Commandline]** and **[main]** finally store the parameters of the algorithm and permit to launch the code. The method is driven by only six parameters: the granular search parameter Γ , the population size parameters μ and λ , the parameters n_{CLOSEST} and n_{ELITE}

involved in the calculation of the biased fitness measure, and finally the target proportion of feasible individuals ξ^{REF} for penalty adaptation. All of these parameters have been set to the original values calibrated in Vidal et al. (2012), except n_{ELITE} which has been lowered down to $n_{\text{ELITE}} = 4$ to favor diversity and counterbalance the additional convergence due to the SWAP* neighborhood.

The algorithm can be run with a termination criterion based on a number of consecutive iterations without improvement N_{IT} (20,000 per default) or a CPU time limit T_{MAX} . In the latter case, the algorithm restarts after each N_{IT} iterations without improvement and collects the best solution until the time limit.

5 Experimental Analyses

Good testing practices in optimization call for code comparisons on similar computing environments with the same number of threads (usually one) and time (Talbi 2009, Kendall et al. 2016). CPU time and solution quality cannot be examined separately, such that claims about fast solutions without a critical evaluation of solution quality are mainly inconclusive. Indeed, CPU time is often a direct consequence of the choice of termination criterion and parameters (when it is not *itself* the termination criterion) and is best seen as a factor rather than an experimental outcome.

There exist different ways to consider speed and solution quality jointly in experimental analyses. A first generic approach is to opt for a bi-objective evaluation (e.g., in Figure 4.3 of Laporte et al. 2014) to identify non-dominated methods. Another intuitive approach, typical in bi-objective analyses, is to fix one dimension and measure the other, by either setting the same CPU-time limit for all algorithms or a target solution quality to achieve (Aiex et al. 2007, Talbi 2009). Lastly, one could compare the complete convergence profiles of different algorithms during their execution by measuring solution quality over time. This approach provides the most insights, but it requires additional intervention into the algorithms to collect the solution values found throughout the search. We will favor this approach since we have access to the implementation of the algorithms being compared.

Our computational experiments follow two primary goals. Firstly, we evaluate the impact of our main methodological proposal —the SWAP* neighborhood— by comparing two method variants: the HGS from Vidal et al. (2012) with its modern HGS-CVRP implementation using SWAP*. Second, we extend our experimental comparison to other CVRP heuristics to compare their convergence behavior using the same computational environment. For this analysis, we consider recent algorithms representative of the current academic state-of-the-art:

- the hybrid iterated local search (HILS) of Subramanian et al. (2013);
- the knowledge guided local search (KGLS) of Arnold and Sörensen (2018);
- the slack induction by string removals (SISR) of Christiaens and Vanden Berghe (2020).

We obtained access to HILS’ source code and to an executable library of KGLS from their authors. The original implementation of SISR was unavailable, but we had access to a faithful reproduction of this algorithm from Guillen et al. (2020), which achieve solutions of a quality which is statistically indistinguishable from that of the original algorithm, in a similar or slightly shorter amount of time. Finally, we also establish a comparison with the open-source routing solver provided by Google OR-Tools at <https://github.com/google/or-tools>, since this algorithm is widely used in practical applications. We use the guided local search (GLS) variant of this solver as recommended in the documentation. To our knowledge, this is one of the first analyses to evaluate such a wide diversity of state-of-the-art algorithm implementations on a single test platform.

We conduct our experiments on the 100 classical benchmark instances of Uchoa et al. (2017), as they cover diverse characteristics (e.g., distribution of demands, customer and depot positioning, route length) and represent a significant challenge for modern algorithms. HGS, HGS-CVRP, ILS, and OR-Tools have been developed in C++ and compiled with g++ 9.1.0, while KGLS and SISR use Java OpenJDK 13.0.1. All experiments are run on a single thread of an Intel Gold 6148 Skylake 2.4 GHz processor with 40 GB of RAM, running CentOS 7.8.2003.

We monitor each algorithm’s progress up to a time limit of $T_{\text{MAX}} = n \times 240/100$ seconds, where n represents the number of customers. Therefore, the smallest instance with 100 clients is run for 4 minutes, whereas the largest instance containing 1000 clients is run for 40 minutes. During each run, we record the best solution value after 1%, 2%, 5%, 10%, 15%, 20%, 30%, 50%, 75%, and 100% of the time limit to measure the performance of the algorithms at different stages of the search. To increase statistical significance, we perform ten independent runs with different seeds. For KGLS and OR-tools, we use different random permutations of the customers in the data file, since these two algorithms are deterministic but depend on the order of the customers in the data (in this case, the permutation of the customers effectively acts as a seed). We finally calculate the gap of each algorithm as $\text{Gap} = (z - z_{\text{BKS}})/z_{\text{BKS}}$, where z is the solution value of the algorithm and z_{BKS} is the best known solution (BKS) value for this instance, as listed on the CVRPLIB website at <http://vrp.atd-lab.inf.puc-rio.br/index.php/en/>¹.

Final solution quality. Tables 1–3 compare the solution quality of the different algorithms at T_{MAX} . For each method and instance, it indicates the average and best solution value found over the ten runs, as well as the average percentage gap from the BKS. The bottom lines of the last table also report a summary of the gaps over all instances, and count the number of instances for which the BKS has been attained in at least one run.

¹Consulted on November 1st, 2020

Table 1: Comparison of solution quality at T_{MAX}

Instance	OR-Tools (2020)			HILS (2013)			KGLS (2018)			SISR (2020)			HGS (2012)			HGS-CVRP (2020)			BKS
	Avg	Gap	Best	Avg	Gap	Best	Avg	Gap	Best	Avg	Gap	Best	Avg	Gap	Best	Avg	Gap	Best	
X-n101-k25	27977.2	1.40	27865	27591.0	0.00	27591	27631.9	0.15	27595	27593.3	0.01	27591	27591.0	0.00	27591	27591.0	0.00	27591	27591
X-n106-k14	26757.5	1.50	26747	26391.1	0.11	26381	26413.2	0.19	26375	26380.9	0.07	26368	26408.8	0.18	26387	26381.4	0.07	26364	26362
X-n110-k13	15099.8	0.86	14986	14971.0	0.00	14971	14971.0	0.00	14971	14972.1	0.01	14971	14971.0	0.00	14971	14971.0	0.00	14971	14971
X-n115-k10	12808.3	0.48	12768	12747.0	0.00	12747	12747.1	0.00	12747	12747.0	0.00	12747	12747.0	0.00	12747	12747.0	0.00	12747	12747
X-n120-k6	13501.9	1.27	13458	13333.7	0.01	13332	13332.0	0.00	13332	13332.0	0.00	13332	13332.0	0.00	13332	13332.0	0.00	13332	13332
X-n125-k30	56853.4	2.37	56601	55846.5	0.55	55713	55740.8	0.36	55670	55559.8	0.04	55539	55539.0	0.00	55539	55539.0	0.00	55539	55539
X-n129-k18	29722.3	2.70	29668	28972.1	0.11	28954	28971.6	0.11	28954	28948.9	0.03	28940	28940.0	0.00	28940	28940.0	0.00	28940	28940
X-n134-k13	11171.0	2.34	11096	10947.5	0.29	10929	10940.5	0.22	10930	10937.7	0.20	10918	10916.0	0.00	10916	10916.0	0.00	10916	10916
X-n139-k10	13741.2	1.11	13693	13591.2	0.01	13590	13590.0	0.00	13590	13590.4	0.00	13590	13590.0	0.00	13590	13590.0	0.00	13590	13590
X-n143-k7	16135.6	2.77	16019	15735.7	0.23	15723	15730.6	0.19	15726	15727.8	0.18	15700	15700.0	0.00	15700	15700.0	0.00	15700	15700
X-n148-k46	44598.5	2.65	44334	43448.0	0.00	43448	43588.3	0.32	43507	43464.1	0.04	43448	43448.0	0.00	43448	43448.0	0.00	43448	43448
X-n153-k22	21789.3	2.68	21605	21452.3	1.09	21425	21386.0	0.78	21375	21228.6	0.04	21225	21223.5	0.02	21220	21225.0	0.02	21225	21220
X-n157-k13	17137.7	1.55	17086	16876.0	0.00	16876	16877.5	0.01	16876	16878.2	0.01	16876	16876.0	0.00	16876	16876.0	0.00	16876	16876
X-n162-k11	14262.2	0.88	14238	14152.4	0.10	14138	14147.0	0.06	14147	14159.0	0.15	14138	14138.0	0.00	14138	14138.0	0.00	14138	14138
X-n167-k10	21176.4	3.01	21158	20603.7	0.23	20557	20586.9	0.15	20557	20558.6	0.01	20557	20557.0	0.00	20557	20557.0	0.00	20557	20557
X-n172-k51	46874.9	2.78	46695	45665.3	0.13	45607	45802.8	0.43	45763	45622.6	0.03	45607	45607.0	0.00	45607	45607.0	0.00	45607	45607
X-n176-k26	49260.2	3.03	48986	48218.5	0.85	48140	47991.6	0.38	47958	47823.7	0.02	47812	47812.0	0.00	47812	47812.0	0.00	47812	47812
X-n181-k23	25935.6	1.43	25787	25572.1	0.01	25569	25602.3	0.13	25594	25575.1	0.02	25569	25569.0	0.00	25569	25569.0	0.00	25569	25569
X-n186-k15	24908.0	3.16	24908	24170.7	0.11	24147	24178.3	0.14	24156	24166.2	0.09	24151	24145.2	0.00	24145	24145.0	0.00	24145	24145
X-n190-k8	17421.9	2.60	17380	17108.0	0.75	17029	17033.5	0.32	17001	16982.8	0.02	16980	16992.4	0.07	16986	16983.3	0.02	16980	16980
X-n195-k51	46151.1	4.36	45757	44305.0	0.18	44225	44427.2	0.46	44396	44292.0	0.15	44241	44225.0	0.00	44225	44225.0	0.00	44225	44225
X-n200-k36	60447.9	3.19	60338	58784.0	0.35	58617	58828.0	0.43	58756	58635.6	0.10	58587	58589.6	0.02	58578	58578.0	0.00	58578	58578
X-n204-k19	20348.4	4.00	20212	19617.6	0.27	19565	19621.0	0.29	19581	19653.2	0.45	19565	19565.0	0.00	19565	19565.0	0.00	19565	19565
X-n209-k16	31775.5	3.65	31740	30739.0	0.27	30702	30709.7	0.18	30685	30661.7	0.02	30656	30658.7	0.01	30656	30656.0	0.00	30656	30656
X-n214-k11	11374.0	4.77	11228	11077.2	2.04	10917	10944.3	0.81	10913	10894.4	0.35	10874	10877.0	0.19	10856	10860.5	0.04	10856	10856
X-n219-k73	118038.0	0.38	117924	117595.0	0.00	117595	117689.1	0.08	117651	117623.7	0.02	117596	117601.7	0.01	117595	117596.1	0.00	117595	117595
X-n223-k34	42046.6	3.98	41794	40549.8	0.28	40490	40714.4	0.69	40686	40535.5	0.24	40504	40455.3	0.05	40437	40437.0	0.00	40437	40437
X-n228-k23	26613.4	3.39	26396	25803.7	0.24	25745	25836.8	0.37	25808	25814.3	0.28	25782	25742.7	0.00	25742	25742.8	0.00	25742	25742
X-n233-k16	19883.9	3.40	19682	19296.0	0.34	19276	19328.6	0.51	19268	19285.7	0.29	19232	19233.1	0.02	19230	19230.0	0.00	19230	19230
X-n237-k14	27927.5	3.27	27809	27068.8	0.10	27042	27095.9	0.20	27044	27081.1	0.14	27043	27049.4	0.03	27044	27042.0	0.00	27042	27042
X-n242-k48	85518.0	3.34	85518	82867.9	0.14	82809	83209.2	0.55	83136	82885.6	0.16	82805	82826.5	0.09	82771	82806.0	0.07	82771	82751
X-n247-k50	38282.8	2.71	37853	37502.3	0.61	37300	37388.4	0.31	37317	37379.6	0.28	37274	37295.0	0.06	37278	37277.1	0.01	37274	37274
X-n251-k28	40087.6	3.63	40007	38859.4	0.45	38798	38893.3	0.54	38847	38765.2	0.21	38687	38735.9	0.13	38699	38689.9	0.02	38684	38684
X-n256-k16	19294.5	2.42	19067	18880.8	0.22	18880	18891.6	0.28	18888	18887.3	0.26	18880	18880.0	0.22	18880	18839.6	0.00	18839	18839
X-n261-k13	27920.6	5.13	27760	26808.2	0.94	26692	26717.5	0.60	26671	26595.8	0.14	26558	26594.0	0.14	26570	26558.2	0.00	26558	26558

Table 2: Comparison of solution quality at T_{MAX} (continued)

Instance	OR-Tools (2020)			HILS (2013)			KGLS (2018)			SISR (2020)			HGS (2012)			HGS-CVRP (2020)			BKS
	Avg	Gap	Best	Avg	Gap	Best	Avg	Gap	Best	Avg	Gap	Best	Avg	Gap	Best	Avg	Gap	Best	
X-n266-k58	77660.8	2.89	77275	75611.4	0.18	75478	75954.6	0.63	75793	75609.2	0.17	75549	75646.8	0.22	75608	75564.7	0.11	75478	75478
X-n270-k35	36700.5	3.99	36401	35352.9	0.18	35324	35462.1	0.48	35447	35364.4	0.21	35325	35306.4	0.04	35303	35303.0	0.03	35303	35291
X-n275-k28	22087.3	3.96	21918	21262.4	0.08	21245	21299.4	0.26	21265	21250.5	0.03	21245	21247.8	0.01	21245	21245.0	0.00	21245	21245
X-n280-k17	35055.6	4.63	34859	33803.4	0.90	33725	33670.1	0.50	33598	33648.6	0.43	33545	33573.0	0.21	33542	33543.2	0.12	33506	33503
X-n284-k15	21137.9	4.57	20872	20415.9	0.99	20325	20360.0	0.72	20323	20287.6	0.36	20261	20248.0	0.16	20225	20245.5	0.15	20231	20215
X-n289-k60	98560.9	3.58	97868	95515.0	0.38	95401	95882.8	0.77	95770	95345.8	0.20	95245	95350.4	0.21	95181	95300.9	0.16	95242	95151
X-n294-k50	49301.8	4.54	49010	47262.0	0.21	47240	47454.1	0.62	47413	47251.9	0.19	47199	47217.8	0.12	47210	47184.1	0.05	47167	47161
X-n298-k31	36970.5	8.00	36296	34383.7	0.45	34318	34377.4	0.43	34359	34267.8	0.11	34234	34235.9	0.01	34231	34234.8	0.01	34231	34231
X-n303-k21	22573.7	3.85	22376	21900.7	0.76	21806	21903.4	0.77	21845	21772.9	0.17	21753	21763.4	0.13	21754	21748.5	0.06	21739	21736
X-n308-k13	27141.4	4.96	26934	26058.6	0.77	25989	26076.4	0.84	25999	26281.0	1.63	26224	25879.8	0.08	25865	25870.8	0.05	25862	25859
X-n313-k71	97497.4	3.67	96958	94290.3	0.26	94216	94763.8	0.77	94652	94155.7	0.12	94098	94127.7	0.09	94050	94112.2	0.07	94045	94043
X-n317-k53	79211.0	1.09	78863	78355.0	0.00	78355	78413.5	0.07	78391	78386.1	0.04	78361	78374.8	0.03	78355	78355.4	0.00	78355	78355
X-n322-k28	31488.5	5.55	30932	29996.5	0.54	29923	30038.0	0.68	30010	29892.5	0.20	29861	29887.5	0.18	29857	29848.7	0.05	29834	29834
X-n327-k20	28777.6	4.52	28592	27815.8	1.03	27767	27646.8	0.42	27613	27644.7	0.41	27611	27580.4	0.18	27576	27540.8	0.03	27532	27532
X-n331-k15	32648.2	4.97	32493	31227.4	0.40	31136	31200.1	0.32	31111	31124.5	0.07	31122	31114.0	0.04	31107	31103.0	0.00	31102	31102
X-n336-k84	143294.8	3.01	142905	139560.0	0.32	139351	140831.3	1.24	140716	139429.8	0.23	139272	139437.1	0.23	139305	139273.5	0.12	139205	139111
X-n344-k43	44036.4	4.72	43560	42307.5	0.61	42190	42350.5	0.71	42229	42122.7	0.17	42081	42086.0	0.09	42067	42075.6	0.06	42061	42050
X-n351-k40	27433.6	5.94	27093	26134.7	0.92	26050	26190.7	1.14	26150	25976.5	0.31	25965	25972.8	0.30	25948	25943.6	0.18	25924	25896
X-n359-k29	53858.4	4.57	53541	52089.2	1.13	51820	51901.3	0.77	51662	51549.8	0.09	51514	51653.8	0.29	51598	51620.0	0.22	51566	51505
X-n367-k17	23874.0	4.65	23597	22985.5	0.75	22956	22944.7	0.57	22867	22836.1	0.10	22821	22814.0	0.00	22814	22814.0	0.00	22814	22814
X-n376-k94	148775.7	0.72	148630	147713.4	0.00	147713	147854.1	0.10	147801	147763.5	0.03	147736	147719.0	0.00	147713	147714.5	0.00	147713	147713
X-n384-k52	69022.0	4.67	68550	66407.8	0.71	66351	66443.0	0.76	66363	66113.6	0.26	66046	66163.7	0.34	66088	66049.1	0.17	65997	65940
X-n393-k38	40785.6	6.60	40303	38515.7	0.67	38360	38466.4	0.54	38433	38384.5	0.33	38338	38281.4	0.06	38260	38260.0	0.00	38260	38260
X-n401-k29	68249.2	3.15	67913	66729.5	0.86	66597	66501.9	0.51	66466	66239.5	0.12	66222	66305.3	0.22	66256	66252.5	0.14	66209	66163
X-n411-k19	20810.6	5.57	20571	19970.8	1.31	19834	19924.8	1.08	19782	19776.7	0.33	19757	19723.8	0.06	19718	19720.3	0.04	19716	19712
X-n420-k130	111594.0	3.52	110857	107838.0	0.04	107801	108295.3	0.46	108175	107853.4	0.05	107809	107843.3	0.04	107831	107839.8	0.04	107810	107798
X-n429-k61	68858.4	5.21	68113	65786.8	0.52	65689	65857.5	0.62	65795	65539.3	0.14	65494	65565.4	0.18	65524	65502.7	0.08	65484	65449
X-n439-k37	37655.3	3.47	37171	36448.5	0.16	36402	36483.8	0.26	36445	36457.7	0.18	36402	36426.4	0.10	36413	36395.5	0.01	36395	36391
X-n449-k29	58427.1	5.78	58066	56272.8	1.88	56154	55770.7	0.97	55675	55388.8	0.28	55296	55598.1	0.66	55484	55368.5	0.25	55306	55233
X-n459-k26	25834.9	7.03	25435	24479.3	1.41	24363	24251.0	0.46	24234	24228.3	0.37	24187	24199.3	0.25	24182	24163.8	0.10	24139	24139
X-n469-k138	230963.3	4.12	230460	222189.0	0.16	221939	223468.0	0.74	223086	222253.9	0.19	222090	222364.3	0.24	222131	222170.1	0.16	221916	221824
X-n480-k70	92923.0	3.88	92457	89857.0	0.46	89629	89986.3	0.60	89926	89515.1	0.07	89458	89665.0	0.24	89561	89524.4	0.08	89498	89449
X-n491-k59	70817.2	6.51	69944	67238.7	1.13	67098	67145.6	0.99	67034	66606.9	0.18	66502	66723.7	0.36	66653	66641.5	0.23	66569	66487
X-n502-k39	70166.5	1.36	70032	69380.4	0.22	69340	69333.9	0.16	69307	69271.4	0.07	69238	69300.8	0.11	69264	69239.5	0.02	69230	69226
X-n513-k21	25845.9	6.80	25295	24406.9	0.85	24316	24360.7	0.66	24293	24293.9	0.38	24237	24206.5	0.02	24201	24201.0	0.00	24201	24201

Table 3: Comparison of solution quality at T_{MAX} (end)

Instance	OR-Tools (2020)			HILS (2013)			KGLS (2018)			SISR (2020)			HGS (2012)			HGS-CVRP (2020)			BKS
	Avg	Gap	Best	Avg	Gap	Best	Avg	Gap	Best	Avg	Gap	Best	Avg	Gap	Best	Avg	Gap	Best	
X-n524-k153	156897.0	1.49	156322	155176.6	0.38	154656	155699.6	0.72	155422	154894.6	0.20	154758	154890.1	0.19	154713	154747.6	0.10	154646	154593
X-n536-k96	99575.6	4.96	98815	95713.0	0.89	95663	95864.7	1.05	95781	95145.9	0.29	95071	95205.1	0.36	95125	95091.9	0.24	95040	94868
X-n548-k50	89382.6	3.09	89066	86976.2	0.32	86813	86938.6	0.28	86901	86789.1	0.10	86710	86970.8	0.31	86888	86778.4	0.09	86710	86700
X-n561-k42	45758.6	7.12	45330	43095.7	0.89	42918	43031.7	0.74	42989	42875.0	0.37	42799	42783.9	0.16	42738	42742.7	0.06	42726	42717
X-n573-k30	52436.5	3.48	52080	51203.9	1.05	51102	50957.2	0.56	50849	50842.6	0.33	50777	50861.2	0.37	50797	50813.0	0.28	50757	50673
X-n586-k159	198347.2	4.22	197853	190835.6	0.27	190695	191411.4	0.58	191260	190640.1	0.17	190454	190759.3	0.23	190576	190588.1	0.14	190470	190316
X-n599-k92	113380.7	4.55	112831	109460.7	0.93	109119	109356.1	0.83	109125	108684.8	0.22	108598	108872.3	0.39	108712	108656.0	0.19	108605	108451
X-n613-k62	64073.6	7.62	63561	60457.8	1.55	60333	60201.2	1.12	60111	59705.6	0.29	59609	59801.0	0.45	59698	59696.3	0.27	59636	59535
X-n627-k43	64897.9	4.40	64590	63052.4	1.43	62928	62568.1	0.65	62486	62291.8	0.21	62221	62558.7	0.63	62377	62371.6	0.33	62238	62164
X-n641-k35	66862.3	4.97	66652	64709.8	1.59	64591	64094.3	0.63	63952	63851.8	0.25	63802	64086.0	0.62	63976	63874.2	0.28	63782	63694
X-n655-k131	107815.9	0.97	107710	106785.7	0.01	106780	106956.8	0.17	106936	106841.6	0.06	106808	106865.4	0.08	106841	106808.8	0.03	106785	106780
X-n670-k130	151874.1	3.79	151071	148272.8	1.33	147974	147654.2	0.90	147477	146961.5	0.43	146676	147319.0	0.67	146833	146777.7	0.30	146640	146332
X-n685-k75	74085.5	8.62	73090	68988.4	1.15	68843	68854.7	0.95	68628	68379.6	0.26	68271	68498.0	0.43	68414	68343.1	0.20	68288	68205
X-n701-k44	87060.3	6.27	86604	83159.4	1.51	82982	82513.5	0.72	82447	82053.9	0.16	82007	82457.9	0.65	82302	82237.3	0.38	82075	81923
X-n716-k35	46012.9	6.05	45704	44264.0	2.02	44058	43730.4	0.79	43627	43492.0	0.24	43449	43615.1	0.53	43541	43505.8	0.27	43459	43387
X-n733-k159	143829.1	5.61	142650	137014.7	0.61	136848	137299.3	0.81	137185	136445.2	0.19	136344	136512.5	0.24	136405	136426.9	0.17	136323	136190
X-n749-k98	82813.4	7.11	82083	78323.3	1.31	78213	78211.9	1.16	78109	77534.9	0.29	77399	77783.0	0.61	77671	77655.4	0.44	77563	77314
X-n766-k71	123106.2	7.56	121645	115858.3	1.23	115396	115186.0	0.64	115011	114836.0	0.33	114751	114894.6	0.38	114834	114764.5	0.27	114679	114454
X-n783-k48	77518.9	7.08	76764	73765.3	1.89	73512	73043.8	0.90	72974	72637.3	0.34	72544	73027.6	0.88	72797	72790.7	0.55	72704	72394
X-n801-k40	76428.2	4.26	76262	74141.6	1.14	73970	73590.5	0.39	73500	73412.0	0.15	73362	73803.3	0.68	73678	73500.4	0.27	73396	73305
X-n819-k171	165074.0	4.40	164377	159363.2	0.79	159261	159572.5	0.92	159396	158424.5	0.19	158344	158756.1	0.40	158639	158511.6	0.25	158391	158121
X-n837-k142	201836.8	4.18	201518	195053.8	0.68	194857	195135.0	0.72	194988	193946.6	0.11	193868	194636.5	0.46	194444	194231.3	0.26	194103	193737
X-n856-k95	91613.9	2.98	91109	89266.2	0.34	89082	89333.5	0.41	89218	89111.1	0.16	89042	89216.1	0.28	89110	89037.5	0.08	88986	88965
X-n876-k59	103576.1	4.31	103017	100487.3	1.20	100418	100115.7	0.82	100048	99484.5	0.19	99405	99889.4	0.59	99765	99682.7	0.39	99596	99299
X-n895-k37	58191.7	8.04	57607	55023.1	2.16	54856	54306.0	0.83	54240	54072.3	0.39	53982	54255.9	0.74	54134	54070.6	0.39	54023	53860
X-n916-k207	342127.2	3.93	340947	331158.4	0.60	330920	331111.0	0.59	331006	329584.3	0.12	329418	330234.0	0.32	329918	329852.0	0.20	329572	329179
X-n936-k151	140479.3	5.84	139456	135052.1	1.75	134732	133831.4	0.83	133713	133497.1	0.58	133190	133613.7	0.67	133102	133369.9	0.49	133121	132725
X-n957-k87	88603.0	3.67	88222	85979.8	0.60	85864	85746.6	0.33	85656	85559.8	0.11	85493	85823.3	0.42	85709	85550.1	0.10	85506	85465
X-n979-k58	123885.2	4.12	123379	120569.7	1.33	120142	119600.1	0.52	119559	119108.2	0.10	119065	119502.3	0.43	119353	119247.5	0.22	119180	118987
X-n1001-k43	78084.7	7.91	77117	74158.5	2.49	73749	72998.9	0.88	72882	72533.1	0.24	72414	73051.4	0.96	72824	72748.8	0.54	72678	72359
Min Gap	0.38			0.00		0.00	0.00		0.00	0.00		0.00	0.00		0.00	0.00		0.00	
Avg Gap	4.01			0.66		0.53			0.19			0.19			0.21			0.11	
Max Gap	8.62			2.49		1.24			1.63			1.63			0.96			0.55	
Nb BKS			0		18				6			21			34				44

As visible in these experiments, HGS-CVRP (with an average gap of 0.11%) obtains, at the completion of the run, solutions of significantly higher quality than the other approaches, followed by SISR (0.19%), HGS (0.21%), KGLS (0.53%), HILS (0.66%) and OR-Tools (4.01%). The original HGS of Vidal et al. (2012) found good quality solutions, but the additional inclusion of the SWAP* neighborhood has led to a significant methodological breakthrough, roughly reducing the remaining gap by half. The small and medium instances especially (first 50 instances with up to 330 customers) are systematically solved to optimality or near-optimality, with an average gap of 0.02% for HGS-CVRP. Despite widespread commercial use, OR-Tools does not perform well compared to state-of-the-art algorithms with around 4% excess distance (a large value given that the transportation sector works with tight profit margins). In terms of the number of BKS, HGS-CVRP leads with 44 BKS, followed by HGS (34), SISR (21), HILS (18), KGLS (6), and finally OR-Tools (0). Gathering the best solutions over all our experiments has led to 17 new BKS, which have been added to the CVRPLib on September 21th, 2020.

Convergence over time. Figures 3 and 4 show the algorithms’ progress over time on a logarithmic scale. The former figure is based on the results of all instances, whereas the latter figure focuses on subsets of these instances:

- a) SMALL: First 50 instances counting between 100 and 330 customers;
- b) LARGE: Last 50 instances counting between 335 and 1000 customers;
- c) SHORT ROUTES: Instances of index $i = 5k + 1$ or $i = 5k + 2$ for $k \in \mathbb{N}$. By design, these 40 instances have a smaller number of customers per route (Uchoa et al. 2017).
- d) LONG ROUTES: Instances of index $i = 5k + 4$ or $i = 5k$ for $k \in \mathbb{N}$. By design, these 40 instances have a larger number of customers per route (Uchoa et al. 2017).

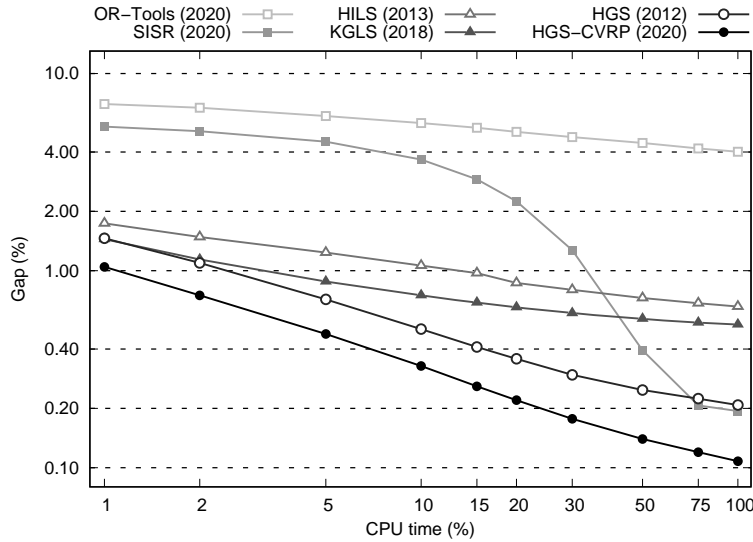


Figure 3: Convergence of the algorithms over time

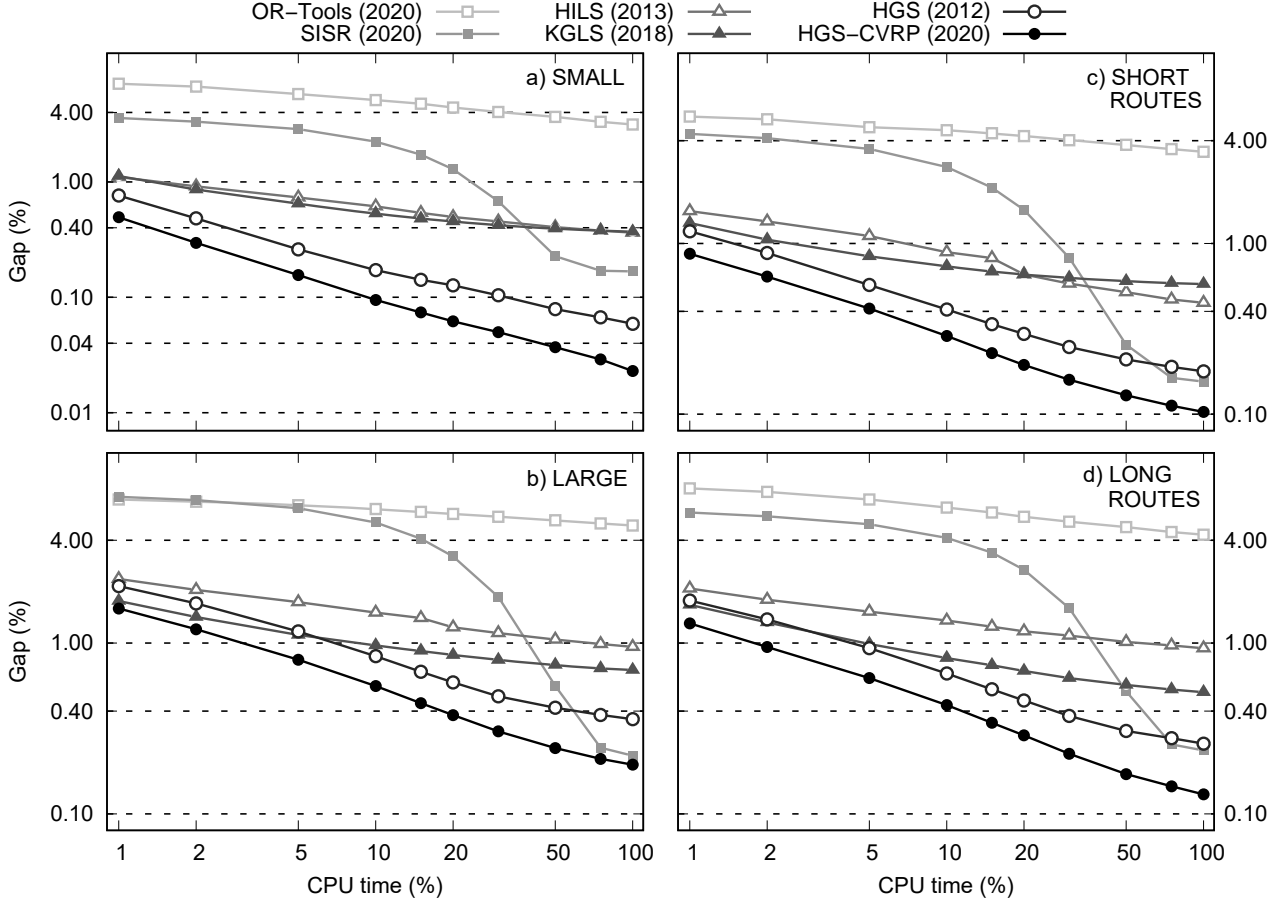


Figure 4: Convergence of the algorithms over time for different subgroups of instances

As visible in Figures 3–4, the relative rank of the algorithms in terms of solution quality remains generally stable over time, except for SISR which converges towards high-quality solutions only later in the run. This behavior is due to its simulated-annealing acceptance criterion (with an exponential temperature decay), which favors exploration during the earlier phases of the search and only triggers convergence when the temperature is low enough. We observe that HGS-CVRP outperforms HGS and the other algorithms at any point in time (from 1% to 100%) and that Swap* positively impacts the search even at early stages. KGLS finds good quality solutions in general, but it does not converge faster than other approaches as originally claimed. HILS performs better on instances with short routes, due to the increased effectiveness of its set-partitioning component in that regime. Finally, SISR achieves its peak performance on larger instances, confirming the original observations of the authors.

Analysis of the SWAP* neighborhood. To conclude our analysis, Figure 5 displays the share

of the computational time dedicated to the exploration of each neighborhood (RELOCATE and variants thereof involving consecutive node pairs, SWAP and variants thereof involving consecutive node pairs, 2-OPT, 2-OPT*, and SWAP*), as well as the relative proportion of moves of each type applied during the first loop of the local search (the first time these moves are tried for a given solution) and during the rest of the local search (once the most “obvious” local search moves have been already applied). These figures are based on run statistics collected during ten executions on six instances with diverse characteristics from the extended “sensitivity analysis” benchmark of Uchoa et al. (2017). The characteristics of these instances are summarized in Table 4, in which r represents the expected number of customers in the routes.

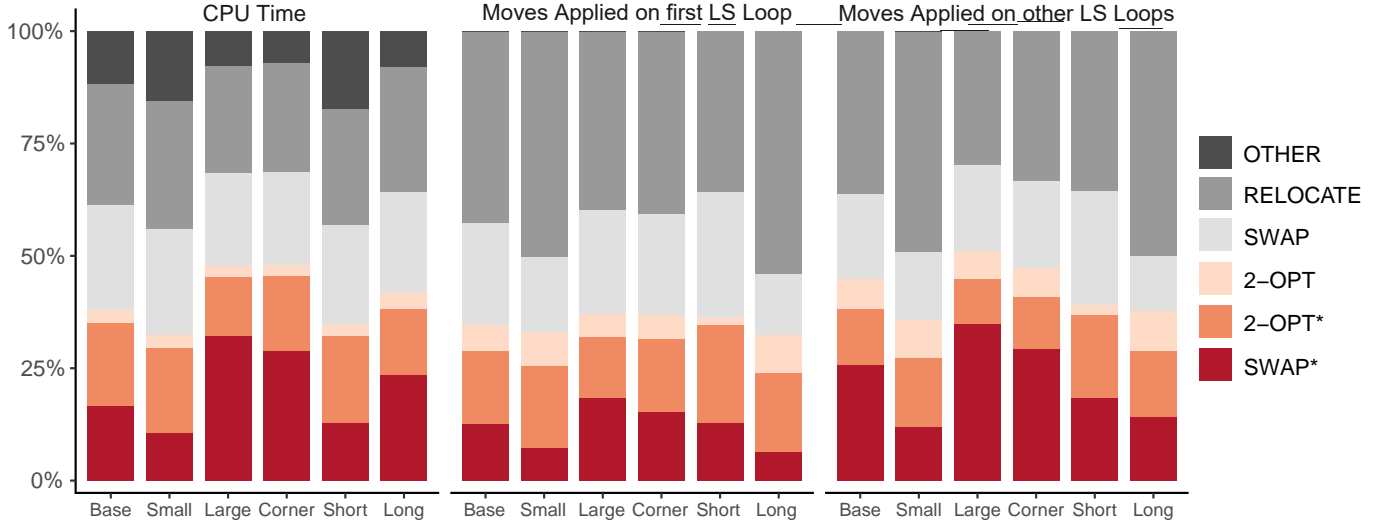


Figure 5: Statistics on the use of the neighborhoods of HGS-CVRP

Table 4: Characteristics of the instances used in the sensitivity analysis

Instance	n	Depot	r
Base	200	Centered	[9,11]
Small	100	Centered	[9,11]
Large	600	Centered	[9,11]
Corner	200	Corner	[9,11]
Short	200	Centered	[3,5]
Long	200	Centered	[21,22]

As visible in Figure 4, the share of the computational time of HGS-CVRP dedicated to the exploration of the SWAP* neighborhood does not exceed 32%, confirming the effectiveness of the proposed exploration and move filtering strategies which permit to limit the complexity of this

neighborhood search. This is a significant achievement, given that this neighborhood is much larger than classic neighborhoods (e.g., RELOCATE or SWAP). According to our experiments, SWAP* is responsible for approximately 15% of the solution improvements. It also produces a larger proportion of improvements at later stages of the local search, when it is more difficult to find improving moves.

Some instance characteristics directly impact the performance of the neighborhoods. Instances with a larger number of customers or a depot location in the corner have proportionally more SWAP* moves due to the proposed move filtering strategy based on arc circles. Consequently, the CPU time consumption and the number of applied moves tend to be higher in these situations. The SWAP* neighborhood is also more effective when the routes contain fewer customers on average, as it finds a larger share of improvements in a smaller computational effort in proportion. Indeed, improving SWAP* moves often correspond to pairs of RELOCATE moves that are individually improving but infeasible due to capacity limits, a recurrent case when optimizing many short routes.

6 Conclusions

This paper helped to fulfill two important goals: 1) facilitating future research by providing a simple, state-of-the-art code base for the CVRP; and 2) introducing a neighborhood called SWAP* along with pruning and exploration strategies that permit an efficient search in a time similar to smaller neighborhoods such as SWAP, RELOCATE or 2-OPT*. We conducted an extensive computational campaign to compare the convergence of the proposed HGS-CVRP algorithm with that of the original HGS (Vidal et al. 2012) and other algorithms provided to us by their authors, using the same computational platform. These analyses demonstrate that HGS-CVRP stands as the leading metaheuristic in terms of solution quality and convergence speed while remaining conceptually simple. As visible in these results, SWAP* largely contribute to the search performance, especially at later stages of the local searches when improving moves are more difficult to find.

For future research, we recommend pursuing general research on the complexity of neighborhood explorations. For the CVRP, we can indeed argue that recent improvements in heuristic solution methods are due to more efficient and focused local searches rather than new metaheuristic concepts. Moreover, new breakthroughs are still being regularly made on the theoretical aspects of neighborhood search (see, e.g., De Berg et al. 2016). We also insist on the role of simplification in experimental design and scientific reasoning. While revisiting HGS and specializing it to the CVRP, we did systematic tests to retain only the most essential elements. Indeed, solution quality gains can almost always be achieved at the cost of having a method that is more convoluted and difficult to reproduce. Certainly, HGS-CVRP could be improved by dedicating a small fraction of

its search effort into an additional set-partitioning component, additional decomposition phases, or mutation steps inspired by ruin-and-recreate. Nevertheless, we refrained from pushing further in that direction yet, as the goal of heuristic design should be to 1) identify methodological concepts that are as simple and effective as possible, and 2) to properly understand the role of each component. Therefore, we hope that the release of HGS-CVRP will contribute towards a general better understanding of heuristics for difficult combinatorial optimization problems.

Acknowledgments

The author would like to acknowledge Florian Arnold, Fernando Obed, and Anand Subramanian for kindly giving access to their source code for the experiments of this paper. Additional thanks are due to Alberto Santini for general advice on the C++ implementation of this algorithm. for many insightful C++ tips. This research has been partially funded by CAPES, CNPq [grant number 308528/2018-2], and FAPERJ [grant number E-26/202.790/2019] in Brazil. This support is gratefully acknowledged.

References

- Aiex, R.M., M.G.C. Resende, C.C. Ribeiro. 2007. TTT plots: A Perl program to create time-to-target plots. *Optimization Letters* **1**(4) 355–366.
- Arnold, F., K. Sörensen. 2018. What makes a VRP solution good? The generation of problem-specific knowledge for heuristics. *Computers & Operations Research* **106** 280–288.
- Beasley, J.E. 1983. Route first-cluster second methods for vehicle routing. *Omega* **11**(4) 403–408.
- Christiaens, J., G. Vanden Berghe. 2020. Slack induction by string removals for vehicle routing problems. *Transportation Science* **54**(2) 299–564.
- De Berg, M., K. Buchin, B.M.P. Jansen, G. Woeginger. 2016. Fine-grained complexity analysis of two classic TSP variants. *43rd International Colloquium on Automata, Languages, and Programming, ICALP 2016, 11–15 July 2016, Rome, Italy*. 5:1–5:14.
- Glover, F., J.-K. Hao. 2011. The case for strategic oscillation. *Annals of Operations Research* **183**(1) 163–173.
- Guillen, F.O., M. Gendreau, J.-Y. Potvin, T. Vidal. 2020. A ruin & recreate ant colony system algorithm for the capacitated vehicle routing problem. Working Paper. CIRRELT.
- Kendall, G., R. Bai, J. Błazewicz, P. De Causmaecker, M. Gendreau, R. John, J. Li, B. McCollum, E. Pesch, R. Qu, N. Sabar, G. Vanden Berghe, A. Yee. 2016. Good laboratory practice for optimization research. *Journal of the Operational Research Society* **67** 676–689.
- Laporte, G., S. Ropke, T. Vidal. 2014. Heuristics for the vehicle routing problem. P. Toth, D. Vigo, eds., *Vehicle Routing: Problems, Methods, and Applications*, chap. 4. Society for Industrial and Applied Mathematics, 87–116.

- Moscato, P., C. Cotta. 2010. A modern introduction to memetic algorithms. M. Gendreau, J.-Y. Potvin, eds., *Handbook of Metaheuristics*, vol. 146. Springer, New York, 141–183.
- Oliver, I., D. Smith, J.R. Holland. 1987. A study of permutation crossover operators on the traveling salesman problem. J. Grefenstette, ed., *Genetic Algorithms and their Applications: Proceedings of the Second International Conference*. 224–230.
- Prins, C. 2004. A simple and effective evolutionary algorithm for the vehicle routing problem. *Computers & Operations Research* **31**(12) 1985–2002.
- Subramanian, A., E. Uchoa, L.S. Ochi. 2013. A hybrid algorithm for a class of vehicle routing problems. *Computers & Operations Research* **40**(10) 2519–2531.
- Talbi, El Ghazali. 2009. *Metaheuristics: From Design to Implementation*. John Wiley & Sons.
- Toth, P., D. Vigo, eds. 2014. *Vehicle Routing: Problems, Methods, and Applications*. 2nd ed. Society for Industrial and Applied Mathematics, Philadelphia.
- Uchoa, E., D. Pecin, A. Pessoa, M. Poggi, A. Subramanian, T. Vidal. 2017. New benchmark instances for the capacitated vehicle routing problem. *European Journal of Operational Research* **257**(3) 845–858.
- Vidal, T. 2016. Technical note: Split algorithm in $O(n)$ for the capacitated vehicle routing problem. *Computers & Operations Research* **69** 40–47.
- Vidal, T. 2017. Node, edge, arc routing and turn penalties: Multiple problems – One neighborhood extension. *Operations Research* **65**(4) 992–1010.
- Vidal, T., T.G. Crainic, M. Gendreau, N. Lahrichi, W. Rei. 2012. A hybrid genetic algorithm for multidepot and periodic vehicle routing problems. *Operations Research* **60**(3) 611–624.
- Vidal, T., T.G. Crainic, M. Gendreau, C. Prins. 2014. A unified solution framework for multi-attribute vehicle routing problems. *European Journal of Operational Research* **234**(3) 658–673.
- Vidal, T., T.G. Crainic, M. Gendreau, C. Prins. 2015. Time-window relaxations in vehicle routing heuristics. *Journal of Heuristics* **21**(3) 329–358.
- Vidal, T., G. Laporte, P. Matl. 2020. A concise guide to existing and emerging vehicle routing problem variants. *European Journal of Operational Research* **286** 401–416.
- Vidal, T., N. Maculan, L.S. Ochi, P.H.V. Penna. 2016. Large neighborhoods with implicit customer selection for vehicle routing problems with profits. *Transportation Science* **50**(2) 720–734.
- Vidal, T., R. Martinelli, T.A. Pham, M.H. Hà. 2021. Arc routing with time-dependent travel times and paths. *Transportation Science*, *In Press* .
- Zachariadis, E.E., C.T. Kiranoudis. 2010. A strategy for reducing the computational complexity of local search-based methods for the vehicle routing problem. *Computers & Operations Research* **37**(12) 2089–2105.