

# SegGroup: Seg-Level Supervision for 3D Instance and Semantic Segmentation

An Tao<sup>1</sup>Yueqi Duan<sup>2</sup>Yi Wei<sup>1</sup>Jiwen Lu<sup>1</sup>Jie Zhou<sup>1</sup><sup>1</sup>Tsinghua University<sup>2</sup>Stanford University

## Abstract

Most existing point cloud instance and semantic segmentation methods heavily rely on strong supervision signals, which require point-level labels for every point in the scene. However, strong supervision suffers from large annotation cost, arousing the need to study efficient annotating. In this paper, we propose a new form of weak supervision signal, namely seg-level labels, for point cloud instance and semantic segmentation. Based on the widely-used over-segmentation as pre-processor, we only annotate one point for each instance to obtain seg-level labels. We further design a segment grouping network (SegGroup) to generate pseudo point-level labels by hierarchically grouping the unlabeled segments into the relevant nearby labeled segments, so that existing methods can directly consume the pseudo labels for training. Experimental results show that our SegGroup achieves comparable results with the fully annotated point-level supervised methods on both point cloud instance and semantic segmentation tasks and outperforms the recent scene-level and subcloud-level supervised methods significantly.

## 1. Introduction

Recent years have witnessed significant progress on analyzing different 3D geometric data structures, including point cloud [42, 44], mesh [16, 46], voxel grid [43, 57], multi-view [9, 49] and implicit function [39, 37, 11]. Due to the popularity of varying scanning devices, 3D point cloud data becomes very easy to obtain and thus arouses more and more attention. Recently, many deep learning methods have been proposed to directly operate on point clouds and have achieved encouraging performance [42, 44, 56, 53, 50].

Point cloud instance and semantic segmentation are two fundamental but challenging tasks in 3D understanding. Given a point cloud, instance segmentation aims to find all existing objects and mark each object with a unique instance label and a semantic class, while semantic segmentation only predicts semantic classes. In the past few years, there has been a rapid performance growth of point cloud instance

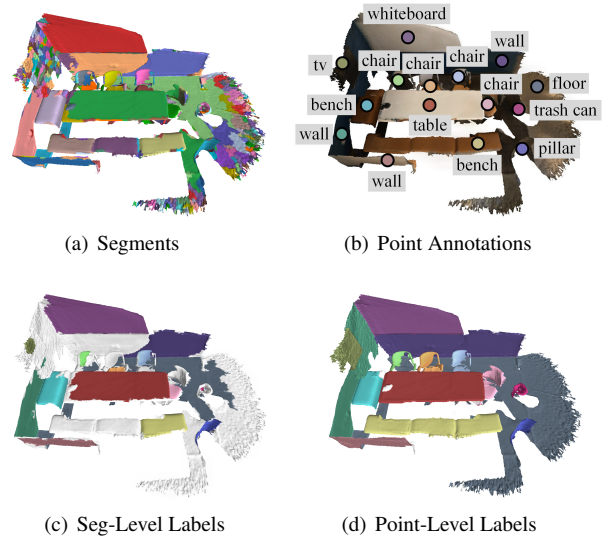


Figure 1. Illustration of annotation process for seg-level label. (a) Given a scene, we first perform over-segmentation to get segments as data pre-processing step. (b) We click on one point per instance to annotate semantic classes and instance IDs. (c) Then, we map point annotations into segments to obtain seg-level labels. (d) Compared with point-level labels, seg-level labels only require 4.57% annotation time to label 31.06% points.

and semantic segmentation with the strong supervision of per-point labels [52, 62, 17, 60, 25, 7]. However, it is highly time-consuming to annotate all the points in point clouds. For example, ScanNet [8] is a widely used large-scale real-world indoor dataset containing 1,613 scenes, where each scene has 150,000 points on average. Even though ScanNet adopts over-segmentation to reduce the annotation workload, it still needs about 22.3 minutes to annotate all the segments in a scene. With the rapid growth of the unlabeled 3D point cloud data in real-world applications, it is necessary to study efficient annotating.

To alleviate the need for detailed point-level annotations, we focus on weak supervision in point cloud instance and semantic segmentation, which is far easier to obtain. Few prior works study weak supervision in point cloud segmen-

tation [54, 59], where scene-level label and subcloud-level label are two recent weak label forms [54]. Scene-level labels indicate the semantic classes appearing in a point cloud scene, while subcloud-level labels indicate the semantic classes appearing in a spherical subcloud sampled from a point cloud. Although these two weak label forms reduce annotation effort significantly, they cannot provide any instance-specific information, which makes them not suitable for point cloud instance segmentation.

In this paper, we propose a new form of weak supervision signal, namely seg-level labels, for point cloud instance and semantic segmentation. As illustrated in Figure 1, seg-level labels are a set of annotated segments with semantic classes. Following the labeling strategy of full labels in ScanNet, we first perform over-segmentation to obtain segments as pre-processing. Unlike 2D images which usually face occlusions and lightening variances, 3D data structures are very suitable for over-segmentation for their apparent boundaries between different simple geometry parts. Then, we click on one point per instance to give annotation and extend these annotations into corresponding segments as seg-level labels. As a result, in seg-level annotation we only label one segment for each instance. The key advantages of our seg-level supervision lie in the following two aspects: 1) Seg-level labels are time efficient as they only require to annotate in essence one point per instance. Comparing to the recent subcloud-level labels which still need 3 minutes to annotate one scene in ScanNet, our seg-level labels only take 1 minute. Besides, seg-level labels only require 4.57% annotation time to label 31.06% points with the full exploitation of over-segmentation, which are cost-efficient in contrast to the fully annotated point-level labels. 2) As seg-level labels are annotated per instance, they provide relatively precise instance locations and thus can be easily used in both instance and semantic segmentation. In comparison, scene-level and subcloud-level supervision are only suited for semantic segmentation.

To learn point cloud instance and semantic segmentation under seg-level supervision, we propose a segment grouping network (SegGroup) to generate pseudo labels for the remaining unannotated points. More specifically, we group unlabeled segments into the relevant nearby labeled segments and conduct the grouping operation hierarchically. Before each grouping step, we design a Graph Convolution Network (GCN) [28] to update the representation of each segment by aggregating representations of its similar neighbors. With the generated pseudo point-level labels, the existing methods can directly consume these labels for training. Experimental results illustrate the effectiveness of our SegGroup on both point cloud instance and semantic segmentation tasks. With the generated pseudo labels, existing point cloud segmentation methods achieve competitive results with the strong point-level labels.

## 2. Related Work

**Point Cloud Segmentation.** Approaches on point cloud semantic segmentation can be mainly classified into two categories: voxel-based [14, 7, 6] and point-based [42, 44, 53, 50, 56]. Voxel-based approaches voxelized point clouds into 3D grids in order to apply powerful 3D CNNs, while point-based approaches directly design models on point clouds to learn per-point local features. Recent methods on point-based scheme include neighbouring feature pooling [22, 65, 64, 19], graph message passing [47, 51, 33], attention-based aggregation [58, 61], and kernel-based convolution [50, 48, 56]. For point cloud instance segmentation, there are two common strategies to find instances in 3D scenes: detection-based [60, 62, 17] and segmentation-based [52, 40, 32, 25, 12, 15]. Detection-based approaches first extract 3D bounding boxes using object detection techniques, and then inside each box find the object mask. By contrast, segmentation-based approaches first predict semantic labels for each point with a semantic segmentation framework, and then groups points into different objects.

While most existing methods heavily rely on strong point-level labels, only a few works have studied weakly supervised point cloud semantic segmentation. Wei *et al.* [54] proposed scene-level labels to indicate the semantic classes appearing in a point cloud scene, and subcloud-level labels to indicate the semantic classes appearing in a spherical subcloud sampled from a given point cloud. Xu *et al.* [59] studied point cloud semantic segmentation under partially labeled points. However, all these weak supervision forms cannot provide any instance-specific information, which makes them not suitable for point cloud instance segmentation. In contrast, our seg-level labels are annotated per instance and thus can be easily adopted in both instance and semantic segmentation.

**Weakly Supervised Image Segmentation.** Many works have been proposed for weakly supervised image segmentation, where image-level supervision [2, 23, 41, 38, 66, 1, 67, 3] and bounding box supervision [10, 31, 27, 18, 27] are two major lines in both instance and semantic segmentation. Image-level labels indicate the semantic classes appearing in an image. A common strategy for image-level supervised segmentation is to train a classification model to recover class activation maps [66, 29, 23, 55] and then use them as pseudo labels to train a segmentation model. In contrast, bounding boxes frame every object with semantic labels, alleviating the need to estimate class activation maps. Segmentation masks can further be refined by heuristic cues [27, 45] or mean-field inference [30, 38]. There are also some other weak supervision forms. For example, Bearman *et al.* [4] proposed point labels to point out the location of each object. Lin *et al.* [36] proposed scribble labels by dragging the cursor in the center of the objects.

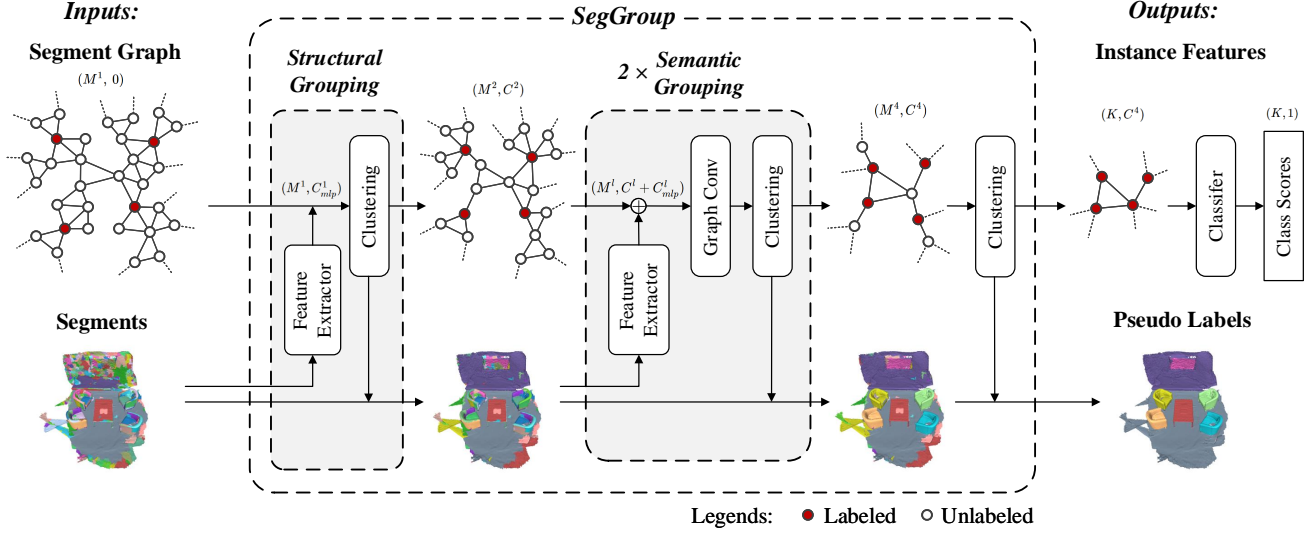


Figure 2. The Structure of our SegGroup network. The inputs of the SegGroup network consist of a segment graph and the corresponding point cloud segments. Each node in the graph is attached with a feature vector, representing a unique point cloud segment. Label information is extended from segments into nodes where the red color indicates labeled nodes. Edges in the graph denote the connected segments that are adjacent in the scene and the lengths of edges represent the similarity of segments. We design three grouping layers followed with a clustering step to group segments into instances by clustering nodes in the graph hierarchically.

### 3. Approach

In this section, we first describe the seg-level annotations for point cloud instance and semantic segmentation. Then, we detail our SegGroup network to generate pseudo point-level labels from the annotated seg-level labels. Finally, we introduce the implementation details.

#### 3.1. Seg-Level Annotation

Different from point-level labels that annotate every point in the scene, seg-level labels only annotate one point cloud segment per instance.<sup>1</sup> Following the labeling strategy of full labels in ScanNet [8], we first employ a normal-based graph cut method [13, 26] to perform over-segmentation on the mesh to obtain segments as pre-processing. Unlike 2D images that may suffer from occlusions and lightning variances, 3D data structures usually have clear boundaries between different simple geometry parts thereby easier to perform over-segmentation. Then, the annotators click on one point per instance to annotate the instance IDs and semantic classes. As the whole scene is pre-processed by over-segmentation, each annotated point corresponds to its belonging segment so that we will have one labeled segment for each instance. Finally, we sample points from the mesh to obtain seg-level labeled point clouds.

<sup>1</sup>If an object instance is divided into several unconnected large parts, we annotate one point on each of them.

#### 3.2. SegGroup

To learn point cloud instance and semantic segmentation models with seg-level supervision, we design a segment grouping network (SegGroup) to generate pseudo labels for the remaining unlabeled points. Figure 2 shows the structure of our SegGroup network. Given an over-segmented point cloud scene, we build a segment graph where each node denotes a unique segment and the edge shows the adjacency between two neighboring segments in the scene. We extend the label information of each segment to the corresponding node in the graph. In our seg-level supervision, as only a small portion of nodes are annotated at the beginning, the goal is to group all unlabeled nodes into the relevant nearby labeled nodes to create pseudo labels.

**Grouping Layer.** We design three grouping layers followed with a clustering step to group segments into instances by clustering nodes in the graph hierarchically. The first layer is a structural grouping layer, whose objective is to group similarly structured segments into one segment to reduce the computational costs of the subsequent grouping layers. The second and third layers are semantic grouping layers. The semantic and structural grouping layers are almost the same except that the semantic grouping layer has an additional graph convolution network. Figure 3 shows the structure of the semantic grouping layer.

The inputs of the  $l$ -th layer consist of a segment graph with  $M^l$  nodes as well as its corresponding  $M^l$  point cloud segments. Each node is represented by a  $C^l$ -dim vector

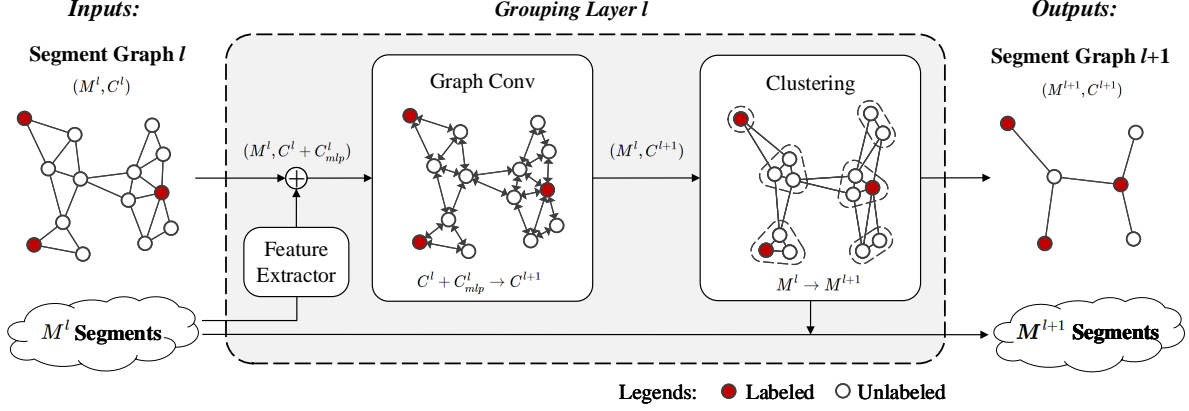


Figure 3. The Structure of a grouping layer. The inputs consist of a segment graph in layer  $l$  as well as the corresponding point cloud segments. Same as the settings in Figure 2, each node in the graph represents a unique point cloud segment. In the grouping layer, the node features are first concatenated with segment features from point cloud by a feature extractor, and then updated by a graph convolution network. Finally, a clustering algorithm groups similar segments into new segments according to node features.

which is considered as the node feature. For each point cloud segment, we also use a shared EdgeConv [53] network to obtain a segment feature, which serves as a local feature learning module. By segment grouping, small segments are gradually clustered into large segments, so that the receptive field of each local feature also becomes larger and larger accordingly.

**Feature Updates.** At each grouping layer, we first concatenate the node features with the segment features extracted from point cloud segments. Then, we update the node features with a graph convolution network (GCN) [28]. The goal of GCN is to semantically narrow down the difference between nodes belonging to the same instance and expend the difference between nodes belonging to different instances. Given a node feature  $\vec{h}_i$  and its adjacent neighbor node feature  $\vec{h}_j$ , the similarity coefficient  $e_{ij}$  is computed according to the distance between  $\vec{h}_i$  and  $\vec{h}_j$ :

$$e_{ij} = \exp(-\lambda \|\vec{h}_i - \vec{h}_j\|_2) \quad (1)$$

where  $\lambda$  is a positive parameter to control the slope. A small distance indicates similar node features, which leads to a large coefficient. If  $i = j$ , the coefficient  $e_{ii} = 1$ . To make coefficients easily comparable across different nodes, we normalize them across all choices of  $j$ :

$$a_{ij} = \frac{e_{ij}}{e_{ii} + \sum_{k \in \mathcal{N}_i} e_{ik}} \quad (2)$$

where  $\mathcal{N}_i$  is the neighborhood of node  $i$  in the graph. The normalized similarity coefficients are used to compute a linear combination of adjacent segment features. After a shared linear transformation parametrized by a weight matrix  $\mathbf{W}$  and a nonlinearity  $\sigma$ , the output node feature  $\vec{h}'_i$  is

finally computed as:

$$\vec{h}'_i = \sigma \left( a_{ii} \mathbf{W} \vec{h}_i + \sum_{j \in \mathcal{N}_i} a_{ij} \mathbf{W} \vec{h}_j \right) \quad (3)$$

In grouping layer  $l$ , the dimension of  $\vec{h}_i$  is  $C^l + C^l_{mlp}$ , and the dimension of  $\vec{h}'_i$  is  $C^{l+1}$ .

**Node Clustering.** We design a clustering algorithm to group similar neighboring segments into one node, so that each new node would contain multiple segments which are close to each other in the feature space. Algorithm 1 shows the detailed procedure to produce  $M^{l+1}$  clusters from  $M^l$  nodes. We first initialize each node with a separate cluster and also assign the label information (labeled or unlabeled) to the clusters. Then, we gradually group various nodes into clusters. More specifically, for each edge in the graph, we first check whether the corresponding nodes are in the same cluster or assigned with different labels. If not, we merge the two clusters that the nodes belong to and update label information when the distance between the node features is smaller than a threshold  $e_\tau$ . Finally, we group nodes and point cloud segments into larger ones according to the clustering results. We transform the label information from clusters to new nodes and perform a max-pooling operation to obtain each new node feature from old ones on each cluster.

**Pseudo Label Generation.** After three grouping layers, we group all unlabeled nodes in the graph into nearby relevant nodes to generate instance proposals. Similar to the clustering stage in the grouping layer, we first initialize the nodes with separate clusters and assign labels for them. Then, we search for the most similar neighboring cluster for each unlabeled cluster and merge them into a larger one.



---

**Algorithm 1** Node Clustering

---

**Input:** Nodes  $\{n_i\}_{i=1}^{M^l}$ , node labels  $\{y_i\}_{i=1}^{M^l}$ , edges  $\{o_k\}_{k=1}^{P^l}$ , distance threshold  $e_\tau$ .  
**Output:** Clusters  $\{C_i\}_{i=1}^{M^{l+1}}$ , cluster labels  $\{z_i\}_{i=1}^{M^{l+1}}$ .

- 1: **for** every node  $n_i$  **do**
- 2:    $C_i = \{n_i\}$    // initialize clusters
- 3:    $z_i = y_i$    // initialize cluster labels
- 4: **for** every edge  $o_k = (n_a, n_b)$  **do**
- 5:   Find  $n_a \in C_p, n_b \in C_q$
- 6:   **if**  $C_p \neq C_q$  **then**
- 7:     continue   // belong to same cluster
- 8:   **if**  $z_p \neq \text{None}$  and  $z_q \neq \text{None}$  **then**
- 9:     continue   // both clusters are labeled
- 10:   **if**  $\text{dist}(n_a, n_b) < e_\tau$  **then**
- 11:      $C_p = C_p \cup C_q$    // merge clusters
- 12:     Delete  $C_q$
- 13:     **if**  $z_q \neq \text{None}$  **then**
- 14:        $z_p = z_q$    // update cluster label
- 15:     Delete  $z_q$
- 16: Obtain  $M^{l+1}$  clusters and labels
- 17: Sort indexes into  $1 \sim M^{l+1}$
- 18: **return**  $\{C_i\}_{i=1}^{M^{l+1}}, \{z_i\}_{i=1}^{M^{l+1}}$

---

After traversing until all the unlabeled nodes are grouped into labeled clusters, we obtain a graph with new nodes and features. Finally, all point cloud segments are grouped into labeled instances according to the clustering results, so that we assign all the points with pseudo labels.

**Network Training.** The SegGroup network outputs a graph containing  $K$  node features and the corresponding  $K$  point cloud instances. For each feature, we use a classifier network to obtain a score of labeled semantic class for back-propagation. After the training process of SegGroup network, the output pseudo labels are used in the strong supervised instance and semantic point cloud segmentation.

### 3.3. Implementation Details

There are slight differences among the three feature extractors in the SegGroup network. For the extractor in the structural grouping layer, we first sample 64 points in each segment with farthest point sampling (FPS) and normalize them into a unit sphere. Therefore, the input 6-dim point cloud vectors (XYZ and RGB) only retain geometry and color information which is used to group similarly structured segments into one segment. After extracting local features for each point in EdgeConv, we conduct both a max-pooling and average-pooling on point clouds to obtain 128-dim features. The feature extractors in semantic grouping layers are standard EdgeConv. Besides XYZ and RGB, we also use an additional 3-dim centered coordinates based on

its belonged segment to represent each point. The feature extractor in the first semantic layers extracts 64-dim features with one shared multi-layer perceptron (MLP) layer (64), while the extractor in the second layer adopts two shared MLP layers (64, 64) to obtain 64-dim features. In all GCNs, we set the output feature dimension the same as the input dimension and  $\lambda = 1/8$ . The threshold  $e_\tau$  for clustering is set as 6, 2, 2 in all the grouping layers. As in every layer the node features are concatenated with new segment features, the output feature dimension of the SegGroup network is  $128 + 64 + 64 = 256$ . Then, the classifier obtains class scores with two fully-connected layers. We apply dropout with a keep probability of 0.5 in the classifier. All layers in the feature extractors and the classifier include LeakyReLU and batch normalization. In the network training, we use SGD [5] to optimize the SegGroup network with the learning rate as 0.1 and momentum as 0.9. We train the network for 6 epochs in a batch size of 8.

## 4. Experiments

In this section, we first evaluate the accuracy of the generated pseudo labels compared with ground truth labels. Then, we use the pseudo labels to train point cloud instance and semantic segmentation networks respectively, and test their performance. Finally, we compare the annotation efficiency of different label forms with a fixed labeling time.

We adopted the ScanNet [8] dataset to conduct our experiment. ScanNet is a widely used large-scale real-world indoor 3D dataset, containing 1,201 training scenes, 312 validation scenes, and 100 hidden test scenes. The dataset has 40 object classes, and the evaluation of semantic segmentation is conducted on 20 classes. For instance segmentation, the wall and floor classes are ignored and only 18 classes are used for evaluation. We annotated seg-level labels in all the 40 classes, where we trained the SegGroup network on these labeled classes. We report the results on 18 classes for instance segmentation tasks and 20 classes for semantic segmentation tasks.

### 4.1. Pseudo Label Evaluation

We first evaluated the generated pseudo labels by instance and semantic IoUs. Table 1 and 2 show the class-specific instance and semantic IoU results of the pseudo labels on the ScanNet training set. The instance IoUs are calculated per instance in different classes, while the semantic IoUs are calculated per semantic class. Because of the different calculation metrics, the semantic IoUs in Table 2 are slightly higher than the instance IoUs in Table 1. We also tested the pseudo labels generated in every layer of the SegGroup network. As the seg-level labels are gradually spread to other unlabeled segments through the grouping layers, some segments would remain unlabeled if we directly use the outputs from previous layers before the final

Table 1. The class-specific instance IoUs (%) of the generated pseudo labels on ScanNet training set.

Ins IoU	Label	cab	bed	chair	sofa	table	door	wind	bkshf	pic	cntr	desk	curt	fridge	showr	toil	sink	bath	ofurn	Mean
Layer 1	Seg	32.5	20.9	21.4	14.7	37.1	40.6	13.5	10.8	<b>48.5</b>	37.0	25.2	7.5	27.7	15.9	16.8	25.5	23.3	1.1	23.3
Layer 2	Seg	45.1	32.6	32.2	26.0	50.8	58.4	34.6	18.6	44.5	47.3	38.5	53.3	43.1	71.6	24.9	32.2	27.6	3.7	38.1
Layer 3	Seg	49.3	35.9	41.3	33.8	53.1	59.2	40.6	25.1	43.7	48.4	39.9	57.0	49.4	72.1	31.7	36.9	29.5	5.8	41.8
Layer 4	Seg	50.1	36.0	47.5	35.2	55.7	59.4	41.3	25.9	44.7	48.7	40.6	57.4	50.9	72.2	36.6	42.3	30.1	6.7	43.4
SegGroup	Seg	<b>62.9</b>	<b>52.4</b>	<b>67.2</b>	<b>61.0</b>	<b>66.5</b>	<b>62.1</b>	<b>56.2</b>	<b>43.2</b>	44.4	<b>50.1</b>	<b>49.2</b>	<b>63.4</b>	<b>69.9</b>	<b>74.4</b>	<b>73.7</b>	<b>49.2</b>	<b>55.4</b>	<b>59.5</b>	<b>58.9</b>

Table 2. The class-specific semantic IoUs (%) of the generated pseudo labels on ScanNet training set.

Sem IoU	Label	wall	floor	cab	bed	chair	sofa	table	door	wind	bkshf	pic	cntr	desk	curt	fridge	showr	toil	sink	bath	ofurn	Mean
MPRM [54]	Scene	47.3	41.1	10.4	43.2	25.2	43.1	21.9	9.8	12.3	45.0	9.0	13.9	21.1	40.9	1.8	29.4	14.3	9.2	39.9	10.0	24.4
MPRM [54]	Subcloud	58.0	57.3	33.2	<b>71.8</b>	50.4	<b>69.8</b>	47.9	42.1	44.9	<b>73.8</b>	28.0	21.5	49.5	<b>72.0</b>	38.8	44.1	42.4	20.0	48.7	34.4	47.4
Layer 1	Seg	39.3	51.5	32.5	20.9	21.4	14.7	37.1	40.7	13.5	10.8	<b>48.6</b>	37.0	25.2	7.5	27.7	15.9	16.8	25.5	23.3	23.2	26.7
Layer 2	Seg	67.5	83.3	46.1	32.6	33.9	26.5	51.0	63.1	35.2	19.2	44.9	47.6	39.7	58.1	43.1	71.6	24.9	32.5	27.6	39.6	44.4
Layer 3	Seg	69.2	82.3	50.9	35.9	45.1	34.8	53.3	64.6	41.4	26.0	44.1	48.7	41.9	62.1	49.4	72.2	31.7	37.2	29.5	48.2	48.4
Layer 4	Seg	69.3	82.3	50.8	36.0	52.2	36.2	56.0	64.8	42.1	26.8	45.2	49.0	42.7	62.5	50.9	72.2	36.6	42.6	30.1	51.2	50.0
SegGroup	Seg	<b>73.0</b>	<b>85.1</b>	<b>66.1</b>	52.7	<b>76.6</b>	63.3	<b>67.3</b>	<b>69.1</b>	<b>57.4</b>	45.1	45.1	<b>50.8</b>	<b>54.1</b>	69.4	<b>70.2</b>	<b>74.4</b>	<b>73.7</b>	<b>49.9</b>	<b>55.4</b>	<b>64.8</b>	<b>63.2</b>

grouping. Experiments show that the generated pseudo labels are very close to the ground truth labels by annotating one point per instance. From the results on different classes, we observe that our method performs significantly better on the classes of *wall* and *floor* which have simple structures as well as *chair*, *sofa*, *table*, *shower*, *curtain* and *toilet* that are easy to identify and separated from a smooth surface. Table 2 also shows the evaluation results of the pseudo labels generated from scene-level labels and subcloud-level labels by MPRM [54], where our generated pseudo labels outperform them by a large gap. The mean IoU at Layer 1 of SegGroup is already higher than that of the scene-level labels by MPRM.

Besides quantitative results that compare our generated pseudo labels with the ground truth, we also show qualitative visualizations for a more intuitive illustration in Figure 4. In ScanNet, there are still a very small number of points remaining unlabeled for point-level annotation, so that we can also observe some white details in Figure 4(d). By only annotating one point per instance, we obtain the labels for the corresponding segments with a number of points. In contrast to point-level labels, our labeling method is very cost-effective. With the benefit of seg-level labels, our SegGroup network can easily generate qualitative pseudo point-level labels. From the visualization results, we observe that the pseudo labels match the ground-truth labels in almost all the areas.

## 4.2. Point Cloud Instance Segmentation

For the evaluation of point cloud instance segmentation task, we employed PointGroup [25] to train a point cloud instance segmentation model based on the generated pseudo

Table 3. Point cloud instance segmentation results (%) on the ScanNet testing set compared with the point-level supervised methods.

Methods	Conference	AP	AP <sub>50</sub>	AP <sub>25</sub>
Point-Level Supervision:				
OccuSeg [15]	CVPR'20	48.6	67.2	78.8
PointGroup [25]	CVPR'20	40.7	63.6	77.8
3D-MPA [12]	CVPR'20	35.5	61.1	73.7
MTML [32]	ICCV'19	28.2	54.9	73.1
3D-BoNet [60]	NeurIPS'19	25.3	48.8	68.7
3D-SIS [17]	CVPR'19	16.1	38.2	55.8
GSPN [62]	CVPR'19	15.8	30.6	54.4
SGPN [52]	CVPR'18	4.9	14.3	39.0
Seg-Level Supervision:				
SegGroup (PointGroup)	-	27.3	47.9	63.9

labels. Table 3 shows the recent point cloud instance segmentation results on the ScanNet testing set. We use mean average precision (mAP) for the evaluation metric. AP averages the scores with IoU (Intersection of Union) threshold set from 50% to 95% with a step size of 5%, while AP<sub>25</sub> and AP<sub>50</sub> denote the AP scores with IoU threshold set as 25% and 50% respectively. We observe that our seg-level supervised method achieves competitive results with the recent strong supervised methods. However, the seg-level labels only require about 1 minute to annotate one scene in ScanNet on average, while the strong point-level labels need 22.3 minutes.

Besides the experiments above, we also compared the efficiency of different labeling strategies given a fixed annotation time budget on the training set. Table 4 shows point cloud instance segmentation results under point-level and

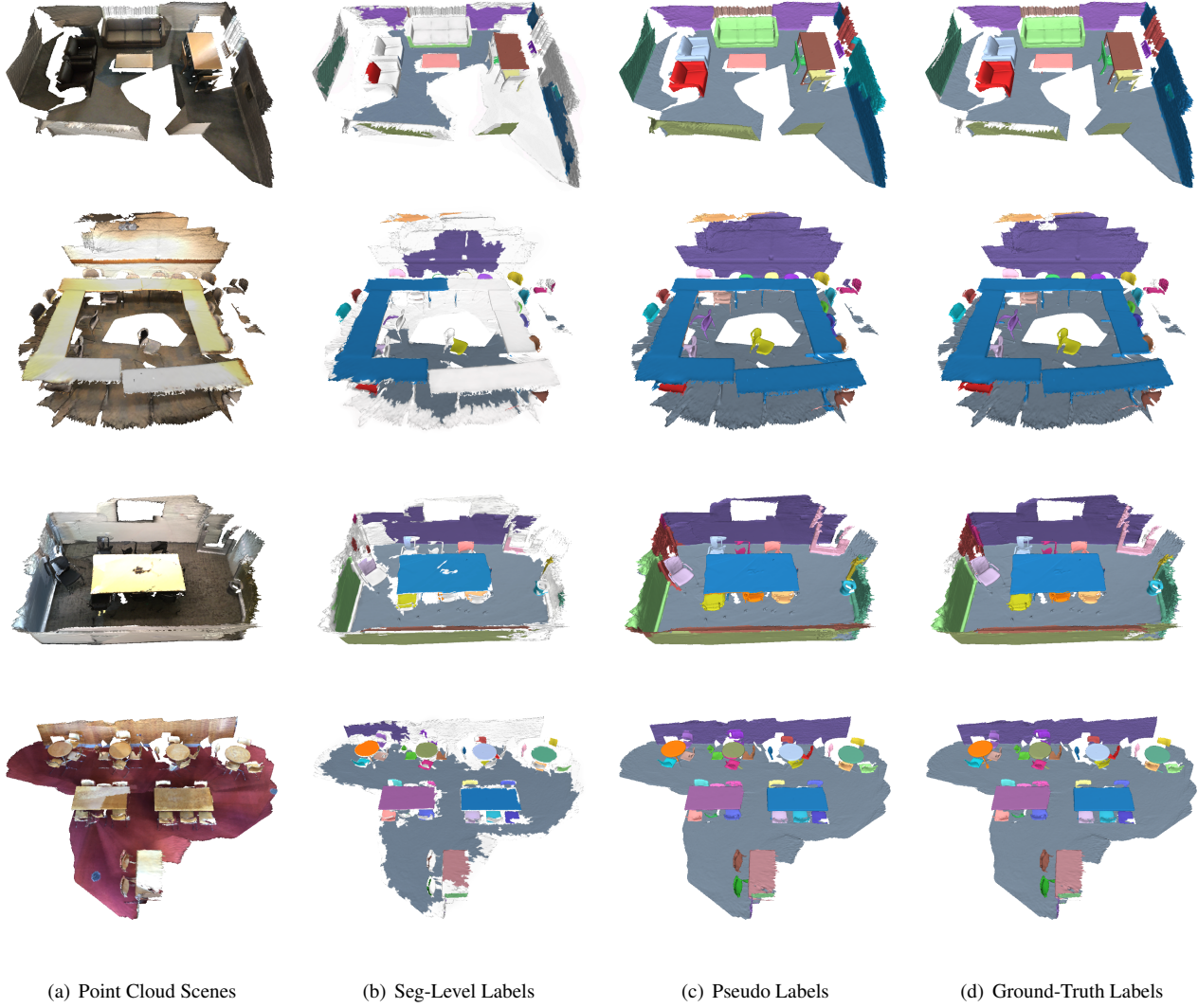


Figure 4. The qualitative visualization results of pseudo label generation. In (b), (c) and (d), various colors indicate different (pseudo) instance labels and points in white are unlabeled. (Best viewed in color.)

seg-level supervision on the ScanNet validation set with different numbers of training scenes. Given the labeling time for the whole training set (1201 scenes) with seg-level labels, only 53 scenes can be annotated with point-level labels. The results show that our seg-level labels obtain much better performance than point-level labels given the same annotation budget for the instance segmentation task.

### 4.3. Point Cloud Semantic Segmentation

For the point cloud semantic segmentation task, we trained KPConv [50] with the generated pseudo labels for evaluation. Table 5 shows the results of both the recent point-level and subcloud-level methods on the ScanNet testing set. We use mIoU (mean Intersection of Union) as the

Table 4. Point cloud instance segmentation results (%) on the ScanNet validation set with a fixed labeling time budget on the training set.

Methods	Scenes	AP	AP <sub>50</sub>	AP <sub>25</sub>
Point-Level Supervision: PointGroup [25]	53	4.7	9.5	19.1
Seg-Level Supervision: SegGroup (PointGroup)	<b>1201</b>	<b>24.8</b>	<b>46.2</b>	<b>64.6</b>

evaluation metric. We observe that our SegGroup significantly outperforms the subcloud-level supervised method with the same KPConv network for semantic segmentation, which shows the effectiveness of the seg-level labels. While

Table 5. Point cloud semantic segmentation results (%) on the ScanNet testing set compared with the point-level and subcloud-level supervised methods.

Methods	Conference	mIoU
Point-Level Supervision:		
OccuSeg [15]	CVPR'20	76.4
JSENet [20]	ECCV'20	69.9
FusionNet [63]	ECCV'20	68.8
KPCConv [50]	ICCV'19	68.4
DCM-Net [46]	CVPR'20	65.8
HPEIN [24]	ICCV'19	61.8
SegGCN [34]	CVPR'20	58.9
TextureNet [21]	CVPR'19	56.6
3DMV [9]	ECCV'18	48.8
PointCNN [35]	NeurIPS'18	45.8
PointNet++ [44]	NeurIPS'17	33.9
ScanNet [8]	CVPR'17	30.6
Subcloud-Level Supervision:		
MPRM (KPCConv) [54]	CVPR'20	41.1
Seg-Level Supervision:		
SegGroup (KPCConv)	-	55.6

subcloud-level labels need 3 minutes to annotate a scene, our seg-level labels only require about 1 minute. Therefore, our SegGroup achieves better semantic segmentation performance with fewer annotation costs compared with the subcloud-level labels. We also achieve comparable results with the strong point-level supervised methods. Considering the huge time cost of the point-level labels, our seg-level supervised method is very competitive.

We also compared the efficiency of different labeling strategies on point cloud semantic segmentation following the settings in Sec. 4.2. Table 6 shows the point cloud semantic segmentation results under different supervisions on the ScanNet validation set with a fixed annotation budget on the training set. Given the labeling time for the whole training set with seg-level labels, only 400 scenes and 53 scenes can be annotated with subcloud-level labels and point-level labels, respectively. Our SegGroup significantly outperforms the point-level and subcloud-level based methods under the same annotation cost. Combining the results in both Table 4 and 6, our seg-level labels provide an optimal trade-off between annotation time and instance and semantic segmentation accuracy.

#### 4.4. Ablation Study

We compared the point cloud instance and semantic segmentation performance using the generated pseudo labels from different layers of SegGroup. Table 7 shows the results of different layers for the proposed PointGroup method, compared with the PointGroup network on the ScanNet validation set. Because PointGroup learns to group points into different objects with instance labels, we also report the semantic segmentation results on the backbone which are

Table 6. Point cloud semantic segmentation results (%) on the ScanNet validation set with a fixed labeling time budget on the training set.

Methods	Scenes	mIoU
Point-Level Supervision:		
KPCConv [50]	53	46.4
Subcloud-Level Supervision:		
MPRM (KPCConv) [54]	400	38.4
Seg-Level Supervision:		
SegGroup (KPCConv)	<b>1201</b>	<b>61.0</b>

Table 7. Point cloud instance segmentation results (%) on the ScanNet validation set compared with the labels generated from different layers. The results of PointGroup [25] trained with point-level labels are reported for reference.

Methods	Label	AP	AP <sub>50</sub>	AP <sub>25</sub>	mIoU
PointGroup [25]	Point	34.8	56.9	71.3	67.3
Layer 1 (PointGroup)	Seg	2.8	6.7	14.4	56.5
Layer 2 (PointGroup)	Seg	8.4	17.9	38.3	56.4
Layer 3 (PointGroup)	Seg	10.7	24.1	48.7	57.2
Layer 4 (PointGroup)	Seg	13.1	29.6	54.5	57.4
SegGroup (PointGroup)	Seg	24.8	46.2	64.6	61.0

trained with both instance and semantic labels. In the table, AP shows the results of instance segmentation while mIoU is for semantic segmentation. As the number of labeled segments increases during pseudo label generation in Table 1 and 2, the segmentation performance in Table 7 becomes better. Only with the input seg-level labels in layer 1, the segmentation model is able to achieve a comparable result on semantic mIoU. We also observe that our seg-level supervised method achieves comparable results with the fully annotated point-level supervised baseline method.

## 5. Conclusion

In this paper, we have proposed a new form of weak supervision signal, namely seg-level labels, for point cloud instance and semantic segmentation. Based on the pre-processing results of over-segmentation, we only annotate one point for each instance and extend the annotations into the corresponding segments. We further design a segment grouping network (SegGroup) to generate point-level pseudo labels by grouping seg-level annotated segments into instances hierarchically. Then, we train the existing point cloud instance and semantic segmentation methods with the generated pseudo labels. Experimental results on both instance and semantic segmentation show that SegGroup effectively generates high-quality pseudo point-level labels from our seg-level annotations, which well balances the annotation cost and segmentation accuracy.



## References

- [1] Jiwoon Ahn, Sunghyun Cho, and Suha Kwak. Weakly supervised learning of instance segmentation with inter-pixel relations. In *CVPR*, 2019. 2
- [2] Jiwoon Ahn and Suha Kwak. Learning pixel-level semantic affinity with image-level supervision for weakly supervised semantic segmentation. In *CVPR*, 2018. 2
- [3] Aditya Arun, CV Jawahar, and M Pawan Kumar. Weakly supervised instance segmentation by learning annotation consistent instances. In *ECCV*, 2020. 2
- [4] Amy Bearman, Olga Russakovsky, Vittorio Ferrari, and Li Fei-Fei. What’s the point: Semantic segmentation with point supervision. In *ECCV*, 2016. 2
- [5] Léon Bottou. Large-scale machine learning with stochastic gradient descent. In *COMPSTAT*, 2010. 5
- [6] Yilun Chen, Shu Liu, Xiaoyong Shen, and Jiaya Jia. Fast point R-CNN. In *ICCV*, 2019. 2
- [7] Christopher Choy, JunYoung Gwak, and Silvio Savarese. 4D spatio-temporal convnets: Minkowski convolutional neural networks. In *CVPR*, 2019. 1, 2
- [8] Angela Dai, Angel X. Chang, Manolis Savva, Maciej Halber, Thomas Funkhouser, and Matthias Nießner. ScanNet: Richly-annotated 3D reconstructions of indoor scenes. In *CVPR*, 2017. 1, 3, 5, 8
- [9] Angela Dai and Matthias Nießner. 3DMV: Joint 3D-multi-view prediction for 3D semantic scene segmentation. In *ECCV*, 2018. 1, 8
- [10] Jifeng Dai, Kaiming He, and Jian Sun. BoxSup: Exploiting bounding boxes to supervise convolutional networks for semantic segmentation. In *ICCV*, 2015. 2
- [11] Yueqi Duan, Haidong Zhu, He Wang, Li Yi, Ram Nevatia, and Leonidas J. Guibas. Curriculum DeepSDF. In *ECCV*, 2020. 1
- [12] Francis Engelmann, Martin Bokeloh, Alireza Fathi, Bastian Leibe, and Matthias Nießner. 3D-MPA: Multi-proposal aggregation for 3D semantic instance segmentation. In *CVPR*, 2020. 2, 6
- [13] Pedro F. Felzenszwalb and Daniel P. Huttenlocher. Efficient graph-based image segmentation. *IJCV*, 2004. 3
- [14] Benjamin Graham, Martin Engelcke, and Laurens Van Der Maaten. 3D semantic segmentation with submanifold sparse convolutional networks. In *CVPR*, 2018. 2
- [15] Lei Han, Tian Zheng, Lan Xu, and Lu Fang. OccuSeg: Occupancy-aware 3D instance segmentation. In *CVPR*, 2020. 2, 6, 8
- [16] Rana Hanocka, Amir Hertz, Noa Fish, Raja Giryes, Shachar Fleishman, and Daniel Cohen-Or. MeshCNN: a network with an edge. *ACM TOG*, 2019. 1
- [17] Ji Hou, Angela Dai, and Matthias Nießner. 3D-SIS: 3D semantic instance segmentation of RGB-D scans. In *CVPR*, 2019. 1, 2, 6
- [18] Cheng-Chun Hsu, Kuang-Jui Hsu, Chung-Chi Tsai, Yen-Yu Lin, and Yung-Yu Chuang. Weakly supervised instance segmentation using the bounding box tightness prior. In *NeurIPS*, 2019. 2
- [19] Qingyong Hu, Bo Yang, Linhai Xie, Stefano Rosa, Yulan Guo, Zhihua Wang, Niki Trigoni, and Andrew Markham. RandLA-Net: Efficient semantic segmentation of large-scale point clouds. In *CVPR*, 2020. 2
- [20] Zeyu Hu, Mingmin Zhen, Xuyang Bai, Hongbo Fu, and Chiew-lan Tai. JSENet: Joint semantic segmentation and edge detection network for 3D point clouds. In *ECCV*, 2020. 8
- [21] Jingwei Huang, Haotian Zhang, Li Yi, Thomas Funkhouser, Matthias Nießner, and Leonidas J. Guibas. TextureNet: Consistent local parametrizations for learning from high-resolution signals on meshes. In *CVPR*, 2019. 8
- [22] Qiangui Huang, Weiye Wang, and Ulrich Neumann. Recurrent slice networks for 3D segmentation of point clouds. In *CVPR*, 2018. 2
- [23] Zilong Huang, Xinggang Wang, Jiasi Wang, Wenyu Liu, and Jingdong Wang. Weakly-supervised semantic segmentation network with deep seeded region growing. In *CVPR*, 2018. 2
- [24] Li Jiang, Hengshuang Zhao, Shu Liu, Xiaoyong Shen, Chi-Wing Fu, and Jiaya Jia. Hierarchical point-edge interaction network for point cloud semantic segmentation. In *ICCV*, 2019. 8
- [25] Li Jiang, Hengshuang Zhao, Shaoshuai Shi, Shu Liu, Chi-Wing Fu, and Jiaya Jia. PointGroup: Dual-set point grouping for 3D instance segmentation. In *CVPR*, 2020. 1, 2, 6, 7, 8
- [26] Andrej Karpathy, Stephen Miller, and Li Fei-Fei. Object discovery in 3D scenes via shape analysis. In *ICRA*, 2013. 3
- [27] Anna Khoreva, Rodrigo Benenson, Jan Hosang, Matthias Hein, and Bernt Schiele. Simple does it: Weakly supervised instance and semantic segmentation. In *CVPR*, 2017. 2
- [28] Thomas N Kipf and Max Welling. Semi-supervised classification with graph convolutional networks. In *ICLR*, 2017. 2, 4
- [29] Alexander Kolesnikov and Christoph H Lampert. Seed, expand and constrain: Three principles for weakly-supervised image segmentation. In *ECCV*, 2016. 2
- [30] Philipp Krähenbühl and Vladlen Koltun. Efficient inference in fully connected crfs with gaussian edge potentials. In *NeurIPS*, 2011. 2
- [31] Viveka Kulharia, Siddhartha Chandra, Amit Agrawal, Philip Torr, and Amrith Tyagi. Box2Seg: Attention weighted loss and discriminative feature learning for weakly supervised segmentation. In *ECCV*. Springer International Publishing, 2020. 2
- [32] Jean Lahoud, Bernard Ghanem, Marc Pollefeys, and Martin R. Oswald. 3D instance segmentation via multi-task metric learning. In *ICCV*, 2019. 2, 6
- [33] Loic Landrieu and Martin Simonovsky. Large-scale point cloud semantic segmentation with superpoint graphs. In *CVPR*, 2018. 2
- [34] Huan Lei, Naveed Akhtar, and Ajmal Mian. SegGCN: Efficient 3D point cloud segmentation with fuzzy spherical kernel. In *CVPR*, 2020. 8
- [35] Yangyan Li, Rui Bu, Mingchao Sun, Wei Wu, Xinhan Di, and Baoquan Chen. PointCNN: Convolution on X-transformed points. In *NeurIPS*, 2018. 8

- [36] Di Lin, Jifeng Dai, Jiaya Jia, Kaiming He, and Jian Sun. Scribblesup: Scribble-supervised convolutional networks for semantic segmentation. In *CVPR*, 2016. 2
- [37] Lars Mescheder, Michael Oechsle, Michael Niemeyer, Sebastian Nowozin, and Andreas Geiger. Occupancy networks: Learning 3D reconstruction in function space. In *CVPR*, 2019. 1
- [38] George Papandreou, Liang-Chieh Chen, Kevin P. Murphy, and Alan L. Yuille. Weakly-and semi-supervised learning of a deep convolutional network for semantic image segmentation. In *ICCV*, 2015. 2
- [39] Jeong Joon Park, Peter Florence, Julian Straub, Richard Newcombe, and Steven Lovegrove. DeepSDF: Learning continuous signed distance functions for shape representation. In *CVPR*, 2019. 1
- [40] Quang-Hieu Pham, Thanh Nguyen, Binh-Son Hua, Gemma Roig, and Sai-Kit Yeung. JSIS3D: joint semantic-instance segmentation of 3D point clouds with multi-task pointwise networks and multi-value conditional random fields. In *CVPR*, 2019. 2
- [41] Pedro O. Pinheiro and Ronan Collobert. From image-level to pixel-level labeling with convolutional networks. In *CVPR*, 2015. 2
- [42] Charles R. Qi, Hao Su, Kaichun Mo, and Leonidas J. Guibas. PointNet: Deep learning on point sets for 3D classification and segmentation. In *CVPR*, 2017. 1, 2
- [43] Charles R. Qi, Hao Su, Matthias Nießner, Angela Dai, Mengyuan Yan, and Leonidas J. Guibas. Volumetric and multi-view CNNs for object classification on 3D data. In *CVPR*, 2016. 1
- [44] Charles R. Qi, Li Yi, Hao Su, and Leonidas J. Guibas. PointNet++: Deep hierarchical feature learning on point sets in a metric space. In *NeurIPS*, 2017. 1, 2, 8
- [45] Carsten Rother, Vladimir Kolmogorov, and Andrew Blake. "GrabCut" interactive foreground extraction using iterated graph cuts. *TOG*, 2004. 2
- [46] Jonas Schult, Francis Engelmann, Theodora Kontogianni, and Bastian Leibe. DualConvMesh-Net: Joint geodesic and euclidean convolutions on 3D meshes. In *CVPR*, 2020. 1, 8
- [47] Yiru Shen, Chen Feng, Yaoqing Yang, and Dong Tian. Mining point cloud local structures by kernel correlation and graph pooling. In *CVPR*, 2018. 2
- [48] Hang Su, Varun Jampani, Deqing Sun, Subhransu Maji, Evangelos Kalogerakis, Ming-Hsuan Yang, and Jan Kautz. SPLATNet: Sparse lattice networks for point cloud processing. In *CVPR*, 2018. 2
- [49] Hang Su, Subhransu Maji, Evangelos Kalogerakis, and Erik Learned-Miller. Multi-view convolutional neural networks for 3D shape recognition. In *ICCV*, 2015. 1
- [50] Hugues Thomas, Charles R. Qi, Jean-Emmanuel Deschaud, Beatriz Marcotequi, François Goulette, and Leonidas J. Guibas. KPConv: Flexible and deformable convolution for point clouds. In *ICCV*, 2019. 1, 2, 7, 8
- [51] Lei Wang, Yuchun Huang, Yaolin Hou, Shenman Zhang, and Jie Shan. Graph attention convolution for point cloud semantic segmentation. In *CVPR*, 2019. 2
- [52] Weiyue Wang, Ronald Yu, Qiangui Huang, and Ulrich Neumann. SGPNet: Similarity group proposal network for 3D point cloud instance segmentation. In *CVPR*, 2018. 1, 2, 6
- [53] Yue Wang, Yongbin Sun, Ziwei Liu, Sanjay E. Sarma, Michael M. Bronstein, and Justin M. Solomon. Dynamic graph CNN for learning on point clouds. *ACM TOG*, 2019. 1, 2, 4
- [54] Jiacheng Wei, Guosheng Lin, Kim-Hui Yap, Tzu-Yi Hung, and Lihua Xie. Multi-path region mining for weakly supervised 3D semantic segmentation on point clouds. In *CVPR*, 2020. 2, 6, 8
- [55] Yunchao Wei, Jiashi Feng, Xiaodan Liang, Ming-Ming Cheng, Yao Zhao, and Shuicheng Yan. Object region mining with adversarial erasing: A simple classification to semantic segmentation approach. In *CVPR*, 2017. 2
- [56] Wenxuan Wu, Zhongang Qi, and Li Fuxin. PointConv: Deep convolutional networks on 3D point clouds. In *CVPR*, 2019. 1, 2
- [57] Zhirong Wu, Shuran Song, Aditya Khosla, Fisher Yu, Linguang Zhang, Xiaoou Tang, and Jianxiong Xiao. 3D shapenets: A deep representation for volumetric shapes. In *CVPR*, 2015. 1
- [58] Saining Xie, Sainan Liu, Zeyu Chen, and Zhuowen Tu. Attentional ShapeContextNet for point cloud recognition. In *CVPR*, 2018. 2
- [59] Xun Xu and Gim Hee Lee. Weakly supervised semantic point cloud segmentation: Towards 10x fewer labels. In *CVPR*, 2020. 2
- [60] Bo Yang, Jianan Wang, Ronald Clark, Qingyong Hu, Sen Wang, Andrew Markham, and Niki Trigoni. Learning object bounding boxes for 3D instance segmentation on point clouds. In *NeurIPS*, 2019. 1, 2, 6
- [61] Jiancheng Yang, Qiang Zhang, Bingbing Ni, Linguo Li, Jinxian Liu, Mengdie Zhou, and Qi Tian. Modeling point clouds with self-attention and gumbel subset sampling. In *CVPR*, 2019. 2
- [62] Li Yi, Wang Zhao, He Wang, Minhyuk Sung, and Leonidas J. Guibas. GSPN: Generative shape proposal network for 3D instance segmentation in point cloud. In *CVPR*, 2019. 1, 2, 6
- [63] Feihu Zhang, Jin Fang, Benjamin Wah, and Philip Torr. Deep fusionnet for point cloud semantic segmentation. In *ECCV*, 2020. 8
- [64] Zhiyuan Zhang, Binh-Son Hua, and Sai-Kit Yeung. ShellNet: Efficient point cloud convolutional neural networks using concentric shells statistics. In *ICCV*, 2019. 2
- [65] Hengshuang Zhao, Li Jiang, Chi-Wing Fu, and Jiaya Jia. PointWeb: Enhancing local neighborhood features for point cloud processing. In *CVPR*, 2019. 2
- [66] Bolei Zhou, Aditya Khosla, Agata Lapedriza, Aude Oliva, and Antonio Torralba. Learning deep features for discriminative localization. In *CVPR*, 2016. 2
- [67] Yanzhao Zhou, Yi Zhu, Qixiang Ye, Qiang Qiu, and Jianbin Jiao. Weakly supervised instance segmentation using class peak response. In *CVPR*, 2018. 2