

Benchmarking Automatic Detection of Psycholinguistic Characteristics for Better Human-Computer Interaction

Sanja Štajner^a, Seren Yenikent^a, Marc Franco-Salvador^a

^a*Symanto Research*

Abstract

When two people pay attention to each other and are interested in what the other has to say or write, they almost instantly adapt their writing/speaking style to match the other. For a successful interaction with a user, chatbots and dialog systems should be able to do the same. We propose framework consisting of five psycholinguistic textual characteristics for better human-computer interaction. We describe annotation processes for collecting the data, and benchmark five binary classification tasks, experimenting with different training sizes and model architectures. We perform experiments in English, Spanish, German, Chinese, and Arabic. The best architectures noticeably outperform several baselines and achieve macro-averaged F_1 -scores between 72% and 96% depending on the language and the task. Similar results are achieved even with a small amount of training data. The proposed framework proved to be fairly easy to model for various languages even with small amount of manually annotated data if right architectures are used. At the same time, it showed potential for improving user satisfaction if applied in existing commercial chatbots.

Email addresses: sanja.stajner@symanto.com (Sanja Štajner),
seren.yenikent@symanto.com (Seren Yenikent), marc.franco@symanto.com
(Marc Franco-Salvador)

Keywords: psycholinguistics, emotionality, communication styles, natural language processing, machine learning, deep learning

1. Introduction

Empathy is the central pillar of social interactions and a highly complex feature that requires capacity to understand and encompass a broad range of psychological characteristics, requiring understanding of the user’s personality and situational context (Omdahl, 1995). In the last few years, much attention has been given to trying to build personalised dialog agents, emotionally intelligent virtual agents, empathetic chatbots and dialog systems (Paiva et al., 2017; Rashkin et al., 2019; Lin et al., 2019b; Shin et al., 2019; Lin et al., 2019a). It has been shown that adapting the style of the answers to the emotional state of a user leads to longer and more satisfactory user engagement not only in general conversation (i.e. chit-chat) chatbots, but also in goal-oriented chatbots, as well as in human-to-human conversations in various tasks and domains (Rashkin et al., 2019). Some studies (Ma et al., 2019; Lee et al., 2019) suggested that for building emotionally intelligent virtual agents, it is not enough to adapt them only to the emotion of the user, but also to the user’s personality. Ma et al. (2019) show that adding personality traits to virtual agents, especially a submissive trait, leads to significantly better perceived emotional intelligence of such systems.

From the computational perspective, automatically detecting someone’s personality is difficult, and rarely surpasses even the majority-class baselines in a binary setting, even in cases where large amounts of textual data per user are available (Plank and Hovy, 2015; Celli and Lepri, 2018). With the addition of audio and video data, computational models for automatic detection of personality traits

show significant improvements (Kampman et al., 2018). However, building fully empathetic virtual agents is even more demanding. Both approaches, theoretically-based and empirically-based, have some major shortcomings. Theoretically-based approaches suffer from “lost in translation” problem, using theories based on behavioural data obtained from different angles, accumulated through various studies and abstracted into computational models, whereas empirically-based approaches suffer from data biases, are domain dependent and not easily generalizable to other application scenarios (Paiva et al., 2017).

Communication represents the manifestation of personality which showcases one’s psychological state. In human-to-human communication (either written or oral), people instinctively attempt to be in synchronization with each other to the extent that they want to commit to the interaction, engaging themselves in a so-called *conversational dance* (Pennebaker, 2011). In order to stay engaged and show their interest, parties invest efforts to switch their attention and adjust to the communication style of the other party. Research indicates that people who are perceived as skilled at communication are also perceived to have appealing, intellectual, helpful, and attractive personalities (Leung and Bond, 2001). It has also been shown that people prefer to interact with others who have better-resonating personality styles due to fewer levels of information processing (Wu et al., 2012).

We argue that for building successful task-oriented chatbots, which would be perceived as skilled human agents that resonate well with the users, it is not necessary to model deep psychological characteristics, but rather the surface realizations of psychological states and user preferences expressed through five basic psycholinguistic characteristics. In this study, we make contributions to the field of human-computer interaction by:

1. Proposing a new framework for automatically detecting five psycholinguistic characteristics that reflect current psychological state and communication preferences of the user¹;
2. Benchmarking the task of automatically detecting the five psycholinguistic characteristics proposed in our framework.
3. Building state-of-the-art neural models for binary classification of textual utterances according to the five proposed psycholinguistic characteristics, in five languages: English, Spanish, German, Chinese, and Arabic;
4. Showing that high-performing models can be built for various languages even with a small amount of human-annotated data;
5. Providing an error analysis of our best models, showing the current limitations of the proposed approach.

2. Methods

2.1. *Our Framework: Five Essential Psycholinguistic Characteristics*

To design a framework that can be used on short textual utterances, we focused on emotionality and four communication styles as main aspects of instant communication. Based on those, we propose a framework consisting of five essential psycholinguistic characteristics (EPC-5) that reflect the psychological and contextual states of the user during an interactive communication. A task-oriented conversational agent should be able to comprehend the psychological state of the user signaled through these five features. We argue that one of the major tasks

¹The models to identify our five psycholinguistic characteristics can be used via our API: <https://developers.symanto.net/>. It can be used for academic purposes for free. Please contact us to know about the conditions.

for successful communication is to understand the tone of the conversation, i.e. whether the user is emotional or not, before getting into the detection of specific emotions. The four communication style features, in turn, consider situational elements, such as user experiences, expertise and interest in the domain, and, what is especially important for goal-oriented conversational agents, the goals and needs of the user. In the following sections, we provide theoretical and empirical background for including the specific five psycholinguistic characteristics in detail.

2.1.1. Emotionality

Emotionality influences fundamental psychological experiences such as personal interests and attentiveness (Krapp, 2002; Tausczik and Pennebaker, 2010). Research suggests that it is highly related to, and could be detected with, linguistic features (Tausczik and Pennebaker, 2010). By using various linguistic features automatically extracted from text, it has been shown that people tend to use the same levels of emotionality throughout a conversation (Pennebaker, 2011). Therefore, correctly detecting and responding to the emotional state of the user is an important aspect of an empathetic communication system. Emotionality does not only refer to the similarity between the sender and the receiver of the message, but rather to any emotional responsiveness that takes place during the interaction (Hoffman, 2001). Emotional experiences and reactions of a person change instantly depending on the personal condition and triggers. Hence, the capability of an empathetic dialog system to keep up with those dynamic states of the user and tailor the responses accordingly is fundamental for successful communication with the user. While emotionality clearly is a variable ranging anywhere between completely non-emotional to highly emotional, for the annotation purposes, we define emotionality as a binary label:

Table 1: Examples for emotionality aspect in communication.

Emotionality	Example
Non-emotional	These are customised earphones with secure hooks. I would prefer to buy this car since it is hybrid and cost effective.
Emotional	They offer a friendly service with great choice of drinks and stunning view! It was an awesome day with my new classmates.
Mixed	You're looking at the newest member of our team. She is ready to tear it up! Research suggests that you can have hydrated, beautiful skin in 7 days.

- **Emotional:** Feeling-focused statements that focus on values and emotions;
- **Non-emotional:** Emotionally-neutral statements that provide logical and analytical meaning.

The decision to treat emotionality as a binary label of course had a strong impact on the observed inter-annotator agreement, leading to expected disagreements on instances which had a combination of emotional and non-emotional signals. Table 1 presents two cases of clearly non-emotional and emotional instances (on which all annotators agreed), and two cases of instances which contained a mixture of emotional and non-emotional signals, on which we did not observe a perfect inter-annotator agreement.

2.1.2. *Communication Style*

An empathetic communication process includes effective stylistic associations. When the communication is tailored based on the style, it generates positive interactions, e.g. feeling of getting liked by others as part of the social function

(Bell and Daly, 1984). Our approach to communication style is based on the Four-sides Communication Model (Schulz von Thun, 1981). According to this model, every utterance reveals important information about the sender, the receiver, and the topic in four different layers:

1. *Experience layer* which provides self-revealing information about the user;
2. *Factual layer* which contains facts and data-related information;
3. *Appeal layer* which contains the desires and effects that the user seeks;
4. *Relationship layer* which provides indicators of how the sender feels about the receiver through intonation, body language, and gestures.

As the model relies on the dynamic aspect of the communication concept, it allows us to apply the layers on short text snippets which are the products of situational and domain-specific triggers, similar to those found in a communication with goal-oriented communication agents. To incorporate this framework into the context of human-to-human or human-computer textual interaction, we use only the first three layers of the model, as the fourth layer (relationship layer) is based on face-to-face communication characteristics and thus not applicable to purely textual contexts. Focusing on goal-oriented human-computer communication (though also applicable in human-to-human communication), we further break down the appeal layer into two separate characteristics (action-seeking and information-seeking), to capture more granular aspects of the appeal, necessary to better respond to the user's needs.

Therefore, we define four communication styles as following:

- **Self-revealing:** Statements in which speaker shares personal information or experiences;

Table 2: Examples of different communication styles.

Communication style	Example
Self-revealing	I love the ambience and will definitely come again. My husband was also diagnosed with a lung cancer.
Fact-oriented	For this phone, battery lasts about 20 minutes but excellent for price. Rashes that develop in the sun can indicate lupus.
Action-seeking	Try contacting the customer service, here’s the link. Please support the UNICEF with your donations.
Information-seeking	Where can I watch tonight’s game? I would like to know if anyone would be interested in helping.

- **Fact-oriented:** Factual and objective statements;
- **Action-seeking:** Direct or indirect requests, suggestions, and recommendations that expect action from other people;
- **Information-seeking:** Direct or indirect questions searching for information.

Two examples for each of the four communication styles are provided in Table 2.

2.2. Data Collection

In this section, we describe the sources used for data collection with some basic statistics, the annotation procedure, and inter-annotator agreement followed by a brief discussion on the complexity of the task.

Table 3: Average length of posts in sentences (S) and in words (W).

Language	Emotionality		Fact-oriented		Self-revealing		Action-seeking		Info-seeking	
	S	W	S	W	S	W	S	W	S	W
English	3.2	47.4	2.7	37.3	3.5	53.1	3.0	44.2	3.1	46.9
German	5.5	78.4	4.6	65.2	5.4	78.0	4.5	62.9	4.6	65.6
Spanish	3.3	62.8	3.0	52.2	2.8	51.0	2.8	49.7	2.7	49.2
Chinese	4.9	90.0	4.5	80.4	4.3	72.3	3.6	57.6	3.8	61.2
Arabic	1.3	27.2	1.3	28.1	1.3	33.0	1.2	24.9	1.3	28.3

2.2.1. Sources

Data was collected from various sources, ranging from those that contain very short posts (Facebook, Twitter, YouTube), through Amazon reviews, to forums where multiple users interact with each other. In all cases, each post by one user was treated as a separate instance, and we did not allow for multiple posts from the same user from any of the sources (to avoid user bias as much as possible). We used the same sources and topics for each of the five languages (English, German, Spanish, Arabic, and Chinese), as much as possible, to make our results comparable across multiple languages. The average number of sentences and words per post, for each language and psycholinguistic characteristic is presented in Table 3.

2.2.2. Annotation Procedure

For each of the five languages, we hired three annotators, all native speakers. We provided a workshop in which we explained briefly the theory behind each of the five psycholinguistic characteristics, and showed them a number of examples for each. A question and answer session followed to clarify potential

Table 4: Percentage of cases in which all three annotators agreed (for this task, expected agreement by chance would be 25%).

Language	Emotionality	Fact-oriented	Self-revealing	Action-seeking	Info-seeking
English	53	52	63	73	80
German	35	50	61	69	79
Spanish	49	33	40	69	73
Chinese	54	55	52	82	90
Arabic	51	45	59	83	90

misunderstandings. After that, the annotators were provided with a small test set of 100 instances and asked to annotate each instance for each of the five characteristics (emotionality, self-revealing, fact-oriented, action-seeking, and information seeking) by assigning it a *yes* or *no* label. After the test phase was finished, we conducted the second workshop to further clarify the potential difficulties of the annotation task. After that, each annotator was given the final annotation set.

2.2.3. *Inter-Annotator Agreement*

Table 4 shows the percentage of instances on which all three annotators agreed, for each psycholinguistic characteristic separately. We observed a similar pattern for all languages: the highest agreement was on information-seeking and action-seeking characteristics, followed by the agreement on self-revealing characteristics. Only in Spanish, we observed a significantly lower agreement for self-revealing characteristic than in any of the other four languages. The communication characteristic on which we observed the highest disagreement was the fact-oriented (the exception being the cases of Chinese and German), followed by emotion-

ality. These results indicate that in certain languages, agreeing on some of the psycholinguistic characteristics of a post can pose difficulties even for trained human annotators.

To better understand the causes of disagreement, we had a closer look at the English instances in which annotators disagreed on some of the psycholinguistic characteristics, and noticed two main sources of disagreements:

1. The disagreements on the emotionality aspect were mostly observed for longer instances which contained a mixture of emotional and non-emotional signals. By talking to the annotators, we discovered that there were two main causes for annotation disagreements in those cases: (a) different annotators focused on different parts of the instances; and (b) annotators had different thresholds for the number of emotional signals they deem necessary to label a certain instance as emotional. For example, in the following post, the first part conveys an emotional expression that is followed by a rational statement including reasoning: *You just hit the nail on the head! They have Kante so he's not going to get much playing time.*
2. Those instances which are emotional and fact-oriented at the same time led to most disagreements. This revealed that humans tend to associate the fact-oriented statements with being non-emotional, and non-fact-oriented with being emotional. Although it is more common to have statements that are both non-emotional and fact-oriented, or those that are both emotional and non-fact-oriented, statements that are emotional and fact-oriented at the same time also exist, as in the following examples:

- *I never mentioned that I don't like how it works, I asked is it accurate!!How do you know it isn't accurate, if it wasn't it wouldn't be on*

the mmi at all would it? Some specs are turned on for specific countries depending on legal requirements.

- *All this is a scam to push the EV market and away from diesel fuel this was all pre set up for everyone to start buying electric and not go towards "Clean Diesel".*

Such examples were common source for disagreements on both emotionality and fact-oriented labelling tasks.

The tasks of emotionality labeling in German, and fact-oriented and self-revealing in Spanish, were tasks in which we observed the lowest percentage of instances with a perfect inter-annotator agreement. Therefore, we asked two psycholinguists (one native speaker of German, and the other native speaker of Spanish) to double-check if those examples were indeed difficult cases for binary classification by humans, even after two rounds of annotation training. Their analysis confirmed that reported inter-annotator agreement results stem from sociolinguistic characteristics of those languages and unfortunate choice of particular instances, rather than from low quality of annotations.

2.3. Experimental Setup

In this section, we describe the datasets, classification models and evaluation measures used in our experiments, as well as the experimental design and motivations behind them.

2.3.1. Datasets

For our main experiments (all but those presented in Sections 3.2.1 and 3.2.2), we took into account only instances on which all three annotators agreed, for each

of the five communication characteristics separately. Given the high number of instances that are difficult to annotate even by humans (see Section 2.2.3), we did not want to bring noise into the comparison of model performances among various architectures and training sizes by having a high number of ‘gray zone’ cases in the test sets. Therefore, we opted for the main test sets to consist of only instances on which all three annotators agreed (‘clear cases’). When it comes to training sets, we experimented with both scenarios: (1) using only the cases on which all three annotators agreed (‘clear cases’ only); and (2) using the same portion of data randomly sampled from the whole annotated datasets, taking the majority label as the ‘gold label’. The first scenario yielded significantly better results than the second, and therefore, we here discuss only those results and present the statistics of those datasets (Table 5). This scenario on one hand ensured the good quality of training data (due to training dataset consisting of only ‘clear cases’), and on the other hand, ensured easier discussion of the results knowing that trained human annotators had perfect agreement on that test set.

We performed a stratified division of data, aiming to have 1000 test instances for each combination of language and psycholinguistic characteristic. The rest of the annotated data with perfect inter-annotator agreement was used as the main (largest) training dataset. The data was highly unbalanced for certain tasks in some of the languages (Table 5). As the data in all languages was collected from the same sources and covering similar topics, different distributions of classes among different languages do not stem from data collection procedure, but are rather the consequences of certain cultural or language properties, and the number of ‘clear cases’ that the specific combination contained. In our main classification experiments, we also tried balancing the training data. The resulting classification

Table 5: Statistics of the dataset partitions in different languages.

Lang.	Set	Emotionality		Fact-oriented		Self-revealing		Action-seeking		Info-seeking	
		NO	YES	NO	YES	NO	YES	NO	YES	NO	YES
EN	Train	6,557	6,538	11,047	2,097	2,548	13,162	15,969	1,945	17,259	3,177
	Test	496	504	827	173	160	840	884	116	844	156
ES	Train	7,354	3,129	5,475	3,830	3,087	7,385	14,864	710	14,628	2,075
	Test	676	324	581	419	306	694	953	47	882	118
DE	Train	2,855	1,868	4,791	1,380	2,029	5,615	7,905	818	8,142	2,024
	Test	605	395	776	224	249	751	916	84	799	201
AR	Train	4,901	4,483	8,664	1,197	811	12,100	12,456	486	12,212	2,70
	Test	530	470	871	129	64	936	954	46	806	194
ZH	Train	4,660	533	3,036	2,264	3,020	1,880	7,908	412	8,284	947
	Test	894	106	580	420	571	429	944	56	891	109

performances were not better than in the unbalanced scenario, and are thus not presented in Section 3.

Additional test set. To assess the usefulness of our models in a real-world scenario, where given utterances might not all be the ‘clear cases’, we built an additional test set for the emotionality classification task in English by randomly choosing 500 instances on which the annotators did not agree (where the ‘gold label’ is the majority label) and 500 instances on which all three annotators agreed, on a newly collected set of instances from Twitter, one year after the original datasets were collected. In this annotation round, we additionally asked the annotators to label the instances for being *easy* or *difficult* cases. Each instance that was annotated as difficult by at least two annotators, obtained a ‘gold label’ *difficult*. This resulted in 482 instances being labelled as *easy cases*, and 518 instances being labelled as *difficult cases*. We exploited those additional labels to calculate accuracy of our best models on the test set consisting of only ‘difficult cases’ (Section 3.2.1), and to check how they relate to the class probabilities in our best models (Section 3.2.2).

2.3.2. Classification Models and Evaluation Metrics

We build our classification models using state-of-the-art (neural network) deep learning architectures. Aiming to perform a highly accurate classification, our model includes pre-trained general-purpose language representations and mechanisms to identify the most relevant information within a word sequence.

We first use a fine-tuned Bidirectional Encoder Representations from Transformers (henceforth referred to as *BERT*) model (Devlin et al., 2018) to obtain the

word embeddings from the input text.² They feed a bidirectional Long Short-Term Memory (LSTM) (Hochreiter and Schmidhuber, 1997). An attention mechanism (Yang et al., 2016) combines its hidden states. Finally, we get the classification using three fully connected dense layers together with dropout and layer normalisation (Ba et al., 2016). The model architecture is shown in Figure 1. We fine-tune

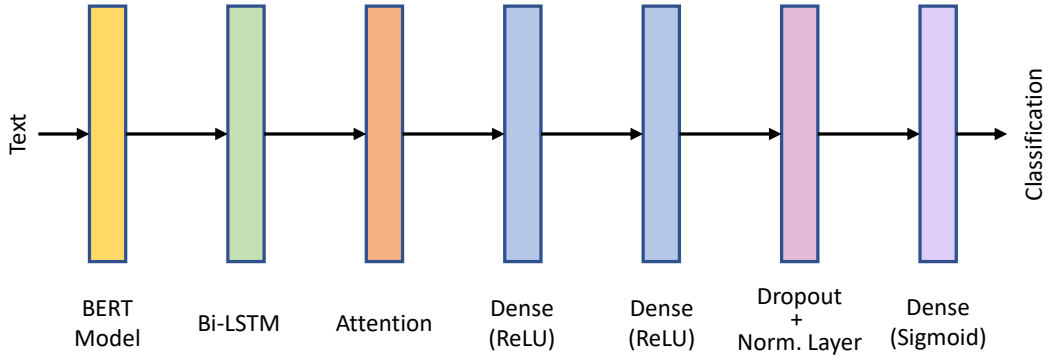


Figure 1: Classification model architecture.

a different BERT model for each training partition. We note that the BERT word representations are derived from sub-word information, which makes the model versatile in terms of vocabulary size and spelling errors. For more details about the fine-tuned BERT model and its parameters, please refer to Appendix A. The classifiers use 5% of the training data as development partition.

We also explored two additional baseline models: (1) a classical word and character n -grams with a Support Vector Machines (Chang and Lin, 2011) classifier (henceforth referred to as *ng-SVM*),³ and (2) representing the input text by

²For more details about BERT, its pretrained models, and how to fine-tune, please refer to: <https://github.com/google-research/bert>.

³The *ng-SVM* parameters include the top 20k word $\{1,2\}$ -grams, top 20k character $\{3,4,5\}$ -grams with word boundaries, and the Term Frequency-Inverse Document Frequency (TF-IDF)

means of character embeddings post-processed with Convolutional Neural Networks (henceforth referred to as *c-CNN*) (LeCun et al., 2015). We used the neural architecture proposed by Zhang et al. (2015) but adding a character embedding layer as input.⁴ We note that the original performance was similar but the embedding layer contributes to make the model smaller and to converge faster at training time.

Evaluation Metrics. As evaluation metrics, we use the macro-averaged and the per-class Precision (P), Recall (R) and F_1 -score (F), for all models. We selected the macro-averaged metrics to consider equally important each class regardless of its frequency. This eases the analysis of results with our imbalanced test sets.

2.3.3. Experiments

In this study, we performed three sets of experiments:

1. Comparison of performances of models with different architectures;
2. Benchmarking of all language-task pairs with the best models trained on full training datasets;
3. Exploring the influence of the training size on the performance of our best model.

The first set of experiments focused on the model comparison using the English data. We selected our models for completeness reasons. We were interested in a baseline model (ng-SVM) based on basic features such as characters and words n -grams, as it is widely known for its competitive performances. Next,

weighting scheme (Salton et al., 1983) with minimum DF of 2.

⁴The *c-CNN* parameters include 128-dimensional trainable random embeddings, top 20k characters, maximum text length of 400, 1024 filters, and kernels of size 3, 5 and 7.

we wanted to compare a state-of-the-art character neural model (c-CNN) to study the performance of strong lexical features on the evaluated tasks. Finally, we included one of the current state-of-the-art models for text classification (BERT), that offers an excellent semantic understanding of the meaning of texts. While the first baseline is meant to show the difficulty of the task, the second and third models aim to compare which kind of features (lexical or semantic) have higher relevance for the evaluated tasks. We note that the same set of experiments was conducted for the other available languages. However, we omitted those tables of results and their analysis as the conclusions were identical to the English setting.

In the second set of experiments, we benchmarked all five newly-proposed binary classification tasks in five languages (English, German, Spanish, Chinese, and Arabic), using the model architecture that obtained the best results in the first set of experiments for all tasks and languages: BERT. To assess the usefulness of our models in a real-world scenario where given utterances might not be ‘clear cases’, in this set of experiments, we also evaluated performance of our best model for emotionality classification in English on the additional test set (see Section 2.3.1 for the full description of the additional test set) consisting of 1000 posts on which the three annotators had perfect agreement only in half of the cases. Furthermore, using the same additional test set, but this time also using the additional labels indicating ‘easy’ and ‘difficult’ cases, we explored the possibility of using class probabilities from the best models for assessing emotional intensity of the posts in English.

Knowing that human annotation is expensive and time-consuming, in the third set of experiments, we experimented with smaller portions of the training data, to explore if similar results can be achieved with less training data. We thus

Table 6: Macro-averaged performances (in %) of the compared models for all English tasks.

Model	Emotionality			Fact-oriented			Self-revealing			Action-seeking			Info-seeking		
	P	R	F	P	R	F	P	R	F	P	R	F	P	R	F
c-CNN	89	89	89	89	80	83	86	86	86	85	81	83	94	93	94
ng-SVM	90	90	90	90	87	88	89	86	87	91	81	85	94	88	91
BERT	95	95	95	94	95	95	94	96	95	92	87	90	96	96	96

conducted seven additional classification experiments for each language and task, taking training sizes of 1000, 2000, ..., 7000 instances from the original full training dataset. Each larger portion of the training set contained all instances present in the smaller training sets. All models were evaluated using the same test sets and evaluation metrics as in the second set of experiments (for distribution of classes in the test set see Table 5).

3. Results

For each set of experiments, we present the results in a separate subsection.

3.1. Comparison of the Model Performances

The macro-averaged results of the classification experiments on all five psycholinguistic characteristics and for all three model architectures, using the full English training datasets (see Table 5 for the full training set sizes) are presented in Table 6, while per class results can be found in Tables 7 and 8.

As can be observed, ng-SVM has performed better than c-CNN on average, but has shown lower performances on the information-seeking classification task. This is not surprising considering that the information-seeking task relies on detection

Table 7: Per-class performances (in %) of the compared models for the English emotionality, fact-oriented and self-revealing tasks.

Model	Emotionality						Fact-oriented						Self-revealing					
	No			Yes			No			Yes			No			Yes		
	P	R	F	P	R	F	P	R	F	P	R	F	P	R	F	P	R	F
c-CNN	87	91	89	91	86	88	92	98	95	85	62	72	77	78	77	96	95	96
ng-SVM	91	90	90	90	91	90	95	97	96	84	77	80	83	74	78	95	97	96
BERT	97	93	95	93	97	95	98	98	98	90	91	91	89	95	92	99	98	98

Table 8: Per-class performances (in %) of the compared models for the English action-seeking and information-seeking tasks.

Model	Action-seeking						Information-seeking					
	No			Yes			No			Yes		
	P	R	F	P	R	F	P	R	F	P	R	F
c-CNN	95	97	96	76	64	69	98	98	98	91	88	90
ng-SVM	95	99	97	87	63	73	96	99	97	91	78	84
BERT	97	99	98	88	76	81	99	98	99	93	93	93

of lexical signals, and the neural model might do a better job at detecting the most salient character components, i.e., text fragments indicative of seeking for information (interrogative constructions with question marks). Interestingly, the ng-SVM baseline obtained an average F score of around 88%, manifesting thus that our corpora contain clear signals which enable models to classify the psycholinguistic

characteristics correctly. We conducted an additional experiment with external social media data (Section 3.2.1) to discard any kind of data artifact that could ease the classification of the test partitions.

As can be seen from per-class performances in Tables 7 and 8, BERT was more successful in overcoming the problems of unbalanced classes in training datasets (see Table 5 for class distribution on English training datasets). The 180,052,354 trainable hyper-parameters of its neural model clearly excelled at defining a clear hyper-plane between the classes. This benefited the overall performance of the model in this comparison.

BERT obtained the highest results in all the experiments with an average F_1 -score of 94%. This subword-based model captured deeper lexical and semantic characteristics due to the millions of hyper-parameters of its attention-based neural language model. Note that the BERT language model was trained with millions of texts to be a general-purpose model for natural language processing. We must highlight that the use of a fine-tuned neural language model eases the learning task, i.e. the neural training does not start from a random weight distribution but from a solid language model that suffers a transfer learning process at fine-tuning and training time. This is shown in Figure 2, where we calculate the macro-averaged F_1 -score of the models in function of the training size. As can be seen, BERT starts with a considerable advantage compared to the other models, that narrows when the size of the training set increases.

For the rest of our experiments, we use the BERT model, as the model with the highest performances.



Figure 2: Macro-averaged F_1 -score of the compared models in function of the training size.

Table 9: Macro-averaged performances (in %) for all the languages and tasks.

Lang.	Emotionality			Fact-oriented			Self-revealing			Action-seeking			Info-seeking		
	P	R	F	P	R	F	P	R	F	P	R	F	P	R	F
EN	95	95	95	94	95	95	94	96	95	92	87	90	96	96	96
ES	94	93	94	96	96	96	93	93	93	79	76	77	97	96	96
DE	86	86	86	88	88	88	93	92	93	88	84	86	95	92	94
AR	88	88	88	83	79	81	90	84	86	80	67	72	93	93	93
ZH	91	90	91	92	92	92	90	91	90	87	86	87	95	96	95

3.2. Benchmarking: Best Model Performances on Full Training Datasets

The macro-averaged results of the classification experiments for each of the five psycholinguistic characteristics and each of the five languages, using the full training datasets (see Table 5 for the full training set sizes) are presented in Table 9, while per class results can be found in Tables 10 and 11. As can be seen, our models significantly outperform the majority class baseline (50% F_1 -score) in all languages. The highest F_1 -score (over 96%) is achieved for the information-seeking classification task in Spanish and English and the fact-oriented one in Spanish. The emotionality classification in English achieves an F_1 -score of over 95%.

Similarly to the English results analyzed in Section 3.1, the unbalanced scenario did not produce large per-class differences with BERT in most of the languages and tasks. However, the Arabic and Spanish action-seeking tasks show a bias to the majority class. We comment more about this issue in Section 3.3 where we conduct the analysis in function of the training size.

Table 10: Per-class performances (in %) for all the languages and our emotionality, fact-oriented and self-revealing tasks.

Lang.	Emotionality						Fact-oriented						Self-revealing					
	YES			NO			NO			YES			NO			YES		
	P	R	F	P	R	F	P	R	F	P	R	F	P	R	F	P	R	F
EN	93	97	95	97	93	95	98	98	98	90	91	91	89	95	92	99	98	98
ES	94	88	91	94	97	96	96	97	97	96	94	95	89	91	90	96	96	96
DE	84	82	83	88	90	89	95	95	95	81	82	81	91	87	89	96	97	96
AR	87	88	88	89	88	89	94	96	95	71	62	66	81	69	75	98	99	98
ZH	85	81	83	98	98	98	93	93	93	91	91	91	92	91	92	88	90	89

Table 11: Per-class performances (in %) for all the languages and our action-seeking and information-seeking tasks.

Lang.	Action-seeking						Information-seeking					
	NO			YES			NO			YES		
	P	R	F	P	R	F	P	R	F	P	R	F
EN	97	99	98	88	76	81	99	99	99	93	93	93
ES	98	98	98	61	53	57	99	99	99	94	93	94
DE	97	98	98	78	69	73	97	98	97	93	87	90
AR	97	99	98	64	35	45	97	97	97	90	89	89
ZH	98	99	98	76	73	74	99	99	99	91	93	92

3.2.1. *Emotionality Assessment on Additional Test Set*

On the additional test set consisting of external social media data collected a year after the main datasets were collected (see Section 2.3.1 for the description of the additional test set), comprised of 500 instances on which all three annotators agreed and 500 instances on which not all three annotators agreed (where majority class was used to assign the ‘gold labels’), the full English emotionality model achieves an 81% macro-averaged F_1 -score. Its performance on the cases labeled as *difficult* was of 74% macro-averaged F_1 -score. Considering the additional difficulty of social media texts, the topic-domain shift produced due to the year in between the crawling of the training and the test sets, and inclusion of *difficult cases* in the test set, we consider this result as a proof of our models’ satisfactory performance in detecting the five essential psycholinguistic characteristics studied in this work. These results also extend the validity of our best models to the real-world applications where quality and versatility to adapt to new domains is a must.

3.2.2. *Class Probabilities for Assessing Emotional Intensity*

We applied our best-performing emotionality model for English on the additional test set consisting of external social media data (see Section 2.3.1 for the description of additional test set), which contains 1000 instances, out of which 482 were labeled as *easy cases*, and 518 were labeled as *difficult cases*. The results of this experiment suggested that the class probability of the model might be used to assess the emotional intensity of the post. In over 94% of the test instances, *easy cases* of non-emotional instances had a probability of the *no* class between 0.85 and 0.99, while *difficult cases* had a probability of *no* class between 0.4 and 0.6. These results indicate that there is a possibility to use class probability as a measure

of the emotional intensity for applications where a binary label is not sufficient.

3.3. Influence of Training Size on the Performance of Our Best Models

In the third set of experiments, we investigated the influence of training size on the performance of our best models. The macro-averaged F_1 -score obtained in those experiments is plotted in Figure 3. As can be seen, even with using only 1000 instances for training, our model achieves over 92% macro-averaged F_1 -score for emotionality detection in English.

The results of the binary classifiers trained on smaller portions of the training data (even only 1000 instances) for the four communication characteristics also achieved very high performances, significantly outperforming the majority-class baseline in all cases except for the action-seeking detection task in Spanish and Arabic where the models showed bias towards the majority class (horizontal “curves” in Figure 3). We used the same exact set of parameters for all our BERT models, as we consider out of the scope of this work to tune further.

The same problem was observed with other neural architectures that we explored, and seems to be rather the reflection of the problem of class distribution in those classification tasks and languages than a shortcoming of the used architectures. Due to the lack of data in German and Chinese, for some tasks we could only train up to certain number of instances, e.g. up to 5000 when detecting emotionality in Chinese posts.

4. Discussion

In this section, we present a general discussion about the results obtained in our three sets of experiments, findings of the manual error analysis performed on full

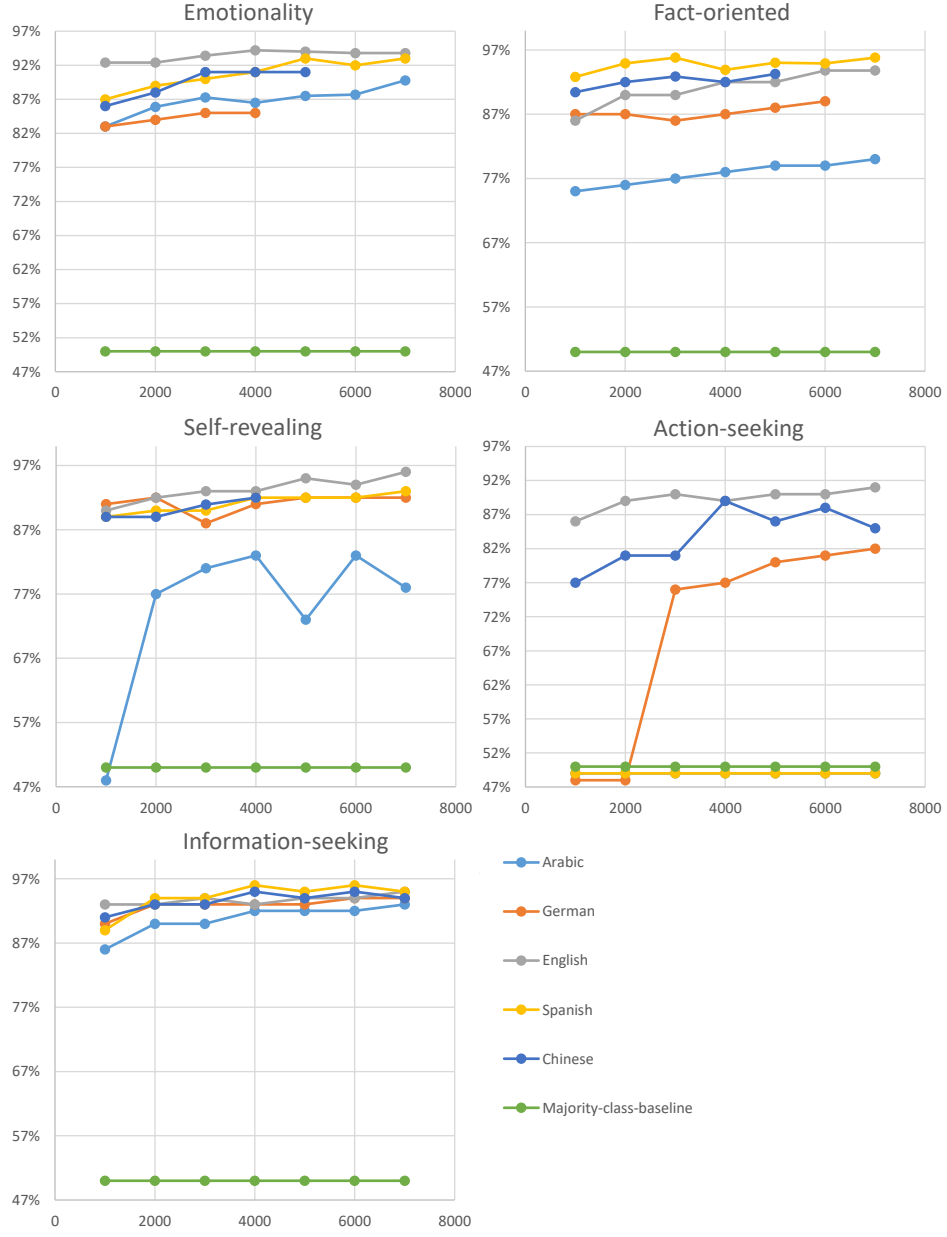


Figure 3: Macro-averaged F_1 -score of the BERT models in function of the training size and language.

test sets in English, and the envisioned usage of our framework in goal-oriented chatbots from the psycholinguistic perspective.

4.1. General Discussion

The comparison of the models based on different architectures and types of features led us to several conclusions. The self-revealing and information-seeking tasks seem to rely more on lexical signals. This allowed for the character convolutional model to excel in that scenario. However, the character and word n -gram SVM baseline obtained very competitive results for all tasks, showing thus that our datasets have strong potential and have clear signals necessary for successful detection of psycholinguistic characteristics. Finally, the BERT model achieved the highest results in all our experiments, indicating that its fine-tuned neural language model did an excellent job at detecting lexical and semantic characteristics relevant for the evaluated tasks.

The BERT model performances showed similar trends across different languages and tasks. All the experiments outperformed the baseline with a notable difference and yielded average F_1 -scores of around 90%. The most challenging languages were German and Arabic, where the original classes were severely unbalanced, and fewer instances were available for certain tasks. For those two languages, BERT performances were below the average ones across all languages, especially for the action-seeking and fact-oriented classification tasks. Those tasks were also the most challenging tasks in general.

The analysis of the effect of the training size on the BERT model performances across different languages proved once again that the more training data, the better. However, it also showed that our models perform well even when trained with small amounts of training data, i.e. 1000 instances. The increase in training sizes led

to small overall improvements. Such high performance of BERT models trained on 1000 training instances is a result of its pretrained neural language model, which only needs few hundreds of instances to fine-tune itself and the subsequent classification layers for our tasks. As seen in Section 3.1, this was not the case with the other two models that we explored.

Finally, we explored the association between the class probabilities and emotional intensity of the posts. We found that classification probabilities can be used in emotionality classification for successfully distinguishing between *difficult* and *easy* cases, used as the proxy for mid-range emotionality (*difficult cases*) and high and low emotionality (*easy cases*).

4.2. Error Analysis

We performed a manual error analysis on all misclassified instances by the English models trained with BERT on the full training datasets.

The majority of errors in emotionality detection seem to stem from the model’s inability to recognize sarcasm and some fixed expressions which humans easily recognize as emotional, e.g. “*Uber and other companies are under fire.*”, or “*It’s like an Uber for the air. Check out this travel start up.*”.

In self-revealing classification, we found two types of recurrent errors, both being false positives. The first type stems from the high emotionality of the post being confused with self-revealing, e.g. “*Apple pay sucks.*”. The second type stems from first-person pronouns, which in those cases do not indicate self-revealing posts, e.g. “*I sent you an email. It wouldn’t let me post it below.*”. The last example was classified wrongly in both self-revealing and fact-oriented classifications (as self-revealing and as non fact-oriented). In fact-oriented classification, we have mostly seen false negatives, where the models failed to recognize fact-oriented

posts, e.g. “*For this phone, battery lasts about 20 minutes but excellent for price.*”. The errors in fact-oriented and self-revealing classification most likely originate from the fact that a great majority of self-revealing posts are at the same time emotional, and a great majority of fact-oriented posts are at the same time non-emotional. Therefore, the self-revealing and fact-oriented classifiers seem to introduce the noise coming from emotionality signals, due to a high imbalance of the two emotionality classes in both training datasets.

In action-seeking classification, we found that the model cannot recognize action-seeking requests that start with *I wish...*, e.g. “*I wish you could change your attitude.*” However, the model correctly identifies action seeking requests which come in polite form using modal verbs, e.g. “*Can you please recommend me something?*”. In information-seeking classification, the model was not able to recognize polite information-seeking requests hidden under a layer of modal verbs, e.g. “*I would like to know if anyone would be interested in helping.*”. The other common types of errors for this model were false positives for the rhetorical questions, such as “*Why can’t you help me?*”.

Apart from the above-mentioned patterns of misclassified instances in the action-seeking classification task, we also noticed that there are fewer false negatives found in shorter (≤ 40 words) than in longer posts (> 40 words), a 62% and 75% out of all misclassified instances, respectively. In the self-revealing classification task, in contrast, we found that longer posts (> 40 words) lead to noticeably fewer false negatives (20%) than shorter posts (81%).

4.3. Envisioned Usage

Most commercial chatbots used for customer service and troubleshooting use generic databases to create utterances without resonating with the user’s psycholin-

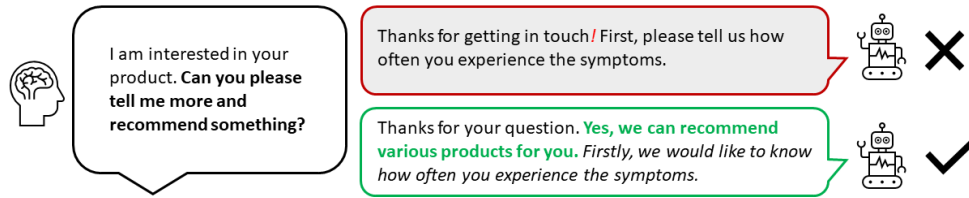


Figure 4: a non-emotional and information-seeking utterance

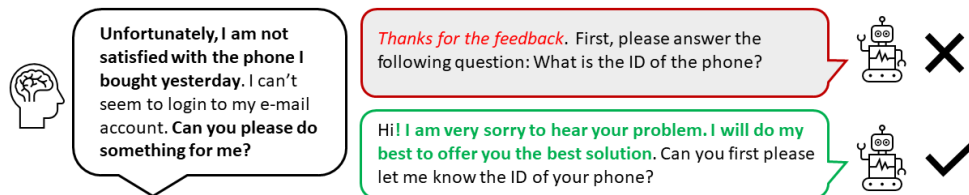


Figure 5: an emotional, self-revealing and information-seeking utterance

guistic characteristics and communication needs, and this leads to customers being unsatisfied and leaving the conversation quickly. An effective chatbot should be able to do the same that most humans intuitively do, to adapt to the user's psycholinguistic characteristics, making thus impression of being interested and fully involved in the conversation with the user.

In terms of emotional tonality, an effective chatbot should respond with equal emotional tonality (emotional or non-emotional).

When encountered with a user that uses self-revealing communication style (Figure 5), chatbot should show adaptive nature, and refer to the user by using second-person pronouns, thus acknowledging the user's shared personal experience and focusing on it.

When encountered with fact-oriented communication style by a user (Figure 6), chatbot should keep the wording concise and based on facts. In the case of either

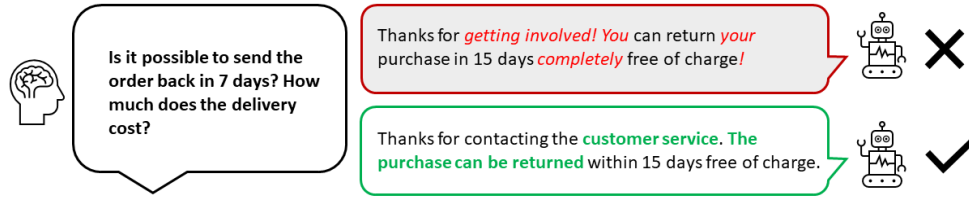


Figure 6: a non-emotional, fact-oriented, action-seeking and information-seeking utterance

action-seeking or information-seeking signals from the user’s side, if chatbot cannot immediately give the requested answer but rather has to ask something first (Figures 4 and 5), its answer should contain assurance words such as *recommend* and *offer* giving thus a confirmation that the user’s seeking needs will be met in the subsequent answers.

To test our hypothesis, we obtained 50 real conversations of users with a commercial goal-oriented chatbot, and manually annotated for user satisfaction (*very satisfied*, *neutral*, or *dissatisfied*) based on how the user ended the conversation, considering the following scenarios:

- User finishes conversation abruptly and on an angry note (*dissatisfied*)
- User finishes conversation abruptly without any emotional marker (*neutral*)
- User finishes conversation on a happy note or thanking for the conversation (*satisfied*)

We asked our annotators to label users’ psycholinguistic characteristics in those conversations. We further annotated the chatbot answers according to the hypothesis above, for whether it matches users’ emotionality and communication styles or not. The level of matching between chatbot’s and user’s psycholinguistic characteristics was calculated as a percentage of psycholinguistic characteristics detected in

the user’s utterances that were adequately matched by the chatbot answers.

Comparison of the user’s satisfaction with the level of matching between chatbot’s and user’s psycholinguistic characteristics confirmed our hypothesis that there is a significant association between the two. Although these results can be considered only as preliminary, due to the small sample size and only one chatbot solution taken into account, they give an indication of the potential of our framework for being used in the real-world chatbot scenarios for a better user satisfaction.

5. Summary

In this study, we proposed a framework that would be well-suited for building conversational agents that lead to better user satisfaction. The framework encompasses five psycholinguistic characteristics which are essential for a successful goal-oriented human-computer and human-to-human communications according to the existing psycholinguistic literature: emotionality and four communication styles (self-revealing, fact-oriented, information seeking, and action-seeking).

We showed that, unlike deeper personality characteristics, these five essential psycholinguistic characteristics can be modelled with high performances (up to 96% macro-averaged F_1 -score) for various languages, even using only a very small amount of annotated data for training. We thus benchmarked the newly proposed binary classification tasks, for each of the five psycholinguistic characteristics separately, using a well-known state-of-the-art neural architecture, that proved best in our model comparison.

Furthermore, we pinpointed some difficulties that can be encountered in data collection and annotation, should the same approach be taken for any other lan-

guage, and presented the current limitations of our systems and their envisioned usage.

Appendix A: BERT Model Details and Parameters

Our model is based on `Tensorflow` (Abadi et al., 2016).

The English and Chinese experiments use the pretrained uncased_L-12_H-768_A-12 and chinese_L-12_H-768_A-12 models, respectively. The experiments in other languages use the pretrained multi_cased_L-12_H-768_A-12 model. These models have 12 Transformer layers (Vaswani et al., 2017) and produce 768-dimensional embeddings. Only the multilingual model is case sensitive. We found these models to be the most adequate for each language during our prototyping phase.

The model architecture parameters are the following: maximum text length of 128, 256 LSTM units, hidden dense layers of size 256 and 128, respectively, dropout rate of 0.5, batch size of 256, and the binary cross-entropy loss.

The model training parameters are the following: 15 training epochs, early stopping with patience of two epochs, and the Adam weight optimization (Kingma and Ba, 2014).

Acknowledgements

We thank Angelo Basile for his support and comments. We also thank all current and past employees of Symanto Research who were involved in earlier stages of this project and thus made this publication possible.

References

- Abadi, M., Barham, P., Chen, J., Chen, Z., Davis, A., Dean, J., Devin, M., Ghemawat, S., Irving, G., Isard, M., et al., 2016. Tensorflow: A system for large-scale machine learning, in: 12th {USENIX} Symposium on Operating Systems Design and Implementation ({OSDI} 16), pp. 265–283.
- Ba, J.L., Kiros, J.R., Hinton, G.E., 2016. Layer normalization. arXiv preprint arXiv:1607.06450 .
- Bell, R.A., Daly, J.A., 1984. The affinity-seeking function of communication. *Communications Monographs* 51(2), 91–115.
- Celli, F., Lepri, B., 2018. Is Big Five Better than MBTI? A Personality Computing Challenge Using Twitter Data.
- Chang, C.C., Lin, C.J., 2011. Libsvm: A library for support vector machines. *ACM transactions on intelligent systems and technology (TIST)* 2, 1–27.
- Devlin, J., Chang, M.W., Lee, K., Toutanova, K., 2018. Bert: Pre-training of deep bidirectional transformers for language understanding. arXiv preprint arXiv:1810.04805 .
- Hochreiter, S., Schmidhuber, J., 1997. Long short-term memory. *Neural computation* 9, 1735–1780.
- Hoffman, Martin, L., 2001. *Empathy and Moral Development: Implications for Caring and Justice*. Cambridge University Press.
- Kampman, O., Barezi, E.J., Bertero, D., Fung, P., 2018. Investigating audio, video, and text fusion methods for end-to-end automatic personality prediction, in:

- Proceedings of the 56th Annual Meeting of the Association for Computational Linguistics, ACL 2018, Melbourne, Australia, July 15-20, 2018, Volume 2: Short Papers, pp. 606–611. URL: <https://www.aclweb.org/anthology/P18-2096/>, doi:10.18653/v1/P18-2096.
- Kingma, D.P., Ba, J., 2014. Adam: A method for stochastic optimization. arXiv preprint arXiv:1412.6980 .
- Krapp, A., 2002. Structural and dynamic aspects of interest development: Theoretical considerations from an ontogenetic perspective. *Learning and Instruction* 12(4), 383–409.
- LeCun, Y., Bengio, Y., Hinton, G., 2015. Deep learning. *nature* 521, 436.
- Lee, S.y., Lee, G., Kim, S., Lee, J., 2019. Expressing personalities of conversational agents through visual and verbal feedback. *Electronics* 8.
- Leung, S.K., Bond, M.H., 2001. Interpersonal communication and personality: Self and other perspectives. *Asian Journal of Social Psychology* 4(1), 69–86.
- Lin, Z., Madotto, A., Shin, J., Xu, P., Fung, P., 2019a. Moel: Mixture of empathetic listeners. CoRR abs/1908.07687. URL: <http://arxiv.org/abs/1908.07687>, arXiv:1908.07687.
- Lin, Z., Xu, P., Winata, G.I., Liu, Z., Fung, P., 2019b. Caire: An end-to-end empathetic chatbot. CoRR abs/1907.12108. URL: <http://arxiv.org/abs/1907.12108>, arXiv:1907.12108.
- Ma, X., Yang, E.P., Fung, P., 2019. Exploring perceived emotional intelligence of personality-driven virtual agents in handling user challenges, in: *The World Wide*

- Web Conference, WWW 2019, San Francisco, CA, USA, May 13-17, 2019, pp. 1222–1233. URL: <https://doi.org/10.1145/3308558.3313400>, doi:10.1145/3308558.3313400.
- Omdahl, B.L., 1995. *Cognitive Appraisal, Emotion, and Empathy*. Lawrence Erlbaum Associates.
- Paiva, A., Leite, I., Boukricha, H., Wachsmuth, I., 2017. Empathy in virtual agents and robots: A survey. *ACM Trans. Interact. Intell. Syst.* 7. URL: <https://doi.org/10.1145/2912150>, doi:10.1145/2912150.
- Pennebaker, J.W., 2011. *The secret life of pronouns: What our words say about us*. Bloomsbury Press.
- Plank, B., Hovy, D., 2015. Personality traits on twitter—or—how to get 1,500 personality tests in a week, in: *Proceedings of the 6th Workshop on Computational Approaches to Subjectivity, Sentiment and Social Media Analysis*, Association for Computational Linguistics, Lisbon, Portugal. pp. 92–98.
- Rashkin, H., Smith, E.M., Li, M., Boureau, Y.L., 2019. Towards empathetic open-domain conversation models: A new benchmark and dataset, in: *Proceedings of the 57th Annual Meeting of the Association for Computational Linguistics*, Association for Computational Linguistics, Florence, Italy. pp. 5370–5381. URL: <https://www.aclweb.org/anthology/P19-1534>, doi:10.18653/v1/P19-1534.
- Salton, G., Fox, E.A., Wu, H., 1983. Extended boolean information retrieval. *Communications of the ACM* 26, 1022–1036.

- Shin, J., Xu, P., Madotto, A., Fung, P., 2019. Happybot: Generating empathetic dialogue responses by improving user experience look-ahead. CoRR abs/1906.08487. URL: <http://arxiv.org/abs/1906.08487>, arXiv:1906.08487.
- Tausczik, Y.R., Pennebaker, J.W., 2010. The Psychological Meaning of Words: LIWC and Computerized Text Analysis Methods. *Journal of language and social psychology* 29(1), 24–54.
- Schulz von Thun, F., 1981. *Miteinander reden: Störungen und Klärungen. Psychologie der zwischenmenschlichen Kommunikation*. Rowohlt Taschenbuch.
- Vaswani, A., Shazeer, N., Parmar, N., Uszkoreit, J., Jones, L., Gomez, A.N., Kaiser, Ł., Polosukhin, I., 2017. Attention is all you need, in: *Advances in neural information processing systems*, pp. 5998–6008.
- Wu, C.H., Torii, M., Vijay-Shanker, K., Tudor, C.O., Peng, Y., 2012. iSimp: A Sentence Simplification System for Biomedical Text, in: *Proceedings of the 2012 IEEE International Conference on Bioinformatics and Biomedicine*, IEEE Computer Society, Washington, DC, USA. pp. 1–6.
- Yang, Z., Yang, D., Dyer, C., He, X., Smola, A., Hovy, E., 2016. Hierarchical attention networks for document classification, in: *Proceedings of the 2016 Conference of the North American Chapter of the Association for Computational Linguistics: Human Language Technologies*, pp. 1480–1489.