

# Five Psycholinguistic Characteristics for Better Interaction with Users

Sanja Štajner<sup>a</sup>, Seren Yenikent<sup>a</sup>, Marc Franco-Salvador<sup>b</sup>

<sup>a</sup>*Symanto Research, Nürnberg, Germany*

<sup>b</sup>*Symanto Research, Valencia, Spain*

---

## Abstract

When two people pay attention to each other and are interested in what the other has to say or write, they almost instantly adapt their writing/speaking style to match the other. For a successful interaction with a user, chatbots and dialogue systems should be able to do the same. We propose a framework consisting of five psycholinguistic textual characteristics for better human-computer interaction. We describe the annotation processes used for collecting the data, and benchmark five binary classification tasks, experimenting with different training sizes and model architectures. The best architectures noticeably outperform several baselines and achieve macro-averaged  $F_1$ -scores between 72% and 96% depending on the language and the task. The proposed framework proved to be fairly easy to model for various languages even with small amount of manually annotated data if right architectures are used.

*Keywords:* natural language processing, machine learning, deep learning, psycholinguistics, emotionality, communication styles

---

---

*Email addresses:* sanja.stajner@symanto.com (Sanja Štajner),  
seren.yenikent@symanto.com (Seren Yenikent), marc.franco@symanto.com  
(Marc Franco-Salvador)

## **1. Introduction**

Communication represents the manifestation of personality which showcases one's psychological state. In human-to-human communication (either written or oral), people instinctively attempt to be in synchronization with each other to the extent that they want to commit to the interaction, engaging themselves in a so-called conversational dance (Pennebaker, 2011). In order to stay engaged and show their interest, parties invest efforts to switch their attention and adjust to the communication style of the other party. Due to less information processing necessary for adjustment, people prefer to interact with those who have better-resonating personality and communication styles (Wu et al., 2017).

The preference for more resonating personalities and communication styles extends beyond human-to-human interaction. Tailoring advertising messages to different Big 5 personality types (Costa and McCrae, 1992) has been shown to increase the click and conversion rates (Matz et al., 2017), confirming that people prefer to engage with written materials that better resonate with their personality. Personality-tailored marketing materials were also more successful at persuading consumers to eat healthier, or purchase things they really need (Matz and Netzer, 2017).

In the last few years, many studies attempted at building personalised dialogue agents, emotionally intelligent virtual agents, empathetic chatbots and dialogue systems (Paiva et al., 2017; Rashkin et al., 2019; Lin et al., 2019b; Shin et al., 2019; Lin et al., 2019a; Ma et al., 2020). It has been shown that adapting the style of the answers to the emotional state of a user leads to longer and more satisfactory user engagement not only in general conversation (i.e. chitchat) chatbots, but also in goal-oriented chatbots, as well as in human-to-human conversations in

various tasks and domains (Rashkin et al., 2019). Some studies suggested that for building emotionally intelligent virtual agents, it is not enough to adapt them only to the emotion of the user, but also to the user’s personality (Ma et al., 2020, 2019; Lee et al., 2019). It has been shown that adding personality traits to virtual agents leads to significantly better perceived emotional intelligence of such systems (Ma et al., 2019). From the computational perspective, however, automatically detecting someone’s personality is difficult, and state-of-the-art performances are far away from those needed for real-world applications (Gjurkovic and Snajder, 2018; Štajner and Yenikent, 2020; Gjurković et al., 2020). The best models rarely surpass the majority-class baselines in a binary setting, even in cases where large amounts of textual data per user are available (Plank and Hovy, 2015; Verhoeven et al., 2016; Celli and Lepri, 2018).

Building fully empathetic virtual agents has been proven to be very demanding as both approaches, theoretically-based and empirically-based, have some major shortcomings. Theoretically-based approaches suffer from “lost in translation” problem, using theories based on behavioural data obtained from different angles, accumulated through various studies and abstracted into computational models (Paiva et al., 2017; Štajner and Yenikent, 2021), whereas empirically-based approaches suffer from data biases, are domain dependent and not easily generalizable to other application scenarios (Paiva et al., 2017).

We argue that for building successful task-oriented chatbots, better resonating written responses, and more engaging marketing campaigns, it is not necessary to model deep psychological characteristics, but rather the surface realizations of psychological states and user preferences expressed through five carefully selected psycholinguistic characteristics which can be modelled more precisely. Unlike tra-

ditional personality frameworks, which capture enduring personality types (Roberts and Mroczek, 2008; Asendorpf, 2009), the psycholinguistic characteristics that we propose can change instantly depending on the context, topic, and listener. We thus find them more suitable for interactive communications across different domains and platforms.

## **2. Five Psycholinguistic Characteristics**

To design a framework that can be used on short textual utterances, we focus on emotionality and four communication styles as main aspects of instant communication that reflect psychological and contextual states of the user during an interactive communication. A task-oriented conversational agent should be able to comprehend the psychological state of the user signaled through those five characteristics. We argue that one of the major tasks for successful communication is to understand the tone of the conversation, i.e. whether the user is emotional or not, before getting into the detection of specific emotions. The four communication style features, in turn, consider situational elements, such as user experiences, expertise and interest in the domain, and, what is especially important for goal-oriented conversational agents, the goals and needs of the user.

### *2.0.1. Emotionality*

Emotionality influences fundamental psychological experiences such as personal interests and attentiveness (Krapp, 2002; Tausczik and Pennebaker, 2010). It is highly related to, and can be detected with, linguistic features (Tausczik and Pennebaker, 2010). By using various linguistic features automatically extracted from text, it has been shown that people tend to use the same levels of emotionality

Table 1: Examples for emotionality aspect in communication.

Emotionality	Example
Non-emotional	I would prefer to buy this car since it is hybrid and cost effective.
Emotional	They offer a friendly service with great choice of drinks and stunning view!
Mixed	You're looking at the newest member of our team. She is ready to tear it up!

during conversation (Pennebaker, 2011). Therefore, correctly detecting and responding to the emotional state of the user is an important aspect of an empathetic communication system.

Emotionality does not only refer to the similarity between the sender and the receiver of the message, but rather to any emotional responsiveness that takes place during the interaction (Hoffman, 2001). Emotional experiences and reactions of a person change instantly depending on the personal condition and triggers. Hence, the capability of an empathetic dialogue system to keep up with those dynamic states of the user and tailor the responses accordingly is fundamental for successful communication with the user. While emotionality is clearly a variable ranging anywhere between completely non-emotional to highly emotional, for the annotation purposes, we define emotionality as a binary label:

- **Emotional:** Feeling-focused statements that focus on values and emotions;
- **Non-emotional:** Emotionally-neutral statements that provide logical and analytical meaning.

The decision to treat emotionality as a binary label, as expected, had an impact on the observed inter-annotator agreement, leading to disagreements on instances

which have a combination of emotional and non-emotional signals. Table 1 presents the cases of clearly non-emotional and emotional instances (on which all annotators agreed), and an instance which contains a mixture of emotional and non-emotional signals (on which the annotators disagreed).

### 2.0.2. *Communication Style*

An empathetic communication process includes effective stylistic associations. When the communication is tailored based on the style, it generates positive interactions, e.g. feeling of getting liked by others as part of the social function (Bell and Daly, 1984). Our approach to communication style is based on the Four-sides Communication Model (Schulz von Thun, 1981). According to this model, every utterance reveals important information about the sender, the receiver, and the topic, in four different layers:

1. *Experience layer* which provides self-revealing information about the user;
2. *Factual layer* which contains facts and data-related information;
3. *Appeal layer* which contains the desires and effects that the user seeks;
4. *Relationship layer* which provides indicators of how the sender feels about the receiver through intonation, body language, and gestures.

The model emphasizes the practical aspects of communication, and has thus been effectively used in both one-to-one contexts and mass communication strategies, in organizational learning (e.g. embedding a certain knowledge into the organizational culture) and occupational improvements (e.g. improving the communication abilities of project managers) (Cherepanova et al., 2015; Lent, 2013).

As the model relies on the dynamic aspects of communication, it allows us to apply the layers on short text snippets which are the products of situational and

domain-specific triggers, similar to those found in a communication with goal-oriented communication agents. To incorporate this framework into the context of human-to-human or human-computer textual interaction, we use only the first three layers of the model, as the fourth layer (relationship layer) is based on face-to-face communication characteristics and thus not applicable to purely textual contexts. To satisfy the needs of goal-oriented chatbots (although our framework is also applicable in human-to-human communication), we further break down the appeal layer into two separate characteristics (action-seeking and information-seeking), to capture more granular aspects of the appeal, necessary to better respond to the user's needs.

Hence, based on the first three layers of the Four-sides Communication Model mentioned above, we define four communication styles as following:

Therefore, we define four communication styles as following:

- **Self-revealing:** Statements in which speaker shares personal information or experiences;
- **Fact-oriented:** Factual and objective statements;
- **Action-seeking:** Direct or indirect requests, suggestions, and recommendations expecting action from other people;
- **Information-seeking:** Direct or indirect questions searching for information.

Examples for each of the four communication styles are provided in Table 2.

Table 2: Examples of different communication styles.

Communication style	Example
Self-revealing	My husband was also diagnosed with a lung cancer.
Fact-oriented	For this phone, battery lasts about 20 minutes but excellent for price.
Action-seeking	Try contacting the customer service, here’s the link.
Information-seeking	I would like to know if anyone would be interested in helping.

### 3. Data Collection

Data was collected from various sources, ranging from those that contain very short posts (Facebook, Twitter, YouTube), through Amazon reviews, to forums where multiple users interact with each other. In all cases, each post by one user was treated as a separate instance, and we did not allow for multiple posts from the same user from any of the sources (to avoid user bias as much as possible).

#### 3.1. Annotation Procedure

We hired three annotators, all native speakers, and provided a workshop in which we explained the theory behind each of the five psycholinguistic characteristics, and showed them a number of examples for each. A question and answer session followed to clarify potential misunderstandings. After that, the annotators were provided with a small set of 100 instances and asked to annotate each instance for each of the five characteristics (emotionality, self-revealing, fact-oriented, action-seeking, and information seeking) by assigning it a *yes* or *no* label. After the test phase was finished, we conducted the second workshop to further clarify potential difficulties of the annotation task. After that, each annotator was given the final annotation set.



Table 3: Percentage of instances with perfect agreement.

Aspect	Perfect agreement
Emotionality	53%
Fact-oriented	52%
Self-revealing	63%
Action-seeking	73%
Information-seeking	80%

### 3.2. *Inter-Annotator Agreement*

Table 3 shows the percentage of instances with perfect inter-annotator agreement among three annotators for English, for each psycholinguistic characteristic separately. To better understand the causes of disagreement, we had a closer look at the instances in which annotators disagreed on some of the psycholinguistic characteristics, and noticed two main sources of disagreements:

1. The disagreements on the emotionality aspect were mostly observed for longer instances which contained a mixture of emotional and non-emotional signals. By talking to the annotators, we discovered that there were two main causes for annotation disagreements in those cases: (a) different annotators focused on different parts of the instances; and (b) annotators had different thresholds for the number of emotional signals they deem necessary to label a certain instance as emotional. For example, in the following post, the first part conveys an emotional expression that is followed by a rational statement that includes reasoning:

- *You just hit the nail on the head! They have Kante so he's not going to get much playing time.*
2. Those instances which are emotional and fact-oriented at the same time led to most disagreements on both emotionality and fact-oriented labelling tasks. This revealed that humans tend to associate the fact-oriented statements with being non-emotional, and non-fact-oriented with being emotional. Although it is more common to have statements that are both non-emotional and fact-oriented, or those that are both emotional and non-fact-oriented, statements that are emotional and fact-oriented at the same time also exist, as in the following example:

- *All this is a scam to push the EV market and away from diesel fuel this was all pre set up for everyone to start buying electric and not go towards "Clean Diesel".*

A manual inspection of 300 annotated instances from the final annotation set confirmed that disagreements were not the result of low quality annotations, but rather the natural complexity and subjectivity of the task.

## **4. Experiments**

### *4.1. Datasets*

Given the high number of instances that are difficult to annotate even by humans (Section 3.2), we did not want to bring noise into the comparison of model performances among various architectures and training sizes by having a high number of "gray zone" cases in the test sets. Therefore, we opted for the main test sets to consist only of instances with perfect inter-annotator agreement ("clear

Table 4: Statistics of the dataset partitions.

Aspect	Training		Test	
	NO	YES	NO	YES
Emotionality	6,557	6,538	496	504
Fact-oriented	11,047	2,097	827	173
Self-revealing	2,548	13,162	160	840
Action-seeking	15,969	1,945	884	116
Information-seeking	17,259	3,177	844	156

cases”). When it comes to training sets, we experimented with both scenarios: (1) using only the cases on which all three annotators agreed (“clear cases” only); and (2) using the same portion of data randomly sampled from the whole annotated datasets, taking the majority label as the “gold label”. The first scenario yielded significantly better results than the second, and therefore, we here discuss only those results and present the statistics of those datasets (Table 4). This scenario ensured the good quality of training data (due to training dataset consisting only of “clear cases”), and easier discussion of the results knowing that trained human annotators had perfect agreement on those test sets.

We performed a stratified division of data, aiming to have 1,000 test instances in each classification task. The rest of the annotated data with perfect inter-annotator agreement was used as the main (largest) training datasets. We also tried balancing the two classes in the training datasets of each binary classification task. The resulting classification performances were not better than in the unbalanced scenario, and are thus not presented in this paper.

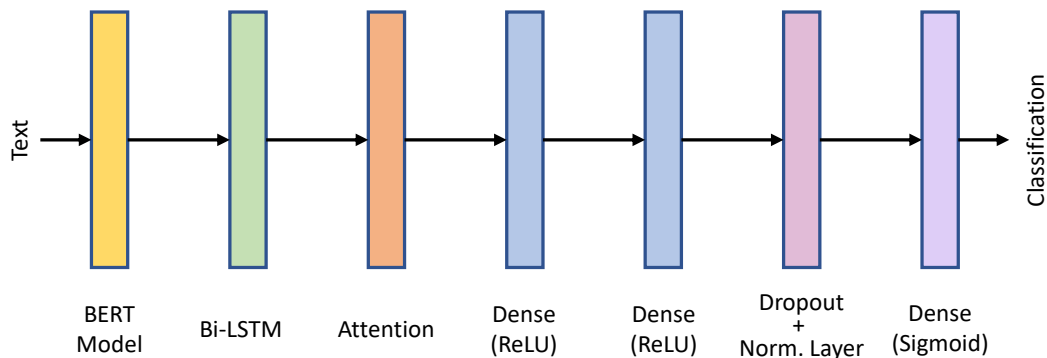


Figure 1: Classification model architecture.

*Additional test set.* To assess the usefulness of our models in a real-world scenario, where given utterances might not all be the "clear cases", we built an additional test set for the emotionality classification task in English by randomly choosing 500 instances on which the annotators did not agree (where the "gold label" is the majority label) and 500 instances on which all three annotators agreed, from a new set of instances from Twitter, collected one year later than the original datasets. In this annotation round, we additionally asked the annotators to label the instances for being easy or difficult cases. Each instance that was annotated as difficult by at least two annotators, obtained a "gold label" difficult, others were labelled as easy. This resulted in 482 instances being labelled as easy, and 518 instances being labelled as difficult. We use those additional labels to calculate accuracy of our best models on the test set consisting of only difficult cases (Section 5.1), and to check how they relate to the class probabilities in our best models 5.2).

#### 4.2. Classification Models and Evaluation Metrics

We use fine-tuned Bidirectional Encoder Representations from Transformers (BERT) model (Devlin et al., 2018) to obtain the word embeddings from the input

text.<sup>1</sup> They feed a bidirectional Long Short-Term Memory (LSTM) (Hochreiter and Schmidhuber, 1997). An attention mechanism (Yang et al., 2016) combines its hidden states. Finally, we get the classification result by using three fully connected dense layers together with dropout and layer normalisation (Ba et al., 2016). The model architecture is shown in Figure 1. We fine-tune a different BERT model for each training partition, using 5% of the training data as development partition. We note that the BERT word representations are derived from sub-word information, which makes the model versatile in terms of vocabulary size and spelling errors.

We also explore two additional baseline models: (1) a classical word and character n-grams with Support Vector Machines (Chang and Lin, 2011) classifier (ng-SVM);<sup>2</sup> and (2) representing the input text by means of character embeddings post-processed with Convolutional Neural Networks (c-CNN) (LeCun et al., 2015). For the latter model, we use the neural architecture proposed by Zhang et al. (2015) but add a character embedding layer as input.<sup>3</sup> The performance of such architecture is similar to that of the original one, but the embedding layer contributes to making the model smaller and faster converging at the training time.

*Evaluation Metrics.* As evaluation metrics, we use the macro-averaged per-class Precision (P), Recall (R) and F1-score (F), for all models. We opt for the macro-averaged metrics to consider equally important each class regardless of its fre-

---

<sup>1</sup>For more details about BERT, its pretrained models, and how to fine-tune, please refer to: <https://github.com/google-research/bert>.

<sup>2</sup>The ng-SVM parameters include the top 20k word f1,2g-grams, top 20k character {3,4,5}-grams with word boundaries, and the Term Frequency-Inverse Document Frequency (TF-IDF) weighting scheme (Salton et al., 1983) with minimum DF of 2.

<sup>3</sup>The c-CNN parameters include 128-dimensional trainable random embeddings, top 20k characters, maximum text length of 400, 1024 filters, and kernels of size 3, 5 and 7.

Table 5: Macro-averaged performances (in %) of the compared models for all English tasks.

Model	Emotionality			Fact-oriented			Self-revealing			Action-seeking			Info-seeking		
	P	R	F	P	R	F	P	R	F	P	R	F	P	R	F
c-CNN	89	89	89	89	80	83	86	86	86	85	81	83	94	93	94
ng-SVM	90	90	90	90	87	88	89	86	87	91	81	85	94	88	91
BERT	95	95	95	94	95	95	94	96	95	92	87	90	96	96	96

quency. This eases the analysis of results with our imbalanced test sets.

## 5. Results

The macro-averaged results of the classification experiments on all five psycholinguistic characteristics and for all three model architectures, using the full English training datasets are presented in Table 5. The BERT models perform best on all tasks, while ng-SVM performs better than c-CNN on average, showing worse performance only on the information-seeking classification task.

### 5.1. Results on Additional Test Set

To discard any kind of data artifact that could ease the classification of the main test instances, we also test our best emotionality classification model (BERT) on the additional test set (Section 4.1). The model achieves an 81% macro-averaged F1-score on this additional test set. On the cases labeled as difficult, it achieves a 74% macro-averaged F1-score. Considering the additional difficulty of social media texts, the topic-domain shift produced due to one year between the crawling of the training and the test sets, and inclusion of difficult cases in the test set, we consider this result as a proof of our model’s satisfactory performance. These

results also extend the validity of our best models to the real-world applications where quality and versatility to adapt to new domains is a must.

### *5.2. Class Probabilities for Assessing Emotional Intensity*

By using the additional test set, we find that the class probability of our best emotionality model might be used to assess the emotional intensity of the post. In over 94% of the test instances, easy cases of non-emotional instances have a probability of the no class between 85% and 99%, while difficult cases have a probability of no class between 40% and 60%. These results indicate that the class probability might be used as a measure of the emotional intensity for applications where a binary label is not sufficient.

### *5.3. Influence of Training Size*

We also investigate the influence of training size on the performance of our best models. The macro-averaged F1-score obtained in those experiments is plotted in Figure 2. As can be seen, even with using only 1,000 instances for training, the BERT model achieves over 92% macro-averaged F1-score for emotionality detection. The results of the binary classifiers trained on smaller portions of the training data (even only 1,000 instances) for the four communication characteristics also achieve very high performance, significantly outperforming the majority-class baseline in all cases.

### *5.4. Other Languages*

To test applicability of the proposed method in languages other than English, we collected the data from the same sources and used the same annotation procedures for four other languages: Spanish, German, Arabic, and Chinese. All test sets

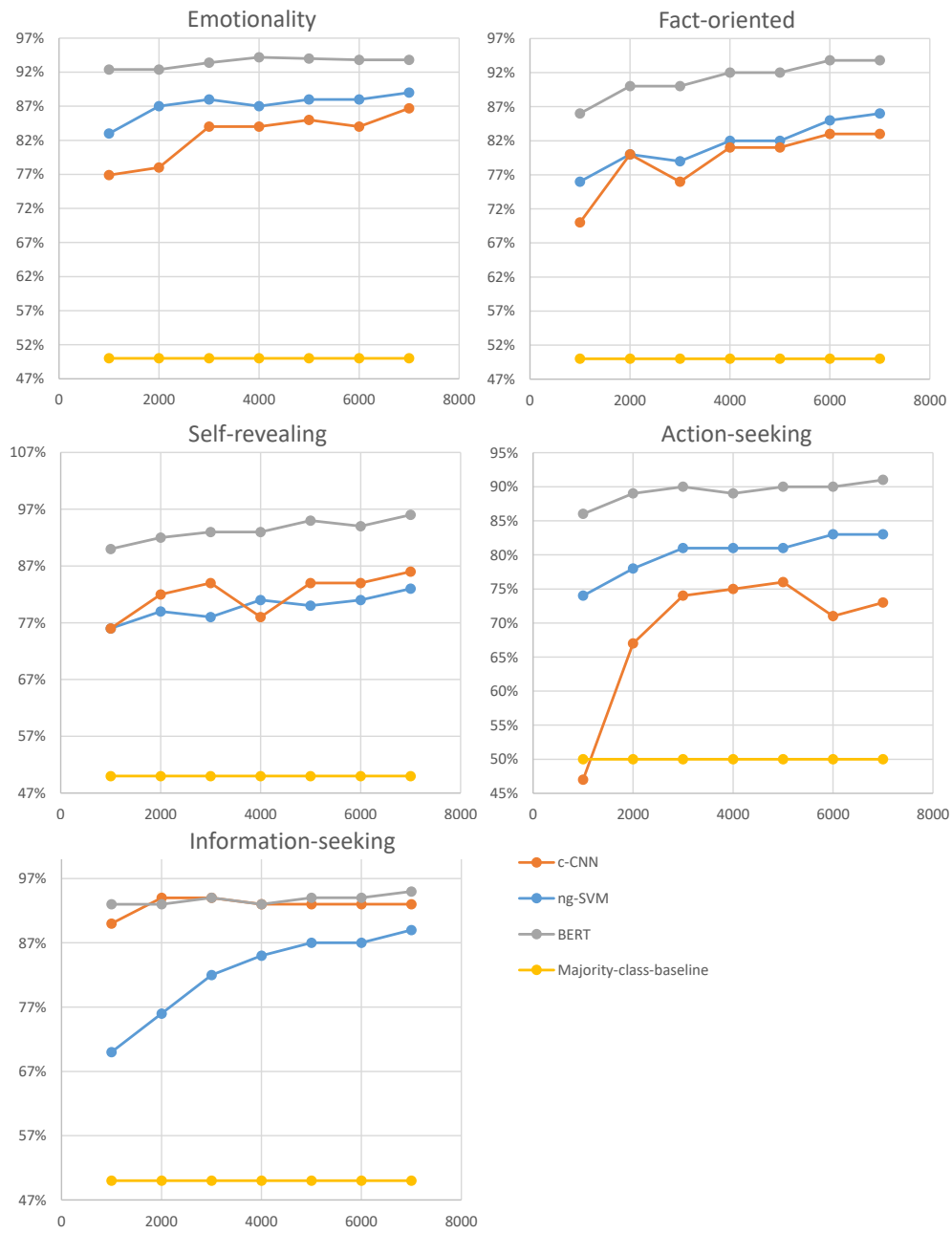


Figure 2: Macro-averaged  $F_1$ -score of the compared models in function of the training size.



Table 6: Macro-averaged performances (in %) for all the languages and tasks using the BERT architecture.

Language	Emotionality			Fact-oriented			Self-revealing			Action-seeking			Info-seeking		
	P	R	F	P	R	F	P	R	F	P	R	F	P	R	F
English	95	95	95	94	95	95	94	96	95	92	87	90	96	96	96
Spanish	94	93	94	96	96	96	93	93	93	79	76	77	97	96	96
German	86	86	86	88	88	88	93	92	93	88	84	86	95	92	94
Arabic	88	88	88	83	79	81	90	84	86	80	67	72	93	93	93
Chinese	91	90	91	92	92	92	90	91	90	87	86	87	95	96	95

were of the same size (1,000 instances) following the class distribution of their corresponding training datasets. Training datasets in all languages were of similar sizes. The macro-averaged performances of BERT models for all languages and tasks are provided in Table 6.

### 5.5. Error Analysis

We performed a manual error analysis on all misclassified instances by the English models trained with BERT on the full training datasets.

The majority of errors in emotionality detection seem to stem from the model’s inability to recognize sarcasm and some fixed expressions which humans easily recognize as emotional, e.g. *”Uber and other companies are under fire.”*, or *”It’s like an Uber for the air. Check out this travel start up.”*.

In self-revealing classification, we found two types of recurrent errors, both being false positives. The first type stems from the high emotionality of the post being confused with self-revealing, e.g. *”Apple pay sucks.”*. The second type stems

from first-person pronouns, which in those cases do not indicate self-revealing posts, e.g. *"I sent you an email. It wouldn't let me post it below."*. The last example was classified wrongly in both self-revealing and fact-oriented classifications (as self-revealing and as non fact-oriented). In fact-oriented classification, we have mostly seen false negatives, where the models failed to recognize fact-oriented posts, e.g. *"For this phone, battery lasts about 20 minutes but excellent for price."*. The errors in fact-oriented and self-revealing classification most likely originate from the fact that a great majority of self-revealing posts are at the same time emotional, and a great majority of fact-oriented posts are at the same time non-emotional. Balancing the two emotionality classes in training datasets for self-revealing and fact-oriented classification task might thus help avoiding some of the errors.

In information-seeking classification, the model was not able to recognize polite information-seeking requests hidden under a layer of modal verbs, e.g. *"I would like to know if anyone would be interested in helping."*. The other common types of errors for this model were false positives for the rhetorical questions, such as *"Why can't you help me?"*.

In action-seeking classification, fewer false negatives were found in shorter ( $\leq 40$  words) than in longer posts ( $> 40$  words), a 62% and 75% out of all misclassified instances, respectively. In self-revealing classification, in contrast, we found that longer posts ( $> 40$  words) lead to noticeably fewer false negatives (20%) than shorter posts (81%).

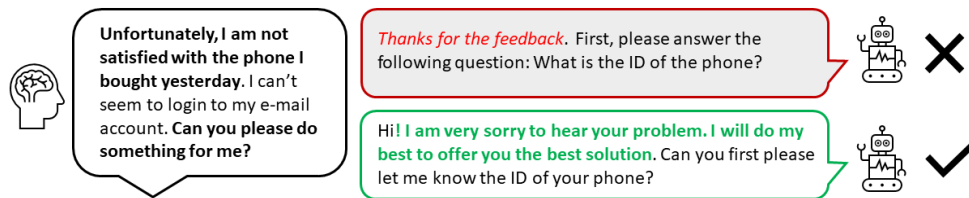


Figure 3: An emotional, self-revealing, and information-seeking utterance from an user.

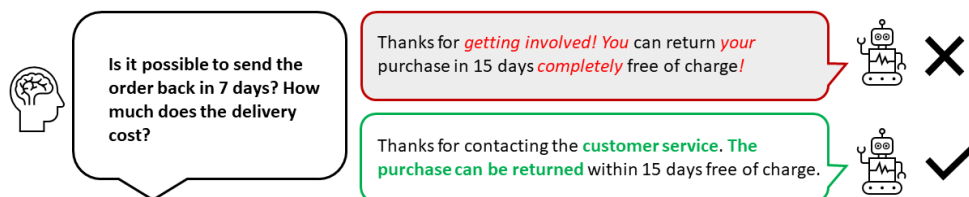


Figure 4: A non-emotional, fact-oriented, action-seeking and information-seeking utterance from an user.

## 6. Envisioned Usage

Most commercial chatbots used for customer service and troubleshooting use generic databases to create utterances without resonating with the user's psycholinguistic characteristics and communication needs, and this leads to customers being unsatisfied and leaving the conversation quickly. An effective chatbot should be able to do the same that most humans intuitively do, to adapt to the user's psycholinguistic characteristics, making thus impression of being interested and fully engaged in the conversation with the user.

The works outlined in Sections 1 and 2 give pointers to what the right emotionality and communication style would be for each user utterance. In terms of emotional tonality, an effective chatbot should respond with equal emotional tonality (emotional or non-emotional). When encountered with a user that uses

self-revealing communication style (Figure 3), chatbot should show adaptive nature, and refer to the user by using second-person pronouns to acknowledge the user's shared personal experience and focus on it. When encountered with fact-oriented communication style by a user (Figure 4), in contrast, chatbot should keep the wording concise and based on facts. In the case of either action-seeking or information-seeking signals from the user's side, if chatbot cannot immediately give the requested answer but rather has to ask something first (Figure 3), its answer should contain assurance words such as *recommend* and *offer* giving thus a confirmation that the user's seeking needs will be met in the subsequent answers.

To test those suggestions in a real-world scenario, we obtained 50 real conversations of users with a commercial goal-oriented chatbot, and manually annotated for user satisfaction (*very satisfied*, *neutral*, or *dissatisfied*) based on how the user ended the conversation, considering the following scenarios:

- User finishes conversation abruptly and on an angry note (*dissatisfied*)
- User finishes conversation abruptly without any emotional marker (*neutral*)
- User finishes conversation on a happy note, or thanking for the conversation (*satisfied*)

We asked our annotators to label users' psycholinguistic characteristics in those conversations. We further annotated the chatbot answers according to the above-mentioned suggestions, for whether it matches users' emotionality and communication styles or not. The level of matching between chatbot's and user's psycholinguistic characteristics was calculated as a percentage of psycholinguistic characteristics detected in the user's utterances that were adequately matched by the chatbot's answers. Comparison of the user's satisfaction with the level of

matching between chatbot’s and user’s psycholinguistic characteristics confirmed our hypothesis that there is a significant association between the two. Although these results can be considered only as preliminary, due to the small sample size and only one chatbot solution taken into account, they give an indication of the potential usage of our framework in the real-world chatbot scenarios for a better user satisfaction.

## **7. Conclusion**

In this paper, we proposed five psycholinguistic characteristics that could lead to better written interaction with users in human-to-human interaction, chatbots, and marketing. We showed that all five binary classification tasks achieve high performances in five languages (English, Spanish, German, Arabic, and Chinese) using BERT architecture, and that they can be successfully modelled even with small amounts of human-annotated training data (1000 instances).

## **Acknowledgements**

We thank Angelo Basile for his support and comments. We also thank all current and past employees of Symanto Research who were involved in earlier stages of this project and thus made this publication possible.

## **References**

- Asendorpf, J.B., 2009. Personality: Traits and situations. *The Cambridge handbook of personality psychology* , 43–53.
- Ba, J.L., Kiros, J.R., Hinton, G.E., 2016. Layer normalization. *arXiv preprint arXiv:1607.06450* .

- Bell, R.A., Daly, J.A., 1984. The affinity-seeking function of communication. *Communications Monographs* 51(2), 91–115.
- Celli, F., Lepri, B., 2018. Is Big Five Better than MBTI? A Personality Computing Challenge Using Twitter Data.
- Chang, C.C., Lin, C.J., 2011. Libsvm: A library for support vector machines. *ACM transactions on intelligent systems and technology (TIST)* 2, 1–27.
- Cherepanova, N., Tukhvatulina, L., Eremina, A., 2015. Communication technologies in contemporary corporate social responsibility management. *Procedia-Social and Behavioral Sciences* 166, 583–588.
- Costa, Jr, P.T., McCrae, R.R., 1992. Revised NEO Personality Inventory (Neo-PI-R) and NEO Five-Factor Inventory (NEO-FFI): Professional manual. Psychological Assessment Resources.
- Devlin, J., Chang, M.W., Lee, K., Toutanova, K., 2018. Bert: Pre-training of deep bidirectional transformers for language understanding. arXiv preprint arXiv:1810.04805 .
- Gjurković, M., Karan, M., Vukojević, I., Bošnjak, M., Šnajder, J., 2020. Pandora talks: Personality and demographics on reddit. arXiv preprint arXiv:2004.04460 .
- Gjurkovic, M., Snajder, J., 2018. Reddit: A gold mine for personality prediction., in: *PEOPLES@NAACL-HTL*, pp. 87–97.
- Hochreiter, S., Schmidhuber, J., 1997. Long short-term memory. *Neural computation* 9, 1735–1780.

- Hoffman, Martin, L., 2001. *Empathy and Moral Development: Implications for Caring and Justice*. Cambridge University Press.
- Krapp, A., 2002. Structural and dynamic aspects of interest development: Theoretical considerations from an ontogenetic perspective. *Learning and Instruction* 12(4), 383–409.
- LeCun, Y., Bengio, Y., Hinton, G., 2015. Deep learning. *nature* 521, 436.
- Lee, S.y., Lee, G., Kim, S., Lee, J., 2019. Expressing personalities of conversational agents through visual and verbal feedback. *Electronics* 8, 794.
- Lent, B., 2013. Cybernetic approach to project management. *Communication Management: COM* , 337–364.
- Lin, Z., Madotto, A., Shin, J., Xu, P., Fung, P., 2019a. Moel: Mixture of empathetic listeners. CoRR abs/1908.07687. URL: <http://arxiv.org/abs/1908.07687>, arXiv:1908.07687.
- Lin, Z., Xu, P., Winata, G.I., Liu, Z., Fung, P., 2019b. Caire: An end-to-end empathetic chatbot. CoRR abs/1907.12108. URL: <http://arxiv.org/abs/1907.12108>, arXiv:1907.12108.
- Ma, X., Yang, E., Fung, P., 2019. Exploring perceived emotional intelligence of personality-driven virtual agents in handling user challenges, in: *The World Wide Web Conference*, pp. 1222–1233.
- Ma, Y., Nguyen, K.L., Xing, F.Z., Cambria, E., 2020. A survey on empathetic dialogue systems. *Information Fusion* 64, 50–70.

- Matz, S.C., Kosinski, M., Nave, G., Stillwell, D.J., 2017. Psychological targeting as an effective approach to digital mass persuasion, in: Proceedings of the National Academy of Sciences, National Acad Sciences. pp. 12714–12719.
- Matz, S.C., Netzer, O., 2017. Using big data as a window into consumers' psychology. *Current Opinion in Behavioral Sciences* 18, 7–12.
- Paiva, A., Leite, I., Boukricha, H., Wachsmuth, I., 2017. Empathy in virtual agents and robots: A survey. *ACM Trans. Interact. Intell. Syst.* 7. URL: <https://doi.org/10.1145/2912150>, doi:10.1145/2912150.
- Pennebaker, J.W., 2011. *The secret life of pronouns: What our words say about us.* Bloomsbury Press.
- Plank, B., Hovy, D., 2015. Personality traits on twitter—or—how to get 1,500 personality tests in a week, in: Proceedings of the 6th Workshop on Computational Approaches to Subjectivity, Sentiment and Social Media Analysis, Association for Computational Linguistics, Lisbon, Portugal. pp. 92–98.
- Rashkin, H., Smith, E.M., Li, M., Boureau, Y.L., 2019. Towards empathetic open-domain conversation models: A new benchmark and dataset, in: Proceedings of the 57th Annual Meeting of the Association for Computational Linguistics, Association for Computational Linguistics, Florence, Italy. pp. 5370–5381. URL: <https://www.aclweb.org/anthology/P19-1534>, doi:10.18653/v1/P19-1534.
- Roberts, B.W., Mroczek, D., 2008. Personality trait change in adulthood. *Current directions in psychological science* 17, 31–35.



- Salton, G., Fox, E.A., Wu, H., 1983. Extended boolean information retrieval. *Communications of the ACM* 26, 1022–1036.
- Shin, J., Xu, P., Madotto, A., Fung, P., 2019. Happybot: Generating empathetic dialogue responses by improving user experience look-ahead. *CoRR* abs/1906.08487. URL: <http://arxiv.org/abs/1906.08487>, arXiv:1906.08487.
- Štajner, S., Yenikent, S., 2020. A survey of automatic personality detection from texts, in: *Proceedings of the 28th International Conference on Computational Linguistics*, pp. 6284–6295.
- Štajner, S., Yenikent, S., 2021. Why is mbti personality detection from texts a difficult task?, in: *Proceedings of the 16th Conference of the European Chapter of the Association for Computational Linguistics: Main Volume*, pp. 3580–3589.
- Tausczik, Y.R., Pennebaker, J.W., 2010. The Psychological Meaning of Words: LIWC and Computerized Text Analysis Methods. *Journal of language and social psychology* 29(1), 24–54.
- Schulz von Thun, F., 1981. *Miteinander reden: Störungen und Klärungen. Psychologie der zwischenmenschlichen Kommunikation*. Rowohlt Taschenbuch.
- Verhoeven, B., Daelemans, W., Plank, B., 2016. Twisty: a multilingual twitter stylometry corpus for gender and personality profiling, in: *Proceedings of the Tenth International Conference on Language Resources and Evaluation (LREC 2016)*, European Language Resources Association (ELRA), Portoroz, Slovenia. pp. 1632–1637.

Wu, Y., Stillwell, D., Schwartz, H.A., Kosinski, M., 2017. Birds of a feather do flock together: behavior-based personality-assessment method reveals personality similarity among couples and friends. *Psychological Science* 28, 276–284. doi:10.1177/0956797616678187.

Yang, Z., Yang, D., Dyer, C., He, X., Smola, A., Hovy, E., 2016. Hierarchical attention networks for document classification, in: *Proceedings of the 2016 Conference of the North American Chapter of the Association for Computational Linguistics: Human Language Technologies*, pp. 1480–1489.