

AutoDis: Automatic Discretization for Embedding Numerical Features in CTR Prediction

Huifeng Guo*, Bo Chen*, Ruiming Tang, Zhenguo Li, Xiuqiang He

Noah's Ark Lab, Huawei, China

{huifeng.guo, chenbo116, tangruiming, li.zhenguo, hexiuqiang1}@huawei.com

*Equal Contribution

Abstract

Learning sophisticated feature interactions is crucial for Click-Through Rate (CTR) prediction in recommender systems. Various deep CTR models follow an Embedding & Feature Interaction paradigm. The majority focus on designing network architectures in Feature Interaction module to better model feature interactions while the Embedding module, serving as a bottleneck between data and Feature Interaction module, has been overlooked. The common methods for numerical feature embedding are Normalization and Discretization. The former shares a single embedding for intra-field features and the latter transforms the features into categorical form through various discretization approaches. However, the first approach suffers from low capacity and the second one limits performance as well because the discretization rule cannot be optimized with the ultimate goal of CTR model. To fill the gap of representing numerical features, in this paper, we propose *AutoDis*, a framework that discretizes features in numerical fields automatically and is optimized with CTR models in an end-to-end manner. Specifically, we introduce a set of meta-embeddings for each numerical field to model the relationship among the intra-field features and propose an automatic differentiable discretization and aggregation approach to capture the correlations between the numerical features and meta-embeddings. Comprehensive experiments on two public and one industrial datasets are conducted to validate the effectiveness of AutoDis over the SOTA methods.

Introduction

To alleviate the problem of information explosion, recommender systems are widely deployed to give personalized information filtering in online information services, such as web search, news recommendation, and online advertising. CTR prediction is crucial in recommender systems, which is to estimate the probability that a user will click on a recommended item under a specific context, so that recommendation decisions can be made based on the predicted CTR values (McMahan et al. 2013; Zhou et al. 2018; Wang et al. 2020).

Because of the superior performance of feature representation in computer vision and natural language processing,

deep learning techniques attract the attention of recommendation community. Therefore, plenty of industrial companies propose various deep CTR models and deploy them in their commercial systems, such as Wide & Deep (Cheng et al. 2016) in Google Play, DeepFM (Guo et al. 2017) in Huawei AppGallery, DIN (Zhou et al. 2018) in Taobao.

Most of the existing deep CTR models follow an Embedding & Feature Interaction (FI) paradigm. Due to the significant importance for feature interaction in the CTR prediction, the majority works focus on designing network architectures in FI module to better model explicit or implicit feature interactions, for instance, wide component in Wide & Deep (Cheng et al. 2016), FM component in DeepFM (Guo et al. 2017), and Attention mechanism in DIN (Zhou et al. 2018). Although not well studied by the literature, Embedding module is also a key factor to deep CTR models for two reasons: 1) Embedding module is the cornerstone of the subsequent FI module and directly affects the effectiveness of FI module (Zhang, Du, and Wang 2016; Liu et al. 2020c); 2) the number of parameters in deep CTR models is heavily concentrated in Embedding module, which naturally has high impact on the prediction performance (Joglekar et al. 2019). However, the Embedding module is overlooked by the research community, which motivates us to conduct in-depth research.

The Embedding module works in a look-up table manner and maps each feature of the input data, no matter in categorical fields or numerical fields¹, to the latent embedding space with learnable parameters (Zhou et al. 2019b). Consider an example instance (Gender=Male, Day=Tuesday, Height=175.6, Age=18), features in categorical field Gender are mapped to embeddings trivially by assigning a unique embedding to each individual feature, which is widely used in existing works (Guo et al. 2017; Qu et al. 2019). Unfortunately, such categorization strategy cannot be utilized to handle numerical features, as there may be infinitely many feature values in a numerical field (e.g. Height). To deal with this issue, practitioners usually resort to the normalization (Guo et al. 2017;

¹For clarify, we use “field” to represent a class of features following (Juan et al. 2016; Qu et al. 2019) and “feature” to represent a certain value in a specific field.

Song et al. 2019) or discretization approaches (Qu et al. 2019). However, the former may lead to poor performance due to the low capacity of representations, as features in each field share single embedding. The latter also limits performance because such heuristic-based discretization rules cannot be optimized with the ultimate goal of CTR models, which is later referred as TPP (**T**wo-**P**hase **P**roblem). Moreover, embeddings learned via discretization approaches suffer from SBD problem (**S**imilar value **B**ut **D**is-similar embedding) and DBS problem (**D**is-similar value **B**ut **S**ame embedding). For example, a commonly used strategy for applying discretization in Age field is to determine [18,40] as teenage bucket and [41,65] as mid-age bucket, which results in: 1) numerical value 40 and 41 with significant different embeddings (SBD problem); 2) numerical value between 18 and 40 with the same embedding (DBS problem).

To address the limitations of existing approaches, in this paper, we propose *AutoDis*, a framework that discretizes features in numerical fields automatically, with two distinguished properties reserved: 1) **End-To-End**: the discretization of numerical features can be optimized jointly with the ultimate goal of deep CTR models; 2) **Continuous-But-Different**: different feature values are assigned with different embeddings. The closer the feature values, the more similar the embeddings are.

To achieve such two advances, in *AutoDis*, we elaborately design a set of *meta-embeddings* for each numerical field, which are shared among all the intra-field feature values. Meta-embeddings learn the relationship across different feature values in this field with a manageable number of embedding parameters. Utilizing meta-embedding is able to avoid explosive embedding parameters introduced by assigning each numerical feature with an independent embedding simply. Besides, the embedding of a numerical feature is designed as a differentiable *aggregation* over the shared meta-embeddings, so that the discretization of numerical features can be optimized with the ultimate goal of deep CTR models in an end-to-end manner. To summarize, the main contributions of this research work are listed as follows.

- We propose *AutoDis*, a framework that discretizes features in numerical fields automatically. *AutoDis* is the first **End-To-End** framework that optimizes the discretization of numerical features jointly with deep CTR models.
- *AutoDis* introduces a set of meta-embeddings for each numerical field to capture the relationship among the intra-field feature values with a manageable number of parameters. The embedding learning procedure is a differentiable aggregation of such shared meta-embeddings.
- Comprehensive experiments are conducted on two public and a private datasets to demonstrate *AutoDis* is a valid framework to work with various popular deep CTR models and is able to improve the recommendation performance significantly. Furthermore, we empirically validate **Continuous-But-Different** property of *AutoDis*, which is not held in the existing discretization strategies.

Preliminary

Deep CTR prediction

Most existing deep CTR models follow an Embedding & Feature Interaction (FI) paradigm. Embedding module maps input features to low-dimensional embeddings. Based on such learnable embeddings, FI module models implicit/explicit low- and high-order feature interactions and fits the target by learning further nonlinear relationship among features. Below, we will give a brief introduction of these modules in Deep CTR models.

Embedding As the cornerstone of the deep CTR models, Embedding module has significant impact on model performance because it takes up majority of the model parameters. Existing researches mainly focus on designing adaptable embedding algorithms by allocating variable-length embeddings or multi-embeddings to different features, such as Mixed-dimension (Ginart et al. 2019), NIS (Joglekar et al. 2019) and AutoEmb (Zhao et al. 2020). However, these methods can only be applied in the look-up table manner for categorical features or numerical features after discretization. Few studies pay attention to the automated embedding learning of numerical features, which is vital in deep CTR models of the industry.

Feature Interaction To capture the feature interactions effectively, different network architectures are proposed in the research community of CTR prediction, such as FM component in DeepFM (Guo et al. 2017), CIN in xDeepFM (Lian et al. 2018), attention mechanism in DIN (Zhou et al. 2018). We categorize the existing models based on how they model feature interactions.

Only-Implicit: Only modeling implicit feature interactions directly based on the learnable embeddings, such as FNN (Zhang, Du, and Wang 2016). **Explicit-Direct**: Modeling both explicit and implicit feature interactions. Explicit and implicit interactions are modeled in parallel through product-based component and MLP respectively. Noted that the explicit interactions are fed into the final prediction without going through MLP. Wide & Deep (Cheng et al. 2016), DeepFM (Guo et al. 2017; Guo et al. 2019), AFM (Xiao et al. 2017), DCN (Wang et al. 2017) and AutoFIS (Liu et al. 2020b) are such instances. **Explicit-MLP**: Modeling both explicit and implicit feature interactions. Explicit interactions are modeled via a special network and then connected to MLP. Finally the output of MLP is served as the final prediction. IPNN (Qu et al. 2016), DIN (Zhou et al. 2018), DIEN (Zhou et al. 2019a), xDeepFM (Lian et al. 2018), PIN (Qu et al. 2019), FGCNN (Liu et al. 2019), FiBiNET (Huang, Zhang, and Zhang 2019), AutoInt (Song et al. 2019) and AutoGroup (Liu et al. 2020a) fall into this category.

Methodology

In this section, we first conduct a detail analysis of the existing methods for representing numerical features and clarify their limitations. Then we introduce our proposed framework *AutoDis* and explain its training details.

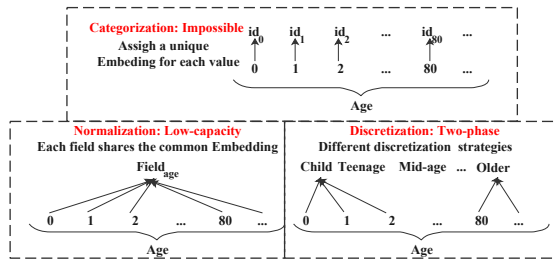


Figure 1: Existing embedding methods for numerical features.

Existing Methods for Numerical Features

Figure 1 shows three approaches that map numerical features (such as Age) into latent embedding space. **Categorization**: Similar to categorical features, each numerical feature can be regarded as an individual categorical feature and assigned a unique embedding. **Normalization**: All the numerical features in the same field share a single embedding and scalar multiply with their values (Guo et al. 2017; Song et al. 2019). **Discretization**: It transforms the numerical feature values into categorical form by discretizing them into buckets (Qu et al. 2019) with different strategies and then assigning each individual bucket a unique embedding.

There may be infinitely many feature values in a numerical field, hence applying **Categorization** introduces explosively huge embedding parameters which is unaffordable in practice. Besides, **Normalization** limits representation capacity of embeddings, because the embeddings of different features in the same field are linearly related to each other. Therefore, restricted by these severe limitations, neither methods are practical in real-world applications.

Discretization Existing industrial recommender systems handle numerical features by adopting **Discretization**, which transforms numerical features to categorical features through various heuristic discretization strategies. We summarize three widely-used approaches as follows:

- **EDD/EFD**: EDD partitions the range of the feature values into k equal-width buckets, where k is the number of buckets. Formally, the range of feature values is $[Min, Max]$, then interval width w is defined as $w = (Max - Min)/k$. Accordingly, the bucket of feature value can be obtained by $v \leftarrow \text{floor}((v - Min)/w)$. Similarly, EFD divides the range $[Min, Max]$ to several buckets such that each bucket contains (approximately) equal number of feature values.
- **LD**: The champion team of Criteo advertiser prediction task in Kaggle Competition² utilizes the logarithm and floor operation to transform the numerical features to categorical form: $v \leftarrow \text{floor}(\log(v)^2)$.
- **TD**: Apart from deep learning models, decision tree-based models (such as GBDT) are widely-used in recommendation because of their capability of handling numerical features effectively. Therefore, many tree-based approaches

²<http://https://www.kaggle.com/c/criteo-display-ad-challenge/discussion/10555>

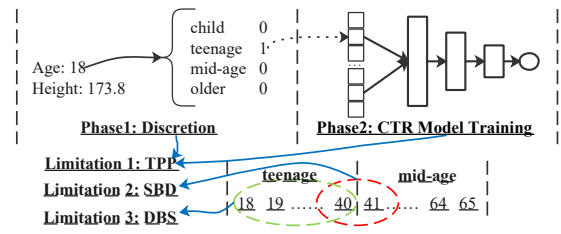


Figure 2: Limitations of existing discretization approaches.

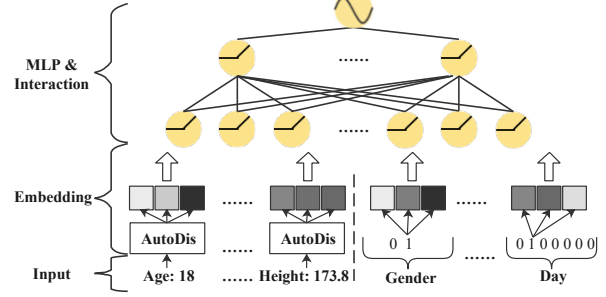


Figure 3: AutoDis works as a component compatible to the existing deep CTR models.

are utilized to discretize the numerical features (He et al. 2014; Ke et al. 2019; Grabczewski and Jankowski 2005).

Limitation of Discretization Although discretization approaches are widely-used in industrial scenarios (Qu et al. 2019; He et al. 2014), they still suffer from three limitations (shown in Figure 2): **TPP** (**T**wo-**P**hase **P**roblem), **SBD**: (**S**imilar value **B**ut **D**is-similar embedding) and **DBS** (**D**is-similar value **B**ut **S**ame embedding).

- **TPP**: The discretization process is determined by either a heuristic rule or another model, so that it cannot be optimized together with the ultimate goal of the CTR prediction task, leading to sub-optimal performance.
- **SBD**: These discretization strategies may separate similar features (boundary values) into two different buckets hence their afterwards embeddings are significantly different. For instance, a commonly used discretization for Age field is to determine $[18, 40]$ as teenage and $[41, 65]$ as mid-age, which results in significantly different embeddings for numerical value 40 and 41.
- **DBS**: Existing discretization strategies may group significantly different elements into the same bucket, leading to same embedding. Using the same example, numerical value between 18 and 40 are in the same bucket and therefore assigned with the same embedding. However, persons with 18-year-old and 40-year-old are highly possible with very different characteristics. These strategies cannot describe the continuity of feature changes effectively.

AutoDis Framework

To address the limitations of the existing approaches, we propose AutoDis, which automatically learns embeddings for numerical features in an end-to-end manner and is compatible with the existing deep CTR models. We first describe

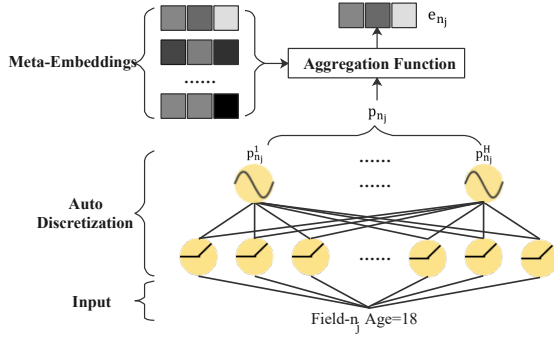


Figure 4: AutoDis Framework.

how AutoDis works with current deep CTR models. Then we elaborate on the three core modules in AutoDis.

Framework Overview As shown in Figure 3, AutoDis works as a component in the embedding layer and learns distinctive embeddings for each numerical feature. An instance x is represented as a vector \mathbf{x} that is the concatenation of feature representations in all fields:

$$\mathbf{x} = [\underbrace{\mathbf{x}_{c_1}; \mathbf{x}_{c_2}; \dots; \mathbf{x}_{c_M}}_{\text{one-hot vectors}}; \underbrace{x_{n_1}; x_{n_2}; \dots; x_{n_N}}_{\text{scalars}}], \quad (1)$$

where \mathbf{x}_{c_i} is the one-hot vector of the feature value in the i -th categorical field and x_{n_j} is the scalar value of the j -th numerical field. For each categorical field c_i , the feature embedding can be obtained by embedding look-up operation:

$$\mathbf{e}_{c_i} = \mathbf{E}_{c_i} \cdot \mathbf{x}_{c_i}, \quad (2)$$

where $\mathbf{E}_{c_i} \in \mathbb{R}^{n_{c_i} \times d}$ is the embedding matrix for field c_i , n_{c_i} and d is the vocabulary size and embedding size. For numerical field n_j , AutoDis can learn a unique embedding for each feature value by:

$$\mathbf{e}_{n_j} = f(g(x_{n_j}), \mathbf{ME}_{n_j}), \quad (3)$$

where \mathbf{ME}_{n_j} is the meta-embedding matrix for field n_j , $g(\cdot)$ is the automatic discretization function and $f(\cdot)$ is the aggregation function. The concrete architecture of AutoDis is presented in Figure 4. Finally the embeddings of both categorical and numerical features are concatenated and fed into a deep CTR model for prediction:

$$\hat{y} = \text{CTR}(\underbrace{\mathbf{e}_{c_1}; \mathbf{e}_{c_2}; \dots; \mathbf{e}_{c_M}}_{\text{categorical embeddings}}; \underbrace{\mathbf{e}_{n_1}; \mathbf{e}_{n_2}; \dots; \mathbf{e}_{n_N}}_{\text{numerical embeddings}}). \quad (4)$$

Meta-Embeddings As stated earlier, the categorization method assigns a unique and independent embedding to each numerical feature value, which introduces explosively huge parameters and is unaffordable in practice. Besides, the normalization method degrades the model performance as it shares the same embedding among the feature values within a field, resulting in linear relationship among different feature embeddings. Instead of utilizing unique embeddings or a single shared embedding for different feature values, we design a set of meta-embeddings $\mathbf{ME}_{n_j} \in \mathbb{R}^{H_j \times d}$ for each field n_j , where H_j is the number of meta-embeddings in

field n_j . Therefore, the numerical feature embedding can be represented as a combination of meta-embeddings. By this design, the learned embedding is more informative than that of the normalization method because the linear relationship of learned embeddings is extended to non-linear. Moreover, the parameters needed by such meta-embeddings are much less than the categorization method.

Automatic Discretization To capture correlation between a numerical feature value and the designed meta-embeddings, we meticulously propose an automatic discretization function $g(\cdot)$. Thanks to $g(\cdot)$, each numerical feature (of field n_j) is discretized with H_j buckets where bucket here can be represented as a meta-embedding. In order words, $g(\cdot)$ mimics the complicated relationship between feature value x_{n_j} and each of the meta-embeddings \mathbf{ME}_{n_j} . As there are H_j meta-embeddings for this field, a vector $\mathbf{w}_{n_j} \in \mathbb{R}^{H_j}$ is used to project the feature value x_{n_j} to each of the meta-embeddings by:

$$\hat{x}_{n_j}^h = \mathbf{w}_{n_j}^h \cdot x_{n_j}, \quad (5)$$

where $h \in [1, H_j]$ and $\hat{x}_{n_j}^h$ is the projection of feature value x_{n_j} on the h -th meta-embedding. We define the correlation between feature value x_{n_j} and each of the meta-embeddings \mathbf{ME}_{n_j} as normalized $\hat{x}_{n_j}^h$ via Softmax function, denoted as:

$$p_{n_j}^h = \frac{e^{\frac{1}{\tau} \hat{x}_{n_j}^h}}{\sum_{l=1}^{H_j} e^{\frac{1}{\tau} \hat{x}_{n_j}^l}}, \quad (6)$$

where τ is the temperature coefficient to control distribution.

From another point of view, a meta-embedding can be viewed as the representation of a bucket for discretization. The correlation between the feature value x_{n_j} and the h -th meta-embedding ($p_{n_j}^h$ in Equation 6) is actually the probability that x_{n_j} is discretized to the h -th bucket. Therefore, the automatic discretization function $g(\cdot)$ is defined as:

$$g(x_{n_j}) = [p_{n_j}^1, \dots, p_{n_j}^h, \dots, p_{n_j}^{H_j}]. \quad (7)$$

Aggregation Function After getting the correlations between a feature value and the meta-embeddings, we generate the embedding for this feature value by applying aggregation operation $f(\cdot)$ over the meta-embeddings with the correlation values as the weights. The following aggregation functions $f(\cdot)$ are considered:

- **Max-Pooling** selects the most relevant meta-embedding with highest $p_{n_j}^h$:

$$\mathbf{e}_{n_j} = \mathbf{ME}_{n_j}^k, \text{ where } k = \arg \max_{h \in \{1, 2, \dots, H_j\}} p_{n_j}^h, \quad (8)$$

where k is the index of the maximum $p_{n_j}^h$ and $\mathbf{ME}_{n_j}^k$ is the k -th meta-embedding in \mathbf{ME}_{n_j} . However, this hard selection strategy degenerates AutoDis to an explicit discretization method, resulting in above-mentioned DBS and SBD problems.

- **Top-K-Sum** sums up top-K meta-embeddings with highest correlation $p_{n_j}^h$. The number of possible generated embeddings is $C_{H_j}^K$ and aggregation strategy is denoted as:

$$\mathbf{e}_{n_j} = \sum_{l=1}^K \mathbf{ME}_{n_j}^{k_l}, \text{ where } k_l = \arg \text{top}_l \text{ }_{h \in \{1, 2, \dots, H_j\}} p_{n_j}^h, \quad (9)$$

where k_l is the index of the l -th ($l \in [1, K]$) largest $p_{n_j}^h$, $\mathbf{ME}_{n_j}^{k_l}$ is the k_l -th meta-embedding in \mathbf{ME}_{n_j} . However, **Top-K-Sum** approach suffers from two limitations: (1) it can not fundamentally solve DBS problem; (2) the learned embedding does not consider the correlation values.

- To take full advantage of the entire set of meta-embeddings and their correlations to the feature value, we propose a **Weighted-Average** aggregation function, as:

$$\mathbf{e}_{n_j} = \sum_{l=1}^{H_j} p_{n_j}^l \cdot \mathbf{ME}_{n_j}^l. \quad (10)$$

With this weighted aggregation, relevant meta-embeddings contribute more to provide an informative embedding for a given numerical feature while irrelevant meta-embeddings are largely neglected.

AutoDis is a generalization of normalization and existing discretization methods. In particular, when $\tau \rightarrow \infty$ (τ in Equation 6), Softmax distribution tends to be uniform and AutoDis degenerates to normalization strategy. When $\tau \rightarrow 0$, Softmax distribution tends to be one-hot and AutoDis reduces to a kind of discretization strategy.

Normalization

To guarantee training stability, we adopt the feature normalization technique to scale numerical feature values into $[0, 1]$ in the data pre-processing stage. A numerical feature value x_{n_j} of the j -th numerical field is normalized as:

$$x_{n_j} \leftarrow \frac{x_{n_j} - x_{n_j}^{\min}}{x_{n_j}^{\max} - x_{n_j}^{\min}}, \quad (11)$$

where $x_{n_j}^{\min}$ and $x_{n_j}^{\max}$ are the minimum and maximum value of the j -th numerical field, respectively. Note that this normalization method is only one of practical choices and other methods are also possible.

Training

AutoDis is trained jointly with the ultimate goal of a concrete deep CTR model in an end-to-end manner. The loss function is the widely-used LogLoss with a regularization term, which is defined as:

$$\mathcal{L} = -\frac{1}{N} \sum_{i=1}^N y_i \log(\hat{y}_i) + (1 - y_i) \log(1 - \hat{y}_i) + \lambda \|\Theta\|_2, \quad (12)$$

where y_i and \hat{y}_i are the ground truth label and estimated value of the i -th instance, respectively. N is the total number of training instances and λ is the L_2 regularization weight. $\Theta = \{\Theta_{Cat_Emb}, \Theta_{AutoDis}, \Theta_{CTR}\}$ are the parameters of feature embeddings in categorical fields, parameters of meta-embeddings and automatic discretization function in AutoDis, as well as deep CTR model parameters.

Table 1: Statistics of evaluation datasets.

Dataset	#Num field	#Cats field	#Instances	Positive Ratio
Criteo	13	26	45.8M	25.6%
AutoML	23	51	4.69M	5.8%
Industrial	41	44	8.75M	3.3%

Experiments

Experimental Setting

Dataset To evaluate the effectiveness of our proposed automated discretion framework AutoDis, we conduct extensive experiments on two popular benchmarks: *Criteo*, *AutoML* and one industrial dataset. 1) Criteo dataset³ is widely used in CTR model evaluation, which contains 13 numerical fields. 2) AutoML dataset is published from ‘‘AutoML for Lifelong Machine Learning’’ Challenge in NeurIPS 2018⁴, which contains 23 numerical fields. 3) Industrial dataset is collected from a mainstream advertising platform, with 41 numerical feature fields. Table 1 summarizes the statistics of all the three datasets.

Baselines and Evaluation Protocols To demonstrate the effectiveness of the proposed AutoDis, we compare AutoDis with existing embedding methods for numerical features, including **Normalization** (Guo et al. 2017), three kinds of representative Discretization approaches discussed in Methodology section: **EDD** (Qu et al. 2019), **LD** as well as **TD**-based, namely DeepGBM (Ke et al. 2019). Moreover, to validate the compatibility of AutoDis framework with various embedding-based deep CTR models, we apply AutoDis to five popular models: **FNN** (Zhang, Du, and Wang 2016), **Wide & Deep** (Cheng et al. 2016), **DeepFM** (Guo et al. 2017), **DCN** (Wang et al. 2017) and **IPNN** (Qu et al. 2019).

To fully evaluate the model performance, we leverage the most commonly-used evaluation metrics in CTR prediction, namely **AUC** and **LogLoss**. All the experiments are repeated 5 times by changing the random seeds. The two-tailed unpaired *t*-test is performed to detect significant differences between AutoDis and the best baseline.

Overall Performance

In this section, we first compare the performance of different embedding methods for numerical features. Then, we evaluate the compatibility of AutoDis by showing the improvement over a baseline discretization method on five popular deep CTR models.

Compared with Other Embedding Methods The performance comparison on three datasets is presented in Table 2. From Table 2, we have the following observations:

- Normalization method performs worse than discretization methods and AutoDis. As the best model, DeepFM-AutoDis outperforms DeepFM-Norm by 0.52%, 0.44% and 0.4% in terms of AUC on three datasets, respectively. The reason is that in normalization method, all the feature values in the same field share a single embedding and the

³<https://www.kaggle.com/c/criteo-display-ad-challenge>

⁴<https://www.4paradigm.com/competition/nips2018>

Table 2: The overall performance comparison. Boldface denotes the highest score and underline indicates the best result of the baselines. \star represents significance level p -value < 0.05 of comparing AutoDis with the best baselines.

	Criteo		AutoML		Industrial	
	AUC	LogLoss	AUC	LogLoss	AUC	LogLoss
DeepFM-Norm	0.8107	0.4412	0.7523	0.1899	0.7248	0.1369
DeepFM-EDD	0.8125	0.4399	<u>0.7545</u>	0.1898	0.7251	0.1371
DeepFM-LD	<u>0.8138</u>	0.4388	0.7527	0.1899	<u>0.7265</u>	<u>0.1368</u>
DeepFM-TD	0.8130	0.4392	0.7531	0.1899	0.7262	0.1369
DeepFM-AutoDis	0.8149\star	0.4372\star	0.7556\star	0.1892\star	0.7277\star	0.1367\star
% Improv.	0.14%	0.36%	0.15%	0.32%	0.17%	0.07%

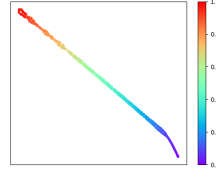
Table 3: Compatibility Study of AutoDis. Normalization method is performed as the baseline to compare with AutoDis.

	Criteo		AutoML		Industrial	
	AUC	LogLoss	AUC	LogLoss	AUC	LogLoss
FNN	0.8059	0.4456	0.7383	0.1926	0.7271	0.1367
FNN-AutoDis	0.8091 \star	0.4426 \star	0.7448 \star	0.1911 \star	0.7286 \star	0.1365 \star
Wide&Deep	0.8097	0.4419	0.7407	0.1923	0.7275	0.1366
Wide&Deep-AutoDis	0.8121 \star	0.4390 \star	0.7442 \star	0.1918 \star	0.7287 \star	0.1365 \star
DeepFM	0.8108	0.4411	0.7525	0.1898	0.7262	0.1369
DeepFM-AutoDis	0.8149 \star	0.4372 \star	0.7556 \star	0.1892 \star	0.7277 \star	0.1367 \star
DCN	0.8091	0.4425	0.7489	0.1909	0.7262	0.1369
DCN-AutoDis	0.8128 \star	0.4397 \star	0.7508 \star	0.1903 \star	0.7281 \star	0.1366 \star
IPNN	0.8101	0.4415	0.7519	0.1896	0.7269	0.1366
IPNN-AutoDis	0.8135 \star	0.4384 \star	0.7541 \star	0.1894 \star	0.7283 \star	0.1365 \star

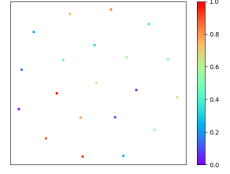
learned embeddings are the linear scaling of the shared embedding with the feature values. Such naive sharing and linear scaling strategy limits the performance fatally.

- Handling numerical features by AutoDis improves the performance of CTR prediction. In comparison with the three existing representative discretization methods that transform the numerical feature values into categorical form, DeepFM-AutoDis improves AUC over the best baseline by 0.14%, 0.15%, 0.17%, respectively. These discretization methods cannot be optimized with the CTR models, and also suffer from SBD and DBS problems. The heuristic rule-based explicit partition strategies produce significantly different embeddings for different buckets, resulting in step-wise “unsmooth” embeddings. On the contrary, AutoDis overcomes these disadvantages by sharing a set of meta-embeddings for each numerical field and leveraging a differentiable aggregation strategy to learn informative but different embeddings.

Compatibility of AutoDis with Different Models AutoDis is a framework which is able to serve various deep CTR models and improve their performance. To demonstrate its compatibility, in this section, we conduct extensive experiment by applying AutoDis on a series of popular models. From Table 3 we can observe that AutoDis framework significantly improves the prediction performance of all the five SOTA models. The discretization and embedding for numerical features is optimized with the ultimate goal of the predict task, so that the performance of deep CTR models can be improved. In fact, a small improvement in AUC is likely to lead to a significant online CTR increase and huge profits (Cheng et al. 2016; Qu et al. 2019).

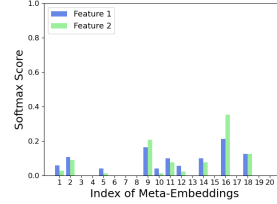


(a) AutoDis embeddings

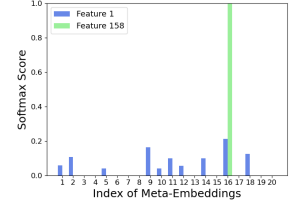


(b) EDD embeddings

Figure 5: Visualization of the t-SNE transformed embeddings derived from AutoDis and EDD. The points in different colors reflect different feature values after normalization.



(a) Feature 1 V.S. Feature 2



(b) Feature 1 V.S. Feature 158

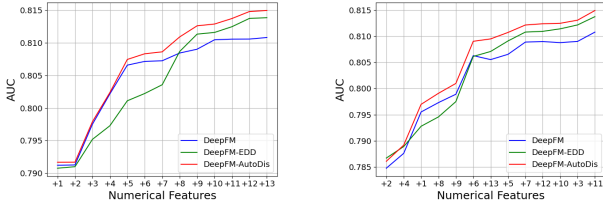
Figure 6: Softmax score distribution over meta-embeddings in the 11-th field of Criteo.

Embedding Analysis

To understand the Continuous-But-Different embeddings learned via AutoDis more deeply with insights, we do further investigation in macro-analysis of embeddings and micro-analysis of Softmax scores, respectively.

Macro-Analysis of Embeddings Figure 5 provides a visualization of the embeddings derived from DeepFM-AutoDis and DeepFM-EDD in the 3-rd numerical field of Criteo dataset. Nodes with similar colors have similar values. We random select 250 embeddings and project them onto a two dimensional space using t-SNE. We can observe that AutoDis learns a unique embedding for each feature. Moreover, similar features (with similar colors) are represented by close-correlated embeddings, learned via AutoDis. However, EDD learns identical embedding for all the features in a bucket and completely different embeddings across different buckets which leads to DBS and SBD problems and consequently results in inferior task performance.

Micro-Analysis of Softmax Scores In this section, we perform some micro-level analysis by investigating the Softmax scores among meta-embeddings of the 11-th numerical field in the Criteo dataset. We select an adjacent feature-pair (feature value “1” and “2”) and a distant feature-pair (feature value “1” and “158”), and then visualize their Softmax scores among meta-embeddings in Figure 6. We can observe that, the adjacent feature-pair have similar Softmax distributions while distant feature-pair have diverse Softmax distributions. This characteristic is conducive to ensure that similar feature values can learn similar embeddings by AutoDis, so that the embedding continuity can be preserved.



(a) The original order of numerical fields (b) A random order of numerical fields

Figure 7: Improvements by introducing numerical fields one at a time by different orders.

Table 4: Model Complexity.

Model	DeepFM-EDD	DeepFM-AutoDis	Relative Ratio
Parameters	~2.009M	~2.011M	+0.11%

Numerical Fields Analysis

To evaluate the effect of AutoDis on each numerical field, we select all the 26 categorical fields as the base and add one of the 13 numerical features at a time in the Criteo dataset. Figure 7 plots model performance w.r.t adding numerical fields in the original order of the dataset and in a random order. From Figure 7, we have the following observations: 1) AutoDis improves the performance even if there is only a single numerical field; 2) AutoDis has a cumulative improvement on multiple numerical fields; 3) Compared with the existing discretization methods, the performance improvement of AutoDis is more stable.

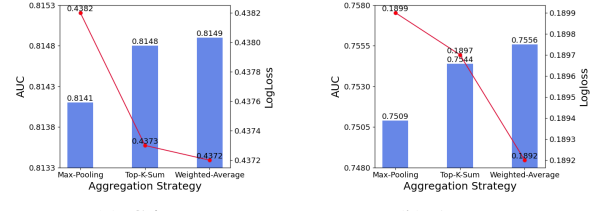
Model Complexity

To quantitatively analyze the space and time complexity of our proposed AutoDis, the model parameters and batch inference time with the EDD discretization method on DeepFM are compared. Table 4 reports the results on Criteo dataset. We can observe that, compared with EDD, the increased amount of model parameters by AutoDis are negligible. Furthermore, AutoDis is an end-to-end framework, indicating that there is no extra efficiency overhead. However, other discretization methods need additional overhead, e.g., EDD needs manual design and data preprocessing; TD needs training another GBDT model.

Ablation Study and Hyper-Parameters Sensitivity

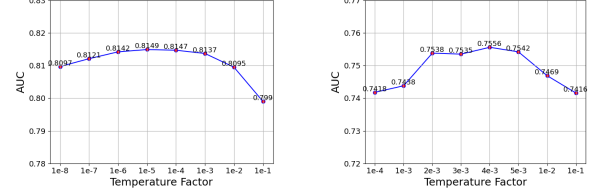
The Effect of Aggregation Strategy To verify the effect of different aggregation strategies, we perform ablation study. Figure 8 summarizes the model performance of applying AutoDis on DeepFM with Max-Pooling, Top-K-Sum and Weighted-Average strategies. It can be concluded that Weighted-Average strategy achieves the best performance. The reason is that, Weighted-Average makes full use of the meta-embeddings and their corresponding correlations, and overcomes the DBS and SBD problems completely.

Temperature Coefficient To explore the influence of the temperature coefficient τ in Equation 6 on the prediction performance, we search the temperature values and summarize model performance in Figure 9. We find that the optimal temperature is around $1e-5$ and $4e-3$ on Criteo



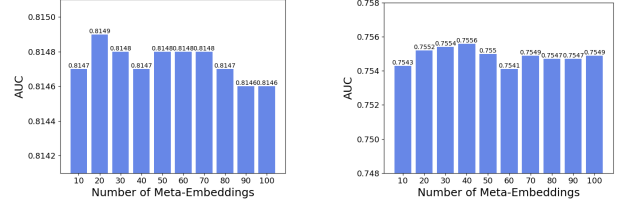
(a) Criteo (b) AutoML

Figure 8: The effect of aggregation strategy.



(a) Criteo (b) AutoML

Figure 9: Impact of the temperature coefficient.



(a) Criteo (b) AutoML

Figure 10: Impact of the number of meta-embeddings.

and AutoML datasets, respectively. When $\tau \rightarrow \infty$, Softmax distribution tends to be uniform and AutoDis degenerates to normalization strategy. When $\tau \rightarrow 0$, Softmax distribution tends to be one-hot and AutoDis degenerates to a discretization approach. However, both of such cases are suboptimal.

Number of Meta-Embeddings We study the number of meta-embedding in this section and vary it in the range of $\{10, 20, 30, 40, 50, 60, 70, 80, 90, 100\}$. The performance is presented in Figure 10. It can be observed that increasing the number of meta-embeddings contributes to improving the performance substantially at the beginning. The reason lies in involving richer information in meta-embeddings. However, using too many meta-embeddings not only increases the computational burden, but also frustrates the performance due to insufficient training. Considering both prediction effect and training efficiency, we set the number to 20 and 40 in Criteo and AutoML datasets, respectively.

Conclusion

In this paper, we propose AutoDis, an automatical discretization framework for embedding numerical features in CTR prediction. AutoDis overcomes the shortcomings of the state-of-the-art embedding methods and achieves better performance. It gains the improvement from these advantages: 1) the discretization of numerical features can be optimized jointly with the ultimate goal of deep CTR models; 2) dif-

ferent feature values are assigned with different embeddings and the closer the feature values, the more similar the embeddings. We conduct extensive experiments on three real-world datasets to demonstrate the effectiveness and compatibility of AutoDis. Future work includes exploring an automated approach to learn different discretization and aggregation functions.

References

- [Cheng et al. 2016] Cheng, H.; Koc, L.; Harmsen, J.; Shaked, T.; Chandra, T.; Aradhye, H.; Anderson, G.; Corrado, G.; Chai, W.; Ispir, M.; Anil, R.; Haque, Z.; Hong, L.; Jain, V.; Liu, X.; and Shah, H. 2016. Wide & deep learning for recommender systems. In *Proc. Workshop DLRs*.
- [Ginart et al. 2019] Ginart, A.; Naumov, M.; Mudigere, D.; Yang, J.; and Zou, J. 2019. Mixed dimension embeddings with application to memory-efficient recommendation systems. *arXiv preprint arXiv:1909.11810*.
- [Grabczewski and Jankowski 2005] Grabczewski, K., and Jankowski, N. 2005. Feature selection with decision tree criterion. In *Fifth Int. Conf. on Hybrid Intelligent Systems (HIS), Rio de Janeiro, Brazil*, 212–217. IEEE Computer Society.
- [Guo et al. 2017] Guo, H.; Tang, R.; Ye, Y.; Li, Z.; and He, X. 2017. Deepfm: A factorization-machine based neural network for CTR prediction. In *Proc. Int. Joint Conf. Artificial Intelligence*.
- [Guo et al. 2019] Guo, H.; Yu, J.; Liu, Q.; Tang, R.; and Zhang, Y. 2019. PAL: a position-bias aware learning framework for CTR prediction in live recommender systems. In *RecSys*, 452–456. ACM.
- [He et al. 2014] He, X.; Pan, J.; Jin, O.; Xu, T.; Liu, B.; Xu, T.; Shi, Y.; Atallah, A.; Herbrich, R.; Bowers, S.; and Candela, J. Q. 2014. Practical lessons from predicting clicks on ads at facebook. In *ADKDD*, 5:1–5:9. ACM.
- [Huang, Zhang, and Zhang 2019] Huang, T.; Zhang, Z.; and Zhang, J. 2019. Fibinet: combining feature importance and bilinear feature interaction for click-through rate prediction. In *Proceedings of the 13th ACM Conference on Recommender Systems, RecSys, Copenhagen, Denmark*, 169–177. ACM.
- [Joglekar et al. 2019] Joglekar, M. R.; Li, C.; Adams, J. K.; Khaitan, P.; and Le, Q. V. 2019. Neural input search for large scale recommendation models. *CoRR* abs/1907.04471.
- [Juan et al. 2016] Juan, Y.; Zhuang, Y.; Chin, W.; and Lin, C. 2016. Field-aware factorization machines for CTR prediction. In *RecSys*.
- [Ke et al. 2019] Ke, G.; Xu, Z.; Zhang, J.; Bian, J.; and Liu, T. 2019. Deepgbm: A deep learning framework distilled by GBDT for online prediction tasks. In *SIGKDD*, 384–394. ACM.
- [Lian et al. 2018] Lian, J.; Zhou, X.; Zhang, F.; Chen, Z.; Xie, X.; and Sun, G. 2018. xDeepFM: Combining explicit and implicit feature interactions for recommender systems. In *SIGKDD*.
- [Liu et al. 2019] Liu, B.; Tang, R.; Chen, Y.; Yu, J.; Guo, H.; and Zhang, Y. 2019. Feature generation by convolutional neural network for click-through rate prediction. In *WWW*.
- [Liu et al. 2020a] Liu, B.; Xue, N.; Guo, H.; Tang, R.; Zafeiriou, S.; He, X.; and Li, Z. 2020a. Autogroup: Automatic feature grouping for modelling explicit high-order feature interactions in CTR prediction. In *Proceedings of the 43rd International conference on research and development in Information Retrieval, SIGIR, Virtual Event, China*, 199–208. ACM.
- [Liu et al. 2020b] Liu, B.; Zhu, C.; Li, G.; Zhang, W.; Lai, J.; Tang, R.; He, X.; Li, Z.; and Yu, Y. 2020b. Autofis: Automatic feature interaction selection in factorization models for click-through rate prediction. *CoRR* abs/2003.11235.
- [Liu et al. 2020c] Liu, F.; Guo, H.; Li, X.; Tang, R.; Ye, Y.; and He, X. 2020c. End-to-end deep reinforcement learning based recommendation with supervised embedding. In *WSDM*, 384–392. ACM.
- [McMahan et al. 2013] McMahan, H. B.; Holt, G.; Sculley, D.; Young, M.; Ebner, D.; Grady, J.; Nie, L.; Phillips, T.; Davydov, E.; Golovin, D.; et al. 2013. Ad click prediction: a view from the trenches. In *SIGKDD*, 1222–1230. ACM.
- [Qu et al. 2016] Qu, Y.; Cai, H.; Ren, K.; Zhang, W.; Yu, Y.; Wen, Y.; and Wang, J. 2016. Product-based neural networks for user response prediction. In *2016 IEEE 16th International Conference on Data Mining (ICDM)*, 1149–1154. IEEE.
- [Qu et al. 2019] Qu, Y.; Fang, B.; Zhang, W.; Tang, R.; Niu, M.; Guo, H.; Yu, Y.; and He, X. 2019. Product-based neural networks for user response prediction over multi-field categorical data. *ACM Trans. Inf. Syst.* 37(1):5:1–5:35.
- [Song et al. 2019] Song, W.; Shi, C.; Xiao, Z.; Duan, Z.; Xu, Y.; Zhang, M.; and Tang, J. 2019. Autoint: Automatic feature interaction learning via self-attentive neural networks. In *CIKM*, 1161–1170.
- [Wang et al. 2017] Wang, R.; Fu, B.; Fu, G.; and Wang, M. 2017. Deep & cross network for ad click predictions. In *Proceedings of the ADKDD, Halifax, NS, Canada*, 12:1–12:7. ACM.
- [Wang et al. 2020] Wang, Y.; Guo, H.; Tang, R.; Liu, Z.; and He, X. 2020. A practical incremental method to train deep CTR models. *CoRR* abs/2009.02147.
- [Xiao et al. 2017] Xiao, J.; Ye, H.; He, X.; Zhang, H.; Wu, F.; and Chua, T.-S. 2017. Attentional factorization machines: Learning the weight of feature interactions via attention networks. *arXiv preprint arXiv:1708.04617*.
- [Zhang, Du, and Wang 2016] Zhang, W.; Du, T.; and Wang, J. 2016. Deep learning over multi-field categorical data. In *European conference on information retrieval*, 45–57. Springer.
- [Zhao et al. 2020] Zhao, X.; Wang, C.; Chen, M.; Zheng, X.; Liu, X.; and Tang, J. 2020. Autoemb: Automated embedding dimensionality search in streaming recommendations. *arXiv preprint arXiv:2002.11252*.
- [Zhou et al. 2018] Zhou, G.; Zhu, X.; Song, C.; Fan, Y.; Zhu, H.; Ma, X.; Yan, Y.; Jin, J.; Li, H.; and Gai, K. 2018. Deep

interest network for click-through rate prediction. In *Proceedings of the 24th ACM SIGKDD International Conference on Knowledge Discovery & Data Mining, KDD 2018, London, UK*, 1059–1068.

[Zhou et al. 2019a] Zhou, G.; Mou, N.; Fan, Y.; Pi, Q.; Bian, W.; Zhou, C.; Zhu, X.; and Gai, K. 2019a. Deep interest evolution network for click-through rate prediction. In

The Thirty-Third AAAI Conference on Artificial Intelligence, Honolulu, Hawaii, USA, 5941–5948.

[Zhou et al. 2019b] Zhou, G.; Wu, K.; Bian, W.; Yang, Z.; Zhu, X.; and Gai, K. 2019b. Res-embedding for deep learning based click-through rate prediction modeling. *CoRR* abs/1906.10304.