

Deep Reinforcement Learning of Graph Matching

Chang Liu
Shanghai Jiao Tong University
Shanghai, China
only-changer@sjtu.edu.cn

Runzhong Wang
Shanghai Jiao Tong University
Shanghai, China
runzhong.wang@sjtu.edu.cn

Zetian Jiang
Shanghai Jiao Tong University
Shanghai, China
maple_jzt@sjtu.edu.cn

Junchi Yan
Shanghai Jiao Tong University
Shanghai, China
yanjunchi@sjtu.edu.cn

Abstract—Graph matching under node and pairwise constraints has been a building block in areas from combinatorial optimization, machine learning to computer vision, for effective structural representation and association. We present a reinforcement learning solver that seeks the node correspondence between two graphs, whereby the node embedding model on the association graph is learned to sequentially find the node-to-node matching. Our method differs from the previous deep graph matching model in the sense that they are focused on the front-end feature and affinity function learning while our method aims to learn the backend decision making given the affinity objective function whatever obtained by learning or not. Such an objective function maximization setting naturally fits with the reinforcement learning mechanism, of which the learning procedure is label-free. Besides, the model is not restricted to a fixed number of nodes for matching. These features make it more suitable for practical usage. Extensive experimental results on both synthetic datasets, natural images, and QAPLIB showcase the superior performance regarding both matching accuracy and efficiency. To our best knowledge, this is the first deep reinforcement learning solver for graph matching.

I. INTRODUCTION

Graph Matching (GM) aims to find node-to-node correspondence between two graphs, which is fundamental in many computer vision and pattern recognition applications including image keypoint matching [7], person re-identification [41], image retrieval [19], and so on. In its most general form, pairwise graph matching can be formulated as a combinatorial optimization problem namely Lawler’s Quadratic Assignment Problem (Lawler’s QAP) [25]. Traditional optimization-based methods suffer from poor scalability issues due to the NP-hard nature of graph matching [31].

The recent efforts in developing supervised learning deep graph matching networks have shown the potential of deep learning for graph matching by adopting CNNs [53] for visual features, graph neural networks [44], [52] for graph structures, and geometric features [15], [54]. In general, these works mainly focus on learning to extract features from the input graphs, as a frontend. However, none of these works considers designing a backend solver. Most of the previous deep learning methods for graph matching directly use some traditional solvers as their backend, without utilizing the power of ma-

chine learning to optimize them. In this sense, reinforcement learning for designing a new solver becomes a promising tool for pushing the frontier of graph matching research. To our surprise, we have not identified any prior work in this direction. The goal of the backend solver is to maximize the affinity score, which is a suitable platform for reinforcement learning that does not need any ground truth labels. Another potential advantage for reinforcement learning is that the agent can progressively find the node correspondence instead of the one-shot solver in existing neural network based methods using forward computing. We argue this feature is welcomed for the large-scale matching problem and can take advantage of extra information during the dynamic computing of node correspondence.

In this paper, we propose three key components to entail the success of solving graph matching via reinforcement learning. First, the agent is applied to the association graph as derived from the two input graphs. This allows the agent to focus on one graph and decouple the link between two individual graphs to some extent. Second, the current popular graph neural networks help us to build the value network that can better learn the representation and find a suitable action with more considerate embedding. Third, instead of the widely applied Deep Q Network (DQN) [35] framework, we adopt the Double Dueling DQN algorithm with priority experience replay [48], [18], [39], which is more stable and efficient.

In a nutshell, the highlights of this paper are:

- 1) We show how reinforcement learning based solver can be developed to graph matching, which is so far still missing in the literature despite the active research in this area. Specifically, the state space and action space are based on the so-called association graph, which allows for direct node embedding in a single homogeneous node space to enable value network learning.

In essence, it is important to note that our approach is focused on the learning of the node correspondence decision-maker, given the fixed affinity matrix as input. In contrast, existing GM learning methods are either learning the node-wise features via CNN [53] or node structure features via GNN [29] or both [44], [52]. In this spirit, our technique is

orthogonal and supplementary to the prior works, and it opens the new direction for combing both for future work.

2) The resulting *RGM* solver enjoys two functional merits over the existing deep learning based GM methods: i) the learning is free from the tedious node correspondence labeling which can even be impossible for large-scale datasets in practice; ii) the sequential decision making procedure naturally allows for its applicability in graph matching scenario with initial seeds, and thus enhances its usability. In contrast, existing learning based methods all generate the matching in one-shot and lack the mechanism to leverage the given seed node correspondence information.

3) Over both synthetic datasets and real-world benchmarks, our approach shows competitive performance in both accuracy and objective score, compared with non-learning methods. It is important to note that our solver is focused on learning the decision making and it is unfair to compare with existing learning methods that are focused on boosting the raw feature extraction.

II. RELATED WORK

We discuss the existing works in three areas as closely related to ours: i) graph matching as the problem we address in this paper; ii) deep learning of graph matching, which is the emerging line of research in graph matching; and iii) reinforcement learning for combinatorial optimization as our work readily falls into this more broad category.

a) *Graph matching.*: Graph matching aims to find the node correspondence between two or multiple graphs by considering both the node features as well as the edge attributes, which is known as NP-hard in its general form [51], [50], [31]. Moreover, graph matching falls into a more general so-called Quadratic Assignment Programming problem. Classic methods mainly resort to different optimization heuristics ranging from a random walk [9], spectral matching [26], path-following algorithm [55], graduated assignment [16], to SDP relaxation based technique [40], etc. However, such optimization based methods are in face of saturation of performance, and hence learning based approaches are receiving more and more attention recently.

b) *Deep learning for graph matching.*: Deep neural networks have been an attractive paradigm for solving combinatorial problems [3] including graph matching [51]. Most existing works either use supervised learning or imitation learning to train the network, which is often enhanced with the Sinkhorn-network [11] as the key component to fulfill double-stochasticity for output matching estimation. There have been methods under this paradigm [44], [52]. Meanwhile, in a recent work [37], the authors propose the black-box pipeline to incorporate existing non-trainable graph matching solvers into end-to-end learning. Readers are referred to [50] for a more comprehensive overview of recent developments in this direction.

c) *Reinforcement learning for combinatorial optimization.*: Recently, people begin to utilize reinforcement learning in solving combinatorial optimization problems [2], [34]. Most

combinatorial optimization problems can be regarded as a multi-stage decision problem, which is a suitable environment for reinforcement learning. Reinforcement learning aims to learn from the interaction between the agent and the environment by value based algorithms [35] or policy based algorithms [42]. Researchers have adopted reinforcement learning in some NP-hard combinatorial optimization problems, such as Traveling Salesman Problems(TSP) [22], [21], [5], Vehicle Routing Problem (VRP) [36], [13], [1], Maximum Common Subgraph (MCS) [32], Job Scheduling Problem (JSP) [6], [33], Minimum Vertex Cover (MVC) [22], and etc. The main challenge in applying reinforcement learning is to design suitable problem representation and reinforcement learning algorithms, which vary significantly in different types of combinatorial optimization problems. For graph based combinatorial optimization problems, pointer networks [43] and graph neural networks [56] are the most widely used method for representation. Graph matching is a special kind of graph based combinatorial optimization problems since there are two graphs for input. The agent needs to pick a point from each of the two graphs every step, which is different from other graph-based problems.

In conclusion, there has been no existing deep reinforcement learning based approach for graph matching, which we think is an important direction for pushing the frontier of graph matching especially, for its cost-efficiency.

III. PRELIMINARIES

Graph matching aims to find nodes correspondence among two or multiple graphs, which is a fundamental problem in computer vision and computer graphics. In this paper, we mainly focus on two graph matching, which is also known as pairwise graph matching.

Given two weighted graphs G^1 and G^2 , we need to find the matching between their nodes such as their similarities can be maximized. Here, we use V^1 and V^2 to represent the nodes of graph G^1 and G^2 . For simplicity, we suppose that $|V^1| = n_1, |V^2| = n_2, n_1 \leq n_2$, which means there may be outliers in G^2 but all nodes in G^1 can be matched in G^2 . E^1 and E^2 denote the edge attributes of graph G^1 and G^2 . The similarities of pairwise graph matching include the first order (node) similarities and the second order (edge) similarities. Generally, the graph matching problem can be regarded as Lawler's Quadratic Assignment Problem [25]:

$$J(\mathbf{X}) = \text{vec}(\mathbf{X})^\top \mathbf{K} \text{vec}(\mathbf{X}),$$

$$\mathbf{X} \in \{0, 1\}^{n_1 \times n_2}, \mathbf{X} \mathbf{1}_{n_2} = \mathbf{1}_{n_1}, \mathbf{X}^\top \mathbf{1}_{n_1} \leq \mathbf{1}_{n_2} \quad (1)$$

where \mathbf{X} is the permutation matrix of which the element is 0 or 1, where $\mathbf{X}_{i,a} = 1$ denotes node i in graph G^1 is matched with node a in graph G^2 . $\mathbf{K} \in \mathbb{R}^{n_1 n_2 \times n_1 n_2}$ is the affinity matrix containing the similarities. For any two nodes i, j in G^1 and two nodes a, b in G^2 , the first order similarities are the diagonal elements $\mathbf{K}_{ia,ia}$ and $\mathbf{K}_{jb,jb}$, while the second order similarity is the off-diagonal element $\mathbf{K}_{ia,jb}$. The objective of Lawler's QAP is to maximize the sum of both first order and

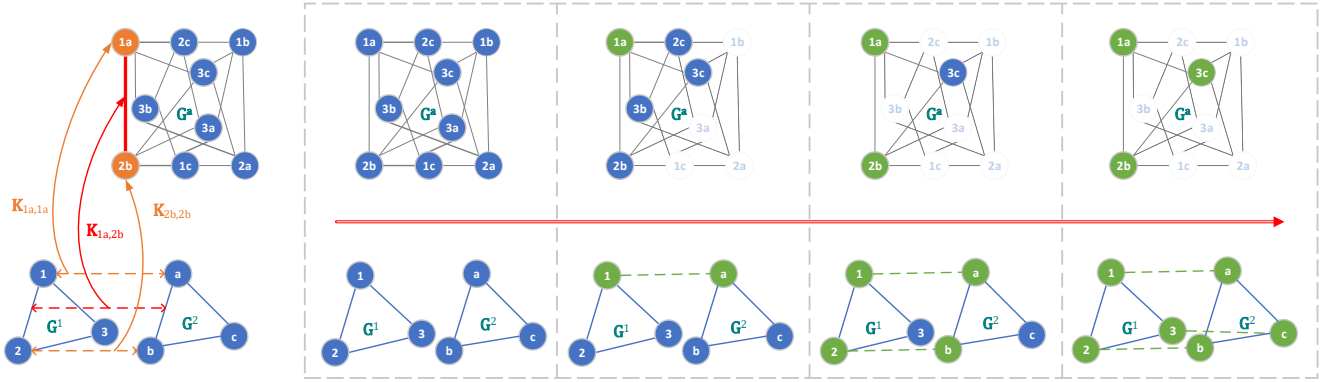


Fig. 1. The relation between the pairwise graphs and the association graph, where G^1, G^2 on the bottom are the pairwise graphs and G^a on the top is the association graph. The construction of the association graph from the pairwise graph is shown on the left. We show the matching process in the right four subfigures: the blue vertices denote available vertices, the green vertices denote selected or matched vertices, and the blurred vertices denote unavailable vertices. The agent selects “1a”, “2b”, and “3c” progressively on the association graph.

second order similarity score $J(\mathbf{X})$ given the affinity matrix \mathbf{K} by finding a suitable permutation \mathbf{X} .

By definition, the graph matching problem contains two input graphs. Instead of directly working on two individual graphs, in this paper, we decide to first construct the association graph of the pairwise graph as a new representation, for more easily and efficiently learning in the search progress. We construct an association graph [26], [45] $G^a = (V^a, E^a)$ from the origin pairwise graph G^1 and G^2 , with the help of the affinity matrix \mathbf{K} . We merge each two nodes $(v_i, v_a) \in V^1 \times V^2$ as a vertex $v_p \in V^a$.¹ We can see that the association graph contains $|V^a| = n_1 \times n_2$ vertices. There exists an edge for every two vertices as long as they do not contain the same node from the origin pairwise graph, so every vertex is connected to $(n_1 - 1) \times (n_2 - 1)$ edges. There exist both vertex weights $w(v_p)$ and edge weights $w(v_p, v_q)$ in the association graph. The vertex and edge weights denote the first and second order similarities respectively:

$$\begin{aligned} \mathbf{F}_p &= w(v_p) = \mathbf{K}_{ia,ia}, p = ia \\ \mathbf{W}_{pq} &= w(v_p, v_q) = \mathbf{K}_{ia,jb}, p = ia, q = jb \end{aligned} \quad (2)$$

where the vertex index p in the association graph G^a means a combination of the indexes i and a in the origin pairwise graphs G^1 and G^2 . \mathbf{F} and \mathbf{W} is the weight matrix that contains the vertex weights and edge weights in the association graph. Figure 1 shows an example of how we construct the association graph from the pairwise graphs. Selecting a vertex p in the association graph is equal to match nodes i and a in the origin pairwise graphs.

After constructing the association graph, we can rewrite the origin objective function in Equation 1. In the association graph G^a , we select a set of vertices \mathbb{U} , which is a subgraph of G^a and also a complete graph. Obviously, the set of vertices \mathbb{U} in the association graph and the permutation matrix \mathbf{X} can

¹To distinguish between graphs to be matched and the association graph, in this paper, we use “node” for the origin pairwise graphs and “vertex” for the association graph.

be transformed into each other, as long as the set \mathbb{U} does not violate the constraint of graph matching (introduce in detail later). Besides, the origin objective goal in Equation 1 can be regarded as maximizing the sum of the vertex weights (origin first order similarities) and edge weights (origin second order similarities) in this complete graph:

$$J(\mathbb{U}) = \sum_{v_p \in \mathbb{U}} w(v_p) + \sum_{v_p, v_q \in \mathbb{U}} w(v_p, v_q) \quad (3)$$

Then, we can optimize the new objective function in Equation 3 on the association graph by learning how to add suitable vertices to the set \mathbb{U} .

IV. REINFORCEMENT LEARNING OF GRAPH MATCHING: A BACKEND SOLVER

In this section, we propose our deep reinforcement learning based solver *RGM* for graph matching, in the sense of maximizing the affinity objective function. We will first introduce the model framework in Section IV-A. Then, we show the design of our reinforcement learning agent in Section IV-B. We further describe the network structure in Section IV-C. Besides, we describe the memory buffer in Section IV-D. Finally, we introduce the updating method for the neural networks in Section IV-E.

A. Framework

The fundamental idea of reinforcement learning is to learn from the interactions between the agent and the environment. The agent’s observation of the current environment is called state s . The agent chooses an action a given current state by a specific policy. After the agent performs an action, the environment will transfer to another state s' . Meanwhile, the environment will feedback to the agent with a reward r . The pipeline solves the problem progressively. For graph matching, “progressively” means to select the vertex in the association graph one by one. The environment of our graph matching problem is the association graph constructed by the origin

Algorithm 1: Training Process of RGM

Input: Dataset \mathbb{D} ; step size η ; exploration rate ϵ ;
updating frequency c_1, c_2

```
1 Randomly initialize Q-value network  $f_\theta$ ;  
2 Initialize target Q-value network  $f_{\theta^-} \leftarrow f_\theta$ ;  
3 Initialize experienced replay memory buffer  $\mathcal{M}$ ;  
4  $cnt \leftarrow 0$ ;  
5 for  $episode \leftarrow 0, 1, 2, \dots$  do  
6   Sample pairwise graphs  $G^1, G^2$  from dataset  $\mathbb{D}$ ;  
7   Construct the association graph  $G^a$ ;  
8   Acquire the initialization state  $s$  in  $G^a$ ;  
9   for  $ind \leftarrow 0, 1, 2, \dots, n_1$  do  
10    Estimate Q-value given state  $s$  by  $f_\theta$ ;  
11    With probability  $\epsilon$  select a random action  $a$   
12    otherwise select  $a = \arg \max_a \mathbf{Q}(s, a; f_\theta)$ ;  
13     $cnt \leftarrow cnt + 1$ ;  
14    Interact with the association graph  $G^a$   
15     $s', r \leftarrow s, a$ ;  
16    Store the transition  $(s, a, r, s')$  in  $\mathcal{M}$ ;  
17    if  $cnt \% c_1 == 0$  then  
18      Calculate  $\mathcal{L}(f_\theta; \mathcal{M})$  by Equation 12;  
19      Update  $f_\theta : \theta \leftarrow \theta - \eta \nabla_\theta \mathcal{L}(f_\theta; \mathcal{M})$ ;  
20      Update the transition priority in  $\mathcal{M}$ ;  
21      if  $cnt \% c_2 == 0$  then  
22        Update  $f_{\theta^-} : f_{\theta^-} \leftarrow f_\theta$ ;  
23         $s \leftarrow s'$ 
```

pairwise graphs. The interactions between the agent and the environment are recorded as a transition (s, a, r, s') into a replay memory \mathcal{M} . After several episodes, the agent will update the parameter of its neural networks f_θ according to the transitions sampled from the memory \mathcal{M} . The training process is described in Algorithm 1.

B. Agent Design

First, we show the detailed representation of the state, action, and reward:

1) State. Our state is the combination of the current partial solution \mathbb{U}' , the weight matrix \mathbf{W} and the adjacent matrix \mathbf{A} on the association graph. The partial solution \mathbb{U}' is also a set of vertices in the association graph, with $|\mathbb{U}'| \leq n_1$. The size of \mathbb{U}' raise from 0 at the beginning of each episode, and finally reaches n_1 in the end, which means partial solution \mathbb{U}' becomes a complete solution \mathbb{U} .

2) Action. The action of our reinforcement learning agent is to select a vertex in the association graph and add it to the partial solution \mathbb{U}' until n_1 vertices are selected. There is one constraint for selecting the next vertex by the definition of graph matching that we can not match two nodes in G^1 to the same node in G^2 and vice versa. Take Figure 1 as an example, once we select the vertex “1a”, it means we have matched node “1” in G^1 and node “a” in G^2 . Then, we can not match node “1” to node “b” or “c” later, which means

we can not select vertices “1b” or “1c”. Formally, given the current partial solution \mathbb{U}' , the available vertices set \mathbb{V} can be written as:

$$\mathbb{V} = \{v | v \in V^a, \mathbf{A}(v, v') = 1 \forall v' \in \mathbb{U}'\} \quad (4)$$

where V^a is the vertices in the association graph, \mathbf{A} is the adjacent matrix in the association graph. Then, the action of our reinforcement learning agent is to pick a node v from the available vertices set \mathbb{V} as Equation 5 shows, where \mathbb{U}_{old} is the old partial solution, and \mathbb{U}_{new} is the new partial solution after an action.

$$\mathbb{U}_{new} = \mathbb{U}_{old} \cup \{v\}, v \in \mathbb{V} \quad (5)$$

3) Reward. We define the reward as the gap of similarity score between the old partial solution and the new partial solution after executing an action. With the help of Equation 3, we can write our reward function as:

$$r = J(\mathbb{U}_{new}) - J(\mathbb{U}_{old}) \quad (6)$$

C. Network Structure

1) State Representation Networks: To better represent the current state on the association graph, we choose graph neural networks (GNN) [23], [38] to compute its embedding. GNN extracts the vertex features based on their adjacent neighbors. However, traditional GNN is not sensitive to the edge weights. To better use the edge weights in the association graph, we derive from the idea of structure2vec [12]. In our embedding networks, the current solution, node weights and edges weights of the association graph are considered. The embedding formula is shown as follow:

$$\begin{aligned} \mathbf{E}^{t+1} &= \text{ReLU}(\mathbf{h}_1 + \mathbf{h}_2 + \mathbf{h}_3 + \mathbf{h}_4) \\ \mathbf{h}_1 &= \theta_1 \cdot \mathbf{X}' \\ \mathbf{h}_2 &= \theta_2 \frac{\mathbf{A} \cdot \mathbf{E}^t}{(n_1 - 1)(n_2 - 1)} \\ \mathbf{h}_3 &= \theta_3 \frac{\mathbf{A} \cdot \text{Diag}(\mathbf{F})}{(n_1 - 1)(n_2 - 1)} \\ \mathbf{h}_4 &= \theta_4 \frac{\sum(\text{ReLU}(\theta_5 \cdot \mathbf{W}))}{(n_1 - 1)(n_2 - 1)} \end{aligned} \quad (7)$$

where $\mathbf{E}^t \in \mathbb{R}^{n_1 n_2 \times d}$ denotes the embedding in t -th iteration, with d as the hidden size. At every iteration, the embedding is calculated by four hidden parts $\mathbf{h}_1, \mathbf{h}_2, \mathbf{h}_3, \mathbf{h}_4 \in \mathbb{R}^{n_1 n_2 \times d}$. $\theta_1 \in \mathbb{R}^d$, $\theta_2 \in \mathbb{R}^{d \times d}$, $\theta_3 \in \mathbb{R}^d$, $\theta_4 \in \mathbb{R}^{d \times d}$ and $\theta_5 \in \mathbb{R}^d$ are the weight matrices in the neural networks. t is the index of the iteration and the total number of the iterations is T . We set the initial embedding $\mathbf{E}^0 = \mathbf{0}$ and use ReLU as the activation function.

As for the hidden parts, each hidden part represents a kind of feature: \mathbf{h}_1 is to calculate the impact of current permutation matrix \mathbf{X}' which is transformed from current partial solution \mathbb{U}' . \mathbf{h}_2 is to take neighbor’s embedding into consideration, where A is the adjacency matrix of the association graph and divide $(n_1 - 1)(n_2 - 1)$ is for average since every vertex has $(n_1 - 1)(n_2 - 1)$ neighbors. \mathbf{h}_3 is to calculate the average

of neighbor’s vertex weights, where \mathbf{F} is the vertex weight matrix of the association graph and $\text{Diag}(\mathbf{F})$ is a diagonal matrix composed of \mathbf{F} ’s elements. \mathbf{h}_4 is designed to extract the features of adjacent edges, where \mathbf{W} is the edge weight matrix of the association graph.

2) *Q-Value Estimation Networks*: Q-learning based algorithms use $\mathbf{Q}(s, a)$ to represent the value of taking action a in state s , as an expected value of the acquired reward after choosing this action. The agent picks the next action given the estimation of $\mathbf{Q}(s, a)$. The Q-value estimation network f_θ takes the embedding of the current state as input and predicts the Q-value for each possible action. We adopt Dueling DQN [48] as our function approximator to estimate the Q-value function. The architecture of our Q-value estimation network f_θ is:

$$\begin{aligned} \mathbf{h}_5 &= \text{ReLU}(\theta_6 \cdot \mathbf{E}^T + b_1) \\ \mathbf{h}_v &= \frac{\sum \theta_7^\top \mathbf{h}_5}{n_1 n_2} + b_2 \\ \mathbf{h}_a &= \theta_8^\top \cdot \mathbf{h}_5 + b_3 \\ \mathbf{Q} &= \mathbf{h}_v + (\mathbf{h}_a - \frac{\sum \mathbf{h}_a}{n_1 n_2}) \end{aligned} \quad (8)$$

where \mathbf{E}^T is final output of the embedding network defined in Equation 7. $\mathbf{h}_5 \in \mathbb{R}^{n_1 n_2 \times d}$ is the hidden layer. $\mathbf{h}_v \in \mathbb{R}^1$ is the hidden layer for the state function. $\mathbf{h}_a \in \mathbb{R}^{n_1 n_2}$ is the hidden layer for the advantage function. $\theta_6 \in \mathbb{R}^{d \times d}$, $\theta_7 \in \mathbb{R}^d$, $\theta_8 \in \mathbb{R}^d$ are the weights of the neural networks. b_1 , b_2 , and b_3 are the bias vectors. $\mathbf{Q} \in \mathbb{R}^{n_1 n_2}$ is the final output of our Q-value estimate network, which predicts the value of every action given the current state.

The design of the state function and advantage function is to separate the value of state and action. Specifically, the state function predicts the value of different states and the advantage function predicts the value of each action given the particular state. Previous work shows that this dueling architecture can better learn the impact of different actions. Besides, we force the sum of the output vector of the advantage function to 0 by subtracting the mean of it, which makes the separation of the value and advantage easier.

We use $\mathbf{Q}(s, a; f_\theta)$ to denote the estimated Q-value by f_θ when the agent takes action a on state s . Note that the agent can only choose the vertex from the available vertices set \mathbb{V} . We add a mask on the output \mathbf{Q} such as the values of the vertices not in \mathbb{V} become minimal.

D. Experience Memory

To improve the sample efficiency in reinforcement learning, we maintain a prioritized experience replay memory \mathcal{M} [39] that stores the experience of the agent, defined as the transition (s_i, a_i, r_i, s'_i) (denoting state, action, reward, and state of next step respectively). As the training progresses, we add new transitions to the replay memory \mathcal{M} and remove old transitions. The agents will take samples from the replay memory to update their neural networks. We follow the idea of prioritized experience replay, which adds a priority for each

transition and higher priority denotes higher probabilities to be sampled:

$$P(i) = \frac{(p_i)^\alpha}{\sum_k (p_k)^\alpha} \quad (9)$$

where $P(i)$ is the probability and p_i is the priority of the i -th transition. α is a hyperparameter. Briefly speaking, the calculation of the priority p_i is based on the underfitting extent of the transition. A larger bias rate of the agent’s Q-value estimation means a relatively higher priority.

E. Model Updating

Based on the definition, for the truth Q-value, the following formula is satisfied:

$$\mathbf{Q}(s, a) = \mathbb{E}[r + \gamma \max_{a'} \mathbf{Q}(s', a')] \quad (10)$$

where γ is the discount factor. Since the goal of our Q-value estimation network is to approximate the truth Q-value, we continuously update the parameter of our network f_θ by the samples from our prioritized experience replay memory \mathcal{M} to minimize the loss function derived from Equation 10:

$$\begin{aligned} \mathcal{L}(f_\theta; \mathcal{M}) &= \\ \mathbb{E}_{s, a, r, s' \sim \mathcal{M}} &\left[\left(r + \gamma \max_{a'} \mathbf{Q}(s', a'; f_{\theta^-}) - \mathbf{Q}(s, a; f_\theta) \right)^2 \right] \end{aligned} \quad (11)$$

where $\mathcal{L}(\cdot)$ is the loss function to be optimized. f_θ is the current Q-value estimation network and f_{θ^-} is the target Q-value estimation network. s, a, r, s', a' stand for the state, action, reward, next state, and next action. The target network f_{θ^-} shares the same architecture with f_θ and the parameters of f_{θ^-} will be replaced by the parameters of f_θ every period of time. The design of such as a target network is for keeping the target Q value remains unchanged for a period of time, which reduces the correlation between the current Q value and the target Q value to an extent and improves the training stability.

However, we notice that directly using $\max(\cdot)$ operator to estimate the value of next state s' leads to an overestimation problem, which results in an obviously large Q-value estimation. Therefore, we follow the idea of Double DQN [18] to modify Equation 11. We pick the next action a' by the current Q-value estimate network f_θ , but use the target Q-value estimate network f_{θ^-} to predict its value as Equation 12 shows. The motivation of this modification is: the Q-value that is overestimated in one network will be mitigated to a certain extent in another network.

$$\begin{aligned} a' &= \arg \max_{a'} \mathbf{Q}(s', a'; f_\theta) \\ \mathcal{L}(f_\theta; \mathcal{M}) &= \mathbb{E}_{s, a, r, s' \sim \mathcal{M}} \left[\left(r + \gamma \mathbf{Q}(s', a'; f_{\theta^-}) - \mathbf{Q}(s, a; f_\theta) \right)^2 \right] \end{aligned} \quad (12)$$

V. EXPERIMENTS

A. Protocols

In the testing phase, given its affinity matrix \mathbf{K} and its ground truth permutation matrix \mathbf{X}^{gt} for each pairwise graph, *RGM* predicts a permutation matrix \mathbf{X}^{pred} transformed from its solution set \mathbb{U} . Based on \mathbf{X}^{gt} and \mathbf{X}^{pred} , we use two metrics to evaluate: objective score and accuracy. They are

	Car		Duck		Face		Motorbike		Winebottle		Average	
	Score	Acc	Score	Acc	Score	Acc	Score	Acc	Score	Acc	Score	Acc
RRWM [10]	0.936	61.0%	1.008	69.3%	0.968	95.6%	0.943	74.6%	0.956	63.0%	0.962	72.7%
GAGM [17]	0.947	59.7%	1.006	69.2%	0.968	95.5%	0.965	77.2%	0.986	68.6%	0.974	74.0%
IPFP [28]	0.832	43.3%	0.887	43.0%	0.945	84.8%	0.867	53.5%	0.915	50.6%	0.889	55.0%
PSM [14]	0.757	42.8%	0.775	44.1%	0.890	86.1%	0.819	69.0%	0.828	63.7%	0.814	61.1%
GNCCP [30]	0.958	66.7%	0.993	65.9%	0.968	95.6%	0.960	76.5%	0.980	67.7%	0.972	74.5%
BPF [47]	0.980	68.2%	1.005	72.1%	0.969	96.9%	0.972	80.3%	0.994	63.5%	0.984	76.2%
<i>RGM</i>	1.013	78.6%	1.115	76.4%	0.984	97.6%	0.975	85.3%	0.948	66.1%	1.007	80.8%

TABLE I
PERFORMANCE COMPARISON W.R.T OBJECTIVE SCORE AND ACCURACY (THE HIGHER THE BETTER) IN THE WILLOW DATASET.

	Esc16a	Esc16b	Esc16c	Esc16d	Esc16e	Esc16f	Esc16g	Esc16h	Esc16i	Esc16j
SM [27]	98	318	276	48	52	0	44	1292	54	22
RRWM [10]	80	294	204	44	50	0	52	1002	28	18
Sinkhorn-JA [24]	100	304	266	58	44	0	52	1282	36	18
<i>RGM</i>	72	292	178	24	34	0	36	996	18	14
Upper Bound	68	292	160	16	28	0	26	996	14	8

TABLE II
PERFORMANCE COMPARISON W.R.T OBJECTIVE SCORE (THE LOWER THE BETTER) WITH ESC16 INSTANCES OF QAPLIB DATASET.

defined in Equation 13. The objective score is also called the affinity score.

$$Score = \frac{\text{vec}(\mathbf{X}^{pred})^\top \mathbf{K} \text{vec}(\mathbf{X}^{pred})}{\text{vec}(\mathbf{X}^{gt})^\top \mathbf{K} \text{vec}(\mathbf{X}^{gt})} \quad (13)$$

$$Acc = \frac{\sum \mathbf{X}^{pred} * \mathbf{X}^{gt}}{n_1}$$

where $*$ denote multiply matrices element-wise.

We compare with the following solvers: **RRWM** [10] proposes a random walk view of the graph matching problem, with a re-weighted jump on graph matching. **GAGM** [17] utilizes the graduated assignment technique, which can iteratively approximate the cost function by the Taylor expansion. Given a continuous or discrete solution, **IPFP** [28] iteratively improves the solution via integer projection. **PSM** [14] improves the spectral graph matching algorithm through a probabilistic view. It presents a probabilistic interpretation of the spectral relaxation scheme. **GNCCP** [30] follows the convex-concave path-following algorithm. It provides a much simpler form of the partial permutation matrix without involving the convex or concave relaxation explicitly. To deal with the singular point issue in the previous path following strategy, **BPF** [47] designs a branch switching technique to seek for better paths at the singular points.

B. Experiments on Synthetic Dataset

We first evaluate *RGM* on the synthetic graphs generated following the protocol similar to previous work. We first generate sets of random points in the 2D plane. The coordinates of these points are sample from $U(0, 1) \times U(0, 1)$, where $U()$ denotes the uniform distribution. First, we select 10 sets of points and regard them as the set of ground truth points. Based on the set of ground truth points, we randomly scale their

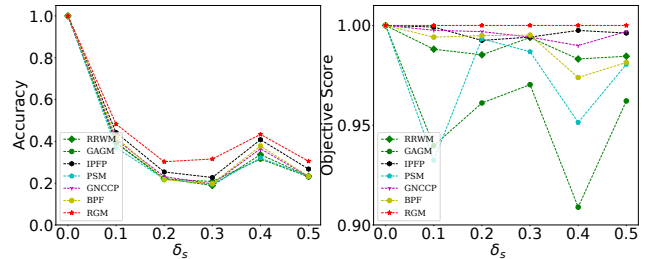


Fig. 2. Performance comparison w.r.t objective score and accuracy (the higher the better) in the synthetic dataset.

coordinates from $U(1 - \delta_s, 1 + \delta_s)$. The set of scaled points and the set of ground truth points are regarded as the pairwise graph to be matched. We set there are 10 inliners without outlier, and δ_s varies from 0 to 0.5. As for the calculation of affinity matrix K , the node similarity is set by 0 and the edge similarity is set by the difference of edge length: $\bar{K}_{i_a, j_b} = e^{-\frac{(f_{ij} - f_{ab})^2}{\sigma_1}}$, where the f_{ij} is the edge length of E_{ij} and σ_1 is the hyperparameter. We generate 300 sets of scaled points for each ground truth sets and get 3,000 pairwise graphs in total. In all of our experiments, we split the data into the training set and the testing set with the ratio of (2 : 1).

The results of the synthetic datasets are shown in Figure 2. Evaluations are performed in terms of the scale ratio δ_s . The objective score is normalized by the best objective score among all compared methods. In all experiments, *RGM* performs the best in both accuracy and objective score. We admit that reinforcement learning is always time-consuming. However, since we split the training set and the testing set, we only need to record the testing time of *RGM*, which is comparable to the inference time of traditional solvers.

C. Experiments on Willow Object Dataset

Willow Object Dataset is collected from real images by [8]. It contains 256 images from 5 categories. Each category is represented with at least 40 images. Each image is annotated with 10 distinctive key points. The experiments setup is similar to the synthetic dataset and previous work [49], [20]. The affinity matrix \mathbf{K} is calculated by $K_{ia,jb} = \beta e^{-\frac{(f_{ij}-f_{ab})^2}{\sigma_2}} + (1-\beta)e^{-\frac{(\alpha_{ij}-\alpha_{ab})^2}{\sigma_3}}$, where f_{ij} denotes the edge length and α_{ij} denotes the edge angle. β is a hyperparameter to consider both length and angle affinity. Evaluation is performed on all five categories respectively.

The results are shown in Table I. The objective score is normalized by the objective score of the ground truth solution. We can see that *RGM* performs the best in four categories except for Winebottle. Since the difficulty of each category is not the same, the improvement of *RGM* varies in different categories. *RGM* can improve the matching accuracy in Car for more than 10%. Though *RGM* does not perform the best in Winebottle, the results of *RGM* is similar to the best baseline. Therefore, the average performance of *RGM* is still the best. We notice that the objective score of some methods is greater than 1, which means the objective score of the ground truth solution may not always be optimal. In the graph matching problem, we find this mismatch between accuracy and objective score is very common. We will discuss more about this mismatch in Section V-F.

D. Experiments on QAPLIB Dataset

Since the graph matching problem is a kind of the QAP problem, we also try to adapt our proposed solver *RGM* directly into QAP problems. We conduct experiments on QAPLIB [4], which has 134 real-world QAP instances of 15 categories. Due to its difficulty and complexity, we only choose one category called "Esc16". "Esc16" stems from an application in the testing of self-testable sequential circuits, where the amount of additional hardware for the testing should be minimized. There are totally 10 available instances in "Esc16". Due to the lack of enough samples, we do not follow the (2 : 1) train-test split ratio used in the above experiments. We simply use the first 5 instances for training and the last 5 instances for testing.

The results are shown in Table II. Note that instances in QAPLIB are to be minimized, so the objective score is the lower the better. We compare with two existing solvers: SM [27] solves the QAP problem by the spectral numerical technique; Sinkhorn-JA [24] is a learning free algorithm for solving the lifted linear program relaxations of QAP. "Upper Bound" denotes the objective score of the proved optimal solution. We can see that *RGM* outperforms both training and testing in this category of QAPLIB, and reaches the upper bound in three instances. Specifically, in the instance "Esc16b" and "Esc16h", the solutions found by *RGM* are different from the optimal solutions shown in QAPLIB, even with the same objective score.

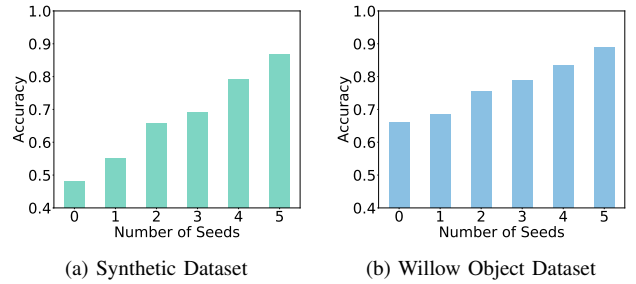


Fig. 3. Case Study: performance comparison w.r.t accuracy (the higher the better) in terms of the different number of initial seeds.

E. Case Study

As we mentioned before, our proposed solver *RGM* is to learn the decision making process of the graph matching problem. It means that *RGM* does not need any label for training. More importantly, *RGM* can take extra information for graph matching, such as initial seeds. Initial seed means that one node in each of the pairwise graph is already matched or obviously clear to be matched by human or other information sources. However, existing learning based graph matching methods can not utilize these valuable initial seeds because they provide the permutation matrix solution in one shot. Since *RGM* solves the problem progressively, *RGM* can take advantage of the initial seeds. We only need to set the initial seeds as the first several actions, and then let *RGM* execute normally.

We conduct this case study in both the synthetic datasets and the willow object dataset. The results are shown in Figure 3. We can see that adding suitable initial seeds does improve the performance of *RGM* significantly. It shows the importance of extra initial seeds ignored by previous learning based graph matching methods.

F. *RGM*'s Limitation as a Backend Solver

Let us re-emphasize an important observation that is not formally elaborated in literature: existing graph matching learning models in fact are mostly focused on learning the input node-wise features (via CNN) and structural features (using GNN), which we attribute them as front-end learner. In these methods, the backend optimization solvers based on the learned features are typically realized by the Hungarian method (Sinkhorn network) [44], spectral matching [53], or an out-of-box two-graph matching solver like RRWM [10]. In contrast, *RGM* is focused on learning the backend component without touching the front-end whether for within-graph feature or cross-graph affinity learning. This difference gives some interpretations in several folds worth noting.

First, our method cannot be directly compared with existing learning based methods as they focus on different parts of the learning pipeline. And how to integrate these the front-end and backend components in an end-to-end learning fashion is beyond this paper which we leave for future work as an open question. Second, our method can take either the non-learnable features or learned features in our affinity score maximiza-

Affinity score	[0, 0.99]	(0.99, 1)	[1, 1]	(1, 1.04]
Proportion	0.0%	6.1%	42.0%	51.9%
Accuracy	0.0%	55.6%	100.0%	36.4%

TABLE III

DISTRIBUTION OF THE AFFINITY SCORE AND ACCURACY OF THE MATCHING SOLUTIONS FOUND BY *RGM* ON THE BUS CATEGORY IN PASCAL VOC DATASET FOR CASE STUDY. HERE THE AFFINITY SCORE IS COMPUTED BY THE CNN FEATURES ON THE IMAGE PATCH AROUND THE KEYPOINTS LEARNED BY THE NGM MODEL [46]. NOTE THE LEARNED AFFINITY FUNCTION IS BIASED TO THE TRUE ACCURACY MAKING OUR SOLVER STRUGGLE AS *RGM* IS PURELY BASED ON REACHING A HIGHER SCORE. THE OBJECTIVE SCORE IS NORMALIZED BY THE OBJECTIVE SCORE OF THE GROUND TRUTH SOLUTION.

tion pipeline. And such a problem formulation implies that the highest score corresponds to the ground truth matching. However, whatever the feature is extracted by certain rules like SIFT or by CNN/GNN, such an assumption does not necessarily hold, which is illustrated in Table III. The results of experiments on the willow object dataset shown before also show this mismatch. The learned affinity function by NGM [46] is not consistent with the matching accuracy, which also suggests the limitation of existing deep learning graph matching models.

VI. CONCLUSION AND OUTLOOK

In this paper, for the first time we have formulated graph matching as a deep reinforcement learning task and propose a novel learning algorithm called *RGM*. *RGM* re-defines the agent's action space in the association graph derived from the input two graphs, and use GNN based embedding networks to calculate the representation before conducting the Q-learning algorithm. Extensive experimental results on both synthetic datasets and real-world benchmarks show the cost-effectiveness of our approach.

While our current effort is to enable the learning of the backend solver, the future work will involve: i) combine *RGM* as the backend solver with frontend learning based feature extraction, especially for end-to-end learning in the sense of joint optimization of the two ends, which is still missing in the existing literature; ii) improve the scalability of our approach by exploring its sequential decision nature, e.g. more dynamic and efficient graph embedding for the graph matching problem.

REFERENCES

- [1] Irwan Bello, Hieu Pham, Quoc V Le, Mohammad Norouzi, and Samy Bengio. Neural combinatorial optimization with reinforcement learning. *ArXiv*, abs/1611.09940, 2017. 2
- [2] Yoshua Bengio, A. Lodi, and Antoine Prouvost. Machine learning for combinatorial optimization: a methodological tour d'horizon. *ArXiv*, abs/1811.06128, 2018. 2
- [3] Yoshua Bengio, Andrea Lodi, and Antoine Prouvost. Machine learning for combinatorial optimization: a methodological tour d'horizon. *European Journal of Operational Research*, 2020. 2
- [4] R. Burkard, S. Karisch, and F. Rendl. Qaplib – a quadratic assignment problem library. *Journal of Global Optimization*, 10:391–403, 1997. 7
- [5] Quentin Cappart, Thierry Moisan, L. Rousseau, Isabeau Pr'emont-Schwarz, and André Ciré. Combining reinforcement learning and constraint programming for combinatorial optimization. *ArXiv*, abs/2006.01610, 2020. 2

- [6] Xinyun Chen and Yuandong Tian. Learning to perform local rewriting for combinatorial optimization. In *NeurIPS*, 2019. 2
- [7] Minsu Cho, Karteek Alahari, and Jean Ponce. Learning graphs to match. In *ICCV*, 2013. 1
- [8] Minsu Cho, Alahari Karteek, and J. Ponce. Learning graphs to match. *2013 IEEE International Conference on Computer Vision*, pages 25–32, 2013. 7
- [9] Minsu Cho, Jungmin Lee, and Kyoung Mu Lee. Reweighted random walks for graph matching. In *Eur. Conf. Comput. Vis.*, 2010. 2
- [10] Minsu Cho, J. Lee, and Kyoung Mu Lee. Reweighted random walks for graph matching. In *ECCV*, 2010. 6, 7
- [11] Marco Cuturi. Sinkhorn distances: Lightspeed computation of optimal transport. *NIPS*, pages 2292–2300, 2013. 2
- [12] Hanjun Dai, B. Dai, and L. Song. Discriminative embeddings of latent variable models for structured data. In *ICML*, 2016. 4
- [13] Iddo Drori, Anant Kharkar, William R. Sickinger, Brandon Kates, Qiang Ma, Suwen Ge, Eden Dolev, Brenda L Dietrich, David P. Williamson, and Madeleine Udell. Learning to solve combinatorial optimization problems on real-world graphs in linear time. *ArXiv*, abs/2006.03750, 2020. 2
- [14] A. Egozi, Y. Keller, and H. Guterman. A probabilistic approach to spectral graph matching. *IEEE Transactions on Pattern Analysis and Machine Intelligence*, 35:18–27, 2013. 6
- [15] Matthias Fey, Jan E Lenssen, Christopher Morris, Jonathan Masci, and Nils M Kriege. Deep graph matching consensus. In *Int. Conf. Learn. Represent.*, 2020. 1
- [16] S. Gold and A. Rangarajan. A graduated assignment algorithm for graph matching. *TPAMI*, 1996. 2
- [17] S. Gold and Anand Rangarajan. A graduated assignment algorithm for graph matching. *IEEE Trans. Pattern Anal. Mach. Intell.*, 18:377–388, 1996. 6
- [18] H. V. Hasselt, A. Guez, and D. Silver. Deep reinforcement learning with double q-learning. In *AAAI*, 2016. 1, 5
- [19] Adel Hlaoui and Shengrui Wang. A new algorithm for graph matching with application to content-based image retrieval. In *SSPR/SPR*, 2002. 1
- [20] Zetian Jiang, Tianzhe Wang, and Junchi Yan. Unifying offline and online multi-graph matching via finding shortest paths on supergraph. *IEEE transactions on pattern analysis and machine intelligence*, 2020. 7
- [21] Chaitanya K. Joshi, Quentin Cappart, L. Rousseau, Thomas Laurent, and Xavier Bresson. Learning tsp requires rethinking generalization. *ArXiv*, abs/2006.07054, 2020. 2
- [22] Elias Boutros Khalil, Hanjun Dai, Yuyu Zhang, B. Dilkina, and L. Song. Learning combinatorial optimization algorithms over graphs. *ArXiv*, abs/1704.01665, 2017. 2
- [23] Thomas N Kipf and Max Welling. Semi-supervised classification with graph convolutional networks. *Int. Conf. Learn. Represent.*, 2017. 4
- [24] Y. Kushninsky, Haggai Maron, Nadav Dym, and Y. Lipman. Sinkhorn algorithm for lifted assignment problems. *SIAM J. Imaging Sci.*, 12:716–735, 2019. 6, 7
- [25] Eugene L. Lawler. The quadratic assignment problem. *Management Science*, 9:586–599, 1963. 1, 2
- [26] Marius Leordeanu and Martia Hebert. A spectral technique for correspondence problems using pairwise constraints. In *ICCV*, 2005. 2, 3
- [27] M. Leordeanu and M. Hebert. A spectral technique for correspondence problems using pairwise constraints. *Tenth IEEE International Conference on Computer Vision (ICCV'05) Volume 1*, 2:1482–1489 Vol. 2, 2005. 6, 7
- [28] Marius Leordeanu, Martial Hebert, and Rahul Sukthankar. An integer projected fixed point method for graph matching and map inference. In *NIPS*, 2009. 6
- [29] Yujia Li, Chenjie Gu, Thomas Dullien, Oriol Vinyals, and Pushmeet Kohli. Graph matching networks for learning the similarity of graph structured objects. *arXiv preprint arXiv:1904.12787*, 2019. 1
- [30] Zhi-Yong Liu, Hong Qiao, and Lei Xu. An extended path following algorithm for graph-matching problem. *IEEE transactions on pattern analysis and machine intelligence*, 34(7):1451–1456, 2012. 6
- [31] Eliane Maria Loiola, Nair Maria Maia de Abreu, Paulo Oswaldo Boaventura-Netto, Peter Hahn, and Tania Querido. A survey for the quadratic assignment problem. *EJOR*, pages 657–90, 2007. 1, 2
- [32] Sahil Manchanda, A. Mittal, A. Dhawan, Sourav Medya, Sayan Ranu, and A. Singh. Learning heuristics over large graphs via deep reinforcement learning. *ArXiv*, abs/1903.03332, 2019. 2
- [33] Hongzi Mao, Mohammad Alizadeh, Ishai Menache, and Srikanth Kandula. Resource management with deep reinforcement learning. In *Proceedings of the 15th ACM Workshop on Hot Topics in Networks*,

- pages 50–56, 2016. 2
- [34] Nina Mazyavkina, S. Sviridov, S. Ivanov, and Evgeny Burnaev. Reinforcement learning for combinatorial optimization: A survey. *ArXiv*, abs/2003.03600, 2020. 2
 - [35] Volodymyr Mnih, Koray Kavukcuoglu, David Silver, Alex Graves, Ioannis Antonoglou, Daan Wierstra, and Martin Riedmiller. Playing atari with deep reinforcement learning. *arXiv preprint arXiv:1312.5602*, 2013. 1, 2
 - [36] Mohammadreza Nazari, Afshin Oroojlooy, Lawrence Snyder, and Martin Takáč. Reinforcement learning for solving the vehicle routing problem. In *Advances in Neural Information Processing Systems*, pages 9839–9849, 2018. 2
 - [37] Michal Rolínek, Paul Swoboda, Dominik Zietlow, Anselm Paulus, Vít Musil, and Georg Martius. Deep graph matching via blackbox differentiation of combinatorial solvers. *arXiv preprint arXiv:2003.11657*, 2020. 2
 - [38] Franco Scarselli, Marco Gori, Ah Chung Tsoi, Markus Hagenbuchner, and Gabriele Monfardini. The graph neural network model. *Trans. on Neural Networks*, 2009. 4
 - [39] Tom Schaul, John Quan, Ioannis Antonoglou, and David Silver. Prioritized experience replay. *arXiv preprint arXiv:1511.05952*, 2015. 1, 5
 - [40] Christian Schellewald and Christoph Schnörr. Probabilistic subgraph matching based on convex relaxation. In *International Workshop on Energy Minimization Methods in Computer Vision and Pattern Recognition*, pages 171–186. Springer, 2005. 2
 - [41] Yang Shen, Weiyao Lin, Junchi Yan, Mingliang Xu, Jianxin Wu, and Jingdong Wu. Person re-identification with correspondence structure learning. In *ICCV*, 2015. 1
 - [42] David Silver, Guy Lever, Nicolas Heess, Thomas Degris, Daan Wierstra, and Martin Riedmiller. Deterministic policy gradient algorithms. In *ICML*, 2014. 2
 - [43] Oriol Vinyals, Meire Fortunato, and Navdeep Jaitly. Pointer networks. *ArXiv*, abs/1506.03134, 2015. 2
 - [44] Runzhong Wang, Junchi Yan, and Xiaokang Yang. Learning combinatorial embedding networks for deep graph matching. In *Int. Conf. Comput. Vis.*, 2019. 1, 2, 7
 - [45] Runzhong Wang, Junchi Yan, and Xiaokang Yang. Neural graph matching network: Learning lawler’s quadratic assignment problem with extension to hypergraph and multiple-graph matching. *arXiv preprint arXiv:1911.11308*, 2019. 3
 - [46] Runzhong Wang, Junchi Yan, and Xiaokang Yang. Neural graph matching network: Learning lawler’s quadratic assignment problem with extension to hypergraph and multiple-graph matching. *ArXiv*, abs/1911.11308, 2019. 8
 - [47] Tao Wang, Haibin Ling, Congyan Lang, and Songhe Feng. Graph matching with adaptive and branching path following. *IEEE Trans. Pattern Anal. Mach. Intell.*, 2017. 6
 - [48] Ziyu Wang, T. Schaul, Matteo Hessel, H. V. Hasselt, Marc Lanctot, and N. D. Freitas. Dueling network architectures for deep reinforcement learning. In *ICML*, 2016. 1, 5
 - [49] J. Yan, M. Cho, H. Zha, X. Yang, and S. Chu. Multi-graph matching via affinity optimization with graduated consistency regularization. *TPAMI*, 2016. 7
 - [50] Junchi Yan, Shuang Yang, and Edwin Hancock. Learning graph matching and related combinatorial optimization problems. In *IJCAI*, 2020. 2
 - [51] Junchi Yan, Xu-Cheng Yin, Weiyao Lin, Cheng Deng, Hongyuan Zha, and Xiaokang Yang. A short survey of recent advances in graph matching. In *ICMR*, 2016. 2
 - [52] Tianshu Yu, Runzhong Wang, Junchi Yan, and Baoxin Li. Learning deep graph matching with channel-independent embedding and hungarian attention. In *Int. Conf. Learn. Represent.*, 2020. 1, 2
 - [53] Andrei Zanfir and Christian Sminchisescu. Deep learning of graph matching. In *IEEE Conf. Comput. Vis. Pattern Recog.*, 2018. 1, 7
 - [54] Zhen Zhang and Wee Sun Lee. Deep graphical feature learning for the feature matching problem. In *ICCV*, pages 5087–5096, 2019. 1
 - [55] Feng Zhou and Fernando De la Torre. Factorized graph matching. In *IEEE Conf. Comput. Vis. Pattern Recog.*, 2012. 2
 - [56] Jie Zhou, Ganqu Cui, Zhengyan Zhang, Cheng Yang, Zhiyuan Liu, and M. Sun. Graph neural networks: A review of methods and applications. *ArXiv*, abs/1812.08434, 2018. 2