

Focusing More on Conflicts with Mis-Predictions Helps Language Pre-Training

Chen Xing^{1,2} Wencong Xiao³ Yong Li³ Wei Lin³

Abstract

In this work, we propose to improve the effectiveness of language pre-training methods with the help of mis-predictions during pre-training. Neglecting words in the input sentence that have conflicting semantics with mis-predictions is likely to be the reason of generating mis-predictions at pre-training. Therefore, we hypothesis that mis-predictions during pre-training can act as detectors of the ill focuses of the model. If we train the model to focus more on the conflicts with the mis-predictions while focus less on the rest words in the input sentence, the mis-predictions can be more easily corrected and the entire model could be better trained. Towards this end, we propose Focus Less on Context of Mis-predictions(McMisP). In McMisP, we record the co-occurrence information between words to detect the conflicting words with mis-predictions in an unsupervised way. Then McMisP uses such information to guide the attention modules when a mis-prediction occurs. Specifically, several attention modules in the Transformer are optimized to focus more on words in the input sentence that have co-occurred rarely with the mis-predictions and vice versa. Results show that McMisP significantly expedites BERT and ELECTRA and improves their performances on downstream tasks.

1. Introduction

Language pre-training methods with Transformer models (Vaswani et al., 2017) have been shown effective on various NLP downstream tasks (Devlin et al., 2018; Liu et al., 2019). In order to further improve the effectiveness of language pre-training methods, larger unsupervised training data has been applied and the size of trainable parameters of models has been increasing with a fast pace (Raffel et al.,

2019). As a consequence, the training time and cost for such methods has grown to an unexpected level in the recent few years. As an illustration, the pre-training of the largest version of GPT-3 requires several thousand petaflop/s-days of compute (Brown et al., 2020).

Compared with the upsurge of training time and cost, the convergence efficiency of language pre-training methods hasn't been improved much (Li et al., 2020; Kaplan et al., 2020). The train/validation loss of a pre-trained BERT model decreases very slowly in the middle and latter phases of pre-training (Ke et al., 2020; Wu et al., 2020). It can cause severe under-training problem of language pre-training methods given finite amount of resources (Liu et al., 2019). In order to investigate the reasons behind this phenomenon, we empirically check the word predictions of BERT-base models at masked positions during pre-training. The predicted words at the masked positions are surprisingly good at an early phase of training. What the model struggles about during the entire training are very subtle mis-predictions like,

He is swimming yesterday afternoon.

At the masked position of the sentence above, the ground-truth word “was” is mis-predicted as “is”. “is” a mis-prediction because it contradicts the existing context “yesterday” in the input sentence. The model makes this mis-prediction even after being provided with the contradictory context “yesterday”. Therefore the reason of this mis-prediction could very likely be that the model’s attention modules fails to include and focus on “yesterday” as part of the key context to make this prediction. Similar examples with mis-predictions are “New York is the famous capital city in U.S.”, and “As any father would agree, I don’t want my young and innocent father employed to kill and take part in your futile battles”. Similarly, “New York” and “father” are mis-predictions because there are semantic conflicts between them and the input context. The model makes such mis-predictions given the contradictory context probably because its attention modules neglect conflicting context like “capital” and “young and innocent” in the input sentences. These empirical observations suggest that mis-predictions could potentially act as detectors of the ill focus of the Transformer model to help improve pre-training. The context conflicting the mis-prediction in the input sentence is likely

¹Work done when Chen was interning in Alibaba Group.

²College of Computer Science, Nankai University, Tianjin, China

³Alibaba Group, Hangzhou, China. Correspondence to: Chen Xing <xingchen1113@gmail.com>.

neglected by the Transformer by mistake. If we can locate such conflicting context of the mis-predictions, we can train the attention modules to focus more on these missed important information, which could potentially lead to better pre-trained models.

We try to locate the conflicting context of mis-predictions in an unsupervised way. Semantically conflicting words rarely appear together in the same sentence. Most of word embedding methods also follow such statistics of word co-occurrences to train semantic representations for words (Mikolov et al., 2013; Pennington et al., 2014). Taking the aforementioned sentences as examples, the “yesterday” conflicting the mis-prediction “is”, has less probability to be in context of “is”. While other words in the sentence, such as “afternoon” and “he”, can occur more frequently with “is”. Similarly, ‘capital’ is not a frequent context of ‘New York’ compared with “U.S.” and “city”. “Young and innocent” are also weird adjectives to describe the mis-predicted “father”. Therefore, we can simply record the word level co-occurrence information before pre-training. The conflicting context of mis-predictions during pre-training can be detected by finding words in the input sentence that co-occur rarely with mis-predictions.

Following these motivations, we propose a new language pre-training method, Focusing More on Conflicts with Mis-Predictions (McMisP). Specifically, in McMisP, we firstly calculate a word co-occurrence matrix from the pre-training data set. With the help of this co-occurrence matrix, the conflicts (words that co-occur rarely) with each mis-prediction in input sentences can be detected accordingly during pre-training. Then when a mis-prediction occurs, we fetch its co-occurrence information to guide the self-attention module. The self-attention modules in the Transformer are optimized to focus more on the words in the input sentence that have co-occurred rarely with the mis-prediction while to set lower attention weights to the rest words in the input sentence. By doing so, the mis-predictions can be more easily corrected and the Transformer can be better trained.

We conduct experiments using BERT and ELECTRA (Clark et al., 2019) as our method’s backbone methods. Results show that McMisP significantly expedites BERT and ELECTRA and improves their performances on downstream tasks. Hyper-parameter analysis shows that McMisP improves the backbone methods in a wide range of hyper-parameter settings. The ablation study also indicates that McMisP’s effectiveness largely comes from the conflicts with mis-predictions.

2. Related Work

After BERT showing its effectiveness on various NLP downstream tasks, there are more and more methods aiming at

further improving language pre-training methods’ performance on NLP. Most of them try to achieve this by providing stronger self-supervising signals with existing unsupervised pre-training data (Levine et al., 2020; Wu et al., 2020). Among them, SpanBERT (Joshi et al., 2019) extends BERT by masking contiguous token sequences instead of random tokens during training. The model is trained to predict the masked token sequences correctly. ELECTRA (Clark et al., 2019) trains the model to detect mis-predicted tokens from a sloppy generator. We take a step further inspired by ELECTRA. In McMisP, we take more use of the generator’s mis-prediction by taking the conflicts with the mis-predictions into consideration. Through this way, mis-predictions act as ill focus detectors and provide language specific inductive bias as stronger self-supervising information to improve language pre-training methods.

There are also methods aiming at improving the training efficiency of language pre-training. Gong et al. (2019) observes that parameters in different layers have similar attention distribution, and propose a parameter distillation method from shallow layers to deep layers. Xiong et al. (2020) analyze Transformer from an optimization perspective and provide a training guideline that significantly reduce pre-training time. TUPE (Ke et al., 2020) provides a modification on the original positional embedding related functions of BERT and yield in both performance and efficiency improvements. Our method is orthogonal to the aforementioned methods and can be applied on top of them to further boost their performances.

3. Focusing More on Conflicts with Mis-Predictions

In the section, we firstly introduce BERT and ELECTRA as preliminaries. Then we describe McMisP that trains the model to focus more on conflicts with mis-predictions. For ease of illustration, we use ELECTRA as our backbone method to describe McMisP. While we would like to note that our method can potentially be applied to other Transformer-based language pre-training methods as well.

3.1. Preliminaries

BERT. In this section, we firstly use BERT as an example to introduce the basics of the model architecture and training objectives of language pre-training methods. BERT (Bidirectional Encoder Representation from Transformers) is developed on a multi-layer bidirectional Transformer encoder, which takes a sequence of word semantic information (token embeddings) and order information (positional embeddings) as input, and outputs a sequence of contextual representations of the same length.

Each Transformer layer consists of a self-attention sub-layer

and a position-wise feed-forward sub-layer, with a residual connection (He et al., 2016) and layer normalization (Ba et al., 2016) applied after every sub-layer. The self-attention sub-layer is referred to as "Scaled Dot-Product Attention" in Vaswani et al. (2017), which produces its output by calculating the scaled dot products of *queries* and *keys* as the coefficients of the *values*, i.e.,

$$\mathbf{a}(q, K) = \frac{qK^T}{\sqrt{d}} \quad (1)$$

$$\text{Attention}(q, K, V) = \text{Softmax}(\mathbf{a}(q, K))V. \quad (2)$$

q (Query), K (Key), V (Value) are the hidden states outputted from the previous layer and d is the dimension of the hidden representations. Among them, q is the hidden state vector at the query position. K and V are matrices, each row of which is the hidden state vector of a key/value position. $\mathbf{a}(q, K)$ is K 's attention coefficient vector with the dimension the same as the number of keys in K . Transformer also extends the aforementioned self-attention layer to a multi-head version in order to jointly attend to information from different representation subspaces. The multi-head self-attention sub-layer works as follows,

$$\text{Multi-head}(q, K, V) = \text{Concat}(\text{head}_1, \dots, \text{head}_H)W^O \quad (3)$$

$$\text{head}_k = \text{Attention}(qW_k^Q, KW_k^K, VW_k^V), \quad (4)$$

where $W_k^Q \in \mathbb{R}^{d \times d_K}$, $W_k^K \in \mathbb{R}^{d \times d_K}$, $W_k^V \in \mathbb{R}^{d \times d_V}$ are projection matrices. H is the number of heads. d_K and d_V are the dimensions of the key and value separately.

Following the self-attention sub-layer, there is a position-wise feed-forward (FFN) sub-layer, which is a fully connected network applied to every position identically and separately. The FFN sub-layer is usually a two-layer feed-forward network with a ReLU activation function in between. Given vectors $\{h_1, \dots, h_n\}$, a position-wise FFN sub-layer transforms each h_i as $\text{FFN}(h_i) = \sigma(h_i W_1 + b_1)W_2 + b_2$, where W_1, W_2, b_1 and b_2 are parameters.

BERT uses the Transformer model as its backbone architecture and trains the model parameters with the masked language model (MLM) task on large text corpora. In the masked language model task, given a random token sequence \mathbf{x} from the corpora, 15% of the positions in the sentence are randomly selected. The selected positions will be either replaced by special token [MASK], replaced by randomly picked tokens or remain the same. The objective of BERT pre-training is to predict tokens at the selected positions correctly given the masked sentence. If we denote the masked version of \mathbf{x} as \mathbf{x}^m , then BERT's loss function is

$$\mathcal{L}(\mathbf{x}, \mathbf{x}^m) = \frac{1}{N_x} \left(\sum_{t=1}^{N_x} -\log p_\theta(x_t | \mathbf{x}^m) \right), \quad (5)$$

where N_x is the total number of masked positions in the input token sequence x and θ is the trainable parameters of the Transformer. x_t is the ground-truth token at a masked position t in \mathbf{x} . Specifically, for every masked position t , BERT takes its output contextual representation at the same position t to make a prediction.

As this task requires no human labeling effort, large scale data corpus is usually used to train the model. Empirically, the trained model, served as a good initialization, significantly improves the performance of downstream tasks.

ELECTRA. ELECTRA trains two Transformer models on parallel, one smaller BERT as generator (G) and the other normal-sized Transformer as discriminator (D). The training objective of the discriminator is to detect the mis-predicted tokens from the generator.

The ELECTRA generator's training objective and loss function is the same as that of BERT, as described in the previous section and Equation 5. Specifically, the input of the generator is a token sequence processed (with some positions randomly masked) similarly as BERT pre-training. At every iteration during training, the generator makes predictions at the masked positions of each sequence. Then the generator outputs a new token sequence with tokens at the masked positions replaced by the generator's predictions. The generator's output sequence then would be used as the input of the discriminator. If we denote the generator's output sequence as \mathbf{x}^r , then the discriminator's loss function is,

$$\mathcal{L}_D(\mathbf{x}, \mathbf{x}^r) = \frac{1}{N} \left(\sum_{t=1}^N -\mathbb{1}(x_t^r = x_t) \cdot \log D(\mathbf{x}^r, t) \right. \quad (6)$$

$$\left. -\mathbb{1}(x_t^r \neq x_t) \cdot \log(1 - D(\mathbf{x}^r, t)) \right). \quad (7)$$

N is the length of the input sequence x . Equation 7 is a binary cross-entropy loss for the binary classification task of ELECTRA's discriminator. With this loss, the discriminator of ELECTRA is trained to detect if tokens at all positions of the input are mis-predictions. The final combined loss of ELECTRA with respect to x is,

$$\mathcal{L}(\mathbf{x}, \mathbf{x}^m, \mathbf{x}^r) = \mathcal{L}_G(\mathbf{x}, \mathbf{x}^m) + \lambda \mathcal{L}_D(\mathbf{x}, \mathbf{x}^r), \quad (8)$$

λ is the hyper-parameter controlling the ratio of the two losses. With this modified task, ELECTRA improves the pre-training efficiency by providing a better sampling efficiency.

3.2. The Proposed Method

As illustrated in the previous section, ELECTRA is trained with the mis-prediction detection task, with the help of mis-predictions from a sloppy generator. We argue that the mis-predictions can be better utilized beyond the mis-prediction

detection task itself. They can also be used as detectors of the ill focus of the attention modules. Because ignoring the conflicting context with mis-predictions in the input sentence, could very likely be the cause of mis-predictions. Therefore, training the model to focus more on the conflicting words/tokens with the mis-predictions in the input, can potentially help correcting the mis-predictions and lead to better pre-trained models. In this section, we firstly describe how we prepare a context matrix from the pre-training data set, to help locate the conflicting words with mis-prediction at pre-training. Then we describe how McMisP trains the Transformer model to focus more on conflicts with mis-predictions.

Calculating the context matrix. We firstly record the context information of each token in the training data vocabulary. Specifically, we record token-level co-occurrence information from the pre-training corpora before the pre-training. Since words that co-occur less frequently could have more conflicting semantics (Mikolov et al., 2013; Pennington et al., 2014), such information can be used at pre-training to detect the conflicting context with mis-predictions.

To record the token-level co-occurrence information, we firstly calculate the total numbers of co-occurrence for token pairs in the vocabulary. If we denote the vocabulary of the training corpus as $V = \{w_1, w_2, \dots, w_V\}$, then we calculate a matrix C , the element $C_{i,j}$ in which records the total number of times that token w_i and w_j occur together. The co-occurrence matrix C needs to be normalized so that it is irrelevant with the tokens' own occurrences. Without this process, the co-occurrence matrix would be dominant by token occurrences. Rare tokens would have low co-occurrence co-efficients with all other tokens. Common tokens would have high co-occurrence co-efficients with all other tokens. In order to prevent it from happening, we normalize C as,

$$C_{i,j}^{normed} = \frac{C_{i,j}}{(\sum_{z=1}^V C_{i,z}) \cdot (\sum_{z=1}^V C_{j,z})}, \quad (9)$$

$\sum_{z=1}^V C_{i,z}$ and $\sum_{z=1}^V C_{j,z}$ are the total number of occurrences of token i and j respectively. Then we calculate the final context matrix S . The i -th row of S is the final context co-efficient vector of token i ,

$$S_i = \frac{C_i^{normed} - \min(C_i^{normed})}{\max(C_i^{normed}) - \min(C_i^{normed})}. \quad (10)$$

In this equation, every row C_i^{normed} is normalized to the range of $[0, 1]$. Without this process, the pre-training of McMisP will be unstable and the model can diverge very

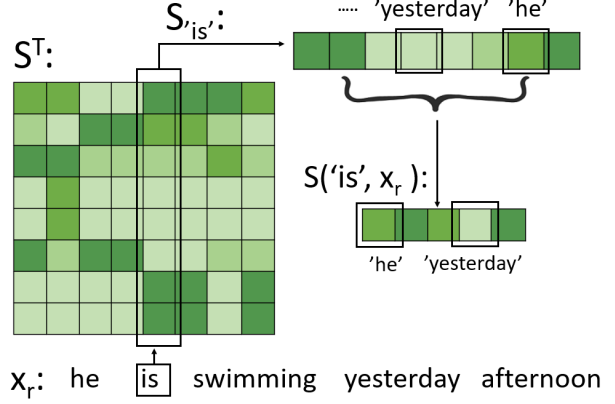


Figure 1. 'He is swimming yesterday afternoon' is the output sequence x_r from the generator. In this sentence, 'is' the mis-prediction. From the pre-calculated context matrix S , we first fetch $S_{is'}$. $S_{is'}$ consists of the context co-efficients of 'is' with all tokens in the vocabulary. Then from $S_{is'}$, McMisP fetches the context co-efficients of 'is' with all tokens in the sentence x_r , such as 'yesterday' and 'he'. We denote this context co-efficient vector as $S('is', x_r)$. Each element in $S('is', x_r)$ is the the context co-efficients of 'is' with a corresponding token in x_r .

easily. For a token i and token j , if j co-occurs frequently with i , $S_{i,j}$ is close to 1 and vice versa. For a mis-prediction i , McMisP will train the attention modules to output a lower attention co-efficient $a(i, j)$ at the position of j if $S_{i,j}$ is large. Through this way, McMisP can penalize the frequent context of mis-predictions and focus more on conflicts with them.

Pre-training. After recording the context information of tokens in the context matrix S , we start pre-training. During pre-training, given an partially-masked input sequence x^m , we firstly forward it to the generator and get x^r , same as ELECTRA. x^r is the output sequence from the generator, with tokens at the masked positions replaced by the generator's predictions. Then we collect the mis-predicted positions in x^r as,

$$\mathcal{M}_x = \{\mathbb{1}(x_t^r \neq x_t) \cdot t\}_{t=1}^{N_x}. \quad (11)$$

N_x is the length of the input sequence x . As described in Equation 1, each query-key attention co-efficient $a(i, j)$ is calculated by a scaled dot-product of the query i and the key j . We maintain the self-attention modules the same for all the rest of positions in the input sequence, except the mis-predicted positions in \mathcal{M}_x . For each mis-predicted position t in the input sequence \mathcal{M}_x , we firstly fetch the pre-calculated context vector of the mis-predicted token x_t^r from S . We denote it as $S_{x_t^r}$. The vector $S_{x_t^r}$ consists of the context co-efficients of the mis-prediction x_t^r with all tokens in the vocabulary. Then from $S_{x_t^r}$, we select context co-efficients of mis-prediction x_t^r with tokens in the input

sentence \mathbf{x}^r and denote the vector as $\mathbf{S}(t, \mathbf{x}^r)$. $\mathbf{S}(t, \mathbf{x}^r)$ is a vector with its dimension equal to the length of \mathbf{x}^r . Each element $\mathbf{S}(t, \mathbf{x}^r)_i$ in $\mathbf{S}(t, \mathbf{x}^r)$ is the context coefficient of token pair (x_t^r, x_i^r) . Figure 1 describes this process in detail with an example.

With $\mathbf{S}(t, \mathbf{x}^r)$ prepared for the input sequence \mathbf{x}^r and the mis-predicted position t , McMisP guides the attention module in the discriminator to focus less on the frequent context and more on the conflicting context of each mis-prediction x_t^r . Specifically, at the mis-predicted position t , for query q_t , the context-guided self-attention calculates the attention coefficients as,

$$\mathbf{g}(q_t, K) = \frac{q_t K^T}{\sqrt{d}} \cdot (1 - \mathbf{S}(t, \mathbf{x}^r)). \quad (12)$$

In this equation, We multiply the original pre-softmax attention co-efficients $\frac{q_t K^T}{\sqrt{d}}$ at position t with $(1 - \mathbf{S}(t, \mathbf{x}^r))$. Through this way, conflicting keys ignored by the attention module could be set a higher weight in $\mathbf{g}(q_t, K)$ since their context coefficients in $\mathbf{S}(t, \mathbf{x}^r)$ are low. Keys at positions of frequent context of the mis-prediction would be set a lower weight in $\mathbf{g}(q_t, K)$ since their context coefficients in $\mathbf{S}(t, \mathbf{x}^r)$ is high. We will then use $\mathbf{g}(q_t, K)$ as the supervising information to train the attention module at the mis-predicted position t . Specifically, we minimize the L-2 loss between $\mathbf{g}(q_t, K)$ and the original pre-softmax attention weights from the attention module,

$$\mathcal{L}_A = \frac{1}{N_M} \sum_{t=0}^{N_M} \left(\frac{q_t K^T}{\sqrt{d}} - \mathbf{g}(q_t, K) \right)^2 \quad (13)$$

N_M is the total number of mis-predictions. Note that we don't back-propagate through $\mathbf{g}(q_t, K)$. $\mathbf{g}(q_t, K)$ is only used as supervising information to guide the model to focus more on conflicting context of mis-predictions. Figure 2 shows the training of attention modules with this additional loss at the mis-predicted positions with an example. The final loss function of the proposed pre-training method is,

$$\mathcal{L}(\mathbf{x}, \mathbf{x}^m, \mathbf{x}^r) = \mathcal{L}_G(\mathbf{x}, \mathbf{x}^m) + \lambda \mathcal{L}_D(\mathbf{x}, \mathbf{x}^r) + \gamma \mathcal{L}_A(\mathbf{x}, \mathbf{x}^r). \quad (14)$$

λ and γ and hyper-parameters controlling the ratio of the 3 losses.

3.3. Implementation Details

In the previous sub-section, we described how McMisP trains one-layer one-head attention module at mis-predicted positions. While Transformer has multiple layers of multi-head attention modules. We denote the number of attention

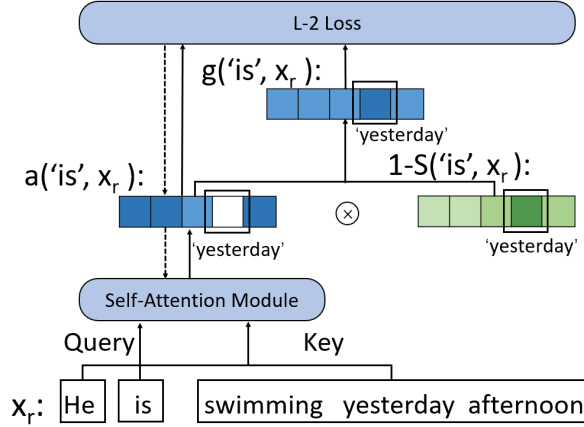


Figure 2. The training of attention modules at the mis-predicted positions in McMisP. The blue vector at the left side of the figure is the original pre-softmax attention co-efficient vector $a('is', \mathbf{x}_r)$. The original attention co-efficient at the 'yesterday' position is low. By multiplying it with $1 - S('is', \mathbf{x}_r)$ (the green vector at the right side of the figure), we get $\mathbf{g}('is', \mathbf{x}_r)$. In $\mathbf{g}('is', \mathbf{x}_r)$, the attention coefficient at the 'yesterday' position is higher than the rest. The dashed arrows represent the backward pass and the firm arrows represent the forward pass.

layers trained with McMisP as l , and the number of attention heads at every layer trained with McMisP as h . We set h as 5 and l as 5 for ELECTRA-McMisP. We set h as 3 and l as 5 for BERT-McMisP. We also analyze the behaviour of McMisP when h and l vary under Section 4. For the pre-calculated context matrix \mathbf{S} , the size of \mathbf{S} would be too big to fit into the GPU memory together with the model if we record every pairwise co-occurrence information. Therefore after experimenting we set \mathbf{S} 's vocabulary size to be 5000. We only record the co-occurrence information for words with top 5000 frequencies in the training set. For words not in the vocabulary of \mathbf{S} , we train the attention modules the same as BERT even if they are mis-predictions. Increasing the vocabulary of \mathbf{S} to be larger than 5000 brings minor performance improvements compared with the memory overhead.

4. Experiments

To verify the efficiency and effectiveness of McMisP, we conduct pre-training experiments and evaluate pre-trained models on fine-tuning downstream tasks. All codes are implemented with *fairseq* (Ott et al., 2019) in PyTorch (Paszke et al., 2017). All models are run on 8 NVIDIA Tesla V100 GPUs with mixed-precision (Micikevicius et al., 2017).

4.1. Experimental Setup

To show the wide adaptability of McMisP, we use ELECTRA (Clark et al., 2019) and BERT (Devlin et al., 2018)

Table 1. Hyper-parameters for the pre-training and fine-tuning on all language pre-training methods, include both backbone methods and McMisPs.

	Pre-training	Fine-tuning
Max Steps	1M	-
Max Epochs	-	5 or 10
Learning Rate	1e-4	$\{(1,2,3,4,5) \times 1e-5\}$
Batch Size	256	32
Warm-up Ratio	0.01	0.06
Sequence Length	512	512
Learning Rate Decay	Linear	Linear
Adam ϵ	1e-6	1e-6
Adam (β_1, β_2)	(0.9, 0.98)	(0.9, 0.98)
Dropout	0.1	0.1
λ of ELECTRA	50	-
Weight Decay	0.01	0.01
l of BERT-McMisP	5	-
h of BERT-McMisP	3	-
γ of BERT-McMisP	1	-
l of ELECTRA-McMisP	5	-
h of ELECTRA-McMisP	5	-
γ of ELECTRA-McMisP	1	-

as the backbone language pre-training methods and implement McMisP on top of them. In the previous section, we have described McMisP on top of ELECTRA. Similarly, the implementation of McMisP on top of BERT requires a small generator. In McMisP-BERT, we also train the small generator on parallel with BERT. The size of the generator is the same as that of the generator in ELECTRA. When training BERT with its original Masked Language Modeling task, we also train its attention module to focus more on conflicting context of mis-predictions from the generator as described in Equation 13. Note that in BERT-McMisP, we don't replace the masked positions of the BERT inputs with the generator's predictions. The predictions from the generator are only used for minimizing Equation 13 and BERT's original MLM task remains unchanged in BERT-McMisP.

We fine-tune the pre-trained models on GLUE (General Language Understanding Evaluation) (Wang et al., 2018) to evaluate the performance of the pre-trained models. We follow previous work to use eight tasks in GLUE, including CoLA, RTE, MRPC, STS, SST, QNLI, QQP, and MNLI. For evaluation metrics on the sub-tasks, we report Matthews correlation for CoLA, Pearson correlation for STS-B, and accuracy for other tasks. We use the same optimizer (Adam) with the same hyper-parameters as in pre-training. Following previous work, we search the learning rates during the fine-tuning for each downstream task. The details are listed in Table 1. For fair comparison, we do not apply any published tricks for fine-tuning. Each configuration is run five times with different random seeds, and the average of these five results on the validation set is calculated as the final performance of one configuration. We report the best number

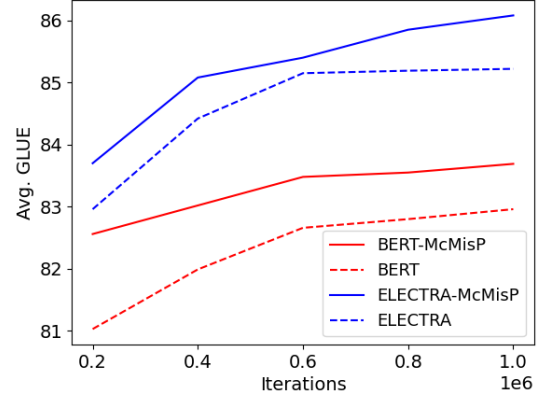


Figure 3. The curves of average GLUE score for all models trained under the BERT setting and ELECTRA setting. The figure shows that McMisP expedites the backbone methods.

Table 2. Average GLUE score of all methods on the dev set when the pre-training finished, i.e., at 1e6 iterations. Results of GPT, BERT and ELECTRA are from Clark et al. (2019). The result of SpanBERT is obtained by fine-tuning the released checkpoint from Joshi et al. (2019). We also reproduce BERT and ELECTRA in our system for fair comparison. We report their results as BERT(ours) and ELECTRA(ours).

	Params	Avg. GLUE
GPT-2	117 M	78.8
BERT	110 M	82.2
SpanBERT	110 M	83.9
ELECTRA	110 M	85.1
BERT (Ours)	110 M	83.0
BERT-McMisP	110 M	83.7
ELECTRA (Ours)	110 M	85.2
ELECTRA-McMisP	110 M	86.1

over all configurations for each task.

Data Corpus and Pre-training Tasks. Following BERT (Devlin et al., 2018), we use English Wikipedia corpus and BookCorpus (Zhu et al., 2015) for pre-training. By combining these two datasets, we obtain a corpus with roughly 16GB in size, similar to Devlin et al. (2018). We also conduct a series of pre-processing of the language data following existing works: segmenting documents into sentences by Spacy¹, normalizing, lower-casing, tokenizing the texts by Moses decoder (Koehn et al., 2007), and finally, applying byte pair encoding (BPE) (Sennrich et al., 2015) with the vocabulary size set as 32,768. We use *masked language modeling* as the objective of BERT pre-training and *replaced token detection* for ELECTRA pre-training. We remove the

¹<https://spacy.io>

Table 3. Performance of different models on downstream tasks. Results show that McMisP outperforms backbone methods on the majority of individual tasks.

	MNLI	QNLI	QQP	SST	CoLA	MRPC	RTE	STS	Avg.
BERT (Ours)	84.93	91.34	91.04	92.88	55.19	88.29	68.61	89.43	82.96
BERT-McMisP	84.94	90.88	91.06	93.37	61.21	89.73	70.57	87.81	83.70
ELECTRA(Ours)	86.93	92.50	91.57	93.01	67.58	90.29	70.12	89.98	85.22
ELECTRA-McMisP	86.58	92.40	91.70	93.62	67.58	91.44	74.91	90.11	86.08

next sentence prediction task and use *FULL-SENTENCES* mode to pack sentences as suggested in RoBERTa (Liu et al., 2019). In Masked Language Modeling of BERT, the masked probability is set to 0.15. After masking, we replace 80% of the masked positions with [MASK], 10% by randomly sampled words, and keep the remaining 10% unchanged. In Replaced Token Detection of ELECTRA, the masked probability of the generator is set to 0.15 and all masked positions are replaced with [MASK].

Model architecture and hyper-parameters. We conduct experiments on ELECTRA-Base (Clark et al., 2019) and BERT-Base (110M parameters) (Devlin et al., 2018). BERT consists of 12 Transformer layers for the base model. For each layer, the hidden size is set to 768 and the number of attention head (H) is set to 12. The architecture of the discriminator of ELECTRA is the same as BERT-Base. The size of the generator is 1/3 of the discriminator. We use the same pre-training hyper-parameters for all experiments. All models are pre-trained for 1000k steps with batch size 256 and maximum sequence length 512. We use Adam (Kingma & Ba, 2014) as the optimizer, and set its hyperparameter ϵ to 1e-6 and (β_1, β_2) to (0.9, 0.98). The peak learning rate is set to 1e-4 with a 10k-step warm-up stage. After the warm-up stage, the learning rate decays linearly to zero. We set the dropout probability to 0.1 and weight decay to 0.01. There are three additional hyper-parameters for McMisP, the number of McMisP attention layers l , the number of McMisP attention heads h in each McMisP Transformer layer, and the weight γ of loss L_A . The main results of BERT-McMisP we report come from setting l as 5, h as 3, γ as 1. The main results of ELECTRA-McMisP we report come from setting l as 5, h as 5, γ as 1. All hyper-parameter configurations are reported in Table 1. We also have a separate sub-section 4.3 to present and analyze McMisP’s behaviour at different hyper-parameter settings.

4.2. Results

Table 2 shows the average GLUE scores of all pre-trained models. We can see that McMisP improves the performance of both BERT and ELECTRA. For fair comparison, we pre-train the two baselines, BERT and ELECTRA, in our system and present the results as BERT(ours) and ELECTRA(ours).

BERT-McMisP outperforms the baseline BERT(ours) by 0.7 points. ELECTRA-McMisP outperforms ELECTRA(ours) by 0.9 points. We also present pre-trained models’ performances on every individual sub-task in Table 3. Results show that McMisP can outperform both of the backbone methods in the majority of sub-tasks. McMisP has larger performance improvements on RTE, MRPC and CoLA compared with baselines. This trend is shared with most of other language pre-training methods trying to improve BERT, such as SpanBERT (Joshi et al., 2019) and RoBERTa (Liu et al., 2019). This phenomenon is probably due to that RTE, MRPC and CoLA have larger margins for improvements compared with other sub-tasks.

We also present the average GLUE score curves during the pre-training in Figure 3. It shows that McMisP outperforms its backbone methods throughout the pre-training. It also shows that McMisP can reach the same average GLUE scores with fewer numbers of iterations compared with both baselines. McMisP-ELECTRA’s number of iterations required is 40% less than that of ELECTRA when reaching ELECTRA’s final performance. Since McMisP-ELECTRA’s running time per iteration is almost identical with ELECTRA, McMisP-ELECTRA’s training time is also 40% less than that of ELECTRA when reaching ELECTRA’s final performance. McMisP-BERT’s number of iterations required is 60% less than that of BERT when reaching BERT’s final performance. Given that McMisP-BERT also needs to train a generator on parallel, its training time per iteration is 15% longer than that of BERT. Therefore the McMisP’s benefit on time complexity still outruns the extra time cost. McMisP-BERT’s total training time is 54% less than BERT when reaching the same performance.

4.3. Hyper-parameter Analysis

It would also be enlightening to see how McMisP perform when its hyper-parameters vary. We present the results in Table 4. First, McMisP outperforms its backbone methods on the majority of hyper-parameter settings. When λ varies (R2, R10, R11 for BERT and R14, R22, R23 for ELECTRA), McMisP achieves the best performance on both BERT and ELECTRA when λ is set to 1.0. When λ is 0.1, McMisP is slightly better than the backbone methods on BERT and ELECTRA. While when λ is set to 10, McMisP performs

Table 4. Experimental results on the sensitivity of McMisP’s hyper-parameter l , h and γ .

	ELECTRA-McMisP											
Run #	R1	R2	R3	R4	R5	R6	R7	R8	R9	R10	R11	R12
l	1	1	1	3	3	5	5	7	7	1	1	0
h	3	5	7	3	5	3	5	3	5	5	5	0
γ	1.0	1.0	1.0	1.0	1.0	1.0	1.0	1.0	1.0	0.1	10	0
Avg. GLUE	85.57	85.73	84.83	85.67	85.46	86.02	86.08	85.52	84.48	85.32	84.88	85.22

	BERT-McMisP											
Run #	R13	R14	R15	R16	R17	R18	R19	R20	R21	R22	R23	R24
l	1	1	1	3	3	5	5	7	7	1	1	0
h	3	5	7	3	5	3	5	3	5	5	5	0
γ	1.0	1.0	1.0	1.0	1.0	1.0	1.0	1.0	1.0	0.1	10	0
Avg. GLUE	83.44	83.39	82.90	83.33	83.30	83.69	83.61	83.42	82.24	83.19	82.83	82.96

worse than backbone methods(R12 and R24) on both cases. The reason is that forcing the Transformer model to focus too much on conflicts with mis-predictions is harmful. Conflicting words with mis-predictions should indeed be taken into consideration to fix the mis-predictions. However, it doesn’t mean that the rest context in the input sentence is less important. Taking the sentence “he is swimming yesterday afternoon” as an example again, if the model only focuses on “yesterday” while ignores the rest words such as “he”, it would lead to other mis-predictions. Therefore, the McMisP loss can not have a too high λ compared with the original loss of the model. By the same logic, attention modules trained with McMisP should not be too “wide” or too “tall” either. It is verified by the experimental results. We can see that when h reaches 7 or l reaches 7, McMisP starts to perform worse than the back-bone methods.

4.4. Ablation Study

In order to verify that McMisP’s effectiveness indeed comes from including the conflicting context of mis-predictions into the decision-making process, we conduct two ablation studies. First, we would like to confirm that focusing more on rare context with mis-predictions, instead of on rare context with other words, mainly lead to the performance improvement. To confirm this, we apply McMisP on the ground-truth words at the mis-predicted positions. In other words, we train the model to focus more on the rare context with the ground-truth word at the mis-predicted position (focusing more on rare context of ‘was’ instead of ‘is’ for sentence ‘he is swimming yesterday afternoon’). We denote this method as McMisP-Ground. Results are shown in Table 5. We can see that McMisP-Ground outperforms the baseline but performs significantly worse than McMisP. It firstly indicates that training Transformer to focus more on rare word-word co-occurrences to a proper extent, can be beneficial for language pre-training methods. The potential reason is that due to the long tail problem of language

Table 5. Average GLUE scores of ablation methods.

	Params	Avg. GLUE
BERT (Ours)	110 M	83.0
BERT-McMisP	110 M	83.7
BERT-McMisP-Constant	110 M	83.1
BERT-McMisP-Ground	110 M	83.1
ELECTRA (Ours)	110 M	85.2
ELECTRA-McMisP	110 M	86.1
ELECTRA-McMisP-Constant	110 M	85.4
ELECTRA-McMisP-Ground	110 M	85.5

corpus (Larson, 2010), rare word combinations are very under-trained. However, its performances are still far behind McMisP. It indicates that although it is possible that McMisP’s effectiveness could come from its focus on rare word combinations to a minor extent, the main benefits of McMisP lie in its focus on conflicts with mis-predictions.

Second, we would like to confirm that the co-occurrence information in \mathbf{S} that varies for every word is important to McMisP as well. To confirm this, we set $S(q_t, K)$ to be constant (optimal constant value 0.8 for BERT and 0.9 for ELECTRA) for every mis-prediction. Since we calculated S for the most frequent 5000 words in the vocabulary, this method will actually train the model to focus equally less on the most frequent 5000 words. We denote this method as McMisP-Constant. From Table 5, we can see that McMisP-Constant with an optimal constant value, slightly outperforms the baseline but performs significantly worse than McMisP. It indicates that training the model to focus more on rare words to a constant degree helps slightly, but the individual co-occurrence coefficients lead to the main performance gain.

5. Conclusion and Future Work

In this work, we propose McMisP (Focusing More on Conflicts with Mis-predictions) to improve language pre-training methods. In McMisP, we train the Transformer’s attention modules to output a larger attention co-efficients for conflicting context with mis-predictions in the input sentence. Experimental results show that McMisP can improve both BERT and ELECTRA on the majority of GLUE downstream tasks. McMisP can also make the pre-training of BERT and ELECTRA more efficient. The ablation study also confirms that McMisP’s effectiveness largely comes from the conflicts with mis-predictions. We view McMisP as one of the initial steps to employ language-specific inductive bias to assist Transformer for language pre-training. The effectiveness of McMisP may indicate that trying to add more complicated language-specific inductive bias can further improve language pre-training methods.

Acknowledgements

We would like to thank Caiming Xiong, Di He for the insightful discussions and Guolin Ke for his help on the code.

References

- Ba, J. L., Kiros, J. R., and Hinton, G. E. Layer normalization. *arXiv preprint arXiv:1607.06450*, 2016.
- Brown, T. B., Mann, B., Ryder, N., Subbiah, M., Kaplan, J., Dhariwal, P., Neelakantan, A., Shyam, P., Sastry, G., Askell, A., et al. Language models are few-shot learners. *arXiv preprint arXiv:2005.14165*, 2020.
- Clark, K., Luong, M.-T., Le, Q. V., and Manning, C. D. Electra: Pre-training text encoders as discriminators rather than generators. In *International Conference on Learning Representations*, 2019.
- Devlin, J., Chang, M.-W., Lee, K., and Toutanova, K. Bert: Pre-training of deep bidirectional transformers for language understanding. *arXiv preprint arXiv:1810.04805*, 2018.
- Gong, L., He, D., Li, Z., Qin, T., Wang, L., and Liu, T. Efficient training of bert by progressively stacking. In *International Conference on Machine Learning*, pp. 2337–2346, 2019.
- He, K., Zhang, X., Ren, S., and Sun, J. Deep residual learning for image recognition. In *Proceedings of the IEEE conference on computer vision and pattern recognition*, pp. 770–778, 2016.
- Joshi, M., Chen, D., Liu, Y., Weld, D. S., Zettlemoyer, L., and Levy, O. SpanBERT: Improving pre-training by representing and predicting spans. *arXiv preprint arXiv:1907.10529*, 2019.
- Kaplan, J., McCandlish, S., Henighan, T., Brown, T. B., Chess, B., Child, R., Gray, S., Radford, A., Wu, J., and Amodei, D. Scaling laws for neural language models. *arXiv preprint arXiv:2001.08361*, 2020.
- Ke, G., He, D., and Liu, T.-Y. Rethinking the positional encoding in language pre-training. *arXiv preprint arXiv:2006.15595*, 2020.
- Kingma, D. P. and Ba, J. Adam: A method for stochastic optimization. *CoRR*, abs/1412.6980, 2014. URL <http://arxiv.org/abs/1412.6980>.
- Koehn, P., Hoang, H., Birch, A., Callison-Burch, C., Federico, M., Bertoldi, N., Cowan, B., Shen, W., Moran, C., Zens, R., Dyer, C., Bojar, O., Constantin, A., and Herbst, E. Moses: Open source toolkit for statistical machine translation. In *ACL*, 2007.
- Larson, R. R. Introduction to information retrieval. *Journal of the American Society for Information Science and Technology*, 61(4):852–853, 2010.
- Levine, Y., Lenz, B., Lieber, O., Abend, O., Leyton-Brown, K., Tennenholtz, M., and Shoham, Y. Pmi-masking: Principled masking of correlated spans. *arXiv preprint arXiv:2010.01825*, 2020.
- Li, Z., Wallace, E., Shen, S., Lin, K., Keutzer, K., Klein, D., and Gonzalez, J. E. Train large, then compress: Rethinking model size for efficient training and inference of transformers. *arXiv preprint arXiv:2002.11794*, 2020.
- Liu, Y., Ott, M., Goyal, N., Du, J., Joshi, M., Chen, D., Levy, O., Lewis, M., Zettlemoyer, L., and Stoyanov, V. Roberta: A robustly optimized bert pretraining approach. *arXiv preprint arXiv:1907.11692*, 2019.
- Micikevicius, P., Narang, S., Alben, J., Diamos, G., Elsen, E., Garcia, D., Ginsburg, B., Houston, M., Kuchaiev, O., Venkatesh, G., et al. Mixed precision training. *arXiv preprint arXiv:1710.03740*, 2017.
- Mikolov, T., Chen, K., Corrado, G., and Dean, J. Efficient estimation of word representations in vector space. *arXiv preprint arXiv:1301.3781*, 2013.
- Ott, M., Edunov, S., Baevski, A., Fan, A., Gross, S., Ng, N., Grangier, D., and Auli, M. fairseq: A fast, extensible toolkit for sequence modeling. *arXiv preprint arXiv:1904.01038*, 2019.
- Paszke, A., Gross, S., Chintala, S., Chanan, G., Yang, E., DeVito, Z., Lin, Z., Desmaison, A., Antiga, L., and Lerer, A. Automatic differentiation in pytorch. 2017.

- Pennington, J., Socher, R., and Manning, C. D. Glove: Global vectors for word representation. In *Proceedings of the 2014 conference on empirical methods in natural language processing (EMNLP)*, pp. 1532–1543, 2014.
- Raffel, C., Shazeer, N., Roberts, A., Lee, K., Narang, S., Matena, M., Zhou, Y., Li, W., and Liu, P. J. Exploring the limits of transfer learning with a unified text-to-text transformer. *arXiv preprint arXiv:1910.10683*, 2019.
- Sennrich, R., Haddow, B., and Birch, A. Neural machine translation of rare words with subword units. *CoRR*, abs/1508.07909, 2015. URL <http://arxiv.org/abs/1508.07909>.
- Vaswani, A., Shazeer, N., Parmar, N., Uszkoreit, J., Jones, L., Gomez, A. N., Kaiser, Ł., and Polosukhin, I. Attention is all you need. In *Advances in neural information processing systems*, pp. 5998–6008, 2017.
- Wang, A., Singh, A., Michael, J., Hill, F., Levy, O., and Bowman, S. R. GLUE: A multi-task benchmark and analysis platform for natural language understanding. *CoRR*, abs/1804.07461, 2018. URL <http://arxiv.org/abs/1804.07461>.
- Wu, Q., Xing, C., Li, Y., Ke, G., He, D., and Liu, T.-Y. Taking notes on the fly helps bert pre-training. *arXiv preprint arXiv:2008.01466*, 2020.
- Xiong, R., Yang, Y., He, D., Zheng, K., Zheng, S., Xing, C., Zhang, H., Lan, Y., Wang, L., and Liu, T.-Y. On layer normalization in the transformer architecture. *arXiv preprint arXiv:2002.04745*, 2020.
- Zhu, Y., Kiros, R., Zemel, R., Salakhutdinov, R., Urtasun, R., Torralba, A., and Fidler, S. Aligning books and movies: Towards story-like visual explanations by watching movies and reading books. In *arXiv preprint arXiv:1506.06724*, 2015.