
Object-based attention for spatio-temporal reasoning: Outperforming neuro-symbolic models with flexible distributed architectures

David Ding Felix Hill Adam Santoro Matt Botvinick

DeepMind

London, United Kingdom

{fding, felixhill, adamsantoro, botvinick}@google.com

Abstract

Neural networks have achieved success in a wide array of perceptual tasks, but it is often stated that they are incapable of solving tasks that require higher-level reasoning. Two new task domains, CLEVRER and CATER, have recently been developed to focus on reasoning, as opposed to perception, in the context of spatio-temporal interactions between objects. Initial experiments on these domains found that neuro-symbolic approaches, which couple a logic engine and language parser with a neural perceptual front-end, substantially outperform fully-learned distributed networks, a finding that was taken to support the above thesis. Here, we show on the contrary that a fully-learned neural network with the right inductive biases can perform substantially better than all previous neural-symbolic models on both of these tasks, particularly on questions that most emphasize reasoning over perception. Our model makes critical use of both self-attention and learned “soft” object-centric representations, as well as BERT-style semi-supervised predictive losses. These flexible biases allow our model to surpass the previous neuro-symbolic state-of-the-art using less than 60% of available labelled data. Together, these results refute the neuro-symbolic thesis laid out by previous work involving these datasets, and they provide evidence that neural networks can indeed learn to reason effectively about the causal, dynamic structure of physical events.

1 Introduction

Despite their great popularity, a lot of recent discussion has focused on the limitations of neural networks as models of cognition and reasoning. For example, experiments with two recently released video question-answering datasets, CLEVRER (Yi et al., 2020) and CATER (Girdhar & Ramanan, 2020) show that neural networks can fail to adequately reason about the spatio-temporal and compositional structure of visual scenes. The neural networks evaluated on these datasets thus far perform adequately when asked to *describe* their inputs, but tend to fail when asked to *predict*, *explain*, or consider *counterfactual* possibilities.

By contrast, a neuro-symbolic model called NS-DR (Yi et al., 2020) appears to be much better suited to predicting, explaining, and considering counterfactual possibilities with this data. NS-DR leverages various independently-learned modules: a neural network ‘perceptual’ front-end to detect objects, a dynamics module to infer to the behaviour of objects over time, and a symbolic statistical semantic parser to represent the questions. A hand-coded symbolic executor then interprets these inputs and predicts answers. This approach performs better than neural network baselines, particularly on dynamics questions that focus on counterfactual explanations. Results such as these have led some to consider neuro-symbolic hybrids as the most promising path forward for these more complex reasoning tasks (Andreas et al., 2016; Yi et al., 2018; Marcus, 2020).

Evidence from other domains, however, shows that neural networks *can* adequately model higher-level cognitive processes. For example, in some symbolic domains (such as language), neural networks outperform hybrid neuro-symbolic approaches when tasked to classify or predict (Devlin et al., 2018). Neural models have also had some success in mathematics, a domain that, intuitively, would seem to require the execution of formal rules and manipulation of symbols (Lample & Charton, 2020). Somewhat surprisingly, large-scale neural language models such as GPT-3 (Brown et al., 2020) can acquire a propensity for arithmetic reasoning and analogy-making without being trained explicitly for such tasks, suggesting that current neural network limitations are ameliorated when scaling to more data and using larger, more efficient architectures (Brown et al., 2020; Mitchell, 2020). A key motivation of our work, therefore, is to reconcile existing neural network limitations in video domains with their (perhaps surprising) successes in symbolic domains.

We achieve this reconciliation by designing a neural network architecture for spatio-temporal reasoning about videos, in which all components are learned and all intermediate representations are distributed rather than symbolic or localist. As with recent successes on symbolic data domains, a key aspect of our model is the application of self-attention processes (Vaswani et al., 2017) to sequences of (quasi)-discrete ‘entities’. For tasks based on visual data derived from physical interactions, the important entities are often *objects* (van Steenkiste et al., 2019; Battaglia et al., 2018). A further important aspect is self-supervision, which allows our model to learn better representations and thereby achieve higher data efficiency.

The resulting model significantly outperforms NS-DR and all other current neuro-symbolic models on CLEVRER across all question types. Importantly, the relative advantage is greatest on the counterfactual questions (75% vs 46% accuracy), thought to be most problematic for neural-only architectures. Another well-known benefit of neural networks is their flexibility; the same architecture and algorithm can often be applied to various tasks without requiring manual changes to the internal workings of the system. We verify this by achieving similar relative performance on a different task, CATER, with only minor modifications to the network to account for input format differences.

These results have several implications for the development of machines that can reason flexibly about their experiences. Contrary to the conclusions of some previous studies, models based exclusively on distributed representations can indeed perform well on (visual-based) tasks that measure high-level cognitive functions, at least to the extent of outperforming all existing hybrid neuro-symbolic models. Clearly, not all neural networks exhibit such performance, and we highlight three important aspects of our successful approach:

- Self-attention to effectively integrate information over time
- Soft-discretization of the input at the right level of abstraction (pixels and local features are too fine, and entire scenes are too coarse)
- Self-supervised learning (requiring the model to infer masked out objects using the underlying dynamics) to extract more information from each sample.

The combination of these three elements makes it possible to equal the performance of the best neuro-symbolic models with 40% less training data, also challenging the view that neural networks are necessarily more data-hungry than models with symbolic components. We finish by discussing the wider implications of these results.

2 Methods

Our principal motivation is the converging evidence for the value of self-attention mechanisms operating on a finite sequences of discrete entities. Written language is inherently discrete and hence is well-suited to self-attention-based approaches. In other domains, such as raw audio or vision, it is less clear how to leverage self-attention. We hypothesize that the application of self-attention-based models to visual tasks could benefit from an approximate ‘discretization’ process analogous to the segmentation of speech into words or morphemes, and that determining the appropriate level of discretization is an important choice that can significantly affect model performance.

At the finest level, data could simply be discretized into pixels (as is already the case for most machine-processed visual data). But since pixels are too-fine grained, some work considers the downsampled “hyper-pixel” outputs of a convolutional network to comprise the set of discrete units

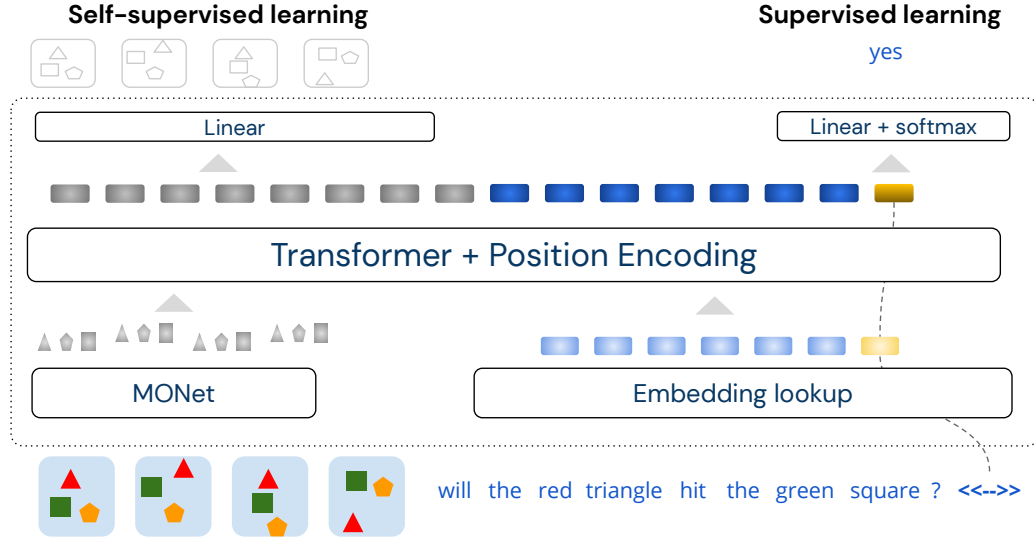


Figure 1: A schematic of the model architecture. See the main text for details.

(e.g. Zambaldi et al. (2019); Lu et al. (2019)). In the case of videos, an even coarser discretization scheme is often used: representations of frames or subclips (Sun et al., 2019b).

The neuroscience literature, however, suggests that biological visual systems infer and exploit the existence of *objects*, rather than use spatial or temporal blocks with artificial boundaries (Roelfsema et al., 1998; Spelke, 2000; Chen, 2012). Because objects are the atomic units that tasks we consider here focus on, it makes sense to discretize on the level of objects. Numerous object segmentation algorithms have been proposed (Ren et al., 2015; He et al., 2017; Greff et al., 2019). We chose to use MONet, an unsupervised object segmentation algorithm that produces object representations with disentangled features (Burgess et al., 2019). Because MONet is unsupervised, we can train it directly in our domain of interest without the need for object segmentation labels.

To segment each frame into object representations, **MONet** first uses a recurrent attention network to obtain a set of N_o “object attention masks” (N_o is a fixed parameter). Each attention mask represents the probability that any given pixel belongs to that mask’s object. The pixels assigned to the mask are encoded into latent variables with means $\mu_{ti} \in \mathbb{R}^d$, where i indexes the object and t the frame. These means are used as the object representations in our model. More details are provided in Appendix A.1.

The **self-attention component** is a transformer model (Vaswani et al., 2017) over the sequence μ_{ti} . In addition to this sequence of vectors, we include a trainable vector $CLS \in \mathbb{R}^d$ that is used to generate classification results; this plays a similar role to the CLS token in BERT (Devlin et al., 2018). Finally, for our CLEVRER experiments, where the inputs include a question and potentially several choices, we embed each question word \mathbf{w}_i (and choice for multiple choice questions) in \mathbb{R}^d and include these in the sequence of inputs to the transformer. We also append a two-dimensional one-hot vector to μ_{ti} and \mathbf{w}_i to indicate whether the input is a word or an object.

We pass the sequence consisting of the object latent means μ_{ti} , the classification token, and the word embeddings (for CLEVRER) through a transformer with N_T layers. We add a relative positional encoding at each layer of the transformer to give the model knowledge of the word and frame order (Dai et al., 2019). The transformed value of the classification token CLS is passed through an MLP (with one hidden layer of size N_H) to generate the final answer.

This general approach is adapted to each of our datasets according to the format of expected answers. The final layer, which operates on the transformed value of CLS , is a softmax over answers for CLEVRER descriptive questions, a logit for each choice for CLEVRER multiple-choice questions, or a softmax over the grid-index of the final location of the snitch for CATER. A schema of our architecture is shown in Figure 1.

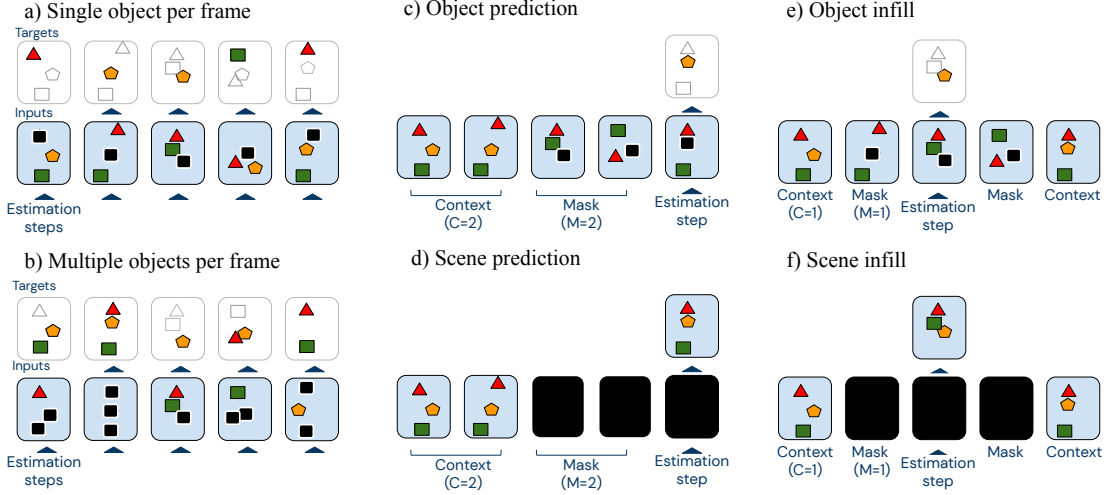


Figure 2: Different masking schemes for self-supervised learning applied to our model.

Note that in this model, an object in one frame can attend to every object in every frame. We also consider an alternative model with *hierarchical attention*, which consists of two stages of self-attention with two different transformers. The first transformer acts independently on the objects within each frame along with the word embeddings. The outputs of the first transformer for each frame are concatenated into a single feature vector, one for each frame. The second transformer acts on these feature vectors, treating each frame as an atomic entity. We study the importance of global attention (objects as the atomic entities) vs hierarchical attention (objects, and subsequently frames as the atomic entities). The comparison is shown in Table 1.

2.1 Self-supervised learning

Self-supervised learning—unsupervised learning where the data provides its own supervision—has a long history in language processing, where it allows models to acquire useful representations of words, phrases and sentences (Mikolov et al., 2013; Kiros et al., 2015; Devlin et al., 2018). Such techniques are also effective in visual domains, for image classification (Chen et al., 2020), video analysis (Han et al., 2019), and RL agents (Gregor et al., 2019). In these cases, it is proposed that the learned representations are more informationally dense, allowing models to satisfy their ultimate objectives more effectively. MONet, the technique we use to estimate object-centric visual representations, can also be considered a self-supervised learning method.

We explored whether self-supervised learning could improve the performance of our model beyond the benefits conveyed by object-level representation, i.e. in ways that support the model’s interpretation of the dynamics of the scenes rather than just via improved perception of static observations. Our approach is inspired by the loss used in BERT (Devlin et al., 2018), where a bidirectional transformer model is trained to predict certain words that are masked from the input. In our case, we mask *object representations*, and train the model to infer the content of the masked object representations using its knowledge from all unmasked objects.

More formally, we set

$$\text{transformer input} = \langle CLS; m_{ti}\mu_{ti}|_{t,i}; \mathbf{w}_i|_i \rangle,$$

where $m_{ti} \in \{0, 1\}$ is a masking indicator. We write the output of the transformer as

$$\text{transformer output} = \langle CLS'; \mu'_{ti}|_{t,i}; \mathbf{w}'_i|_i \rangle.$$

We expect the transformer to understand the underlying dynamics of the video, so that the masked out slot μ_{ti} could be predicted from μ'_{ti} . We add an auxiliary loss to guide the transformer in learning

effective representations capable of this type of dynamics prediction:

$$\text{auxiliary loss} = \sum_{t,i} \tau_{ti} l(f(\mu'_{ti}), \mu),$$

where f is a learned linear mapping to \mathbb{R}^d , l a loss function, and $\tau_{ti} \in \{0, 1\}$ are one-hot indicator variables identifying the prediction targets. We propagate gradients only to the parameters of f and the transformer. This auxiliary loss is added to the main classification loss with weighting λ , and both losses are minimized simultaneously by the optimizer. In particular, we do not pretrain the model with only the auxiliary loss.

We tested two different loss functions, an L2 loss and a contrastive loss (formulas given in Appendix A.2), and six different masking schemes, as illustrated in Figure 2. This exploration was motivated by the observation that video inputs at adjacent timesteps are highly correlated in a way that adjacent words are not. We thus hypothesized that BERT-style prediction of adjacent words might not be optimal. A different masking strategy, in which prediction targets are separated from the context by more than a single timestep, may stimulate capacity in the network to acquire the environment knowledge that permits context-based unrolls and better long-horizon predictions.

First, we set $m_{ti} = 1$ (uniformly) at random across t and i and $\tau_{ti} = 1 - m_{ti}$, generated by fixing the expected proportion of the m_{ti} set to 1 (schema b in Figure 2). While simple, this has the downside of masking out multiple objects per frame, which is potentially problematic since MONet does not assign objects to slot indices in a well defined way. MONet usually switches object-to-slot assignments multiple times in a single video, and these switches occur unpredictably. If multiple slots are masked out, the transformer cannot determine with certainty which missing object to assign to each slot, and so the auxiliary loss could penalize the model even if it predicted all the objects correctly. To avoid this problem, we also try constraining the mask such that exactly one $m_{ti} = 0$ for each t (schema a); this ensures only one slot per frame is masked out, eliminating the ambiguity.

To pose harder prediction challenges, we add a buffer between the context (where $m_{ti} = 1$) and the infilling targets (where $\tau_{ti} = 1$). For t in this buffer zone, both $m_{ti} = 0$ and $\tau_{ti} = 0$ (schemas c – f). In the presence of this buffer, we compared prediction (where the context is strictly before the targets; schema c , d) versus infilling (where the context surrounds the targets; schema e , f). We also compared setting the targets as individual objects (schema c , e) versus targets as entire scenes (schema d , f).

We visually inspect the efficacy of this self-supervised loss in encouraging better representations (beyond improvements of scores on tasks) in Appendix C.

3 Experiments

We tested our model on two datasets, CLEVRER (Yi et al., 2020) and CATER (Girdhar & Ramanan, 2020). For each dataset, we pretrained a MONet model on individual frames. More training details and a table of hyperparameters are given in Appendix A.3.

3.1 CLEVRER

CLEVRER features videos of CLEVR objects (Johnson et al., 2016) that move and collide with each other; these objects are not necessarily visible in every frame. For each video, several questions are posed to test the model’s understanding of what happened (or might happen). Unlike most other visual question answering datasets, which test for only descriptive understanding (“what happened in the video?”), CLEVRER explicitly poses other more causally-complex questions, including explanatory questions (“why did something happen?”), predictive questions (“what will happen next?”), and counterfactual questions (“what would happen in a different circumstance?”) (Yi et al., 2020).

We compare our model to state of the art models reported in the literature: MAC (V+) and NS-DR from Yi et al. (2020), as well as the DCL model from Anonymous (2021a) (simultaneous to our work). MAC (V+) (based on the MAC network introduced in Hudson & Manning (2018)) is an end-to-end network that combines visual and language representations. It is augmented with object information and trained using ground truth labels for object segmentation masks and features (e.g. color, shape). NS-DR and DCL are hybrid models that apply a symbolic logic engine to outputs of various neural networks. The neural networks are used to detect objects, predict dynamics, and parse

Model	Descriptive	Explanatory	Predictive	Counterfactual
MAC (V+)	86.4	22.3	42.9	25.1
NS-DR	88.1	79.6	68.7	42.2
DCL	90.7	82.8	82.0	46.5
Ours	94.0 \pm 0.4	96.0 \pm 0.6	87.5 \pm 3.0	75.6 \pm 3.8
Ours – self-attention + MLP	45.4	16.0	27.7	9.9
Ours – object-repr. + ResNet	62.3	54.1	46.2	23.7
Ours – hierarchical + global attn.	80.6	87.4	73.5	55.1
Ours – self-supervised loss	91.0	92.8	82.8	68.7

Table 1: Performance (per question accuracy) on CLEVRER of our model compared to results from literature and to ablations: 1) MLP instead of self-attention; 2) ResNet superpixels instead of MONet objects; 3) hierarchical frame-level and intra-frame attention instead of global cross-frame object attention; 4) no auxiliary loss.

the question into a program, and the symbolic executor runs the parsed program to obtain the final output. NS-DR is trained using ground truth labels and ground truth parsed programs, while DCL requires only the ground truth parsed programs.

Table 1 shows the result of our model compared to these models; our model is also listed in the public leaderboard provided by Yi et al. (2020) under the name “neural”¹. Across all categories, our model significantly outperforms the previous best models. Moreover, compared to the other models, our model does not use any labeled data other than the correct answer for the questions, nor does it require pretraining on any other dataset. Our model also was not specifically designed for this task, and it straightforwardly generalizes to other tasks as well, such as CATER (Girdhar & Ramanan, 2020).

Detailed analysis Some sample model classifications on a randomly selected set of videos and questions are provided in Appendix D.1. These examples suggest qualitatively that, for most instances where the model was incorrect, humans would plausibly furnish the same answer. During further analysis of our results, we observed a spectrum of difficulties for CLEVRER’s counterfactual questions, which we discuss in Appendix B. We find that our model scores 59.8% on the hardest counterfactual questions, which is still substantially better than both chance and all other models, albeit with some room for improvement remaining. Finally, to shed light on how our model arrives at its predictions, we provide detailed analysis of attention weights in Appendix C.

Model ablation Table 1 shows the contributions of various components of our model. First, self-attention is necessary for solving this problem. For comparison, we replace our model’s transformer with four fully connected layers with 2048 units per layer². We find that an MLP is unable to answer non-descriptive questions effectively, despite using more parameters (20M vs 15M parameters).

Second, we verify that an object-based discretization scheme is essential to the performance of our model. We compare with a version of the architecture where the MONet object representations μ_{ti} are replaced with ResNet hyperpixels as in Zambaldi et al. (2019)³. Concretely, we flatten the output of the final convolutional layer of the ResNet to obtain a sequence of feature vectors that is fed into the transformer as the discrete entities. We find that an object level representation, such as one output by MONet, greatly outperforms the locality-aware but object-agnostic ResNet representation.

We also observe the importance of global attention between all objects across all frames, compared to a hierarchical attention model where objects within a frame could attend to each other but frames could only attend to each other as an atomic entity. We hypothesize that global attention may be important because with hierarchical attention, objects in different frames can only attend to each other at the “frame” granularity. A cube attending to a cube in a different frame would then gather

¹<https://evalai.cloudcv.org/web/challenges/challenge-page/667/leaderboard/1813>

²We also tried a bidirectional LSTM, which achieved even lower performance. This may be because the structure of our inputs requires the learning of long-range dependencies.

³Note that in contrast to the ResNet-based models in Yi et al. (2020), our ResNet was not pretrained on ImageNet or any other dataset, but was simply trained with the rest of the model on the task.

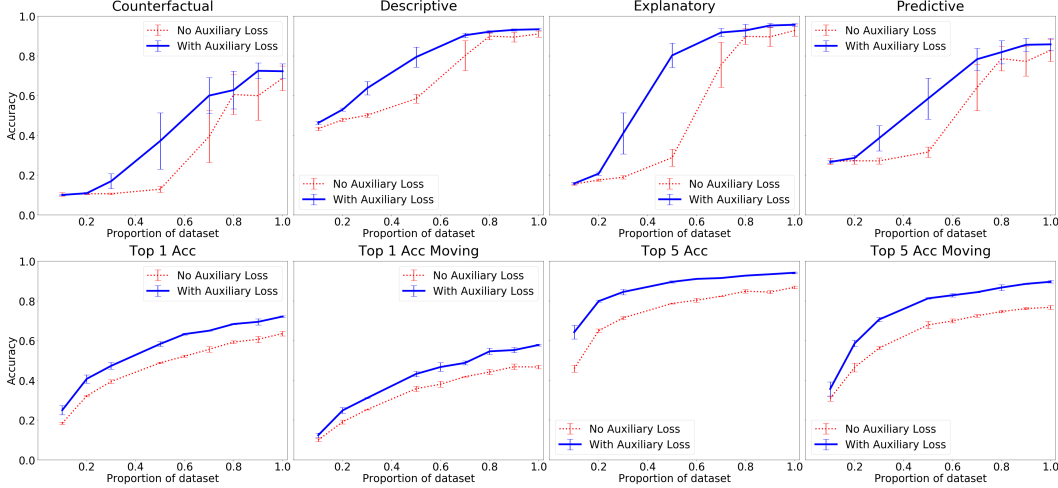


Figure 3: Accuracy with/without auxiliary loss for different proportions of CLEVRER (row 1) and CATER (row 2) training data.

information about the other non-cube objects, muddling the resulting representation. Since we care about how objects evolve over time, not operating at the level of objects is intuitively problematic.

Finally, we see that an auxiliary self-supervised (infill) loss improves the performance of the model by between 4 and 6 percentage points, with the greatest improvement on the counterfactual questions.

Self-supervision strategies We compared the various masking schemes and loss functions for our auxiliary loss; a detailed figure is provided in Appendix A (Figure 4). We find that for all question types of the CLEVRER task, an L2 loss performs better than a contrastive loss, and among the masking schemes, masking one object per frame is the most effective. This particular result runs counter to our hypothesis that predictions or infilling in which the target is temporally removed from the context could encourage the model to learn more about scene dynamics and object interactions than (BERT-style) local predictions of adjacent targets. Of course, there may be other settings or loss functions that reveal the benefits of non-local prediction or contrastive losses; we leave this investigation to future work.

Data efficiency We investigated how model performance varies as a function of the number of labelled (question-answer) pairs it learns from. To do so, we train models on $N\%$ of the videos and their associated labeled data. We evaluate the effect of including the auxiliary self-supervised loss (applied to the entire dataset, not just the labelled portion) in this low data regime. This scenario, where unlabeled data is plentiful while labeled data is scarce, occurs frequently in practice, since collecting labeled data is much more expensive than collecting unlabeled data.

Figure 3 shows that our best model reaches the approximate level of the previous state-of-the-art approaches using only 50%-60% of the data. We see that the self-supervised auxiliary loss makes a particular improvement to validation performance in low-data regimes. For instance, when trained on only 50% of the available labelled data, self-supervised learning enables the model to reach a performance of 37% on counterfactual questions (compared to 25% by MAC (V+) and 42% by NS-DR), while without self-supervised learning, the model only reaches a performance of 13% (compared to the 10% achieved by answering randomly (Yi et al., 2020)).

3.2 CATER

We also tested our model on CATER, an object-tracking dataset Girdhar & Ramanan (2020). In CATER, objects from the CLEVR dataset (Johnson et al., 2016) move and potentially cover other such objects, and the goal is to predict the location of a target object (called the *snitch*) in the final frame. Because the target object could be covered by multiple objects that could move in the meantime, the model must be sensitive to notions such as object permanence in order to track the target. There are two main variants of the CATER dataset, static camera and moving camera, differing

Model	Top 1 (S)	Top 5 (S)	L1 (S)	Top 1 (M)	Top 5 (M)	L1 (M)
R3D LSTM	60.2	81.8	1.2	28.6	63.3	1.7
R3D + NL LSTM	46.2	69.9	1.5	38.6	70.2	1.5
OPNet	74.8	-	0.54	-	-	-
Hopper	73.2	93.8	0.85	-	-	-
Ours (no auxiliary)	60.5	84.5	0.90	46.8	75.1	1.3
Ours	70.6	93.0	0.53	56.6	87.0	0.82
Ours (with L1 loss)	74.0 \pm 0.3	94.0 \pm 0.4	0.44 \pm 0.01	59.7 \pm 0.5	90.1 \pm 0.6	0.69 \pm 0.01

Table 2: Performance on CATER of our model compared to the best results from literature. We report top 1 accuracy, top 5 accuracy, and L1 distance between the predicted grid cell and true grid cell. The labels (S) and (M) refer to static and moving cameras.

in whether or not the camera that produces the video could move. A moving camera introduces additional complexity in that the model has to understand the camera motion and take that into account when making its prediction.

Table 2 shows our model compared to state of the art models in the literature on both static and moving camera videos. R3D is an implementation of I3D (Carreira & Zisserman, 2017) using ResNets in Wang et al. (2018), which also introduced the addition of non-local interactions; R3D and R3D non-local are the strongest two models evaluated by Girdhar & Ramanan (2020) OPNet, or the Object Permanence network (Shamsian et al., 2020), is an architecture with inductive biases designed for object tracking tasks; it was trained with extra supervised labels, namely the bounding boxes for all objects (including occluded ones). Hopper is a multi-hop transformer model from Anonymous (2021b) developed simultaneously with this work.

We train our model simultaneously on both static and moving camera videos. Our model outperforms the R3D models for both static and moving cameras. We also ran our model with an additional auxiliary loss consisting of the L1 distance between the predicted cell and the actual cell. With this additional loss, we get comparable results in the *moving* camera case as the R3D models for the *static* camera case. Moreover, we achieve comparable accuracy as OPNet for accuracy and L1 distance, despite requiring less supervision to train. Appendix D.2 gives a few sample outputs of our model; in particular we note that it is able to find the target object in several cases where the object was occluded, demonstrating that our model is able to do some level of object tracking. Finally, we find that an auxiliary self-supervised loss helps the model perform well in the low data regime for CATER as well, as shown in Figure 3.

4 Related Work

Self-attention for reasoning Various studies have shown that transformers (Vaswani et al., 2017) can manipulate symbolic data in a manner traditionally associated with symbolic computation. For example, in Lample & Charton (2020), a transformer model learned to do symbolic integration and solve ordinary differential equations symbolically, tasks traditionally reserved for symbolic computer algebra systems. Similarly, in Hahn et al. (2020), a transformer model learned to solve formulas in propositional logic and demonstrated some degree of generalization to out of distribution formulas. Finally, Brown et al. (2020) showed that a transformer trained for language modeling can also do simple analogical reasoning tasks without explicit training. Although these models do not necessarily beat carefully tuned symbolic algorithms (especially on out of distribution data), they are an important motivation for our proposed recipe for attaining strong reasoning capabilities from self-attention-based models on visually grounded tasks.

Object representations A wide body of research points to the importance of object segmentation and representation learning. Various supervised and unsupervised methods have been proposed for object detection and feature extraction (Ren et al., 2015; He et al., 2017; Burgess et al., 2019; Greff et al., 2019; Lin et al., 2020; Du et al., 2020). Past research have also investigated using object based representations in downstream tasks (Raposo et al., 2017; Desta et al., 2018).

Self-supervised learning Another line of research concerns learning good representations through self-supervised learning, with an unsupervised auxiliary loss to encourage the discovery of better

representations. These better representations could lead to improved performance on supervised tasks, especially when labeled data is scarce. In Devlin et al. (2018), for instance, an auxiliary infill loss allows the BERT model to benefit from pretraining on a large corpus of unlabeled data. Our approach to object-centric self-supervised learning is heavily inspired by the BERT infilling loss. Other studies have shown similar benefits to auxiliary learning in the vision domain as well (Gregor et al., 2019; Han et al., 2019; Chen et al., 2020). These works apply various forms of contrastive losses to predict scene dynamics. The better representations that these contrastive losses encourage carry downstream benefits to supervised and reinforcement learning tasks.

Vision and language in self-attention models Recently, many works have emerged on applying transformer models to visual and multimodal data, for static images (Li et al., 2019; Lu et al., 2019; Tan & Bansal, 2019; Su et al., 2020) and videos (Zambaldi et al., 2019; Sun et al., 2019b,a). These approaches combine the output of convolutional networks with language in various ways using self-attention. While these previous works focused on popular visual question answering tasks, which typically consist of descriptive questions (Yi et al., 2020), we focus on understanding deeper causal dynamics of videos. Together with these works, we provide more evidence that self-attention between visual and language elements enables good performance on a diverse set of tasks. In addition, while the use of object representations for discretization in tasks involving static images is becoming more popular, the right way to discretize videos is less clear. We provide strong evidence in the form of ablation studies for architectural decisions that we claim are essential for higher reasoning for this type of data: visual elements should correspond to physical objects in the videos and inter-frame attention between sub-frame entities (as opposed to inter-frame attention of entire frames) is crucial. We also demonstrate the success of using unsupervised object segmentation methods as opposed to the supervised methods used in past work.

5 Conclusion

We have presented a model for interpreting videos of physical object interactions that substantially outperforms previous methods on two recently-proposed datasets, CLEVRER and CATER. Early results on these datasets suggested that hybrid neuro-symbolic architectures involving hand-coded components that were explicitly tailored to the tasks in question are necessary for strong performance. Our model, which relies entirely on distributed — as opposed to symbolic or localist — internal representations achieves the same performance as the best extant neural-symbolic models with 40% less labelled data, and substantially outperforms all existing methods with the same amount of data. Three elements are critical to the performance of our model: self-attention, a soft (quasi)-discretization of the input at the object level, and self-supervised learning.

Our results show that the failure of specific neural networks on CLEVRER and CATER does not indicate a fundamental shortcoming of deep neural networks. More generally, the results add to a body of evidence that deep networks can replicate many properties of human cognition and reasoning, while benefiting from the flexibility and expressivity of distributed representations. We hope that new challenging tasks may be proposed so that the full extent of what is achievable by neural networks can be empirically determined.

References

- Jacob Andreas, Marcus Rohrbach, Trevor Darrell, and Dan Klein. Learning to compose neural networks for question answering. *CoRR*, abs/1601.01705, 2016. URL <http://arxiv.org/abs/1601.01705>.
- Anonymous. Grounding physical object and event concepts through dynamic visual reasoning. In *Submitted to International Conference on Learning Representations*, 2021a. URL https://openreview.net/forum?id=bhCDO_cEGCz. under review.
- Anonymous. Hopper: Multi-hop transformer for spatiotemporal reasoning. In *Submitted to International Conference on Learning Representations*, 2021b. URL <https://openreview.net/forum?id=MaZFq7bJif7>. under review.
- Peter W. Battaglia, Jessica B. Hamrick, Victor Bapst, Alvaro Sanchez-Gonzalez, Vinícius Flores Zambaldi, Mateusz Malinowski, Andrea Tacchetti, David Raposo, Adam Santoro, Ryan Faulkner, Çağlar Gülçehre, H. Francis Song, Andrew J. Ballard, Justin Gilmer, George E. Dahl, Ashish Vaswani, Kelsey R. Allen, Charles Nash, Victoria Langston, Chris Dyer, Nicolas Heess, Daan Wierstra, Pushmeet Kohli, Matthew Botvinick, Oriol Vinyals, Yujia Li, and Razvan Pascanu. Relational inductive biases, deep learning, and graph networks. *CoRR*, abs/1806.01261, 2018. URL <http://arxiv.org/abs/1806.01261>.
- Tom B Brown, Benjamin Mann, Nick Ryder, Melanie Subbiah, Jared Kaplan, Prafulla Dhariwal, Arvind Neelakantan, Pranav Shyam, Girish Sastry, Amanda Askell, et al. Language models are few-shot learners. *arXiv preprint arXiv:2005.14165*, 2020.
- Chris P. Burgess, Loic Matthey, Nick Watters, Rishabh Kabra, Irina Higgins, and Matt Botvinick. MONet: Unsupervised scene decomposition and representation. *arXiv preprint arXiv:1901.11390*, 2019.
- João Carreira and Andrew Zisserman. Quo vadis, action recognition? A new model and the kinetics dataset. *CoRR*, abs/1705.07750, 2017. URL <http://arxiv.org/abs/1705.07750>.
- Ting Chen, Simon Kornblith, Mohammad Norouzi, and Geoffrey Hinton. A simple framework for contrastive learning of visual representations. *arXiv preprint arXiv:2002.05709*, 2020.
- Zhe Chen. Object-based attention: A tutorial review. *Attention, Perception, & Psychophysics*, 74: 784–802, 2012. URL <https://doi.org/10.3758/s13414-012-0322-z>.
- Zihang Dai, Zhilin Yang, Yiming Yang, William W Cohen, Jaime Carbonell, Quoc V Le, and Ruslan Salakhutdinov. Transformer-xl: Attentive language models beyond a fixed-length context. *arXiv preprint arXiv:1901.02860*, 2019.
- Mikyas T. Desta, Larry Chen, and Tomasz Kornuta. Object-based reasoning in VQA. *CoRR*, abs/1801.09718, 2018. URL <http://arxiv.org/abs/1801.09718>.
- Jacob Devlin, Ming-Wei Chang, Kenton Lee, and Kristina Toutanova. BERT: Pre-training of deep bidirectional transformers for language understanding. *arXiv preprint arXiv:1810.04805*, 2018.
- Yilun Du, Kevin Smith, Tomer Ulman, Joshua Tenenbaum, and Jiajun Wu. Unsupervised discovery of 3d physical objects from video. *arXiv preprint arXiv:2007.12348*, 2020.
- Rohit Girdhar and Deva Ramanan. CATER: A diagnostic dataset for Compositional Actions and TEmporal Reasoning. In *ICLR*, 2020.
- Klaus Greff, Raphaël Lopez Kaufman, Rishabh Kabra, Nick Watters, Christopher Burgess, Daniel Zoran, Loïc Matthey, Matthew Botvinick, and Alexander Lerchner. Multi-object representation learning with iterative variational inference. *CoRR*, abs/1903.00450, 2019. URL <http://arxiv.org/abs/1903.00450>.
- Karol Gregor, Danilo Jimenez Rezende, Frederic Besse, Yan Wu, Hamza Merzic, and Aaron van den Oord. Shaping belief states with generative environment models for rl. In H. Wallach, H. Larochelle, A. Beygelzimer, F. d’Alché-Buc, E. Fox, and

- R. Garnett (eds.), *Advances in Neural Information Processing Systems 32*, pp. 13475–13487. Curran Associates, Inc., 2019. URL <http://papers.nips.cc/paper/9503-shaping-belief-states-with-generative-environment-models-for-rl.pdf>.
- Christopher Hahn, Frederik Schmitt, Jens U. Kreber, Markus N. Rabe, and Bernd Finkbeiner. Transformers generalize to the semantics of logics. *arXiv preprint arXiv:2003.04218*, 2020.
- Tengda Han, Weidi Xie, and Andrew Zisserman. Video representation learning by dense predictive coding. In *Workshop on Large Scale Holistic Video Understanding, ICCV*, 2019.
- Kaiming He, Georgia Gkioxari, Piotr Dollár, and Ross B. Girshick. Mask R-CNN. *CoRR*, abs/1703.06870, 2017. URL <http://arxiv.org/abs/1703.06870>.
- Drew A Hudson and Christopher D Manning. Compositional attention networks for machine reasoning. 2018.
- Justin Johnson, Bharath Hariharan, Laurens van der Maaten, Li Fei-Fei, C. Lawrence Zitnick, and Ross B. Girshick. CLEVR: A diagnostic dataset for compositional language and elementary visual reasoning. *CoRR*, abs/1612.06890, 2016. URL <http://arxiv.org/abs/1612.06890>.
- Diederik P Kingma and Jimmy Ba. Adam: A method for stochastic optimization. *arXiv preprint arXiv:1412.6980*, 2014.
- Ryan Kiros, Yukun Zhu, Russ R Salakhutdinov, Richard Zemel, Raquel Urtasun, Antonio Torralba, and Sanja Fidler. Skip-thought vectors. In *Advances in neural information processing systems*, pp. 3294–3302, 2015.
- Guillaume Lample and François Charton. Deep learning for symbolic mathematics. In *International Conference on Learning Representations*, 2020. URL <https://openreview.net/forum?id=SlEZYeHFDS>.
- Liunian Harold Li, Mark Yatskar, Da Yin, Cho-Jui Hsieh, and Kai-Wei Chang. Visualbert: A simple and performant baseline for vision and language. *arXiv preprint arXiv:1908.03557*, 2019.
- Zhixuan Lin, Yi-Fu Wu, Skand Vishwanath Peri, Weihao Sun, Gautam Singh, Fei Deng, Jindong Jiang, and Sungjin Ahn. SPACE: Unsupervised object-oriented scene representation via spatial attention and decomposition. In *International Conference on Learning Representations*, 2020. URL <https://openreview.net/forum?id=rkl03ySYDH>.
- Jiasen Lu, Dhruv Batra, Devi Parikh, and Stefan Lee. Vilbert: Pretraining task-agnostic visiolinguistic representations for vision-and-language tasks. *arXiv preprint arXiv:1908.02265*, 2019.
- Gary Marcus. The next decade in ai: Four steps towards robust artificial intelligence. *arXiv preprint arXiv:2002.06177*, 2020. URL <https://arxiv.org/abs/2002.06177>.
- Tomas Mikolov, Kai Chen, Greg Corrado, and Jeffrey Dean. Efficient estimation of word representations in vector space. *arXiv preprint arXiv:1301.3781*, 2013.
- Melanie Mitchell. Can GPT-3 make analogies? <https://medium.com/@melaniemitchell11/me/can-gpt-3-make-analogies-16436605c446>, 2020. Accessed: 2020-08-12.
- David Raposo, Adam Santoro, David G. T. Barrett, Razvan Pascanu, Timothy P. Lillicrap, and Peter W. Battaglia. Discovering objects and their relations from entangled scene representations. *CoRR*, abs/1702.05068, 2017. URL <http://arxiv.org/abs/1702.05068>.
- Shaoqing Ren, Kaiming He, Ross B. Girshick, and Jian Sun. Faster R-CNN: towards real-time object detection with region proposal networks. *CoRR*, abs/1506.01497, 2015. URL <http://arxiv.org/abs/1506.01497>.
- Pieter R. Roelfsema, Victor A. Lamme, and Henk Spekreijse. Object-based attention in the primary visual cortex of the macaque monkey. *Nature*, 395:376–381, 1998. doi: 10.1038/26475.
- Aviv Shamsian, Ofri Kleinfeld, Amir Globerson, and Gal Chechik. Learning object permanence from video. *arXiv preprint arXiv:2003.10469*, 2020.

- Elizabeth Spelke. Core knowledge. *The American psychologist*, 55:1233–43, 12 2000. doi: 10.1037/0003-066X.55.11.1233.
- Weijie Su, Xizhou Zhu, Yue Cao, Bin Li, Lewei Lu, Furu Wei, and Jifeng Dai. VI-bert: Pre-training of generic visual-linguistic representations. In *International Conference on Learning Representations*, 2020. URL <https://openreview.net/forum?id=SygXPaEYvH>.
- Chen Sun, Fabien Baradel, Kevin Murphy, and Cordelia Schmid. Contrastive bidirectional transformer for temporal representation learning. *CoRR*, abs/1906.05743, 2019a. URL <http://arxiv.org/abs/1906.05743>.
- Chen Sun, Austin Myers, Carl Vondrick, Kevin Murphy, and Cordelia Schmid. Videobert: A joint model for video and language representation learning. *CoRR*, abs/1904.01766, 2019b. URL <http://arxiv.org/abs/1904.01766>.
- Hao Tan and Mohit Bansal. Lxmert: Learning cross-modality encoder representations from transformers. In *Proceedings of the 2019 Conference on Empirical Methods in Natural Language Processing*, 2019.
- Sjoerd van Steenkiste, Klaus Greff, and Jürgen Schmidhuber. A perspective on objects and systematic generalization in model-based RL. *CoRR*, abs/1906.01035, 2019. URL <http://arxiv.org/abs/1906.01035>.
- Ashish Vaswani, Noam Shazeer, Niki Parmar, Jakob Uszkoreit, Llion Jones, Aidan N Gomez, Łukasz Kaiser, and Illia Polosukhin. Attention is all you need. In *Advances in neural information processing systems*, pp. 5998–6008, 2017.
- Xiaolong Wang, Ross Girshick, Abhinav Gupta, and Kaiming He. Non-local neural networks. *CVPR*, 2018.
- Kexin Yi, Jiajun Wu, Chuang Gan, Antonio Torralba, Pushmeet Kohli, and Joshua B. Tenenbaum. Neural-symbolic vqa: Disentangling reasoning from vision and language understanding. In *Advances in Neural Information Processing Systems*, pp. 1039–1050, 2018.
- Kexin Yi, Chuang Gan, Yunzhu Li, Pushmeet Kohli, Jiajun Wu, Antonio Torralba, and Joshua B. Tenenbaum. CLEVRER: Collision events for video representation and reasoning. In *International Conference on Learning Representations*, 2020. URL <https://openreview.net/forum?id=HkxYZANYDB>.
- Yang You, Jing Li, Sashank Reddi, Jonathan Hseu, Sanjiv Kumar, Srinadh Bhojanapalli, Xiao-dan Song, James Demmel, and Cho-Jui Hsieh. Large batch optimization for deep learning: Training BERT in 76 minutes. Technical Report UCB/EECS-2019-103, EECS Department, University of California, Berkeley, Jun 2019. URL <http://www2.eecs.berkeley.edu/Pubs/TechRpts/2019/EECS-2019-103.html>.
- Vinicius Zambaldi, David Raposo, Adam Santoro, Victor Bapst, Yujia Li, Igor Babuschkin, Karl Tuyls, David Reichert, Timothy Lillicrap, Edward Lockhart, Murray Shanahan, Victoria Langston, Razvan Pascanu, Matthew Botvinick, Oriol Vinyals, and Peter Battaglia. Deep reinforcement learning with relational inductive biases. In *International Conference on Learning Representations*, 2019. URL <https://openreview.net/forum?id=HkxaFoC9KQ>.

A Methods Details

A.1 MONet

To segment each $w \times h$ frame F_t into N_o object representations, MONet uses a recurrent attention network to obtain N_o attention masks $\mathbf{A}_{ti} \in [0, 1]^{w \times h}$ for $i = 1, \dots, N_o$ that represent the probability of each pixel in F_t belonging to the i -th object, with $\sum_{i=1}^{N_o} \mathbf{A}_{ti} = 1$. This attention network is coupled with a component VAE with latents $\mathbf{z}_{ti} \in \mathbb{R}^d$ for $i = 1, \dots, N_o$ that reconstructs $\mathbf{A}_{ti} \odot F_t$, the i -th object in the image. The latent posterior distribution $q(\mathbf{z}_t | F_t, \mathbf{A}_{ti})$ is a diagonal Gaussian with mean μ_{ti} , and we use μ_{ti} as the representation of the i -th object.

A.2 Self-supervised training

Recall in the main text that we wrote the auxiliary self-supervised loss as

$$\text{auxiliary loss} = \sum_{t,i} \tau_{ti} l(f(\mu'_{ti}), \mu).$$

We tested an L2 loss and a contrastive loss (inspired by the loss used in Han et al. (2019)), and the formulas for the two losses are respectively:

$$l_{L2}(f(\mu'_{ti}), \mu) = \|f(\mu'_{ti}) - \mu_{ti}\|_2^2$$

$$l_{\text{contrastive}}(f(\mu'_{ti}), \mu) = -\log \frac{\exp(f(\mu'_{ti}) \cdot \mu_{ti})}{\sum_{s,j} \exp(f(\mu'_{ti}) \cdot \mu_{sj})}.$$

A comparison of these losses and the masking schemes is given in Figure 4.

We also tested a few variations of the contrastive loss inspired by literature and tested all combinations of variations. The first variation is where the negative examples all come from the same frame:

$$l_{\text{contrastive}}(f(\mu'_{ti}), \mu) = -\log \frac{\exp(f(\mu'_{ti}) \cdot \mu_{ti})}{\sum_j \exp(f(\mu'_{ti}) \cdot \mu_{tj})}.$$

The second variation is adding a temperature τ to the softmax (Chen et al., 2020):

$$l_{\text{contrastive}}(f(\mu'_{ti}), \mu) = -\log \frac{\exp(f(\mu'_{ti}) \cdot \mu_{ti})/\tau}{\sum_{s,j} \exp(f(\mu'_{ti}) \cdot \mu_{sj}/\tau)}.$$

The final variation we tested is using cosine similarity instead of dot product:

$$l_{\text{contrastive}}(f(\mu'_{ti}), \mu) = -\log \frac{\exp(\text{sim}(f(\mu'_{ti}), \mu_{ti}))}{\sum_{s,j} \exp(\text{sim}(f(\mu'_{ti}), \mu_{sj}))}.$$

where $\text{sim}(\mathbf{x}, \mathbf{y}) = \frac{\mathbf{x} \cdot \mathbf{y}}{\|\mathbf{x}\| \cdot \|\mathbf{y}\|}$. We found that these variations did not significantly change the performance of the model (and the optimal temperature setting was close to $\tau = 1$), and leave to future work more careful analysis of these contrastive losses and the representations they encourage.

A.3 Training Details

We generally follow similar training procedures as for the models described in Yi et al. (2020) and Girdhar & Ramanan (2020).

For CLEVRER, we resize videos to 64 by 64 resolution and sample 25 random frames, as in Yi et al. (2020). We divide our batch of 16 videos and questions in two, a supervised sub-batch and an unsupervised sub-batch (where question answers are not provided). The supervised sub-batch is used to calculate the classification loss, and the unsupervised sub-batch is used to calculate the unsupervised auxiliary loss. This division was made so that we can use a subset of available data for the supervised sub-batch while using all data for the unsupervised sub-batch. The supervised sub-batch is further subdivided into two sub-batches of size 4, for descriptive and multiple choice questions (this division was made since the output format is different for the two types of questions).

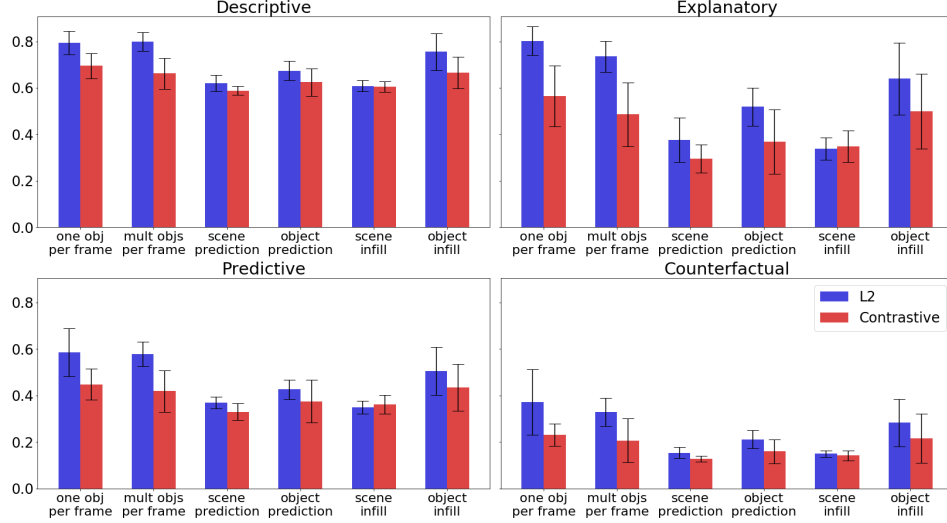


Figure 4: Comparison of different mask types and loss functions for auxiliary loss computation. Models were trained on 50% of the CLEVRER dataset to magnify the effects of the self-supervised loss.

For CATER, we also resize videos to 64 by 64 resolution and sample 80 random frames. We train on static and moving camera data simultaneously, with the batch of 8 videos divided equally between the two.

For both datasets, we pretrain a MONet model on frames extracted from the respective dataset. The training of the MONet models follow the procedures described in Burgess et al. (2019).

Motivated by findings from language modeling, we trained the main transformer model using the LAMB optimizer (You et al., 2019) and found that it offered a significant performance boost over the ADAM optimizer (Kingma & Ba, 2014) for the CLEVRER dataset (data not shown). Results converge after 200,000 steps for CLEVRER and 60,000 steps for CATER. All error bars are computed over at least 5 seeds. The below table lists the hyperparameters used in our model.

Parameter	Value	Parameter	Value
Batch-size	16	Batch-size	8
Transformer heads	10	Transformer heads	8
Transformer layers	28	Transformer layers	16
Embedding size d	16	Embedding size d	36
Number of objects N_o	8	Number of objects N_o	8
Prediction head hidden layer size	128	Prediction head hidden layer size	144
Learning rate	0.002	Learning rate	0.002
Learning rate warmup steps	4000	Learning rate warmup steps	4000
Infill cost λ	0.01	Infill cost λ	2.0

(a) Hyperparameters for CLEVRER. (b) Hyperparameters for CATER.

B Analysis of CLEVRER dataset

During analysis of our results, we noticed that some counterfactual questions in the CLEVRER dataset can be solved without using counterfactual reasoning. In particular, about 47% of the counterfactual questions ask about the effect of removing an object that did not collide with any other object, hence having no effect on object dynamics; an example is given in Figure 5. Moreover, even for the questions where the removed object is causally connected to the other objects, about 45% can be answered perfectly by an algorithm answering the question as if it were a descriptive question. To quantify this, we wrote a symbolic executor that uses the provided ground-truth video annotations



Figure 5: The video for an example counterfactual question that can be answered as if it were a descriptive question. The question is: if the brown rubber sphere is removed, what will not happen?

and parsed questions to determine causal connectivity and whether each choice happened in the non-counterfactual scenario.

Although determining whether or not a given counterfactual question can be answered this way still requires counterfactual reasoning, we want to eliminate the possibility that our model achieved its 75% accuracy on counterfactual questions without learning counterfactual reasoning; instead it might have reached that score simply by answering all counterfactual questions as descriptive questions. To verify this is not the case, we evaluated our model on only the harder category of counterfactual questions where the removed object does collide with other objects and which cannot be answered by a descriptive algorithm. We find that our model achieves a performance of 59.8% on this harder category. This is significantly above chance, suggesting that our model is indeed able to do some amount of true counterfactual reasoning.


C Qualitative Analysis

We provide qualitative analysis of attention weights in order to shed light on how our model arrives at its predictions. These examples illustrate broad patterns evident from informal observation of the model’s attention weights. We focus on the following video from CLEVRER:



In this video, a yellow rubber cube collides with a cyan rubber cylinder. The yellow cube then collides with a brown metallic cube, while the cyan cylinder and a green rubber cube approach each other but do not collide. Finally, the green cube approaches but does not collide with the brown cube.

Cross-modal attention We analyzed the cross-modal attention between words in the question and the MONet objects in one frame of the video. For each word, we determined the MONet object that attended to that word the most. In particular, we looked at the attention weights in the last layer of the transformer for one head (of the multi-head attention). The result is shown in the visualization below. We drew bounding boxes corresponding to the objects as determined by MONet, and we colored each word in the question according to the MONet object that attended to that word with highest weight (black represents a MONet slot without any objects). We observe that, for this head, objects attend heavily to the words that describe them. For example the cyan cylinder attends heavily to the words “cylinder” and “removed”.




Q: If the cylinder is removed, which event will not happen?


1. The brown object collides with the green object.
2. The yellow object and the metal cube collide.
3. The yellow cube collides with the green object.

Most important objects For each frame of the video, we look at the objects that were most heavily attended upon in determining the final answer. We measure the attention weights (for one head) in the last layer of the transformer for the *CLS* token attending on each object. The image below illustrates the results, when the model is tasked with assessing the likelihood of the first choice of

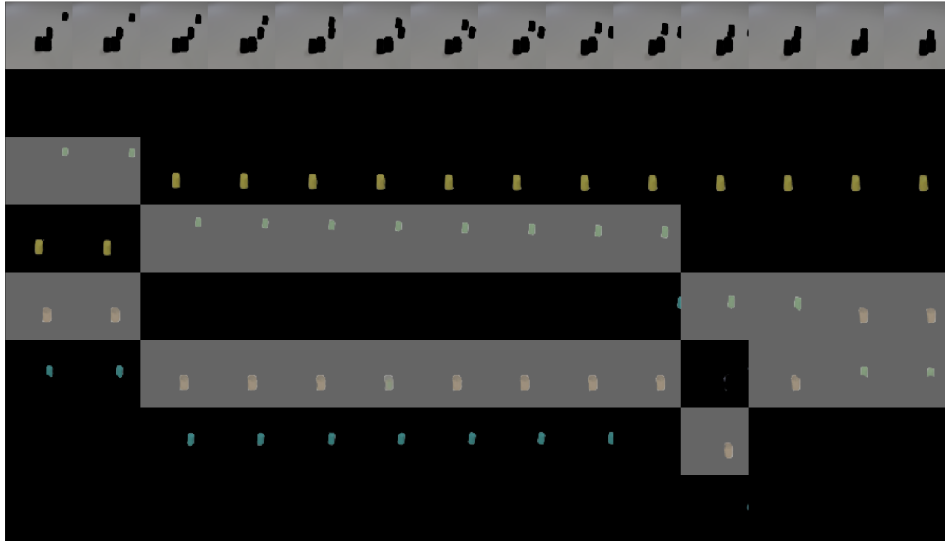
the above counterfactual question (whether the green object will collide with the brown object if the cyan cylinder is removed). We drew bounding boxes for the two most important objects of each frame, as determined by the attention weights. Note that our MONet was configured to detect eight objects (including the background); the transformer did not select the “empty” object slots nor the background slot. We observe that this head generally focuses on the green and brown objects, but switches its focus to the cyan cylinder and brown cube when it looks like the cylinder’s interaction with the yellow cube could potentially change the outcome.



The relative importance of the various objects depends on the question the model is answering. When the model is tasked with a predictive question (whether or not the cylinder and the green cube will collide) a different attention pattern emerges. Here, we observe one head of the transformer focusing on collisions: first the collision of the cylinder and the yellow cube, then on the cylinder and the green cube when they move towards each other.




Object alignment Recall that MONet does not assign objects to slots in a well-determined manner—tiny changes in an image can cause MONet to unpredictably assign objects to slots in a different permutation. The transformer is able to maintain object identity when MONet outputs objects in a different order. The image below, where we again show the two most attended-upon objects for each frame, illustrate instances where MONet changes the permutation of objects. In this image, we plot time on the x-axis and MONet slot index on the y-axis; the slots containing the two most important objects are grayed out. We observe that the transformer is able to align objects across time, maintaining consistent attention to the green and brown objects.



Effectiveness of the auxiliary loss Finally, we visually inspect our hypothesis that our self-supervised loss encourages the transformer in learning better representations. For clarity of the subsequent illustration, we use the scene prediction masking scheme, as described in Figure 2. In this scheme, the transformer has to predict the contents of the last few frames (the *target frames*) given the beginning of the video. To pose harder predictive challenges, we mask out the three frames preceding the target frames in addition to the target frames themselves. The two images below compare the

predicted frames (second image) to the true frames (first image). In the second image, the black frames are the three masked out frames preceding the target frames. The frames following the black frames are the target frames; they contain the MONet-reconstructed images obtained from latents predicted by the transformer. The frames preceding the black frames are MONet-reconstructed images obtained from the original latents (the latents input into the transformer).

We observe that with the self-supervised loss, we get coherent images from the transformer-predicted latents with all the right objects (in the absence of the auxiliary loss, the transformed latents generate incoherent rainbow blobs). We also observe the rudiments of prediction, as seen in the movement of the yellow object in the predicted image. Nevertheless, it is also clear that the transformer’s predictions are not perfect, and we leave improvements of this predictive infilling to future work.



D Example model predictions

In this section, we provide a few sample classifications produced by our model. All examples are produced at random from the validation set; in particular we did not cherry-pick any examples to highlight the performance of our model.

D.1 CLEVRER

We provide four videos and up to two questions per question type for the video (many videos in the dataset come with only one explanatory or predictive question). For each question type with more than one question, we try to choose one correct classification and one misclassification if available to provide for greater diversity. Besides this editorial choice, all classifications are sampled randomly.



Q: How many metal objects are moving?

Model: 1

Label: 1

Q: What is the shape of the stationary metal object when the red cube enters the scene?

Model: cylinder

Label: cylinder

Q: Which of the following is not responsible for the collision between the metal cube and the yellow cube?

1. the presence of the gray cube
2. the gray object's entrance
3. the presence of the red rubber cube
4. the collision between the gray cube and the metal cube

Model: 3

Label: 3

Q: Which event will happen next?

1. The gray object collides with the red object
2. The gray object and the cylinder collide

Model: 1

Label: 1

Q: Which event will happen if the red object is removed?

1. The gray object and the brown object collide
2. The gray object collides with the cylinder
3. The gray cube collides with the yellow object
4. The brown cube and the yellow object collide

Model: 1, 4


Label: 1, 4

Q: What will happen if the cylinder is removed?

1. The brown cube collides with the red cube
2. The red object and the yellow object collide
3. The gray cube collides with the red cube
4. The gray object collides with the brown object

Model: 3, 4

Label: 3, 4



Q: What color is the metal object that is stationary when the metal cube enters the scene?

Model: blue

Label: blue

Q: What material is the last object that enters the scene?

Model: metal

Label: rubber

Q: Which of the following is not responsible for the collision between the cyan object and the sphere?

1. the presence of the red rubber object
2. the red object's entering the scene
3. the collision between the sphere and the blue cube

Model: 1, 2, 3

Label: 1, 2, 3

Q: What will happen next?

1. The metal cube and the red cube collide
2. The sphere collides with the metal cube

Model: 1

Label: 1

Q: Without the red cube, which event will happen?

1. The sphere collides with the blue cube
2. The cyan object and the blue cube collide

Model: 1

Label: 1

Q: What will not happen without the sphere?

1. The cyan object collides with the red cube
2. The cyan object collides with the metal cube
3. The metal cube and the red cube collide

Model: 1, 3

Label: 3



Q: Are there any moving brown objects when the red object enters the scene?

Model: no

Label: no

Q: How many rubber objects are moving?

Model: 3

Label: 3

Q: Which of the following is not responsible for the collision between the red object and the gray sphere?

1. the presence of the gray cube
2. the collision between the red object and the cyan object
3. the rubber cube's entering the scene
4. the presence of the cyan object

Model: 1, 3

Label: 1, 3

Q: What will happen next?

1. The gray cube and the brown object collide
2. The red object collides with the rubber cube

Model: 2





Label: 2

Q: If the cylinder is removed, which of the following will not happen?

1. The gray cube and the brown cube collide
2. The red object and the cyan object collide
3. The red sphere and the rubber cube collide
4. The cyan object and the brown cube collide

Model: 1, 4

Label: 1, 4

 <p>Q: How many objects are stationary when the sphere enters the scene? Model: 1 Label: 1</p> <p>Q: What is the shape of the last object that enters the scene? Model: cube Label: cube</p>	 <p>Q: Which of the following is not responsible for the yellow object's colliding with the green object?</p> <ol style="list-style-type: none"> 1. the presence of the purple sphere 2. the blue object's entrance 3. the collision between the blue object and the rubber cube 4. the sphere's entering the scene <p>Model: 2, 3 Label: 2, 3</p>	 <p>Q: What will happen next?</p> <ol style="list-style-type: none"> 1. The sphere collides with the rubber cube 2. The yellow cube and the green object collide <p>Model: 1 Label: 1</p>	 <p>Q: Which event will not happen if the green cube is removed?</p> <ol style="list-style-type: none"> 1. The yellow object and the blue object collide 2. The sphere collides with the blue cube 3. The sphere and the yellow object collide 4. The sphere collides with the yellow cube <p>Model: 2 Label: 2</p> <p>Q: Which of the following will happen if the yellow object is removed?</p> <ol style="list-style-type: none"> 1. The blue cube and the green cube collide 2. The sphere collides with the blue cube 3. The sphere collides with the green cube <p>Model: 1, 3 Label: 1</p>
---	---	---	---

D.2 CATER

We include ten random videos from the validation subset of the static camera CATER dataset. In the final frame of the video, the correct grid cell of the target snitch is drawn in blue, and the model's prediction is drawn in red. We note that the model is able to find the snitch in scenarios where the snitch is hidden under a cone that later moves (along with the still hidden snitch); in the sixth example, the model also handled a case where the snitch was hidden under two cones at some point in time.



