

Inference of Causal Effects when Adjustment Sets are Unknown

Ludvig Hult
Uppsala University

Dave Zachariah
Uppsala University

Abstract

Conventional methods in causal effect inference typically rely on specifying a valid set of adjustment variables. When this set is unknown or misspecified, inferences will be erroneous. We propose a method for inferring average causal effects when the adjustment set is unknown. When the data-generating process belongs to the class of acyclical linear structural equation models, we prove that the method yields asymptotically valid confidence intervals. Our results build upon a smooth characterization of linear acyclic directed graphs. We verify the capability of the method to produce valid confidence intervals for average causal effects using synthetic data, even when the appropriate adjustment sets are unknown.

1 Introduction

Consider a random variable y observed after an intervention on another variable x . We denote the unknown conditional distribution of outcomes under such an intervention as

$$y \sim \tilde{p}(y|x)$$

Without loss of generality, we may consider the scalars x and y to be of zero mean. The conditional mean function $\tilde{\mathbb{E}}[y|x]$ describes the average causal effect of the intervention and can be summarized by the parameter

$$\gamma \triangleq \frac{\widetilde{\text{Cov}}[x, y]}{\widetilde{\text{Var}}[x]} \equiv \arg \min_{\tilde{\gamma}} \tilde{\mathbb{E}} \left[(\tilde{\mathbb{E}}[y|x] - \tilde{\gamma}x)^2 \right]$$

Thus γx is an optimal linear approximation of the conditional mean function. When this function is linear, the parameter yields the average causal effect of the intervention, i.e., $\gamma \equiv \frac{\partial}{\partial x} \tilde{\mathbb{E}}[y|x]$ [Angrist and Pischke, 2009, Pearl, 2009].

A common task is to infer γ using data from a different, *observational* distribution

$$(x_i, y_i, z_i) \sim p(x, y, z), \quad i = 1, \dots, n \quad (1)$$

where z is a vector of additional variables. Given certain assumptions on the variables z , the learning task is a well-studied topic and is achieved using standard statistical methods. In the language of structural causal models (SCM), the requirement on z is that it contains a *valid adjustment set* $\bar{z} \subseteq z$ [Peters et al., 2017]. In the terminology of potential outcomes, the requirement is expressed as the treatment assignment mechanism is ignorable given a subset $\bar{z} \subseteq z$ [Imbens and Rubin, 2015]. We will assume that such a subset exists.

A standard procedure to infer γ is to use the partial regression coefficient

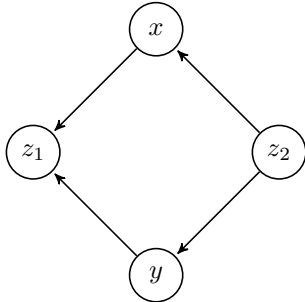
$$\beta \triangleq \frac{\text{Cov}[\tilde{x}, \tilde{y}]}{\text{Var}[\tilde{x}]}, \quad (2)$$

where \tilde{x} and \tilde{y} are adjusted according to

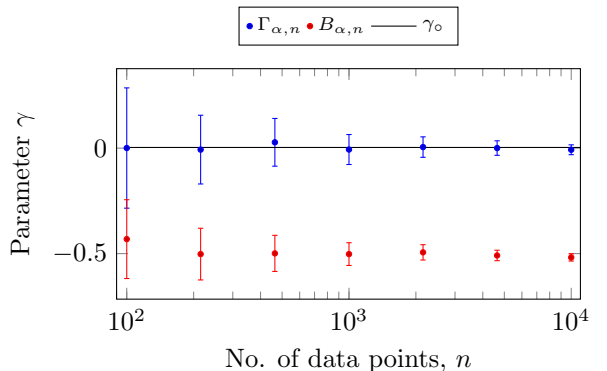
$$\tilde{x} \triangleq x - \text{Cov}[x, \bar{z}] \text{Cov}[\bar{z}]^{-1} \bar{z}$$

and similarly for \tilde{y} . If the adjustment set \bar{z} were valid, then $\beta = \gamma$ when the data-generating process is well described by a linear process [Angrist and Pischke, 2009, Pearl, 2009]. When \bar{z} is incorrectly specified and invalid, however, the inferences become erroneous as the following example illustrates.

Example: invalid adjustment set Consider a data-generating process with a causal structure as illustrated in Figure 1a. Only $z_2 \subset z$ constitutes a valid adjustment set by blocking the noncausal association between x and y . Neither \emptyset nor z_1 are valid sets. If the causal structure is unknown or misspecified so that we use $z = [z_1, z_2]^\top$ instead of z_2 , then inferring β in (2) will yield erroneous conclusions about the average causal effect,



(a) Underlying causal structure



(b) 95%-confidence intervals that aim to cover γ_0

Figure 1: Using observational data (1) generated by a linear structural equation model based on (a), we aim to infer an unknown causal parameter γ_0 (further details in Section 4.2). The causal structure is here unknown and using $z = [z_1, z_2]$ as the adjustment set, the standard approach based on the ordinary least-squares (OLS) method yields confidence interval $B_{\alpha, n}$ in (b). Since z is invalid, the inferences are erroneous, due to the collider bias induced by z_1 . Below we develop an inference method that yields calibrated confidence intervals $\Gamma_{\alpha, n}$ when the causal structure, and therefore a valid adjustment set, is unknown.

as shown in Figure 1b. We also illustrate an alternative methodology developed in this paper which, by contrast, does not require a correctly specified causal structure.

The contribution of this paper is the development of a confidence interval for γ that obviates the need to specify a valid set $\bar{z} \subseteq z$. Its statistical properties are studied for data processes that are well approximated by linear data models.

Our methodology builds upon the theory of M-estimation [Wooldridge, 2010] and exploits theoretical properties established by [Loh and Bühlmann, 2014] as well as a characterization of linear causal structures developed by [Zheng et al., 2018]. Learning causal structures involves imposing certain parametric constraints in M-estimation. The asymptotic theory for constrained M-estimation has been approached in, e.g., [Geyer, 1994, Shapiro, 2000, Andrews, 1999, Wang, 1996]. However, the assumptions needed for these large-sample results to be valid, do not apply directly to the causal structures considered herein. We take a different approach, similar to that in [Stoica and Ng, 1998], to derive the large-sample properties of the proposed confidence interval and prove its asymptotic validity. Our theoretical results are corroborated by numerical

experiments, which demonstrate the ability of the method to correctly infer average causal effects in linear SCM without specifying a valid adjustment set.

2 Problem formulation

We begin by specifying the class of data models that we will consider and then proceed to define the target quantity that we seek to infer from data.

2.1 Model class

To simplify the notation, we introduce the d -dimensional data vector $v^\top = (x, y, z^\top)$. We assume that the data-generating process $p(v)$ in (1) belongs to the class of linear structural equation models. That is, we can express the data vector as

$$v = W^\top v + \varepsilon, \quad (3)$$

where ε is zero-mean process noise with a diagonal covariance matrix Σ and W is an adjacency matrix with zeros on its diagonal. The diagonal matrix Σ is for simplicity assumed to be known here, although as we point out in Section 3 this assumption can be relaxed to a certain degree. The

adjacency matrix W is unknown but has certain restrictions, considered next.

Within the SCM literature, it is common to impose a directed acyclic graph (DAG) structure on the graph specified by W , since such structure significantly clarifies and simplifies any causal analysis of the model. While the acyclic constraint is strong, it is often justified by unwrapping cyclical structures into acyclical ones [Halpern and Pearl, 2005]. Thus, a DAG model should always be possible under inclusion of all relevant variables. We will call W a ‘DAG-matrix’ if the directed graph of the adjacency matrix is acyclical. When W is a DAG-matrix, we can interpret the entry $W_{i,j}$ as the expected increase in v_i for every unit increase in v_j .

Recently, it has been discovered that DAG-matrices can be characterized using a continuously differentiable function [Zheng et al., 2018]:

$$W \text{ is DAG-matrix} \Leftrightarrow h(W) = 0$$

where $h(W) \triangleq \text{tr exp}(W \odot W) - d$, using matrix exponential and the element-wise product \odot . The set of all DAG-matrices has a complex geometry and to enable a tractable analysis below, we consider the set of all ϵ -almost DAG-matrices, defined as

$$\mathcal{W}_\epsilon = \{W \mid h(W) \leq \epsilon \text{ and } \text{diag}(W) = 0\} \quad (4)$$

Note that when $\epsilon = 0$, the set \mathcal{W}_0 is exactly the set of DAG-matrices. When $\epsilon > 0$, cycles are permitted but the magnitude of their effects are bounded. Below we will provide bounds on ϵ that enable a meaningful analysis of \mathcal{W}_ϵ .

Given the observational data-model in (3), we can define an interventional distribution $\tilde{p}(v)$ with respect to the first variable x [Pearl, 2009]: Introduce Z , a matrix with ones on the diagonal, except the first element, which is zero, i.e. $Z_{ij} = 1$ for $i = j > 1$, but $Z_{ij} = 0$ otherwise. Introduce a new noise variable $\tilde{\varepsilon}$, with the same statistical properties as ε for all components, but for its first component, and let $\tilde{\Sigma}$ denote its diagonal covariance matrix. The interventional distribution $\tilde{p}(v)$ is then specified by the model

$$v = ZW^\top v + \tilde{\varepsilon},$$

assuming that $(I - ZW^\top)$ is full rank.

2.2 Target quantity

Given the data-model (3) and the resulting interventional distribution, we observe the following result.

Lemma 1. *The average causal effect of x on y in the model (3) is*

$$\gamma(W) = [(I - ZW^\top)^{-1}]_{2,1} \quad (5)$$

The proof is given in the supplementary material.

We are interested in computing the average causal effect

$$\gamma_\circ = \gamma(W_\circ),$$

where W_\circ is adjacency matrix that fits the observational data optimally using the weighted least-squares criterion,

$$W_\circ \triangleq \arg \min_{W \in \mathcal{W}_\epsilon} \mathbb{E} \left[\|\Sigma^{-1/2} (v - W^\top v)\|^2 \right], \quad (6)$$

and requires no distributional assumptions.

Our task is to construct a confidence interval $\Gamma_{\alpha,n}$, that is using n data points, and has a coverage probability $1 - \alpha$ for the quantity γ_\circ .

3 Results

Using the empirical average operator \mathbb{E}_n , we define the empirical analog of (6) as

$$W_n \triangleq \arg \min_{W \in \mathcal{W}_\epsilon} \mathbb{E}_n \left[\|\Sigma^{-1/2} (v - W^\top v)\|^2 \right] \quad (7)$$

Using W_n and (5) yields a point estimate of γ_\circ :

$$\gamma_n \triangleq [(I - ZW_n^\top)^{-1}]_{2,1}$$

For notational simplicity, we reparameterize W , which contains zeros along the diagonal, by $\text{vec}(W) = L\theta$, where L is a $d^2 \times d(d-1)$ matrix constructed using a $d^2 \times d^2$ identity matrix removing columns $d(k-1) + k$ for $k = 1, 2, \dots, d$. Thus θ is a free parameter vector. Using this parametrization, $\text{vec}(W_\circ) = L\theta_\circ$, where

$$\theta_\circ \triangleq \arg \min_{h(\text{mat}(L\theta)) \leq \epsilon} \mathbb{E}[\ell_\theta(v)] \quad (8)$$

is equivalent to (6) using

$$\ell_\theta(v) \triangleq (L\theta - \text{vec}(I))^\top [\Sigma^{-1} \otimes [v v^\top]] (L\theta - \text{vec}(I))$$

with the Kronecker product \otimes .

Similarly, the estimator (7) has an equivalent form

$$\theta_n \triangleq \arg \min_{h(\text{mat}(L\theta)) \leq \epsilon} \mathbb{E}_n[\ell_\theta(v)] \quad (9)$$

Remark. [Loh and Bühlmann, 2014, Corollary 8] show that (8) with $\epsilon = 0$ yields the correct parameter θ if the observational distribution indeed comes from the model $v = \text{mat}(L\theta)v + \varepsilon$. Moreover, [Loh and Bühlmann, 2014, Theorem 9] proves that the correct parameter is obtained even under limited misspecification of $\text{Cov}[\varepsilon] = \Sigma$.

While setting $\epsilon = 0$ yields exact DAG-matrices, it also renders the problem ill-suited for inference, since \mathcal{W}_0 is nonconvex, it has an empty interior, and constraint qualification do not hold, as proven in Lemma 8 below. This case invalidates standard inference techniques based on M-estimators such as (9), since the asymptotic analysis typically requires convexity of the tangent cone at the optimum [Geyer, 1994, Shapiro, 2000]. Indeed, this is not fulfilled at most points in the set \mathcal{W}_0 . To provide a tractable analysis, we consider $\epsilon > 0$ below and expect almost-identification when ϵ is small by building upon the following result.

Lemma 2. *If the minimizer θ_o in (8) is unique and bounded, then there is a value of ϵ_\star such that the minimum is obtained at the boundary $h(\text{mat}(L\theta_o)) = \epsilon$ for all $\epsilon < \epsilon_\star$.*

Proof. First, assume that the minimizer of (8) is not bounded. In that case, there is a sequence of feasible points t_n such that $\|t_n\| \rightarrow \infty$, and $\mathbb{E}[\ell_{t_n}(v)]$ is decreasing. This is not possible, since $\ell_t(v)$ is a positive definite quadratic in t . We have established the boundedness $\|\theta_o\| < B$, for some B .

Define $\mathcal{Q} = \Sigma^{-1} \otimes \mathbb{E}[vv^\top]$, which is positive definite as a result of the properties of the Kronecker product and that $\Sigma \succ 0$ and $v = (I - W^\top)^{-1}\varepsilon$. When $\epsilon = \infty$, we denote the solution to (8) as $\theta_\star \triangleq (\mathcal{Q}^{1/2}L)^\dagger \mathcal{Q}^{1/2} \text{vec}(I)$, where \dagger denotes Moore-Penrose inverse, and define $\epsilon_\star = h(\text{mat}(L\theta_\star))$.

Now (8) for any $\epsilon \in (0, \epsilon_\star)$. Observe that $\{\theta \mid \|\theta\| \leq B \text{ and } h(\text{mat}(L\theta)) \leq \epsilon\}$ is compact, the objective function has no stationary points on the feasible set, and $\|\theta_o\| < B$. Conclude that $h(\text{mat}(L\theta_o)) = \epsilon$. \square

Theorem 3. *Assume the solution to minimization (8) is unique, and that $\epsilon < \epsilon_\star$ as in Lemma 2. Then the asymptotic distribution of θ_n can be described by*

$$\sqrt{n}\mathcal{J}_n^{-1/2}(\theta_n - \theta_o) \xrightarrow{d} \mathcal{N}(0, I)$$

The estimated covariance of the estimator is defined as $\mathcal{J}_n = K_n^{-1}\Pi_n J_n \Pi_n K_n^{-1}$, where $K_n = L^\top [\Sigma^{-1} \otimes \mathbb{E}_n[vv^\top]] L$, Π_n is a projection matrix with respect to the orthogonal complement of $\nabla_\theta h(\text{mat}(L\theta_n))^1$ and $J_n = L^\top \tilde{J}_n L^2$

Proof. By consistency of M-estimation, (9) will be consistent. See e.g. [Wooldridge, 2010, theorem 12.2]. Adding the redundant $\|\theta\| \leq B$ -constraint in Lemma 2 makes feasible set compact and thus fulfills the technical conditions.

By Lemma 2, we know that the minimum will be obtained at the boundary, in the limit $n \rightarrow \infty$. We can therefore impose the equality constraint:

$$\theta_n = \arg \min_{h(\text{mat}(L\theta)) = \epsilon} \mathbb{E}_n[\ell_\theta(v)]$$

We can now apply Corollary 11. \square

Theorem 4. *The confidence interval*

$$\Gamma_{\alpha,n} = \left\{ \gamma \in \mathbb{R} \mid \frac{1}{n} \frac{(\gamma - \gamma_n)^2}{\nabla \gamma(\theta_n)^\top \mathcal{J}_n \nabla \gamma(\theta_n)} \leq \chi_{1,\alpha}^2 \right\} \quad (11)$$

has asymptotic coverage probability

$$\lim_{n \rightarrow \infty} \mathbb{P}(\gamma_o \in \Gamma_{\alpha,n}) = 1 - \alpha,$$

where $\chi_{1,\alpha}^2$ denotes the $(1 - \alpha)$ quantile of the chi-squared distribution with 1 degree of freedom.

Proof. Define $\gamma(\theta)$ as the value of $\gamma(\text{mat}(L\theta))$ in (5).

¹We may compute $\Pi_n = I - (qq^\top)/(q^\top q)$ and $q = L^\top \text{vec}(\nabla_W h(W_n))$ can be computed with Lemma 7.

$$\begin{aligned} & (\tilde{J}_n)_{d(j-1)+i, d(n-1)+1} = \\ & \sum_{k,l,o,p=1}^d (\mathbb{E}_n[v_i v_k v_m v_o] - \mathbb{E}_n[v_i v_k] \mathbb{E}_n[v_m v_o]) \\ & \Sigma_{j,l}^{-1} \Sigma_{n,p}^{-1} (W - I)_{k,l} (W - I)_{o,p} \end{aligned} \quad (10)$$

The gradient $\nabla\gamma(\theta_n)$ may be computed on closed form by differentiating (5), which is the content of Lemma 6. We find

$$[\nabla_{\theta}\gamma(\theta)]_k = -([MZ \otimes I]L)_{d+1,k} \quad (12)$$

where $M = (I - ZW)^{-1}$. Using the delta method with equation (12) together with Theorem 3, we establish asymptotic normality. Form the Wald statistic for γ_n , and we may finally define a confidence interval $\Gamma_{\alpha,n}$. \square

4 Numerical illustrations

In the following experiments, all data is generated using the model class (3). The covariance matrix is set to $\Sigma = I$ throughout. For a given model, we have a target quantity γ_o to summarize the average causal effect.

To simplify computations, we use a multivariate Gaussian data distribution so that fourth cross moments in (10) can be reduced into covariances by the use of Isserlis' theorem.

We begin by comparing the proposed confidence interval $\Gamma_{n,\alpha}$ in (11) with a standard OLS-based confidence interval $B_{n,\alpha}$ for (2) that is computed using and HC0 standard errors [Wooldridge, 2010]. In contrast to the proposed method, $B_{n,\alpha}$ requires specifying an adjustment set, which we take to be z . When this set is valid, we expect $\Gamma_{n,\alpha}$ and $B_{n,\alpha}$ to be similar. When the adjustment set is invalid, we expect them to diverge.

Next, we study the statistical properties of the proposed inference method and, some numerical properties of the solution to (6) when ϵ is small.

4.1 Numerical search method

In the examples below we use a numerical search method to construct the confidence interval (11). Specifically, we search for a solution to problem (9) using the augmented Lagrangian method [Nocedal and Wright, 2006]. Other search methods are possible as well.

We define the augmented Lagrangian and the equality converted constraint as

$$\begin{aligned} \mathcal{L}(\theta, s, \alpha, \rho) &= \mathbb{E}_n[\ell_{\theta}(v)] + \alpha c(\theta, s) + \frac{\rho}{2} c(\theta, s)^2 \\ c(\theta, s) &= h(\text{mat}(L\theta)) + s^2 - \epsilon \end{aligned} \quad (13)$$

The method alternates between the minimization over primal variables (θ, s) and maximization over dual variables (α) , starting from a few initialization points. Due to the structure of the augmented Lagrangian, the maximization problem has an explicit update rule, as explicated in Algorithm 1.

Algorithm 1: Augmented Lagrangian Method

Input: $\theta^0, s^0, \rho^0, \alpha^0, g, \mu, \mathcal{L}, \eta, \rho_{max}, \mathcal{C}$

Output: Point estimate θ_n

$k = 0$

```

1 while  $c(\theta^k, s^k) > \eta$  and  $\rho < \rho_{max}$  do
2    $\theta^{k+1}, s^{k+1} = \arg \min_{\theta, s} \mathcal{L}(\theta, s, \alpha^k, \rho^k)$ 
    $\alpha^{k+1} = \alpha^k + \rho^k c(\theta^{k+1}, s^{k+1})$ 
   if  $c(\theta^{k+1}, s^{k+1}) > gc(\theta^k, s^k)$  then
      $\rho^{k+1} = \mu \rho^k$ 
   else
      $\rho^{k+1} = \rho^k$ 
    $k = k + 1$ 
return  $\theta_n = \theta^{k+1}$ 

```

The parameters have default values set to $\theta^0 = 0, s^0 = 10, \rho^0 = 1, \alpha^0 = 0, g = 1/4, \mu = 2, \eta = 10^{-12}, \rho_{max} = 10^{20}$. Note that η must be significantly smaller than ϵ , which in turn should be smaller than ϵ_* . Thus it is advisable to verify that the choice of η is sufficiently small in a given problem. The threshold ρ_{max} is introduced for numerical stability.

The minimization problem on line 2 is solved via the L-BFGS-B-implementation in the python library `scipy.optimize`, which in turn utilizes the 3.0 version of the FORTRAN library of [Zhu et al., 1997]. Since this is a local minimizer, we use the previous optimal primal variables θ^k, s^k as the starting point.

Remark. The augmented Lagrangian method is guaranteed to find a local minimizer θ_n , under a certain set of assumptions [Nocedal and Wright, 2006, Theorem 17.6]. One of these is constraint qualification at the minimizer, in this case demanding $\nabla c(\theta_*, s_*) \neq 0$ at the optimal primal variables θ_*, s_* . For $\epsilon = 0$ this do not hold, but it does so for $\epsilon > 0$, see Lemma 8. Finding the minimum for $\epsilon \rightarrow 0$ will thus require $\rho \rightarrow \infty$, and we have introduced the stop condition ρ_{max} on line 1 for practical reasons.

Using the solution θ_n we can compute W_n and γ_n , and finally the confidence interval (11).

4.2 Comparison with method using invalid adjustment set

We consider $\epsilon = 10^{-8}$ and assume the data-generating process (3) has an unknown matrix

$$W = \begin{bmatrix} 0 & 0 & 1 & 0 \\ 0 & 0 & 1 & 0 \\ 0 & 0 & 0 & 0 \\ 1 & 1 & 0 & 0 \end{bmatrix}$$

with a structure illustrated in Figure 1a. Figure 1b demonstrates the ability of $\Gamma_{n,\alpha}$ to correctly infer γ_\circ without the assuming a causal structure or a valid adjustment set. By contrast, $B_{n,\alpha}$ is clearly biased from incorrectly adjusting for the collider z_1 .

4.3 Comparison with method using valid adjustment set

We consider $\epsilon = 10^{-8}$ as above but where z is a scalar and the matrix is

$$W = \begin{bmatrix} 0 & 0.4 & 0 \\ 0 & 0 & 0 \\ 0.7 & 0.2 & 0 \end{bmatrix}$$

Now z consists only of a single confounding variable. The resulting intervals $\Gamma_{n,\alpha}$ and $B_{n,\alpha}$ are virtually identical as shown in Figure 2.

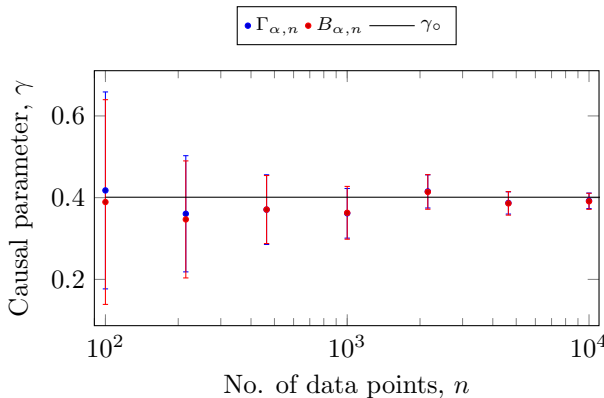


Figure 2: 95%-confidence intervals for γ_\circ

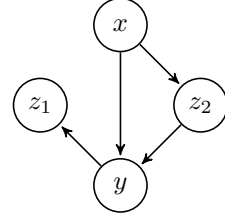


Figure 3: Causal structure of W , where $z = [z_1, z_2]$ is not a valid adjustment set.

4.4 Calibration and normality

To assess the calibration of $\Gamma_{\alpha,n}$, we fix $\alpha = 0.05$ and n and 10^4 and generate repeated datasets from a data-model with matrix

$$W = \begin{bmatrix} 0 & -2 & 1.6 & 0 \\ 0 & 0 & 0 & 0 \\ 0 & 1.2 & 0 & -0.5 \\ 0 & 0 & 0 & 0 \end{bmatrix}$$

This corresponds to a causal structure illustrated in Figure 3.

The coverage probability $\mathbb{P}(\gamma_\circ \in \Gamma_{\alpha,n})$ was estimated to be 94.7% and 94.4% for $n = 10^2$ and 10^4 , respectively, using 1000 Monte Carlo simulations. This is close to $1 - \alpha = 95\%$ and corroborates Theorem 4. Figure 4 supports the result further by showing a Normality plot for the point estimate γ_n over all Monte Carlo simulations.

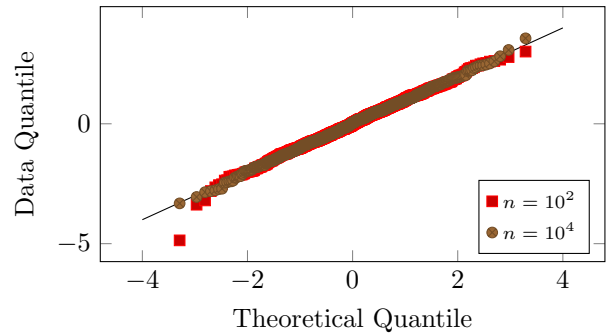


Figure 4: Normal probability plot for realizations of γ_n . Approximate normality is achieved even under moderate sample sizes.

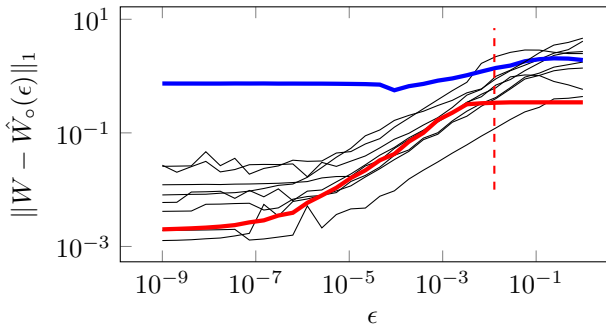


Figure 5: The approximation error vs. ϵ , for 10 randomly drawn adjacency matrices W . The red dashed line indicates ϵ_* for the red highlighted draw. As expected, the estimate does not depend on ϵ if $\epsilon > \epsilon_*$. The blue highlighted draw gets stuck in a false local minimum for the selected parameters. For $\epsilon < 10^{-6}$ the numerical issues of the chosen search method becomes apparent.

4.5 Sensitivity with respect ϵ

To the best of our knowledge, the properties of W_ϵ in (6) have not been studied exhaustively when $\epsilon > 0$. Let W be a DAG-matrix in (3) and $W_\circ(\epsilon)$ be the solution to (6) for some specific ϵ . Then for $\epsilon = 0$, we know that $W_\circ(0) = W$ and we would like to study $\lim_{\epsilon \rightarrow 0} W_\circ(\epsilon)$. We expect that this limit is W under some regularity conditions. An analytical study is beyond the scope of the tools considered herein and we therefore resort to a numerical sensitivity study.

We randomly draw DAG-matrices W by permuting strictly upper triangular matrices: Every entry in a triangular matrix has a 50% probability to be nonzero and a sign ± 1 drawn with equal probability. The magnitude is uniform over $[0.1, 2]$. Finally, the rows and column of the triangular matrix are randomly permuted, so that there is no bias over index. For every W , we numerically approximate $W_\circ(\epsilon)$ in (6), using the augmented Lagrangian method with \mathbb{E} in lieu of \mathbb{E}_n in (13).

In Figure 5, we illustrate the approximation error $\|W - \hat{W}_\circ(\epsilon)\|_1$ versus $\epsilon \in [10^{-5}, 10^0]$ for 10 different draws of W . As expected, the approximation error decreases with ϵ and, moreover, $\hat{W}_\circ(\epsilon)$ does not depend on ϵ when $\epsilon > \epsilon_*$ (see Lemma 2).

Based on Lemma 8, point 4, however, we expect the gradient of h to be close to zero when $W_\circ(\epsilon)$ is

close to a DAG-matrix. Thus gradient-based search methods are expected to slow down as ϵ approaches 0. This is indeed what we observe but also limits our sensitivity study of $W_\circ(\epsilon)$.

The chosen numerical search method, the augmented Lagrangian method, exhibits considerable issues when ϵ is small. Due to limited numerical precision in the L-BFGS-B implementation, we cannot solve the problem for arbitrarily small ϵ . We have noted premature termination of the optimization and in one of the 10 draws, the search method gets stuck in a local minimum. Due to the limited precision, we can not decisively conclude whether this local minimum $\hat{W}_\circ(\epsilon)$ persist as ϵ decreases further.

Remark. In pathological cases, such as $W = 0$, we know that (6) does not have a unique solution when $\epsilon > 0$. Characterizing conditions for which a unique solution $W_\circ(\epsilon)$ exists is an interesting open research problem.

5 Derivations

In this section we present the derivations supporting the results. Proofs for the lemmas are found in the supplementary material.

Lemma 5. *For the matrix $M = (I - ZW^\top)^{-1}$, the element M_{1i} is equal to the Kronecker delta δ_{1i} , for any matrix W .*

The proof follows by Cramers Rule and a Laplace expansion.

Lemma 6. *The gradient of the causal effect γ with respect to the parameter θ is*

$$[\nabla_\theta \gamma(\theta)]_k = -([MZ \otimes I]L)_{d+1,k}$$

The proof is a direct computation. Take note that this is a matrix-valued gradient.

Lemma 7. *The function h has a closed form matrix gradient. It is $\nabla h(W) = 2W \odot (\exp[W \odot W])^\top$.*

This formula is reported in [Zheng et al., 2018], but without derivation. The result follows from liberal application of the chain rule in differentiation.

Lemma 8. *The set of all DAG:s, W_0 in (4), has the following properties*

1. All points of \mathcal{W}_0 are boundary points (i.e., empty interior)
2. \mathcal{W}_0 is a direct sum of linear subspaces, so it is a unbounded set, and a cone
3. \mathcal{W}_0 is nonconvex. The convex hull of \mathcal{W}_0 is the set of all real $d \times d$ -matrices.
4. $h(W) = 0$ iff $\nabla h(W) = 0$.

This result supplements the discussion on page 7 of [Zheng et al., 2018]. Not only is the DAG:s the global minima of h , but they are also the zeroes of ∇h .

Only point four is a nontrivial result. It builds on the power series expansion of the exponential and the interpretation of the matrix W as an adjacency matrix.

Lemma 9. *The least-squares objective, and its derivatives are*

$$\ell_\theta(v) = \frac{1}{2}(L\theta - \text{vec}(I))^\top [\Sigma^{-1} \otimes vv^\top] (L\theta - \text{vec}(I))$$

and its gradient and hessian is

$$\begin{aligned} \nabla \ell_\theta(v) &= L^\top [\Sigma^{-1} \otimes vv^\top] (L\theta - \text{vec}(I)) \\ \nabla^2 \ell_\theta(v) &= L^\top [\Sigma^{-1} \otimes vv^\top] L \end{aligned}$$

The proof is direct computation, after using the formula $\text{tr}(A^\top Y^\top BX) = (\text{vec}(Y))^\top [A \otimes B] \text{vec}(B)$.

Next following Theorem states the asymptotic distribution of equality constrained M-estimation under relatively strong assumptions.

Theorem 10. *Assume that technical conditions for consistency of m -estimation holds (see e.g. [Wooldridge, 2010, theorem 12.2]), as well as*

- The jacobian matrix $\nabla g(\theta_n)$ has full rank for all n .
- $\mathbb{E}_n [\nabla^2 \ell_\theta(v)]$ is invertible for all θ .
- θ_\circ is the unique minimizer of $\mathbb{E}[\ell_\theta(v)]$

Introduce the definitions $J_\circ \triangleq \text{Cov}[\nabla \ell_{\theta_\circ}(v)]$, $K_\circ \triangleq \mathbb{E}[\nabla^2 \ell_{\theta_\circ}(v)]$ and Π_\circ is an orthogonal projector in the complement of the range of the jacobian $\nabla g(\theta_\circ)$. Then we can establish the convergence

$$\sqrt{n}(\theta_n - \theta_\circ) \xrightarrow{d} \mathcal{N}(0, K_\circ^{-1} \Pi_\circ J_\circ \Pi_\circ K_\circ^{-1}).$$

Proof. Uniform weak law of large numbers holds, and Θ must be compact since bounded and closed, so we have that θ_\circ is consistently estimated by θ_n

Let Q_n be a matrix whose orthonormal columns spans the range of $\nabla g(\theta_n)$ (as in e.g. QR factorization). Construct an orthogonal matrix $[Q_n U_n]$. Now, Q_n is a ON basis for the normal of the feasible set Θ , and U_n is a ON basis for the tangent cone of Θ as θ_n .

Begin by a mean-value expansion of $\mathbb{E}_n [\nabla \ell_{\theta_n}(v)]$.

$$\mathbb{E}_n [\nabla \ell_{\theta_n}(v)] = \mathbb{E}_n [\nabla \ell_{\theta_\circ}(v)] + \mathbb{E}_n [\nabla^2 \ell_{\tilde{\theta}}(v)](\theta_n - \theta_\circ)$$

We have that $I = [Q_n U_n] \begin{bmatrix} Q_n^\top \\ U_n^\top \end{bmatrix}$

$$\begin{aligned} [Q_n U_n] \begin{bmatrix} Q_n^\top \\ U_n^\top \end{bmatrix} \mathbb{E}_n [\nabla \ell_{\theta_n}(v)] \\ = [Q_n U_n] \begin{bmatrix} Q_n^\top \\ U_n^\top \end{bmatrix} \mathbb{E}_n [\nabla \ell_{\theta_\circ}(v)] + \mathbb{E}_n [\nabla^2 \ell_{\tilde{\theta}}(v)](\theta_n - \theta_\circ) \end{aligned}$$

By definition $U_n^\top \nabla g(\theta_n) = 0$, and from first order optimality conditions $\nabla \ell_{\theta_n}$ is in the range of $\nabla g(\theta_n)$, so $U_n^\top \nabla \ell_{\theta_n} = 0$.

Rearranging, and using the assumption of invertibility of $\mathbb{E}_n [\nabla^2 \ell_{\tilde{\theta}}(v)]$, we get

$$\begin{aligned} (\theta_n - \theta_\circ) &= \tag{14} \\ \mathbb{E}_n [\nabla^2 \ell_{\tilde{\theta}}(v)]^{-1} [Q_n U_n] \begin{bmatrix} Q_n^\top (\mathbb{E}_n [\nabla \ell_{\theta_n}(v)] - \nabla \ell_{\theta_\circ}(v)) \\ -U_n^\top \mathbb{E}_n [\nabla \ell_{\theta_\circ}(v)] \end{bmatrix} \end{aligned}$$

Next, we will analyze a certain subexpression separately. Introduce $\Pi_\circ = U_\circ U_\circ^\top$ and $\Pi_n = U_n U_n^\top$.

$$\begin{aligned} \sqrt{n} \Pi_n \mathbb{E}_n [\nabla \ell_{\theta_\circ}(v)] &= \\ \Pi_n \sqrt{n} (\mathbb{E}_n [\nabla \ell_{\theta_\circ}(v)] - \mathbb{E} [\nabla \ell_{\theta_\circ}(v)]) + \Pi_n \sqrt{n} \mathbb{E} [\nabla \ell_{\theta_\circ}(v)] \end{aligned}$$

The first term converges to $\mathcal{N}(0, \Pi_\circ J_\circ \Pi_\circ)$. The second term converges to zero in probability, so

$$\sqrt{n} \Pi_n \mathbb{E}_n [\nabla \ell_{\theta_\circ}(v)] \xrightarrow{d} \mathcal{N}(0, \Pi_\circ J_\circ \Pi_\circ)$$

Finally, we can take the limit of equation (14).³

We can thus establish $\sqrt{n}(\theta_n - \theta_\circ) \xrightarrow{d} \mathcal{N}(0, K_\circ^{-1}\Pi_\circ J_\circ \Pi_\circ K_\circ^{-1})$ \square

Corollary 11. *The asymptotic distribution of theorem 10 is*

$$\sqrt{n}\mathcal{J}_n^{-1/2}(\theta_n - \theta_\circ) \xrightarrow{d} \mathcal{N}(0, I).$$

with the introduction of

$$\mathcal{J}_n \triangleq K_n^{-1}\Pi_n J_n \Pi_n K_n^{-1}$$

$$K_n \triangleq \mathbb{E}_n [\nabla^2 \ell_{\theta_n}(v)]$$

$$J_n \triangleq \mathbb{E}_n [\nabla \ell_{\theta_n}(v) \nabla \ell_{\theta_n}(v)^\top] - \mathbb{E}_n [\nabla \ell_{\theta_n}(v)] \mathbb{E}_n [\nabla \ell_{\theta_n}(v)]^\top$$

Proof. This follows from the consistency of plug-in-estimators. See e.g. Theorem 12.2 in [Wooldridge, 2010]. \square

6 Conclusion

We have developed a method that is capable of inferring average causal effects without information about the causal structure, when the data-generating process can be described by a linear structural equation model. The methodology is based on characterizing DAG-structures, which involve combinatorial constraints, using a continuously differentiable constraint. By considering a class of almost-DAG matrices, we could derive an asymptotically valid confidence interval. The theoretical results were further corroborated in numerical studies with synthetic data.

Further research includes developing numerical search methods that are better tailored to approximate the constrained M-estimator upon which the

3

$$\begin{aligned} \sqrt{n}(\theta_n - \theta_\circ) = & \sqrt{n} \underbrace{\mathbb{E}_n [\nabla^2 \ell_{\hat{\theta}}(v)]^{-1}}_{\xrightarrow{p} K^{-1}} \underbrace{Q_n Q_n^\top}_{\xrightarrow{p} Q_\circ Q_\circ^\top} \underbrace{(\mathbb{E}_n [\nabla \ell_{\theta_n}(v)] - \mathbb{E}_n [\nabla \ell_{\theta_\circ}(v)])}_{\xrightarrow{p} 0} \\ & - \underbrace{\mathbb{E}_n [\nabla^2 \ell_{\hat{\theta}}(v)]^{-1}}_{\xrightarrow{p} K_\circ^{-1}} \underbrace{\sqrt{n} \Pi_n \mathbb{E}_n [\nabla \ell_{\theta_\circ}(v)]}_{\xrightarrow{d} \mathcal{N}(0, \Pi_\circ J_\circ \Pi_\circ)} \end{aligned}$$

For all terms converging in probability we have been using the uniform weak law of large numbers, so we rely on compactness of Θ , and the suitable smoothness of the functions depending on v . We need, for example, the continuity of matrix inversion, QR factorization and orthogonal complements. Finally we use Slutsky.

confidence interval is based. Another research question is the properties of the problem in (6) when $\epsilon \in (0, \epsilon_\star)$.

Acknowledgements

This work was partly funded by the Swedish Research Council under contract 2018-05040.

References

- [Andrews, 1999] Andrews, D. W. K. (1999). Estimation When a Parameter is on a Boundary. *Econometrica*, 67(6):1341–1383.
- [Angrist and Pischke, 2009] Angrist, J. D. and Pischke, J.-S. (2009). *Mostly harmless econometrics: an empiricist's companion*. Princeton University Press, Princeton. OCLC: ocn231586808.
- [Geyer, 1994] Geyer, C. J. (1994). On the Asymptotics of Constrained M-Estimation. *The Annals of Statistics*, 22(4):1993–2010.
- [Halpern and Pearl, 2005] Halpern, J. Y. and Pearl, J. (2005). Causes and Explanations: A Structural-Model Approach. Part I: Causes. *The British Journal for the Philosophy of Science*, 56(4):843–887.
- [Imbens and Rubin, 2015] Imbens, G. and Rubin, D. B. (2015). *Causal inference for statistics, social, and biomedical sciences: an introduction*. Cambridge University Press, New York.
- [Loh and Bühlmann, 2014] Loh, P.-L. and Bühlmann, P. (2014). High-Dimensional Learning of Linear Causal Networks via Inverse Covariance Estimation. *Journal of Machine Learning Research*, 15(88):3065–3105.
- [Nocedal and Wright, 2006] Nocedal, J. and Wright, S. J. (2006). *Numerical optimization*. Springer series in operations research. Springer, New York, 2nd ed edition. OCLC: ocm68629100.
- [Pearl, 2009] Pearl, J. (2009). *Causality: models, reasoning, and inference*. Cambridge University Press. Google-Books-ID: LLkhAwAAQBAJ.
- [Peters et al., 2017] Peters, J., Janzing, D., and Schölkopf, B. (2017). *Elements of causal inference: foundations and learning algorithms*.

Adaptive computation and machine learning series. The MIT Press, Cambridge, Massachusetts.

[Shapiro, 2000] Shapiro, A. (2000). On the asymptotics of constrained local M-estimators. *The Annals of Statistics*, 28(3):948–960.

[Stoica and Ng, 1998] Stoica, P. and Ng, C. (1998). On the Cramer-Rao bound under parametric constraints. *IEEE Signal Processing Letters*, 5(7):177–179.

[Wang, 1996] Wang, J. (1996). Asymptotics of least-squares estimators for constrained nonlinear regression. *The Annals of Statistics*, 24(3):1316–1326.

[Wooldridge, 2010] Wooldridge, J. M. (2010). *Econometric analysis of cross section and panel data*. MIT Press, Cambridge, Mass, 2nd ed edition. OCLC: ocn627701062.

[Zheng et al., 2018] Zheng, X., Aragam, B., Ravikumar, P., and Xing, E. P. (2018). DAGs with NO TEARS: Continuous Optimization for Structure Learning. *arXiv:1803.01422 [cs, stat]*. arXiv: 1803.01422.

[Zhu et al., 1997] Zhu, C., Byrd, R. H., Lu, P., and Nocedal, J. (1997). Algorithm 778: L-BFGS-B: Fortran subroutines for large-scale bound-constrained optimization. *ACM Transactions on Mathematical Software*, 23(4):550–560.

7 Supplementary material

Here we provide the proofs of the Lemmas in the paper.

Proof of lemma 1. We need to show the result of equation (5). Introduce $M = (I - ZW)^{-1}$.

The proof follows by a direct computation, using Lemma 5, and the assumption that $\tilde{\Sigma}$ is diagonal.

$$\begin{aligned}\gamma(W) &= \frac{\widetilde{\text{Cov}}_W[x, y]}{\widetilde{\text{Var}}_W[x]} \\ &= \frac{\sum_{i,j=1}^d M_{1j} M_{2i} \tilde{\Sigma}_{ij}}{\sum_{i,j=1}^d M_{1j} M_{1i} \tilde{\Sigma}_{ij}} \\ &= \frac{\sum_{i=1}^d M_{2i} \tilde{\Sigma}_{i1}}{\tilde{\Sigma}_{11}} \\ &= \frac{M_{21} \tilde{\Sigma}_{11}}{\tilde{\Sigma}_{11}} \\ &= M_{21}\end{aligned}$$

This completes the proof. \square

Proof of Lemma 5. Using Cramers rule $M_{1i} = \frac{1}{\det(I - ZW^\top)} C_{i1}$, where C is the cofactor matrix of $(I - ZW^\top)$.

By definition of a cofactor as plus/minus a minor, and that the first row of $(I - ZW^\top)$ is zero for all but the first element, C_{i1} is zero for $i > 1$, so $C_{i1} = \delta_{i1} C_{11}$

By Laplace expansion of $\det(I - ZW^\top)$ along the first row

$$\det(I - ZW^\top) = \sum_{k=1}^d (I - ZW^\top)_{1k} C_{1k} = C_{11}$$

We conclude $M_{1i} = \frac{1}{C_{11}} \delta_{i1} C_{11} = \delta_{1i}$

Proof of Lemma 6.

$$\begin{aligned}\frac{\partial(\gamma(W))}{\partial W_{i,j}} &= \frac{\partial(M_{21})}{\partial W_{i,j}} \\ &= \sum_{k,l=1}^d M_{2k} \frac{\partial(I - ZW^\top)_{kl}}{\partial W_{i,j}} M_{1l} \\ &= - \sum_{k,l=1}^d M_{2k} Z_{km} E_{lm}^{ij} M_{1l} \\ &= -(MZ)_{2j} M_{i1} \\ &= -([MZ \otimes M^\top])_{d+1, d(j-1)+i}\end{aligned}$$

The matrix E^{ij} is zero in every entry, except the i, j -entry. As an aside, we can note that this matrix has a compact name, $-([MZ \otimes M^\top]) = \frac{\partial \text{vec}(M^\top)}{\partial \text{vec } W}$. Armed with this expression and

$$\frac{\partial W_{i,j}}{\partial \theta_k} = L_{d(j-1)+i,k}$$

we can compute

$$\begin{aligned}[\nabla_\theta \gamma(\theta)]_k &= \sum_{i,j=1}^d \frac{\partial(\gamma(W))}{\partial W_{i,j}} \frac{\partial W_{i,j}}{\partial \theta_k} \\ &= -([MZ \otimes I] L)_{d+1,k}\end{aligned}$$

\square

Proof of Lemma 7. $\frac{\partial}{\partial A_{i,j}} \text{tr } A^k = k(A^{k-1})_{i,j}^\top$ by the product rule for derivation, and cyclicity of traces.

By series expansion and using the equation above $\frac{\partial}{\partial A_{i,j}} \text{tr } \exp[A] = (\exp[A])_{i,j}^\top$

We have that $\frac{\partial(W \odot W)_{k,l}}{\partial W_{i,j}} = 2W_{i,j} \delta_{i,k} \delta_{j,l}$ using the Kronecker delta symbol.

The chain rule for differentiation now says $\frac{\partial}{\partial W_{i,j}} \text{tr } \exp[W \odot W] = \sum_{k,l} \frac{\partial \text{tr } \exp[W \odot W]}{\partial (W \odot W)_{k,l}} \frac{\partial (W \odot W)_{k,l}}{\partial W_{i,j}} = 2W_{i,j} \frac{\partial \text{tr } \exp[W \odot W]}{\partial (W \odot W)_{i,j}} = 2W_{i,j} (\exp[W \odot W])_{i,j}^\top$

The rest is a matter of notation and differentiating a constant. \square

Proof of Lemma 8. The first point follows from the fact that for q being any matrix with a nonzero on the diagonal, $h(W + \varepsilon q) > 0 \quad \forall \varepsilon > 0$, even when $W \in \mathcal{W}$

The second point follows from the fact that $h(W) = 0$ iff W is the adjacency matrix of a DAG, \square

and positive scaling that matrix will not affect the cyclicity structure.

The third point: Consider the example $w = \begin{bmatrix} 0 & 1 \\ 0 & 0 \end{bmatrix}$. Then, $w, w^\top \in \mathcal{W}$, but $(w + w^\top)/2 \notin \mathcal{W}_0$, so \mathcal{W}_0 is nonconvex. Consider also an arbitrary matrix $W = \sum_{ij=1}^d w_{ij} E^{ij}$. It is a convex combination of the matrices E^{ij} , which all belong to \mathcal{W}_0 . Since W was arbitrary, all matrices are in the convex hull of \mathcal{W}_0 .

The last point needs some more work, and is detailed below.

We start with the forward implication. Since any DAG W is permutation similar to a strictly upper triangular matrix, $(\exp[W \odot W])^\top$ is permutation similar to a strictly lower triangular matrix, with the same similarity transformation. $\nabla h(W)$ is therefore permutation similar to the hadamard product between a strictly upper and a strictly lower triangular matrix, which must be the zero matrix.

For the the reverse implication, assume W is not a DAG, so it has some cycle of length K , and $1 \leq K \leq d$. Select i and j such that node i and j lies on that cycle and $W_{i,j} \neq 0$. One can go from node i to node j in 1 step, so one must be able to go from node j to node i in $K - 1$ steps. Therefore $(W \odot W)_{j,i}^{K-1} \neq 0$. This makes sure that the exponential factor in $\nabla h(W)$ has a nonzero i, j -entry.

$$[(\exp[W \odot W])^\top]_{i,j} = \sum_{k=0}^{\infty} \frac{[(W \odot W)^k]_{j,i}}{k!} \neq 0$$

$$\nabla h(W)_{i,j} = 2W_{i,j} [(\exp[W \odot W])^\top]_{i,j}$$

Since this is a product of two positive real numbers, we can conclude that $\nabla h(W) \neq 0$. \square

Proof of Lemma 9. Use the vec-trick $\text{tr}(A^\top Y^\top BX) = \text{vec}(Y)^\top [A \otimes B] \text{vec}(B)$, and find the objective.

$$\begin{aligned} \ell_\theta(v) &= \frac{1}{2} \|\Sigma^{-1/2} (I - \text{mat}(L\theta)^\top) v\|^2 \\ &= \frac{1}{2} \text{tr} \left[\Sigma^{-1} (\text{mat}(L\theta) - I)^\top v v^\top (\text{mat}(L\theta) - I) \right] \\ &= \frac{1}{2} (L\theta - \text{vec}(I))^\top [\Sigma^{-1} \otimes v v^\top] (L\theta - \text{vec}(I)) \end{aligned}$$

The rest is differentiation of a quadratic. \square