

Direct observation of swap cooling in atom-ion collisions

Amir Mahdian, Artjom Krüchow & Johannes Hecker Denschlag
*Institut für Quantenmaterie und Center for Integrated Quantum
 Science and Technology IQST, Universität Ulm, 89069 Ulm, Germany.*
 (Dated: June 12, 2022)

Collisions with cold particles can dissipate a hot particle's energy and therefore can be exploited as a cooling mechanism. Kinetics teaches us that cooling a particle down by several orders of magnitude typically takes many elastic collisions as each one only carries away a fraction of the collision energy. Recently, for a system comprising hot ions and cold atoms, a very fast cooling process has been suggested[1] where cooling over several orders of magnitude can occur in a single step. Namely, in a homo-nuclear atom-ion collision, an electron can resonantly hop from an ultracold atom onto the hot ion, converting the cold atom into a cold ion. Here, we demonstrate such swap cooling in a direct way as we experimentally observe how a single energetic ion loses energy in a cold atom cloud. In order to contrast swap cooling with sympathetic cooling, we perform the same measurements with a hetero-nuclear atom-ion system, for which swap cooling cannot take place, and indeed observe much different cooling dynamics. Ab initio numerical model calculations agree well with our measured data and corroborate our interpretations.

INTRODUCTION

Preparing cold ions is often a precondition for modern experiments in various scientific fields, ranging from ultracold chemistry[2] to quantum information processing[3]. While laser cooling opened up research in the ultracold regime[4], it is generally limited to the species with closed cycling transitions. Another method commonly used for cooling particles to subkelvin temperatures is collision-induced cooling, such as sympathetic cooling or buffer gas cooling [2, 5–9]. Besides the translational degrees of freedom, collisions can also cool internal degrees of freedom of molecules [10, 11]. Sympathetic cooling of a highly energetic particle to orders of magnitude lower kinetic energies typically requires many collisions. Because on average, each collision can only take away a small fraction of the energy. Swap cooling, by contrast, can bring about a cold ion in a single collision[1]. In order to lay out the swap cooling process, we consider a homo-nuclear atom-ion system. As the hot ion passes by a cold neutral atom at close proximity, the electron can resonantly hop from the atom onto the ion, while the energy and momentum exchange between the particles is negligible, (see Fig. 1). Thus, the former neutral atom has been turned into a cold ion. First indirect experimental evidence for swap cooling was recently observed in terms of an increased lifetime of Cs^+ ions in an ion trap when sympathetically cooled with an ultracold cloud of Cs atoms instead of Rb atoms[1, 12].

Here we present direct experimental evidence for swap cooling for a single $^{87}\text{Rb}^+$ ion as it crosses an ultracold cloud of neutral rubidium atoms. Our scheme allows for a deterministic measurement of the cooling probability of the ion after a chosen interaction time. We can perform our experiments in a regime where sympathetic cooling via elastic collisions is negligible and the obtained results are therefore attributed to swap cooling. Moreover, we

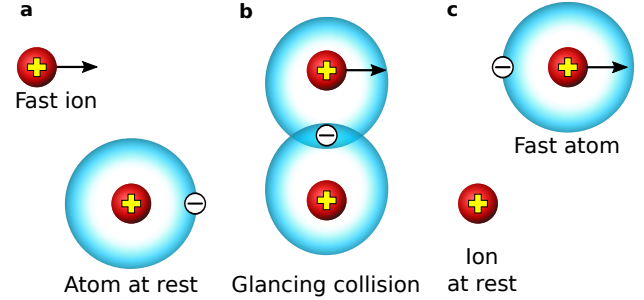


Fig. 1 | Scheme for swap cooling process **a**, A fast ion approaches a neutral parent atom at rest in a glancing collision. **b**, When the electron orbitals around the two nuclei overlap, a resonant charge exchange can take place. **c**, The new ion is now at rest to the extent that the transferred momentum during the collision is negligible.

investigate how swap cooling depends on the initial kinetic energy of the ion and find agreement with theoretical predictions. Furthermore, in order to highlight the difference between swap cooling and sympathetic cooling, we repeat the cooling experiments with a Ba^+ ion colliding with ultracold Rb atoms, a system for which swap cooling mechanism does not exist. As expected, we find that cooling a highly energetic Ba^+ ion, which can only take place via sympathetic cooling, is much slower than for Rb^+ . We carry out simulations for sympathetic and swap cooling and find good agreement with all our experimental data.

RESONANT CHARGE EXCHANGE COLLISIONS

In general, one can classify atom-ion collisions into two types: Langevin collisions and glancing collisions. A Langevin collision occurs when the impact parameter b is smaller than a critical value b_c which is a function of

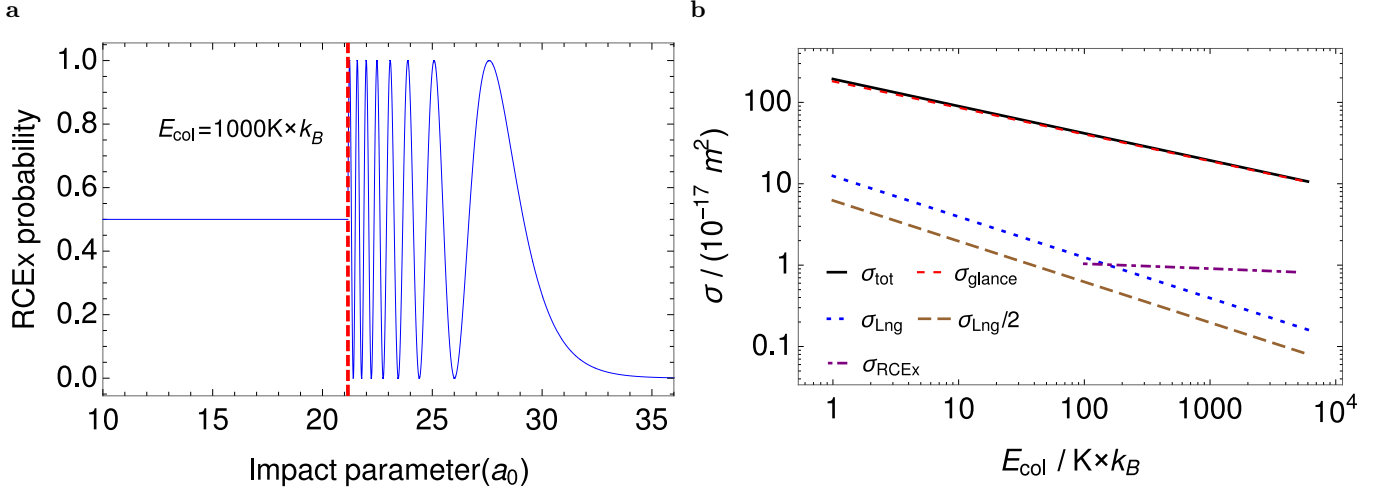


Fig. 2 | Resonant charge exchange, glancing collisions and Langevin collisions. **a**, The probability for RCEx in a Rb-Rb⁺ collision as a function of the impact parameter in a semi-classical picture. The vertical red dashed line marks the critical impact parameter (b_c) for the given collision energy $E_{col} = 1000 K \times k_B$. Swap cooling occurs when RCEx takes place for $b > b_c$. **b**, Cross sections for resonant charge exchange σ_{RCEx} , for Langevin collisions σ_{Lng} , for glancing collisions σ_{glance} , as well as for the total cross section $\sigma_{tot} = \sigma_{Lng} + \sigma_{glance}$, as a function of collision energy E_{col} . The RCEx cross section is plotted only within the range of validity of asymptotic theory (see text). For collision energies below about $100 K \times k_B$, σ_{RCEx} is essentially given by $\sigma_{Lng}/2$.

the collision energy E_{col} . In a classical picture, atom and ion fall onto each other in a spiralling motion and finally scatter from the inner-core repulsive potential with an isotropic angle distribution in the centre of mass frame. A glancing collision has $b > b_c$, the atom-ion distance remains on the order of b and generally only leads to small deflections. Resonant charge exchange (RCEx) can occur in both Langevin and glancing collisions. Figure 2a shows the probability for resonant charge exchange for a Rb⁺- Rb collision with a collision energy of $1000 K \times k_B$ in a semi-classical picture. The vertical red dashed line marks the critical impact parameter (b_c) for that particular collision energy E_{col} , defined in the centre of mass frame. For Langevin collisions, $b < b_c$, the electron has an equal chance to end up in each of the two identical (ionic) cores after the collision, which means the probability for charge transfer is 50 percent. For glancing collisions the asymptotic theory by Smirnov[13] is used to calculate the RCEx probability (see Appendix). For the given example of Rb, resonant charge transfer can occur for impact parameters of up to about $35 a_0$ where a_0 is the Bohr radius, leading to swap cooling.

Figure 2b shows calculated cross sections for resonant charge exchange σ_{RCEx} , for Langevin collisions σ_{Lng} , for the total cross section σ_{tot} , as well as for glancing collisions $\sigma_{glance} = \sigma_{tot} - \sigma_{Lng}$. Mathematical expressions for these cross sections can be found in the appendix. The cross section for RCEx is calculated by means of Smirnov's asymptotic theory which becomes less accurate at lower collision energies[13] and is, therefore, only shown for energies down to $100 K \times k_B$. In

fact, for lower collision energies, the critical impact parameter is $> 35 a_0$, so that the charge transfer can only happen via Langevin collisions. Since in a Langevin collision the probability for RCEx is $1/2$, the charge exchange cross section goes over to $\sigma_{RCEx} = \sigma_{Lng}/2$ for energies $E_{col} \approx 100 K \times k_B$ or below. We further note that since the scattering angle in a Langevin collision is distributed randomly, it is futile to distinguish between an elastic and a charge exchange process in Langevin collisions. Figure 2b shows that the cross section for glancing collisions σ_{glance} is much larger than the cross sections for Langevin collisions or for RCEx. Nevertheless, the only significant contribution of glancing collisions in collisional cooling is in the form of swap cooling as glancing collisions generally involve very small momentum and energy transfer. Summarizing the results of Fig. 2b, for collision energies in the range from several $mK \times k_B$ to about $100 K \times k_B$ the cooling process is dominated by Langevin collisions. For larger energies, swap cooling starts dominating the cooling process.

EXPERIMENTS AND RESULTS

We carry out our experiments as follows. We load either a single $^{138}\text{Ba}^+$ ion or a single $^{87}\text{Rb}^+$ ion into a linear Paul trap (see Appendix) and displace it from the trap centre by a variable, but well-defined distance in axial direction. We load an ultracold cloud of ^{87}Rb atoms into a crossed optical dipole trap which is positioned at the centre of the Paul trap. The cloud size is smaller

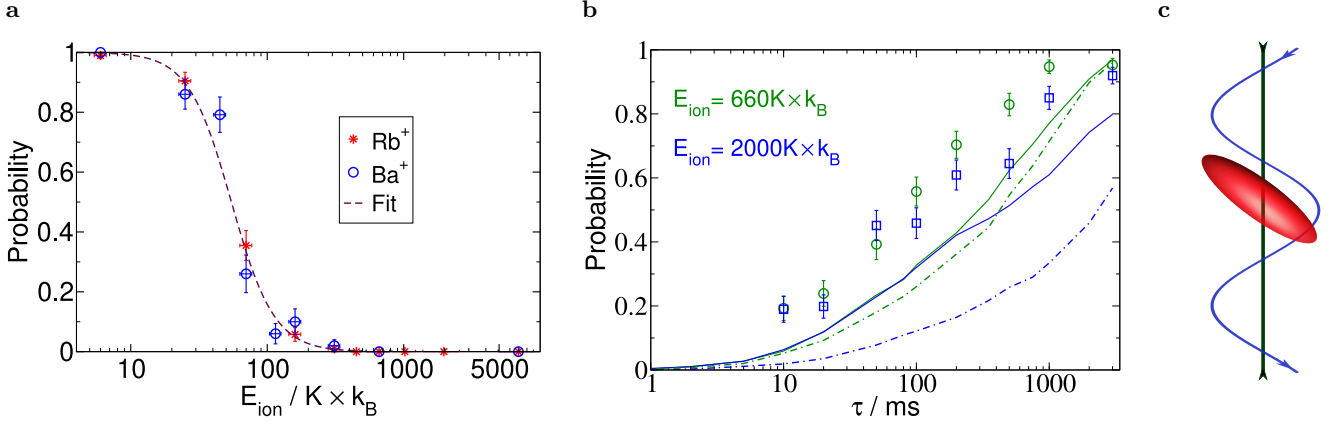


Fig. 3 | The ion's energy: detection scheme and evolution. **a**, Probability for a Ba^+ or a Rb^+ ion with energy E_{ion} to remain trapped after the ion trap depth in axial direction is lowered to a new value T_{low} . The dashed line is a fit to the experimental results (see text). **b**, Probability for a Rb^+ ion to be cooled below T_{low} as a function of the interaction time τ . Plot symbols (circle, squares) are experimental data for initial ion energies ($660 \text{ K} \times k_B$, $2000 \text{ K} \times k_B$), respectively. Each data point is extracted from 120 experimental runs. Solid lines are full MC simulations. Dash-dotted lines are MC simulations without charge transfer. **c**, A Langevin collision with large momentum transfer can change the ion's trajectory such that from then on it has strongly reduced overlap with the atom cloud. This can significantly slow down further cooling of the ion.

than the displacement of the ion, such that initially the ion cannot interact with the atoms. We then accelerate the ion towards the atoms by suddenly placing the centre of the trapping potential back to the position of the atom cloud (see Appendix). As a consequence the ion oscillates within the Paul trap along the axial direction, crossing periodically the cold atom cloud. The kinetic energy of the ion (E_{ion}) at the location of the atoms is initially precisely defined by the ion's initial displacement and by how fast the trap centre is placed back. E_{ion} can be tuned over several orders of magnitude, up to about $7000 \text{ K} \times k_B$. After a time τ during which the ion can collide with atoms, we lower the depth of the ion's trapping potential in axial direction to a value T_{low} (see Appendix for the details). The ion will then escape from the trap if its energy in axial direction is larger than T_{low} . Next, we detect whether the ion is still in the trap and therefore learn whether it has been collisionally cooled to an energy below T_{low} in axial direction. From many repetitions of the measurement we obtain the probability for cooling below this (somewhat soft [as explained below]) energy threshold within τ . In order to test and calibrate this method we carry out reference measurements where we probe an ion with a known initial energy E_{ion} . For this, all experimental settings are the same, except that there is no atom cloud present. Figure 3a shows these measurements for both Ba^+ and Rb^+ . The dashed line is a phenomenological fit of the form $y = 1/((E_{\text{ion}}/a)^b + 1)$ to the experimental data, where $a = 54 \text{ K} \times k_B$ and $b = 2.76$. The fact that the curve is not a step function but has 80%-20% width of about $60 \text{ K} \times k_B$ is mainly due to the fact that the turn-down of the trap potential is not fully

adiabatic and that it is not synchronized with the ions oscillatory motion. Nevertheless, Fig. 3a shows that once the ion has an axial energy lower than $50 \text{ K} \times k_B$, it will have a high probability to stay in the trap. Thus, the trap depth after lowering, T_{low} , is about $50 \text{ K} \times k_B$.

We now turn to the cooling experiments. Figure 3b shows the probability to cool a highly energetic Rb^+ ion down as a function of the interaction time τ . We show data of two different experiments, corresponding to an initial kinetic energy of the ion of $(660 \pm 65) \text{ K} \times k_B$, (green circles) and $(2000 \pm 300) \text{ K} \times k_B$ (blue squares). As expected, the cooling probability monotonically increases with τ . However, what might be surprising at first is that the cooling results for the two experiments are very similar, although their initial kinetic energies differ by almost a factor of three. This cannot be explained within standard sympathetic cooling - but is an indication of swap cooling as it can lead to a cold ion in a single step. Another curiosity is that cooling seems to slow down as time τ increases. Already at $\tau = 10 \text{ ms}$ about 20% of the ions have been cooled down. At that cooling rate one might expect to reach a cooled fraction of nearly 100% by about 150ms. However, in the experiments we only get close to this limit after about 2 s. The main explanation for this behaviour is as follows: If in a collision (e.g. a Langevin collision) the ion obtains a sizeable momentum kick in the radial direction, then there is a good chance that its new trajectory has a much smaller overlap with the atom cloud than before (see Fig. 3c). This drastically lowers the subsequent cooling rate. These scenarios are corroborated by Monte Carlo (MC) trajectory calculations for our experimental settings (solid and dash-dotted lines in

Fig. 3b). Details of the model are given in the Appendix. The solid lines in Fig. 3b are the full model, whereas the dash-dotted lines are a model without the RCEx process, i.e., without swap cooling. The model without swap cooling is inconsistent with the data as it clearly distinguishes between the two cases with different initial energies and predicts a much slower cooling rate, especially for the higher energy. The full model reproduces the overall behaviour of the measured data but seems to underestimate the cooling rate. This might be partially explained by systematic errors in the theory when applying it to our energy range. The theory by Smirnov is expected to be more accurate for keV collision energies and assumes the particle trajectories to be straight lines, which is probably not justified for our experiments.

In order to obtain an even clearer evidence for swap cooling, we look at the energy dependency of the cooling process. Furthermore, we compare cooling of a single $^{87}\text{Rb}^+$ ion with that of a single $^{138}\text{Ba}^+$ ion, for which RCEx, and therefore swap cooling, is absent. Figure 4 shows the probabilities for cooling each ion with an initial energy¹ E_{ion} to below $\approx T_{low}$ within 200 ms. For low initial energies of up to $200 \text{ K} \times k_B$ both ions have the same behaviour and are essentially completely cooled down within the 200 ms interaction time. This is not surprising as the dynamics of the system is described by the Langevin collisions in this range of energy. By increasing the initial energy E_{ion} , the probability for cooling below the threshold decreases for both species, as expected. However, the cooling efficiency differs progressively for the two species as E_{ion} gets larger. For Ba^+ the cooling probability essentially drops to zero for $E_{ion} = 7000 \text{ K} \times k_B$. This is simply explained by the fact that swap cooling does not exist for Ba^+ and the time τ is too short for sympathetic cooling to reach the $\approx 50 \text{ K}$ temperature threshold. For Rb^+ , however, the probability to cool down the ion is still above 40%. The red solid line is a full MC calculation for Rb^+ . The red dotted line is the MC calculation for Rb^+ without RCEx but including sympathetic cooling via elastic collisions. The blue solid line is the MC calculation for the sympathetic cooling of the Ba^+ ion. As expected, the last two are very similar apart from a small horizontal shift. The solid curves match the general trend of the experimental data quite well, which is consistent with our previous discussion.

CONCLUSION

The swap cooling process, demonstrated here for Rubidium, is based on a few very general principles and

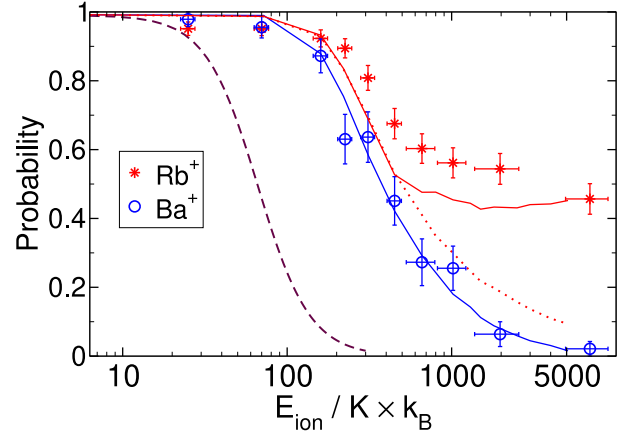


Fig. 4 | Cooling of Rb^+ and Ba^+ ions. Shown is the probability to cool an ion to below $\approx 50 \text{ K}$ within $\tau = 200 \text{ ms}$ with ultracold cloud of Rb atoms. The probability is plotted as a function of the ion's initial kinetic energy E_{ion} . The dashed line is the reference curve from Fig 3a. The solid lines are full MC simulations. The dotted red line is MC simulation without RCEx for a Rb^+ ion.

should therefore be a universal process in all homo-nuclear atom-ion collisions. Furthermore, it should even occur for molecules. Apart from the proof of principle, we expect the present work to be of practical value in applications, e.g. where ions with energies in the eV range need to be cooled down quickly. Swap cooling should play an important role in current cold atom-ion experiments, such as in [14] where a chemical reaction process was driven by cold Rb^+ ions and emitted hot ones. Swap cooling is then an efficient means to keep the reaction process going. Moreover, it is essential to take into account the RCEx in investigating the mobility of a charged particle in parent neutral particles[15].

APPENDIX

Preparation of the ultracold Rb clouds. The atoms are confined in a far off-resonant crossed optical dipole trap at a wavelength of 1064.5 nm with a trap depth of $10 \text{ } \mu\text{K} \times k_B$ and with trap frequencies of $\omega_{x,y,z} = 2\pi \times (24, 138, 145) \text{ Hz}$. Atom clouds are prepared differently for different purposes. Atom clouds that are used as coolant or as a means for ion detection typically consist of $N = 7 \times 10^4$ atoms. They are thermal ensembles with temperatures of about $T = 600 \text{ nK}$. Their cloud shape is Gaussian with a standard deviation of $\sigma_{x,y,z} \approx (48, 8.8, 8.4) \text{ } \mu\text{m}$, and with a peak density of $n = 1.3 \times 10^{12} \text{ cm}^{-3}$. Atom clouds that are used for producing the Rb^+ ions (see section ‘Preparation of single ions at mK-temperatures’) have a total atom number $N = 1.2 \times 10^6$ corresponding to peak densities higher than 10^{13} cm^{-3} . The initial temperature of these

¹ For Rb^+ $E_{ion} = 2 \times E_{col}$. For Ba^+ , assuming the Rb atom is at rest, $E_{ion} = m_{Ba}/m_{Red} \times E_{col} = 2.59 E_{col}$ where $m_{Red} = \frac{m_{Ba} m_{Rb}}{m_{Ba} + m_{Rb}}$ is the reduced mass in the two-body collision.

clouds is about $T = 510$ nK.

Ion trap configuration. We use a linear Paul trap[16] where radial confinement is achieved by driving the RF-electrodes with a radio-frequency of 4.21 MHz and axial confinement is obtained by applying static voltages of 7.6 V to the two endcap electrodes. The trap frequencies of a Ba^+ ion are $(\omega_{x,\text{Ba}}, \omega_{y,\text{Ba}}, \omega_{z,\text{Ba}}) = 2\pi \times (130, 131, 37.8)$ kHz, while for a Rb^+ ion they are $(\omega_{x,\text{Rb}}, \omega_{y,\text{Rb}}, \omega_{z,\text{Rb}}) = 2\pi \times (206, 208, 47.6)$ kHz. The depth of the Paul trap depends on the ion's mass but exceeds 1 eV for both ions.

Preparation of single ions at mK-temperatures.

We prepare a single mK-cold Rb^+ ion as follows. We produce an ultracold Rb cloud with a density of $n > 10^{13} \text{ cm}^{-3}$ in our dipole trap. Three-body recombination creates Rb_2 molecules within this cloud, a few of which are photo-ionized by our dipole trap laser in a resonant multi-photon ionization (REMPI) process[17]. In this way we produce Rb_2^+ molecular ions at an initial rate of about 0.5 s^{-1} . Subsequent inelastic collisions of these ionic molecules with cold Rb atoms, or photodissociation via the 1064 nm laser light produce Rb^+ ions. The Rb^+ ion will then have elastic collisions with Rb atoms which will decrease the density of the atoms by heating the cloud and kicking atoms out of the shallow trap. Therefore, the production rate of additional ions via three-body recombination quickly drops after the production of the first ion. As a consequence, with the proper settings of the experimental parameters we can prepare a single Rb^+ ion with more than 90 percent probability. In order to experimentally test whether we have created a single Rb^+ ion and to sympathetically cool it down to mK temperatures, we immerse the ion/ions for two seconds into a newly prepared Rb atom cloud with a comparatively low density of about 10^{12} cm^{-3} . We make use of ion-induced atom loss, in the same manner as explained in section ‘Detection of ions’, in order to determine the number of the ions in the trap. For our analysis, we only take into account experimental runs which initially had a single ion. If we need to prepare a single mK cold Ba^+ ion, instead of a Rb^+ ion, we use isotope-selective, resonant two-photon ionization of neutral Ba atoms passing through the centre of the Paul trap. Once produced, a Ba^+ ion is immediately trapped and laser cooled down to the Doppler cooling limit.

Setting the initial kinetic energy of the ion.

For setting the initial kinetic energy of the ion after it has been cooled to mK temperatures, the centre of the axial trapping potential of the Paul trap is adiabatically shifted by lowering the voltage of one of the endcap electrodes which leads to an adiabatic displacement of the ion. Afterwards, the voltage of the endcap is set

to its original value using a well-defined voltage ramp. This imparts a well defined kinetic energy to the ion as it swings back to the trap centre where the atom cloud is located. The ion then undergoes essentially undamped harmonic oscillations in the trap along the axial direction until the first collision with a cold Rb atom which can change the ion momentum appreciably.

In order to calibrate the ion's energy, we measure the initial displacement of the ion as a function of the applied voltages to the endcap electrodes. The mean displacement of the ion can be measured with an accuracy on the order of 1 percent via fluorescence imaging of the Ba^+ ion. Since the minimum of the trapping potential is independent of the mass, the displacement is identical for Rb^+ . The imparted energy to the ion is determined by solving the equation of motion numerically, making use of the known axial trapping potential and including a 30 V/m stray electric field. As a typical example, linearly ramping the voltage on the endcap electrode from 0.6 V back to 7.6 V in $9.4 \mu\text{s}$ imparts an energy of $2000 \pm 300 \text{ K} \times k_B$ to the ion.

Determining whether ions have been cooled down to $50 \text{ K} \times k_B$ or below.

We use a scheme which is rather simple and empirical but gives a clear semi-quantitative measure of whether the ion energy has been cooled down in axial direction to $\approx 50 \text{ K} \times k_B$ or below by the atom cloud. Right after the atom-ion interaction, we lower the voltages on the electrodes of the Paul trap and hold them at that level for 200 ms. The ramp-down in the axial direction is done by adiabatically decreasing the voltage on one of the endcap electrodes (from 7.6 V to around 100 mV) within 150 ms. We note that this process also shifts the trap centre in the axial direction, which in general leads to some heating of the ion. In parallel, we lower the RF amplitude in the radial direction from 156 V to 50 V within 150 ms. These are the lowest (experimentally determined) voltages so that ions which are mK-cold before the ramp are still trapped with unit probability after the ramp. We measure the probability of losing the ion after the lowering process as a function of its initial kinetic energy in the axial direction. These calibration measurements are shown in Fig. 3a. Losses in the radial direction should be negligible because the radial confinement is still comparatively large. Moreover, our simulations for large initial energies $> 1000 \text{ K} \times k_B$ indicate that after the 200 ms interaction time of our measurements, the ion's kinetic energy for the axial motion is typically still much larger than the one for the radial motion. Therefore, in this energy range the measured energy in axial direction should be quite representative of the overall energy of the ion.

Detection of ions. In order to detect how many ions are present in the Paul trap, we immerse them for two

seconds into a newly prepared Rb atom cloud with a density of about 10^{12} cm^{-3} and with a well-defined atom number of $(7 \pm 0.2) \times 10^4$. Due to their micromotion the ions induce loss in the atomic cloud as a result of elastic collisions which kick atoms out of the shallow dipole trap. We infer the ion number from a measurement of the atom loss [14]. However, in order to specifically detect a single Ba^+ ion we use a different method, where we perform intensive laser cooling by detuning the laser frequency 2.5 GHz to the red of the resonance and ramping it back in about 4s. We have checked that this procedure cools down even the hottest Ba^+ ions in our Paul trap with nearly 100 percent efficiency. Once the Ba^+ ion is cooled down we collect its fluorescence signal on a EMCCD camera within 100 ms.

Theoretical model for swap cooling. In the following we describe the semi-classical model for swap cooling in a homo-nuclear atom-ion collision. The long range atom-ion interaction is dominated by the attractive polarization potential [18] $V(r) = -C_4/(2r^4)$, where $C_4 = \alpha q^2/(4\pi\epsilon_0)^2$ is proportional to the static dipolar polarizability of the atom α , and q is the electron charge. $\alpha = 4\pi\epsilon_0 \times 47.4 \text{ \AA}^3$ for Rb [19]. For a given collision energy (E_{col}) in the centre of mass (COM) frame, a critical impact parameter $b_c = (2C_4/E_{col})^{1/4}$ can be defined. In a classical picture, a collision with impact parameter $b < b_c$ results in an inward spiralling trajectory, followed by a hard elastic or inelastic collision, and completed by an outward spiralling trajectory. The scattering angles for such a collision are uniformly distributed over the whole solid angle of 4π . This is called a Langevin collision and its cross section is $\sigma_{Lng} = \pi b_c^2 = \pi \sqrt{2C_4/E_{col}}$. Collisions with impact parameters $b > b_c$ generally lead to small deflections and are therefore called glancing collisions. They are of interest for the swap cooling process. For glancing collisions, the atom-ion separation stays finite and the two particles are scattered from each other with a deflection angle θ which is a function of the impact parameter b . For a $1/r^4$ potential the angle θ is given by [20],

$$\theta = \pi - 2\tilde{b}\sqrt{2}\sqrt{\tilde{b}^2 - \sqrt{\tilde{b}^4 - 1}} \times \mathcal{K}(2\tilde{b}^4 - 2\tilde{b}^2\sqrt{\tilde{b}^4 - 1} - 1) \quad (1)$$

where $\tilde{b} = b/b_c$ is the normalized impact parameter and

$$\mathcal{K}(y) = \int_0^{\pi/2} \frac{1}{\sqrt{1 - y \sin^2 x}} dx$$

is the complete elliptic integral of the first kind. In the following we consider the collision of an incident Rb^+ ion with a neutral Rb atom which is at rest in the lab frame. For an elastic collision the energy lost E_{loss} by the incident particle in the lab frame is equal to the energy E_{trans} transferred to the target particle which is initially

at rest. These energies can be expressed as a function of the scattering angle θ in the COM frame (see e.g. [20]),

$$E_{loss} = E_{trans} = E_{ion,i} \sin^2(\theta/2), \quad (2)$$

where $E_{ion,i}$ is the initial kinetic energy of incident ion. It is noteworthy that eq. (2) is merely a consequence of the conservation of momentum and energy. We now discuss the probability for resonant-charge-exchange in a collision. RCEx has been extensively studied theoretically [21–23] and has been experimentally investigated for collision energies ranging from eV to keV for different species, including Rubidium [24]. Here we use the impact parameter dependent charge exchange probability $P_{RCEx}(b)$ obtained from the asymptotic theory presented by Smirnov [13] which in atomic units reads,

$$P_{RCEx}(b) = \sin^2 \left(\frac{1}{v} \sqrt{\frac{\pi}{2\gamma}} A^2 \exp \left(-\frac{1}{\gamma} \right) b^{2/\gamma-1/2} \exp(-b\gamma) \right). \quad (3)$$

Here, v is the collision velocity (1 a.u. of velocity $= a_0 E_h / \hbar = 2.18769126364 \times 10^6 \text{ m s}^{-1}$), $\gamma = \sqrt{-2I}$ where I is the atomic ionization potential, A is the asymptotic coefficient determined by comparing the asymptotic wave function with that obtained from numerical calculations, and b is the impact parameter in the collision. We adopt the numerical values of $\gamma = 0.554$ and $A = 0.48$ for Rubidium from reference [13]. The total cross section σ_{RCEx} for resonant charge exchange is then,

$$\sigma_{RCEx} = \int_0^\infty 2\pi b db P_{RCEx}(b) \quad (4)$$

For swap cooling we are only interested in those charge transfer collisions that result in a cold enough ion. Therefore, we define the following swap cooling cross section,

$$\sigma_{swap}(b_{thr}) = \int_{b_{thr}}^\infty 2\pi b db P_{RCEx}(b). \quad (5)$$

This cross section depends on the threshold impact parameter $b_{thr} > b_c$. Every charge transfer collision with an impact parameter greater than b_{thr} produces a Rb^+ ion with a kinetic energy less than a maximal final energy $C_{thr} = E_{ion,i} \sin^2(\theta(b_{thr})/2)$ which follows from eqs. (1) and (2). All these collisions are accounted for in the swap cooling cross section (5). The calculated results for the swap cooling cross section are presented in Figure 5 for different maximal final energies C_{thr} . We also show the total resonant-charge-exchange cross section from eq. (4) which is a slowly varying function of the collision energy. It is worth noticing that the swap cooling cross section is enhanced by increasing the collision energy. This effect is even more pronounced for lower maximal energies (C_{thr}) of the ion after the collision.

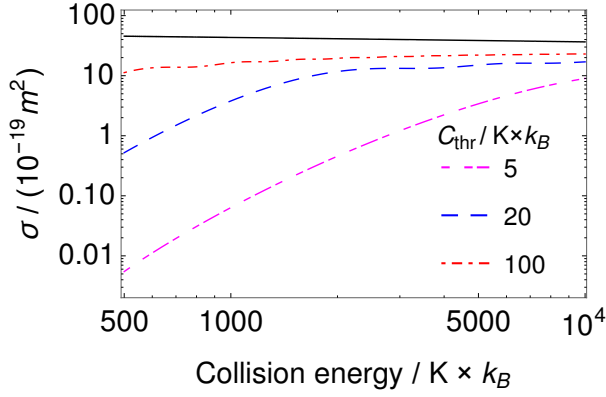


Fig. 5 | The RCEX and swap cooling cross sections for a Rb-Rb⁺ collision. The black curve is the calculated RCEX cross section using asymptotic theory[13]. Three different swap cooling cross sections are also presented for different maximal energies (C_{thr}) of the ion after the collision.

Description of the simulation. We have performed Monte Carlo trajectory calculations for the motion of the ion in the ion trap and its collisions with the ultracold Rb atoms. These collisions include Langevin collisions, resonant charge exchange collisions and elastic collisions. The simulation takes into account the settings of the experiment, such as the ion trap frequencies, the density distribution of the atomic cloud, and the ion's initial position and energy. We use the semiclassical elastic scattering cross section of reference [15] as a total cross section σ_{tot} for both elastic and charge transfer processes,

$$\sigma_{tot}(E_{col}) = \pi \left(\frac{\mu C_4^2}{\hbar^2} \right)^{1/3} \left(1 + \frac{\pi^2}{16} \right) E_{col}^{-1/3}. \quad (6)$$

The finite value of σ_{tot} effectively limits the impact parameter to $b \leq b_m = \sqrt{\sigma_{tot}/\pi}$. This is not a problem, since trajectories with larger impact parameters experience negligible angles of deflection and negligible energy transfers anyway. The rate for a collision is given by

$$\Gamma = n_{atom} \sigma_{tot} v, \quad (7)$$

where n_{atom} is the density of the atom cloud at the position of the ion, and v is the ion's velocity in the lab frame. The ultracold atoms are considered to be at rest. We follow the method in reference [25] for efficient time advance. Once a collision occurs we generate the impact parameter b via² $b = b_m \sqrt{N_{Rand}}$ where N_{Rand} is a random number drawn from a uniform distribution in the interval $[0 \dots 1]$. The impact parameter determines whether the collision is of the Langevin type or a glancing

collision. For a Langevin collision ($b < b_c$) the scattering angle θ in the centre of mass system is isotropically distributed. For the glancing collisions ($b_m > b > b_c$) which include both elastic and RCEX processes, the scattering angle θ is determined by eq. 1 and the transferred energy to the target particle (in the lab frame) is given by eq. 2. The probability for RCEX is calculated via eq. 3. The simulation runs until the total interaction time is reached. If the final energy of the ion in axial direction is smaller than a set threshold around $T_{low} = 50K \times k_B$, it will be counted as a cold ion which stays trapped in the Paul trap after the ramp down. In order to reproduce the finite energy resolution of the detection scheme (as shown in Fig. 3a) we generate a corresponding distribution of random numbers for the threshold in our simulation. In order to finally calculate the probability for the ion to stay trapped for a given T_{low} , we analyze typically 10000 MC runs and average over the trapping probability for all thresholds of the distribution.

During the Monte Carlo simulations the atom cloud density distribution is assumed to be constant. This is reasonable since atomic losses due to background collisions, heating and atom-ion collisions during the interaction time are negligible.

ACKNOWLEDGEMENTS

AM appreciates generous support from the European Commission under the Seventh Framework Programme FP7 GA 607491 COMIQ, as well as financial support from the SFB/TR21 graduate school program and from a DAAD Fellowship. The authors acknowledge further support through project A4 of SFB/TR21 of the Deutsche Forschungsgemeinschaft (DFG). The authors appreciate helpful support from J. Wolf, A. Mohammadi, and M. Deiß. JHD would like to thank Sadiq Rangwala for interesting discussions.

REFERENCES

- [1] Ravi, K., Lee, S., Sharma, A., Werth, G. & Rangwala, S. A. Cooling and stabilization by collisions in a mixed ion-atom system. *Nat. Commun.* **3**, 1126 (2012).
- [2] Willitsch, S., Bell, M. T., Gingell, A. D. Chemical applications of laser -and sympathetically- cooled ions in ion traps. *Phys. Chem. Chem. Phys.* **10**, 7200-7210 (2008).
- [3] Cirac, J. I. & Zoller, P. Quantum computations with cold trapped ions. *Phys. Rev. Lett.* **74**, 4091 (1995).
- [4] Ketterle, W. Nobel lecture: When atoms behave as waves: Bose-Einstein condensation and the atom laser. *Rev. Mod. Phys.* **74**, 1131-1151 (2002).

² This formula corresponds to the inverse of the integrated probability distribution $P(b) = \int_0^b dP = \int_0^b 2\pi b' db' / \sigma_{tot} = (b/b_m)^2$

- [5] Myatt, C. J. *et. al.* Production of two overlapping Bose-Einstein condensates by sympathetic cooling. *Phys. Rev. Lett.* **78**, 586 (1997).
- [6] Truscott, A. G. *et. al.* Observation of Fermi pressure in a gas of trapped atoms. *Science* **291**, 2570-2572 (2001).
- [7] Weinstein, J. D. *et. al.* Magnetic trapping of calcium monohydride molecules at millikelvin temperatures. *Nature* **395**, 148-150 (1998).
- [8] Sivarajah, I., Goodman, D. S., Wells, J. E., Narducci, F. A. & Smith, W. W. Evidence of sympathetic cooling of Na^+ ions by a Na magneto-optical trap in a hybrid trap. *Phys. Rev. A* **86**, 063419 (2012).
- [9] Doret, S. C., Connolly, C. B., Ketterle, W. & Doyle, J. M. Buffer-gas cooled Bose-Einstein condensate. *Phys. Rev. Lett.* **103**, 103005 (2009).
- [10] Hansen, A. K. *et. al.* Efficient rotational cooling of Coulomb-crystallized molecular ions by a helium buffer gas. *Nature* **508**, 76-79 (2014).
- [11] Rellergert, W. G. *et. al.* Evidence for sympathetic vibrational cooling of translationally cold molecules. *Nature* **495**, 490-494 (2013).
- [12] Dutta, S. & Rangwala, S. A. Cooling of trapped ions by resonant charge exchange. *Phys. Rev. A* **97**, 041401(R) (2018).
- [13] Smirnov, B. M. Atomic structure and the resonant charge exchange process. *Physics-Uspekhi* **44**, 221-253 (2001).
- [14] Härter, A. *et. al.* Single ion as a three-body reaction center in an ultracold atomic gas. *Phys. Rev. Lett.* **109**, 123201 (2012).
- [15] Côté, R. & Dalgarno, A. Ultracold atom-ion collisions. *Phys. Rev. A* **62**, 012709 (2000).
- [16] Schmid, S., Härter, A., Frisch, A., Hoinka, S. & Hecker Denschlag, J. An apparatus for immersing trapped ions into an ultracold gas of neutral atoms. *Rev. Sci. Instrum.* **83**, 053108 (2012).
- [17] Härter, A. *et. al.* Population distribution of product states following three-body recombination in an ultracold atomic gas. *Nat. Phys* **9**, 512-517 (2013).
- [18] Vogt, E. & Wannier, G. H. Scattering of ions by polarization forces. *Phys. Rev.* **95**, 1190 (1954).
- [19] Schwerdtfeger, P. & Nagle, J. K. 2018 Table of static dipole polarizabilities of the neutral elements in the periodic table. *Molecular Physics* **117:9-12**, 1200-1225 (2019).
- [20] Goldstein, H., Poole, C. P. & Safko, J. L. *Classical Mechanics*. 3rd edn, (Addison Wesley, 2001).
- [21] Smirnov, B. M. Resonance charge exchange in slow collisions. *JETP* **19**, 692 (1964).
- [22] Jakubaša-Amundsen, D. H. Theoretical models for atomic charge transfer in ion-atom collisions. *Int. J. Mod. Phys. A* **4**, 769-844 (1989).
- [23] Bransden, B. H. Charge exchange in ion-atom collisions. *Contemp. Phys* **31**, 19-31 (1990).
- [24] Perel, J., Vernon, R. H. & Daley, H. L. Measurement of Cesium and Rubidium charge-transfer cross sections. *Phys. Rev.* **138**, A937 (1965).
- [25] Zipkes, C., Ratschbacher, L., Sias, C. & Köhl, M. Kinetics of a single trapped ion in an ultracold buffer gas. *New J. Phys.* **13**, 053020 (2011).