

Non-linear State-space Model Identification from Video Data using Deep Encoders

Gerben I. Beintema* Roland Toth*** Maarten Schoukens*

* *Department of Electrical Engineering, Eindhoven University of Technology, 5600 MB, Eindhoven, The Netherlands (e-mails: g.i.beintema@tue.nl, r.toth@tue.nl, m.schoukens@tue.nl).*

*** *Systems and Control Laboratory, Institute for Computer Science and Control, Kende u. 13-17, H-1111 Budapest, Hungary.*

Abstract: Identifying systems with high-dimensional inputs and outputs, such as systems measured by video streams, is a challenging problem with numerous applications in robotics, autonomous vehicles and medical imaging. In this paper, we propose a novel non-linear state-space identification method starting from high-dimensional input and output data. Multiple computational and conceptual advances are combined to handle the high-dimensional nature of the data. An encoder function, represented by a neural network, is introduced to learn a reconstructability map to estimate the model states from past inputs and outputs. This encoder function is jointly learned with the dynamics. Furthermore, multiple computational improvements, such as an improved reformulation of multiple shooting and batch optimization, are proposed to keep the computational time under control when dealing with high-dimensional and large datasets. We apply the proposed method to a video stream of a simulated environment of a controllable ball in a unit box. The simulation study shows low simulation error with excellent long term prediction for the obtained model using the proposed method.

Keywords: Non-linear State-Space Modelling, Deep Learning, Pixels, Multiple Shooting.

1. INTRODUCTION

Systems with high dimensional inputs and outputs (i.e. large-scale systems) are ever more prevalent due to the increased presence of, for instance, high-resolution video cameras, PDE simulations, system networks, and medical imaging devices. Hence, the identification of flexible models and methods for modelling nonlinear large-scale systems is of the essence. However, currently, this is a challenging task due to the curse of dimensionality and the difficulty of modelling nonlinearities that are encountered in these systems (Moerland et al., 2020).

There is extensive literature available for linear state-space model identification for large-scale systems such as subspace methods (Van Overschee and De Moor, 2012), expectation-maximization (Gibson and Ninness, 2005), and PCA or CCA (Katayama, 2006). However, non-linear state-space identification for large-scale systems is currently an open problem.

Recent results for non-linear state-space identification present considerable advances in, polynomial state-space models (Decuyper et al., 2020) and artificial neural networks based state-space models (Schoukens and Toth, 2020; Masti and Bemporad, 2018). Furthermore, parameter estimation methods for non-linear state-space models have improved considerably by the introduction of the multiple shooting method with considerable theoretical (Ribeiro et al., 2019) and practical results (Decuyper et al., 2020). These models and estimation methods have yet to be analysed and developed for large-scale systems.

One successful approach to identify non-linear large-scale systems combines a non-linear autoencoder for dimension reduction with an multiple input multiple output (MIMO) NARX model (Wahlström et al., 2015b) (this approach will be referred to as “IO autoencoder” within this paper). The IO autoencoder approach outperforms linear identification methods and allows for model predictive control (Wahlström et al., 2015a). However, a MIMO NARX model is considerably more difficult to interpret and to use for controller design than non-linear state-space models. The complexity of a MIMO NARX model also rapidly increases for growing dynamical complexity. Furthermore, the NARX model structure often degrades in performance when used for simulation.

The aim of this paper is to develop an encoder-informed non-linear state-space identification approach that can efficiently process high-dimensional input-output data. To this end this paper combines *i)* non-linear state-space models parameterized as artificial neural networks, *ii)* a non-linear encoder together with *iii)* an improved formulation of the multiple shooting method utilizing batch optimization. Here the non-linear encoder enables the identification of large-scale systems. The proposed method only requires a single loss function, obtains state-of-the-art results using randomly initialized model parameters and allows for simulation error minimization.¹

The paper is structured as follows: Section 2 provides an overview of the proposed method, Section 3 shows

¹ Code available at <https://github.com/GerbenBeintema/SS-encoder-video>

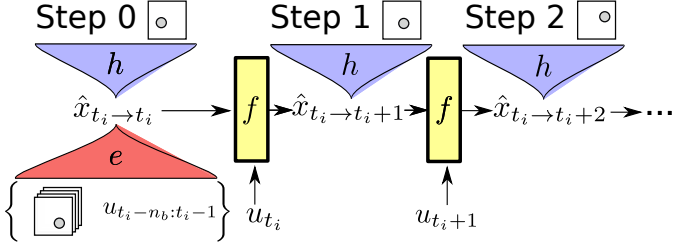


Fig. 1. The proposed non-linear state-space model estimation method of the state-space encoder where the initial state $\hat{x}_{t_i \rightarrow t_i}$ is estimated by an encoder function e based on previous measured input samples and output frames.

the application of the proposed method to a numerical example followed by a discussion in Section 4.

2. THE STATE-SPACE ENCODER METHOD

2.1 Model structure

We aim to estimate the following discrete-time state-space model:

$$\hat{x}_{t+1} = f_\theta(\hat{x}_t, u_t), \quad (1a)$$

$$\hat{y}_t = h_\theta(\hat{x}_t), \quad (1b)$$

with $t \in \mathbb{Z}$ the time index, $\hat{y}_t \in \mathbb{R}^{n_x \times n_y}$ the model output, y_t the system output, $\hat{x}_t \in \mathbb{R}^{n_x}$ the internal model state, $u_t \in \mathbb{R}^{n_u}$ the input, θ the model parameters and f_θ and h_θ the state and output function. Artificial Neural Networks (ANN) are used to represent f_θ and h_θ as they have excellent approximation properties for high-dimensional functions (Barron, 1993). We assume that the measured data is generated by a system contained within this model class: $y_t = h_{\theta_0}(x_t, u_t) + v_t$ and $x_{t+1} = f_{\theta_0}(x_t, u_t)$, where a possibly coloured, additive zero-mean finite-variance noise source $v_t \in \mathbb{R}^{n_y}$ is assumed to be present at the system output.

2.2 Parameter estimation

Most commonly, non-linear state-space models with an OE noise structure are estimated by minimizing the simulation loss (i.e. $V_{\text{sim}}(\theta) \sim \sum_t \|h_\theta(x_t) - y_t\|_2^2$), however, the computational cost scales linearly with the number of samples $O(N_{\text{samples}})$.

To improve the scalability of the proposed method with the length of the dataset, the proposed loss function is constructed by summing over N sub-sections with starting indices t_i and length $T + k_0 + 1$, similar to the multiple shooting method (Ribeiro et al., 2019), as:

$$V_{\text{encoder}}(\theta) = \frac{1}{2N(T+1)} \sum_{i=1}^N \sum_{k=k_0}^{T+k_0} \|\hat{y}_{t_i \rightarrow t_i+k} - y_{t_i+k}\|_2^2, \quad (2a)$$

$$\hat{y}_{t_i \rightarrow t_i+k} := h_\theta(\hat{x}_{t_i \rightarrow t_i+k}), \quad (2b)$$

$$\hat{x}_{t_i \rightarrow t_i+k+1} := f_\theta(\hat{x}_{t_i \rightarrow t_i+k}, u_{t_i+k}), \quad (2c)$$

$$\hat{x}_{t_i \rightarrow t_i} := e_\theta(y_{t_i-n_a:t_i-1}, u_{t_i-n_b:t_i-1}), \quad (2d)$$

where $x_{t_i \rightarrow t_i+k}$ indicates k recursive uses of f_θ to calculate the state as:

$$\hat{x}_{t_i \rightarrow t_i+k} = f_\theta(f_\theta(\dots f_\theta(\hat{x}_{t_i \rightarrow t_i}, u_{t_i}), \dots, u_{t_i+k-2}), u_{t_i+k-1}).$$

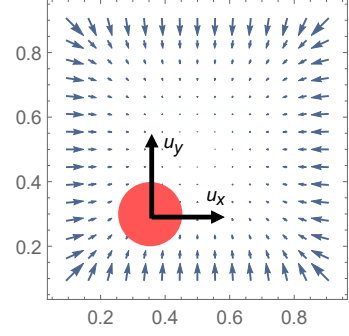


Fig. 2. The considered numerical environment that consists of a ball contained within a square unit box by strong non-linear repulsive forces near the four boundaries and background friction. The actuation chosen by the user is done by applying forces on the ball in both directions and the video output consists of a 25 by 25 pixels array per frame.

The initial state $\hat{x}_{t_i \rightarrow t_i}$ is given by an encoder function e_θ based on the previous input and output samples $u_{t-n_b:t-1} \in \mathbb{R}^{n_u \cdot n_b}$ and $y_{t-n_a:t-1} \in \mathbb{R}^{(n_x \times n_y) \cdot n_a}$. We call the proposed method the state-space encoder method. It is graphically presented in Figure 1. Just like the state and output functions f_θ and h_θ , the encoder function e_θ is represented as an ANN to ensure excellent approximation properties for when dealing with high-dimensional data (Barron, 1993).

The proposed method resolves some of the shortcomings of the parametric start method (Decuyper et al., 2020) (i.e. $\hat{x}_{t_i \rightarrow t_i}$ is introduced as a parameter of the model) for it has a fixed model complexity whereas the parametric start scales linearly with the number of sections. Moreover, the encoder can act as an observer even on unseen data which, for instance, can jump-start simulations with the approximately correct internal state and aid in control.

Furthermore, due to the independence of the loss function on each section, the proposed method allows for *i*) computational speedup by utilizing modern parallelization methods and *ii*) the utilization of batch optimization methods. The batch formulation of the state-space encoder method is obtained by summing not over all sections, but only a subset \mathcal{B} as

$$V_{\text{batch}}(\theta) = \frac{1}{2N_{\text{batch}}(T+1)} \sum_{i \in \mathcal{B}} \sum_{k=k_0}^{T+k_0} \|\hat{y}_{t_i \rightarrow t_i+k} - y_{t_i+k}\|_2^2, \quad (3a)$$

$$\mathcal{B} \subset \{1, 2, \dots, N\}. \quad (3b)$$

This reformulation can utilize modern powerful batch optimization algorithms developed by the machine learning community (e.g. Adam (Kingma and Ba, 2014)). Furthermore, utilizing the batch formulation only requires the data to be partially loaded which can be necessary for large data sets of large-scale systems where memory constraints play an essential role.




Fig. 3. Output frames of both the measured output of the systems and the simulated outputs of the state-space encoder method for different instances of time in the test set. (Supplementary Video: https://youtu.be/L_zCwzpMZUc)




Fig. 4. Similar to Figure 3 but with added noise to the camera output of a noise to signal ratio of $a = 100\%$. It can be seen that the identified non-linear state-space model is able to correctly identify the system and reduce the noise to a negligible level. (Supplementary Video: <https://youtu.be/kPXVluTZ-i0>)

3. NUMERICAL EXPERIMENTS

3.1 Simulated Environment

As an example of a large-scale system, we consider a simulated environment with a camera of 25 by 25 pixels pointed at a ball which can move within a unit box graphically shown in Figure 2. This environment can be interpreted physically as a ball in a concave square cup which can be tilted at different angles to force the ball to move and a camera observing the situation from above. More precisely we consider the following non-linear ODE for the dynamics of the ball

$$\ddot{p}_x = \beta \left(\frac{1}{p_x^2} - \frac{1}{(1-p_x)^2} \right) - \gamma \dot{p}_x + k u_x \quad (4a)$$

$$\ddot{p}_y = \beta \left(\frac{1}{p_y^2} - \frac{1}{(1-p_y)^2} \right) - \gamma \dot{p}_y + k u_y \quad (4b)$$

where (p_x, p_y) is the position of the ball, (u_x, u_y) the external forces bounded by $-1 \leq u_x \leq 1$ and $-1 \leq u_y \leq 1$, $\beta = 1/200$, $\gamma = 0.79$, $k = 1/4$, an initial position of $p_x(0) = p_y(0) = 0.5$ with zero initial velocity. We discretize time by integrating the system with the time step $\Delta t = 0.3$ using the RK4 scheme and the zero-order hold condition for the actuation.

To calculate the pixel intensity at a position X, Y we use the following non-linear equation

$$\text{pixel}(X, Y) = \max \left(0, 1 - \frac{(X - p_x)^2 + (Y - p_y)^2}{r^2} \right) + v. \quad (5)$$

where $r = 0.25$ and v a noise term. The video image y_t is obtained by sampling this continuous image in a uniform $n_X = 25$ by $n_Y = 25$ grid ranging from 0 to 1 in both directions.

We perform three separate experiments where the inputs are sampled from a uniform distribution $u_x, u_y \sim \mathcal{U}(-1, 1)$

keeping with the constraints. The three experiments are i) a noisy training set of size 30,000, ii) a noisy validation set of size 5000 and iii) a noiseless test set of size 5000 frames. Multiple instances of the same training and validation data are created with different amplitudes of added Gaussian noise as $v \sim \mathcal{N}(0, \sigma_y a)$ over each image where a is the noise to signal ratio and $\sigma_y = 0.204$ the standard deviation of the test set.

3.2 State-space encoder approach

We implement the state-space encoder as follows; we utilize the same feedforward neural network structure for e_θ , f_θ and h_θ consisting of a two hidden layer neural network, 64 nodes per layer, tanh activation and a linear bypass. The parameters are initialized by sampling the uniform distribution $\mathcal{U}(-\sqrt{k}, \sqrt{k})$ with $k = 1/\sqrt{n_{\text{in}}}$ where n_{in} is the number of inputs to the layer. The images are flattened into $25 \cdot 25 = 625$ vectors for both the input of the encoder and the output of h_θ .

We choose the following state-space encoder hyperparameters of $n_x = 6$, $k_0 = 0$, $T = 50$, $n_a = n_b = 5$. The state dimension n_x is chosen deliberately a bit larger than the minimal state dimension of 4 for we noticed that the optimization is significantly faster (by approximately 25%) and more consistent. We suspect the mechanism behind this is similar to immersion which reduces the complexity of the required functions by increasing the state dimension (Ohtsuka, 2005). Furthermore, the multiple shooting starting indices t_i are allowed to be every possible value within the range of the training set. For training, the Adam batch optimization method (Kingma and Ba, 2014) is used with the default learning rate of $\alpha = 10^{-3}$ and a batch size of 256. After each epoch, the simulation error is calculated on the validation set and the current model is saved if a new lowest simulation loss has been achieved. Furthermore, we normalize both the inputs and outputs

Table 1. The NRMS simulation error on the noiseless test set for different levels of noisy training data.

Noise Level a	IO autoencoder (Wahlström et al., 2015b)	State-space Encoder (Proposed Method)
0%	7.35%	6.57%
5%	7.61%	7.07%
20%	8.56%	7.55%
50%	12.20%	7.90%
100%	14.04%	9.40%

by subtracting the mean and dividing by the standard deviation, this improves performance and training time.

The obtained results of the method proposed in this paper are compared with a reproduction of the IO autoencoder (Wahlström et al., 2015b) approach which is implemented utilizing the same neural network structure and as similar as possible hyperparameters (i.e. $n_z = n_x = 6$, $n = n_a = n_b = 5$).

3.3 Results

We applied the state-space encoder method on the ball-in-box simulated camera system as mentioned in the previous section. The performance of the state space encoder can be compared visually by observing the output frames of a simulation run on the test set as seen in Figure 3 for the zero noise case. The difference is minimal for most instances of time which suggest that our proposed method can accurately find a non-linear state-space model of order 6 for this system. Moreover, For the case with additive measurement noise the proposed method is still able to successfully model the system as shown in Figure 4.

Quantitatively the proposed method has an NRMS simulation error lower than the IO autoencoder method as can be seen in Table 1 (the NRMS error is obtained by dividing the RMS error by the standard deviation of the test set $\sigma_y = 0.204$). In the same table, it can be seen that even relatively high values of noise a only marginally decrease the performance of the proposed method whereas the IO autoencoder degrades significantly faster. We suspect that this difference is due to the OE noise structure present in the considered system.

However, looking closely at the simulations on the test set shows instances of time where the error becomes relatively high. This can also be observed in the root mean square

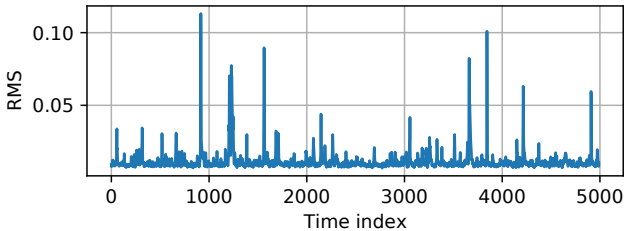


Fig. 5. The root mean square error of a single output frame over time (i.e. $\|y_t - \hat{y}_t\|_2 / \sqrt{n_X n_Y}$) of the state-space encoder applied on the test set. The large spikes are instances where the model is used in regions of the state-space where no training data is present.

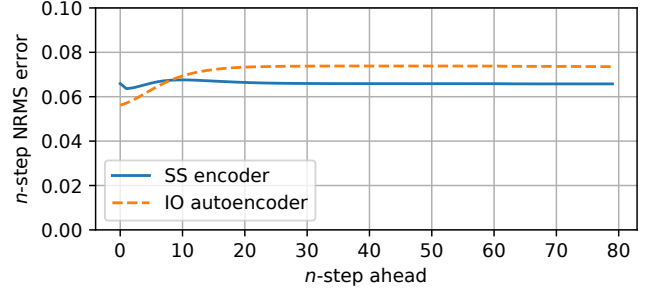


Fig. 6. The n -step NRMS error (Eq. (6)) on the test set which shows improved long term prediction of the state-space encoder of the IO auto-encoder.

error of a single output frame over time as in Figure 5 where there are spikes of high simulation error go up to ten times the average. After close inspection, we found that these spikes appeared when the model was used in regions where there was little to no training data available and hence requiring extrapolation. This can be resolved by having larger training sets or using input design methods which aim to fill the state-space more efficiently (Heinz and Nelles, 2017).

Lastly, to measure the effectiveness of the encoder and validate the chosen hyperparameters of the encoder method we use the n -step NRMS. This is the expected normalized n -steps ahead prediction error after the encoder presumed state estimate. More formally:

$$\text{NRMS}_n = \frac{\sqrt{1/M \sum_{i=1}^M (\hat{y}_{t_i \rightarrow t_i+n} - y_{t_i+n})^2}}{\sigma_y}. \quad (6)$$

This quantity is shown in Figure 6 where the average is taken over all the possible starting indices t_i of the test set. For the state-space encoder method, the n -step NRMS is almost a straight line which indicates that the encoder is able to estimate the initial state accurately with these hyperparameters, whereas, the IO autoencoder degrades slightly in performance for increasing n which is typical for the NARX model structure as it minimizes the one step ahead prediction error.

4. DISCUSSION

This paper proposed a novel method to effectively identify non-linear state-space models for large-scale systems. The proposed method utilizes a state-space encoder, a reformulation of the multiple shooting method which allows for the batch optimization to be used. This results in a optimization approach that scales well for increasing input-output dimensionality and data set length. The method was able to identify with high accuracy a numerical environment using a video stream of a ball with non-linear dynamics while being minimally affected by increased levels of noise. This was achieved without explicitly modelling the dynamics of the ball and purely learning from pixels and force inputs. Applications of this method to physical systems and a detailed theoretical analysis are subject to future work.

REFERENCES

- Barron, A.R. (1993). Universal approximation bounds for superpositions of a sigmoidal function. *IEEE Transactions on Information Theory*, 39(3), 930–945. doi: 10.1109/18.256500.
- Decuyper, J., Runacres, M.C., Schoukens, J., and Tiels, K. (2020). Tuning nonlinear state-space models using unconstrained multiple shooting. In *Tuning nonlinear state-space models using unconstrained multiple shooting*. Eindhoven University of Technology.
- Gibson, S. and Ninness, B. (2005). Robust maximum-likelihood estimation of multivariable dynamic systems. *Automatica*, 41(10), 1667–1682.
- Heinz, T.O. and Nelles, O. (2017). Iterative excitation signal design for nonlinear dynamic black-box models. *Procedia Computer Science*, 112, 1054 – 1061. doi: <https://doi.org/10.1016/j.procs.2017.08.112>.
- Katayama, T. (2006). *Subspace methods for system identification*. Springer Science & Business Media.
- Kingma, D.P. and Ba, J. (2014). Adam: A method for stochastic optimization. *arXiv preprint arXiv:1412.6980*.
- Masti, D. and Bemporad, A. (2018). Learning nonlinear state-space models using deep autoencoders. In *2018 IEEE Conference on Decision and Control (CDC)*, 3862–3867. IEEE.
- Moerland, T.M., Broekens, J., and Jonker, C.M. (2020). Model-based reinforcement learning: A survey. *arXiv preprint arXiv:2006.16712*.
- Ohtsuka, T. (2005). Model structure simplification of nonlinear systems via immersion. *IEEE transactions on automatic control*, 50(5), 607–618.
- Ribeiro, A.H., Tiels, K., Aguirre, L.A., and Schön, T.B. (2019). The trade-off between long-term memory and smoothness for recurrent networks. *arXiv preprint arXiv:1906.08482*.
- Schoukens, M. and Toth, R. (2020). On the initialization of nonlinear lfr model identification with the best linear approximation. *arXiv preprint arXiv:2004.05040*.
- Van Overschee, P. and De Moor, B. (2012). *Subspace identification for linear systems: Theory—Implementation—Applications*. Springer Science & Business Media.
- Wahlström, N., Schön, T.B., and Deisenroth, M.P. (2015a). From pixels to torques: Policy learning with deep dynamical models. *arXiv preprint arXiv:1502.02251*.
- Wahlström, N., Schön, T.B., and Deisenroth, M.P. (2015b). Learning deep dynamical models from image pixels. *IFAC-PapersOnLine*, 48(28), 1059–1064.