

Bayesian Learning for Deep Neural Network Adaptation

Xurong Xie, Xunying Liu, *Member, IEEE*, Tan Lee, *Member, IEEE*, Lan Wang, *Member, IEEE*

Abstract—A key task for speech recognition systems is to reduce the mismatch between the training and evaluation data that is often attributable to speaker differences. To this end, speaker adaptation techniques play a vital role to reduce the mismatch. Model-based speaker adaptation approaches often require sufficient amounts of target speaker data to ensure robustness. When the amount of speaker level data is limited, speaker adaptation is prone to overfitting and poor generalization. To address the issue, this paper proposes a full Bayesian learning based DNN speaker adaptation framework to model speaker-dependent (SD) parameter uncertainty given limited speaker specific adaptation data. This framework is investigated in three forms of model based DNN adaptation techniques: Bayesian learning of hidden unit contributions (BLHUC), Bayesian parameterized activation functions (BPAct), and Bayesian hidden unit bias vectors (BHUB). In all three Bayesian adaptation methods, deterministic SD parameters are replaced by latent variable posterior distributions to be learned for each speaker, whose parameters are efficiently estimated using a variational inference based approach. Experiments conducted on 300-hour speed perturbed *Switchboard* corpus trained LF-MMI factored TDNN/CNN-TDNN systems featuring i-vector speaker adaptation suggest the proposed Bayesian adaptation approaches consistently outperform the adapted systems using deterministic parameters on the *NIST Hub5'00* and *RT03* evaluation sets in both unsupervised test time speaker adaptation and speaker adaptive training. In particular, when using only the first five utterances from each speaker as the adaptation data, statistically significant word error rate (WER) reductions up to 1.4% absolute (7.2% relative) were obtained on the *CallHome* subset. The efficacy of the proposed Bayesian adaptation techniques is further demonstrated in a comparison against the state-of-the-art performance obtained on the same task using the most recent hybrid and end-to-end systems reported in the literature. Conducted on this *Switchboard* task, our best CNN-TDNN system applying the proposed BLHUC adaptation achieves the state-of-the-art performance with 10.7% WER on the *RT03* evaluation set.

Index Terms—Bayesian learning, adaptation, LHUC, TDNN, *Switchboard*

I. INTRODUCTION

In recent decades the performance of automatic speech recognition (ASR) systems have been significantly improved with the successful application of deep learning techniques. In the conventional deep neural network-hidden Markov models (DNN-HMMs) based hybrid ASR systems [1], [2], artificial

neural networks are used to estimate the conditional probabilities of HMM states given acoustic features. In these systems, word sequences are transformed into phoneme sequences using a pronunciation lexicon. The resulting phoneme sequences are modeled by HMMs representing phonetic units. In order to sufficiently model long range temporal contexts and spectral characteristics of continuous speech, advanced forms of DNNs including convolutional neural networks (CNNs) [3], [4], time-delay neural networks (TDNNs) [5], recurrent neural networks (RNNs) [6] and their long short-term memory variants [7] as well as self-attention [8] are widely used in current hybrid DNN-HMM systems. In order to reduce the mismatch between the conventional frame level cross-entropy (CE) based loss function and recognition error rate normally measured at word level over a sentence, sequence level training criteria based on maximum mutual information (MMI) [9], minimum phone error (MPE) [10], segmental minimum Bayes-risk (sMBR) [11], or lattice-free MMI (LF-MMI) [12] can be used to further improve the performance of hybrid ASR systems.

More recently there has also been a significant trend in the speech technology field moving from hybrid HMM-DNN system architecture to an all neural end-to-end (E2E) modeling paradigm. E2E systems represented by connectionist temporal classification (CTC) [13], RNN transducers (RNN-T) [14], listen, attend and spell (LAS) [15] or encoder-decoder with attention (AED) [16], LF-MMI [17] and transformers [18], utilize a single DNN model transforming an input acoustic feature sequence directly to a target stream of output tokens based on characters, word pieces or words.

A key task facing all ASR systems is to learn the systematic and latent variation among diverse speech data. This often creates a large mismatch between the training and evaluation data leading to recognition performance degradation. A major source of such variability is attributable to speaker level characteristics representing factors such as accent and idiosyncrasy, or physiological differences manifested in, for example, age or gender. To this end, speaker adaptation techniques play a vital role in current speech recognition systems. Speaker adaptation techniques used in current neural network based ASR systems can be characterized into several broad categories: auxiliary speaker embedding based approaches, feature transformation based methods, and model-based adaptation techniques.

In the first category, auxiliary speaker embedding based DNN adaptation techniques encode speaker-dependent (SD) characteristics in a compact vector representation. The resulting SD embedding vectors are used as auxiliary input features to be fed into DNNs and facilitate speaker adaptation during both system training and evaluation. The SD auxiliary

Xurong Xie is with Chinese University of Hong Kong, Hong Kong, China, and Shenzhen Institutes of Advanced Technology, Chinese Academy of Sciences, Shenzhen, China, e-mail: xr.xie@link.cuhk.edu.hk

Xunying Liu, and Tan Lee are with Chinese University of Hong Kong, Hong Kong, China, e-mail: xylu@se.cuhk.edu.hk, tanlee@ee.cuhk.edu.hk.

Lan Wang is with Shenzhen Institutes of Advanced Technology, Chinese Academy of Sciences, Shenzhen, China, e-mail: lan.wang@siat.ac.cn.

feature estimation is performed independently of the remaining recognition system components. For example, i-vectors [19], [20] are learned from Gaussian mixture model (GMM) based universal background models (UBMs).

In the second category, feature transforms can be applied to acoustic front-ends and aim to produce canonical, speaker invariant input features. These are then fed into the back-end DNN based recognition systems to model other remaining sources of variability, for example, longer span phonetic and phonological context dependency in speech. Feature-space maximum likelihood linear regression (f-MLLR) transforms [21] are estimated at speaker level from GMM-HMM based ASR systems first [22], [23] before being applied to acoustic front-ends to produce canonical, speaker invariant like input features that are then fed into DNN based recognition systems. In order to compensate for vocal tract length differences between speakers, physiologically motivated feature space adaptive transformations based on vocal tract length normalization (VTLN) can also be used [24], [25]. Speaker level VTLN normalized features can be obtained using either piecewise linear frequency warping factors directly applied to the spectrum, or affine linear transformations similar to f-MLLR.

Model-based approaches exploit specially designed SD DNN model parameters to compensate speaker level variability. The amount of speaker specific adaptation data practically determines the SD parameters' modelling granularity. In order to ensure good generalization performance and mitigate the risk of overfitting, a trade-off between moving from adapting only parts of the whole acoustic model towards complete speaker dependent systems [26], [27] needs to be adjusted. To this end, existing researches focused on deriving compact forms of SD parameter representations, predominantly based on structured transforms that are positioned in various parts of the DNN acoustic model. These include the use of SD linear input networks (LIN) [28], [29], linear output networks (LON) [29], linear hidden networks (LHN) [30], learning hidden unit contributions (LHUC) [31], [32], [33], parameterized activation functions (PAct) [34], [33], subspace factorized speaker-independent (SI) and SD affine transformations [35], speaker code based bias vectors [36], and adaptive linear interpolation of basis sub-networks' hidden outputs [37], [38], akin to cluster based speaker adaptation for GMM-HMM systems [39]. In addition to only modelling the variability among speakers found in the test data during recognition, the estimation of SD parameters in both the system training and evaluation stages leads to speaker adaptive training (SAT) [40], thus allowing a joint optimization of both the SD and SI parameters shared among all speakers in the training data.

Other forms of model-based approaches learn to compensate speaker level variability without explicitly using SD parameters. For example, adversarial learning [41] of DNN acoustic models can be used to generate speaker-invariant hidden layer outputs. Although most of the above adaptation approaches were first developed for hybrid ASR systems, recent researches suggest these can be further applied to E2E based ASR systems [42], [43], [44].

Model-based speaker adaptation approaches often require

sufficient amounts of target speaker data for robust SD parameter estimation. However, the available amount of speaker-specific data is often limited in practical applications. Even when using compact SD parameter representation based on the aforementioned structured transforms, for example, an LHUC scaling vector of several thousand dimensions, speaker adaptation can still be prone to overfitting and poor generalization performance. This issue is particularly prominent when rapid adaptation to individual speakers' voice characteristics using very little data, for example, a few seconds of speech, is required at the onset of user enrollment to ASR systems.

To this end, a series of speaker adaptation techniques have been developed in the past to address the data sparsity issue. Among these, data augmentation methods were used to expand the target speaker or domain data using, for example, perturbation of speaking rates [45], [46] or vocal tract length [47], speaker mappings [48] and synthesis techniques [49]. Another category of solutions to this problem is based on regularized adaptation methods. For example, L2 regularization was used to prevent the SD parameters from diverging too far from those of the SI models [26]. This is similar to maximum a posteriori (MAP) adaptation [50] which restricts the estimation of SD parameters using a prior distribution empirically estimated, for example, over a set of SD adapted parameters obtained from the training data. Furthermore, Kullback-Leibler (KL) divergence between the output distributions of SI model and adapted model was also exploited for regularization of DNN adaptation [27]. Hyper-parameter grid-search and meta-learning based adaptation methods regularized by early stopping and appropriate learning rate settings have also been investigated [51].

An alternative solution proposed in this paper to address the inherent SD parameter uncertainty resulted from limited adaptation data using Bayesian learning approaches. In the machine learning community, Bayesian learning has been established as a mathematically well formulated framework to account for modelling uncertainty in neural network systems including current deep learning models. A practical Bayesian framework to account for parameter uncertainty using Laplace approximation in back-propagation neural networks was first introduced in [52]. More efficient inference methods based on variational learning and Monte Carlo parameter sampling were proposed for Bayesian neural networks in [53], before being further extended to auto-encoder neural networks in [54]. In contrast, very limited previous research on Bayesian deep learning approaches has been conducted in the area of speech recognition. In [55], variational inference was adopted in the training of a Bayesian recurrent neural network (RNN) based phone recognition system using the TIMIT speech corpus. Bayesian learning for RNN language modeling was investigated in [56]. More recently, a Bayesian learning framework was used to account for model uncertainty in sequence discriminative training of factored TDNN acoustic models [57], [58]. Stochastic noise injection to model parameters [59] was also exploited to improve the generalization performance of E2E ASR systems [60], [61]. The above application of Bayesian learning to current ASR systems focused on modelling parameter uncertainty in speaker independent systems,

while the often more prominent data sparsity problem encountered during speaker adaptation on very limited data remains unvisited.

In order to address this issue, a full Bayesian learning based DNN speaker adaptation framework is proposed in this paper to account for SD parameter uncertainty given limited speaker specific adaptation data. The generic nature and advantages of this full Bayesian DNN adaptation framework is demonstrated via its application to three exemplar types of structured DNN speaker adaptation transforms: Bayesian learning of hidden unit contributions (BLHUC) [62], Bayesian parameterized activation functions (BPAct) and Bayesian hidden unit bias vectors (BHUB). In these Bayesian adaptation methods, deterministic SD parameters are replaced by latent variable posterior distributions to be learned for each speaker, thus allowing the parameter uncertainty to be explicitly modeled to reduce the risk of overfitting. The parameters of these posterior distributions are efficiently estimated using variational inference based approach further benefited from the use of Monte Carlo parameter sampling and re-parameterization. The proposed Bayesian DNN adaptation methods are investigated for both unsupervised test time speaker adaptation and speaker adaptive training.

Experiments conducted on state-of-the-art 300-hour speed perturbed Switchboard corpus trained LF-MMI factored TDNN and CNN-TDNN systems featuring i-vector speaker adaptation suggest the proposed Bayesian adaptation approaches consistently outperform the adapted system constructed using deterministic parameter based LHUC, parameterized activation functions (PAct) or hidden unit bias vectors (HUB) on the *NIST Hub5'00* and *RT03* evaluation sets in unsupervised test time speaker adaptation and speaker adaptive training. In particular, when using only the first five utterance from each speaker as the adaptation data, statistically significant absolute (relative) reduction up to 1.4% (7.2%) in word error rate (WER) were obtained on the *CallHome* subset. Similar consistent performance improvements were also retained after LSTM recurrent neural network language model rescoring. The efficacy of the proposed Bayesian adaptation techniques is further demonstrated in a comparison against the state-of-the-art performance obtained on the same task using most recent hybrid and E2E systems reported in the literature. The main contributions of this paper are summarized below:

1) To the best of our knowledge, this paper presents the first use of a full Bayesian framework to account for model uncertainty in speaker adaptation of DNN acoustic model for speech recognition. In contrast, previous research on Bayesian neural network techniques were restricted to the estimation of un-adapted acoustic models or language models in hybrid systems [55], [56], [57], [58] or E2E systems [60], [61].

2) The efficient variational inference approach developed for the proposed Bayesian DNN adaptation uses a very few number of parameter samples (as low as one) to ensure their computational cost comparable to that of the baseline adaptation techniques. Their generic nature allows them to be applied to E2E approaches to address similar model uncertainty issues during adaptation to new speakers using limited data.

3) Statistically significant performance improvements over

multiple model-based DNN adaptation methods given varying amounts of adaptation data were obtained on state-of-the-art baseline LF-MMI factored TDNN systems using i-vector feature based speaker adaptation. These demonstrate the power of the proposed Bayesian adaptation approaches to facilitate both rapid, instantaneous adaptation to individual speakers' voice, and batch mode adaptation performed using more data. Such flexibility is crucial for speech based conversational agents in commercial applications to ensure user satisfaction from their enrollment to the system very early on.

The rest of this paper is organized as follows. Section II reviews three types of structured DNN adaptation based on LHUC, hidden unit bias vectors and parameterized activation functions. A full Bayesian learning framework and its application to these three types of adaptation methods is proposed in Section III. Section IV presents the experimental results and analysis of the Bayesian adaptation approaches conducted on state-of-the-art sequence discriminatively trained TDNN and CNN-TDNN acoustic models on a 300-hour *Switchboard* setup. The last section draws the conclusion and discusses possible future works.

II. MODEL-BASED SPEAKER ADAPTATION

In this section, we introduce several forms of widely used DNN model-based speaker adaptation approaches. A common idea of applying model-based speaker adaptation to a DNN model is to modify a set of SD parameters for each speaker. A widely used form of SD parameters is an affine transformation deployed over hidden vectors in a DNN layer. However, the use of full matrix affine linear transformation with thousands of parameters makes the adaptation prone to overfitting. An alternative idea is to use less SD parameters for adaptation, for example, in form of vectors with significantly lower dimension than affine transformations.

A. Learning Hidden Unit Contributions

An intuitive solution is to reduce the number of SD parameters by restricting the affine transformation as a diagonal matrix. The SD parameters can then be realized as an SD scaling vector to the DNN hidden layer vector. This approach is known as the learning hidden unit contributions (LHUC) adaptation [32]. In a certain DNN layer and for a certain speaker s , letting $\mathbf{h}_t \in \mathbb{R}^D$ be an hidden layer vector at the t th instant, and \mathbf{r}^s be the SD parameters for speaker s , the adapted hidden vector is computed as

$$\mathbf{h}_t^s = \xi(\mathbf{r}^s) \otimes \mathbf{h}_t \quad (1)$$

where $\xi(\mathbf{r}^s)$ is the scaling vector parameterized by $\mathbf{r}^s \in \mathbb{R}^{D_r}$, and \otimes denotes the Hadamard product operation. In practice, \mathbf{h}_t can be the hidden vector computed after or prior to a nonlinear activation function. In this study, \mathbf{h}_t is a ReLU activated hidden vector. The LHUC adaptation is shown as the left part in figure 1.

The dimension D_r is commonly not larger than the layer dimension D . The LHUC activation function $\xi : \mathbb{R}^{D_r} \rightarrow \mathbb{R}^D$ constrains the ranges of the LHUC scaling. If $D_r = D$, a widely used form of LHUC activation is 2Sigmoid such

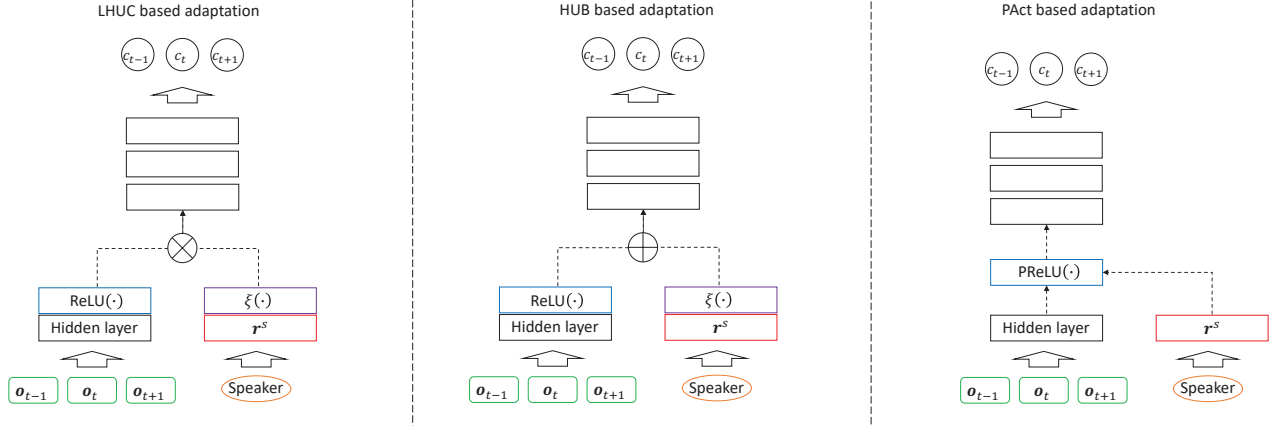


Fig. 1. Examples of applying learning hidden unit contributions (LHUC) adaptation (left), hidden unit bias vectors (HUB) adaptation (middle), and parameterized activation functions (PAct) adaptation (right) to a hidden layer of DNN acoustic model.

that the scaling range is $(0, 2)$ [31]. Other functions can be ReLU [33], exponential [32], or identity functions. If D_r is less than D , ξ can be a linear projection matrix mapping lower-dimensional SD parameters to high-dimensional scaling vectors [63].

B. Hidden Unit Bias Vector

Another way to reduce the number of SD parameters in affine transformation is to use the bias vector only. The SD parameters serve as a bias or offset to the hidden vector in a certain DNN layer. This is referred to hidden unit bias vectors (HUB) adaptation in this study. The adapted hidden vector is then computed as

$$\mathbf{h}_t^s = \mathbf{h}_t + \xi(\mathbf{r}^s) \quad (2)$$

where $\xi(\mathbf{r}^s)$ is the bias vector parameterized by $\mathbf{r}^s \in \mathbb{R}^{D_r}$. The speaker code based adaptation [36] is one of the approaches using only the bias vector as SD parameters. The HUB adaptation is shown as the middle part in figure 1. Similar to LHUC adaptation, the bias activation function ξ can be function of Tanh, identity, or a linear projection matrix mapping lower-dimensional SD parameters to high-dimensional bias vectors [36].

C. Parameterised Activation Functions

The third type of structured DNN transforms based adaptation considered in this paper uses parameterised activation functions (PAct) [34]. When using parameterised ReLU (PReLU) as activation function, and defining the SD piecewise linear slope parameters as $\mathbf{r}^s = [\alpha^s, \beta^s]^T \in \mathbb{R}^{2D}$, the d th element of speaker-specific activation vector after adaptation is computed as

$$h_{t,d}^s = \begin{cases} \alpha_d^s z_{t,d}, & z_{t,d} > 0 \\ \beta_d^s z_{t,d}, & z_{t,d} \leq 0 \end{cases} \quad (3)$$

where α_d^s and β_d^s are the d th elements of α^s and β^s respectively, and $z_{t,d}$ is the hidden node value prior to the PReLU activation. The PAct adaptation is shown as the right part in figure 1. The standard ReLU activation can be viewed as a PReLU activation with $\alpha^s = 1$ and $\beta^s = 0$.

D. Estimation with Minimum Cross Entropy

The LHUC, HUB, and PAct adaptation approaches share the same framework for SD parameter estimation. The SD parameters can be estimated by minimizing cross entropy (CE). The minimum CE estimator can be given by

$$\hat{\mathbf{r}}_{\text{CE}}^s = \arg \min_{\mathbf{r}^s} \{-\log P(C^s | \mathbf{O}^s, \mathbf{r}^s)\} \quad (4)$$

where \mathbf{O}^s denotes the adaptation data set for speaker s , and C^s is the corresponding supervision labels, e.g., HMM state alignments. Without loss of generality, the SI parameters in the model is omitted.

In the context of unsupervised test-time adaptation, the adaptation data \mathbf{O}^s is commonly a part of test data, hence the supervision C^s is not available during adaptation. In order to handle the problem, C^s can be derived by applying decoding process to the adaptation data \mathbf{O}^s . After SD parameters estimated, if necessary, the adaptation data can be decoded again to re-generate the supervision C^s for re-estimation of the SD parameters. Finally, the estimated SD parameters are employed by decoding process.

In the speaker adaptive training (SAT) framework [40], SD parameters associated with speakers in training data is estimated in the training stage. This enables the SI parameters to be learned more effectively with less distortion by speaker variability. In this stage, the SD parameters are updated with the same loss function as that for DNN model training.

In the decoding process, given test data $\tilde{\mathbf{O}}^s$, the corresponding states \tilde{C}^s is inferred by the adapted model with probability

$$P(\tilde{C}^s | \tilde{\mathbf{O}}^s, \mathbf{O}^s, C^s) \approx P(\tilde{C}^s | \tilde{\mathbf{O}}^s, \hat{\mathbf{r}}_{\text{CE}}^s) \quad (5)$$

where $\hat{\mathbf{r}}_{\text{CE}}^s$ is the minimum CE estimate of \mathbf{r}^s in equation (4).

III. BAYESIAN LEARNING OF ADAPTATION APPROACH

This section presents a framework for applying full Bayesian learning to DNN model-based speaker adaptation approaches. This framework is demonstrated via applications to the aforementioned three DNN adaptation approaches: Bayesian learning of hidden unit contributions (BLHUC), Bayesian hidden unit bias vectors (BHUB), and Bayesian parameterized activation functions (BPAct).

A. Inference of Bayesian Learning

In contrast to the conventional fixed parameter based decoding process determining the most likely word or HMM state sequence, the comparable Bayesian inference incorporating the adaptation parameter uncertainty is given as the following

$$P(\tilde{C}^s | \tilde{O}^s, O^s, C^s) = \int P(\tilde{C}^s | \tilde{O}^s, \mathbf{r}^s) p(\mathbf{r}^s | O^s, C^s) d\mathbf{r}^s. \quad (6)$$

The inference processes of minimum CE and MAP [50] are special cases of the Bayesian inference. When using the minimum CE estimate for inference as equation (5), an approximation is employed by assuming that $P(\hat{\mathbf{r}}_{\text{CE}}^s | O^s, C^s) \approx 1$. Similarly, the MAP adaptation makes use of $\hat{\mathbf{r}}_{\text{MAP}}^s = \arg \max_{\mathbf{r}^s} \log P(\mathbf{r}^s | O^s, C^s)$ by assuming $P(\hat{\mathbf{r}}_{\text{MAP}}^s | O^s, C^s) \approx 1$. Under these assumptions, the point estimates may introduce estimation bias to the inference process.

In Bayesian learning, the deterministic SD parameters are replaced by probabilistic latent variables. The same notation \mathbf{r}^s is used for the latent variable without loss of generality. Assuming that the posterior distribution $p(\mathbf{r}^s | O^s, C^s)$ is given, the equation (6) can be directly used for decoding. The Monte Carlo approximation of the integral in equation (6) with J_{inf} samples is computed as

$$P(\tilde{C}^s | \tilde{O}^s, O^s, C^s) \approx \frac{1}{J_{\text{inf}}} \sum_{j=1}^{J_{\text{inf}}} P(\tilde{C}^s | \tilde{O}^s, \mathbf{r}_j^s) \quad (7)$$

where \mathbf{r}_j^s denotes the j th random sampling of \mathbf{r}^s drawn from the posterior distribution $p(\mathbf{r}^s | O^s, C^s)$.

However, computing the equation (7) over J_{inf} random samples could be computationally more expensive than using minimum CE point estimate. The expectation of \mathbf{r}^s is an alternative point estimate to approximate the integral for inference. This is given by

$$P(\tilde{C}^s | \tilde{O}^s, O^s, C^s) \approx P(\tilde{C}^s | \tilde{O}^s, \mathbb{E}[\mathbf{r}^s | O^s, C^s]) \quad (8)$$

where $\mathbb{E}[\cdot]$ denotes the expectation. Using the expectation takes a similar complexity and procedure to using the minimum CE estimate by assuming that $P(\mathbb{E}[\mathbf{r}^s | O^s, C^s] | O^s, C^s) \approx 1$. Moreover, it normally represents an unbiased average over the possible latent variable values. In order to use Bayesian learning for adaptation, the key issue is to compute the posterior distribution $p(\mathbf{r}^s | O^s, C^s)$ over the SD latent variable \mathbf{r}^s .

B. Framework for Variational Approximation

Variational distribution [64] $q_s(\mathbf{r}^s)$ can be used to approximate the true posterior distribution $p(\mathbf{r}^s | O^s, C^s)$. For the speaker s , the marginal cross entropy over the adaptation data set $\{C^s, O^s\}$ can be computed as

$$\begin{aligned} -\log P(C^s | O^s) &= -\log \int P(C^s, \mathbf{r}^s | O^s) d\mathbf{r}^s \\ &\leq -\underbrace{\int q_s(\mathbf{r}^s) \log P(C^s | O^s, \mathbf{r}^s) d\mathbf{r}^s}_{\mathcal{L}_1(q_s)} + KL(q_s || p_0) \\ &\stackrel{\text{def}}{=} \mathcal{L}(q_s) \end{aligned} \quad (9)$$

where $KL(q_s || p_0) = \int q_s(\mathbf{r}^s) \log \frac{q_s(\mathbf{r}^s)}{p_0(\mathbf{r}^s)} d\mathbf{r}^s$ denotes the KL divergence between the variational distribution $q_s(\mathbf{r}^s)$ and prior distribution $p_0(\mathbf{r}^s)$ of \mathbf{r}^s . The gap between the cross entropy $-\log P(C^s | O^s)$ and its upper bound $\mathcal{L}(q_s)$ is actually the KL divergence between the true posterior $p(\mathbf{r}^s | O^s, C^s)$ and the variational distribution $q_s(\mathbf{r}^s)$, which is expressed as

$$\begin{aligned} KL(q_s(\mathbf{r}^s) || p(\mathbf{r}^s | O^s, C^s)) &= \int q_s(\mathbf{r}^s) \log \frac{q_s(\mathbf{r}^s)}{p(\mathbf{r}^s | O^s, C^s)} d\mathbf{r}^s \\ &= \mathcal{L}(q_s) - \{-\log P(C^s | O^s)\}. \end{aligned} \quad (10)$$

Obviously, minimizing the upper bound $\mathcal{L}(q_s)$ is equivalent to minimizing the distance between $p(\mathbf{r}^s | O^s, C^s)$ and $q_s(\mathbf{r}^s)$. Thereby, the goal is to estimate q_s for minimizing $\mathcal{L}(q_s)$.

For simplicity, both q_s and p_0 are assumed to be normal distributions parameterized by $\theta_s^B = \{\mu_s, \sigma_s\}$ and $\theta_0^B = \{\mu_0, \sigma_0\}$ respectively. These distributions can be written as

$$\begin{aligned} q_s(\mathbf{r}_d^s) &= \mathcal{N}(\mathbf{r}_d^s; \mu_{s,d}, \sigma_{s,d}^2) \\ p_0(\mathbf{r}_d^s) &= \mathcal{N}(\mathbf{r}_d^s; \mu_{0,d}, \sigma_{0,d}^2) \end{aligned} \quad (11)$$

where $\mu_{s,d}$ and $\mu_{0,d}$ denote the d th elements of the mean vectors μ_s and μ_0 , and $\sigma_{s,d}$ and $\sigma_{0,d}$ denote the d th elements of the standard deviation vectors σ_s and σ_0 , respectively.

By this assumption, the random sample \mathbf{r}_j^s for inference in equation (7) is drawn from the distribution $\mathcal{N}(\mu_s, \sigma_s^2)$, and the inference in equation (8) is written as

$$P(\tilde{C}^s | \tilde{O}^s, O^s, C^s) \approx P(\tilde{C}^s | \tilde{O}^s, \mu_s) \quad (12)$$

where the expectation of posterior distribution is simply approximated by μ_s , which is presented as

$$\mathbb{E}[\mathbf{r}^s | O^s, C^s] \approx \mu_s. \quad (13)$$

Meanwhile, the KL divergence $KL(q_s || p_0)$ has a closed form integral that is explicitly calculated as

$$KL(q_s || p_0) = \frac{1}{2} \sum_{d=1}^D \left\{ \frac{(\mu_{s,d} - \mu_{0,d})^2 + \sigma_{s,d}^2}{\sigma_{0,d}^2} - \log \frac{\sigma_{s,d}^2}{\sigma_{0,d}^2} - 1 \right\}. \quad (14)$$

However, directly updating θ_s^B in the integral of upper bound $\mathcal{L}(q_s)$ is nontrivial. The re-parameterization introduced in [54] is an efficient technique to obtain a differentiable estimator of the upper bound. The parameters θ_s^B can be re-parameterized as

$$\mathbf{r}^s = \mu_s + \sigma_s \otimes \epsilon \quad (15)$$

where $\epsilon \sim \mathcal{N}(\mathbf{0}, I)$. Applying Monte Carlo approximation, the integral in equation (9) is rewritten as

$$\begin{aligned} \mathcal{L}_1(q_s) &= \int q_s(\mathbf{r}^s) \log P(C^s | O^s, \mathbf{r}^s) d\mathbf{r}^s \\ &= \int \mathcal{N}(\epsilon; \mathbf{0}, I) \log P(C^s | O^s, \mu_s + \sigma_s \otimes \epsilon) d\epsilon \\ &\approx \frac{1}{J_{\text{est}}} \sum_{j=1}^{J_{\text{est}}} \log P(C^s | O^s, \theta_s^B, \epsilon_j) \end{aligned} \quad (16)$$

where ϵ_j is the j th random sampling of ϵ drawn from the standard normal distribution $\mathcal{N}(\mathbf{0}, I)$.

To minimize the upper bound $\mathcal{L}(q_s)$ in equations (9) computed by equations (14) and (16), the gradient of θ_s^B at the m th update for speaker s is computed as

$$\frac{\partial \mathcal{L}^{(m)}(q_s)}{\partial \theta_s^B} \quad (17)$$

$$\approx -\frac{N_s}{N_{m,s}} \frac{1}{J_{\text{est}}} \sum_{j=1}^{J_{\text{est}}} \frac{\partial \log P(C_m^s | \mathbf{O}_m^s, \theta_s^B, \epsilon_j)}{\partial \theta_s^B} + \lambda \frac{\partial KL(q_s || p_0)}{\partial \theta_s^B}$$

where N_s denotes the number of frames for speaker s in all adaptation data, $N_{m,s}$ denotes the number of frames for speaker s using by the m th update, $\{C_m^s, \mathbf{O}_m^s\} \subseteq \{C^s, \mathbf{O}^s\}$ is the adaptation data used in the m th update for speaker s , and $\lambda \in (0, 1]$ makes the gradient parts computed from the DNN and KL divergence have similar scales. Specifically, the gradients of upper bound $\mathcal{L}^{(m)}(q_s)$ over parameters μ_s and σ_s on the d th dimension can be calculated as

$$\frac{\partial \mathcal{L}^{(m)}(q_s)}{\partial \sigma_{s,d}} = \frac{N_s}{N_{m,s}} \frac{1}{J_{\text{est}}} \sum_{j=1}^{J_{\text{est}}} G_{m,s,j,d} \epsilon_{j,d} + \lambda \left(\frac{\sigma_{s,d}}{\sigma_{0,d}^2} - \frac{1}{\sigma_{s,d}} \right)$$

$$\frac{\partial \mathcal{L}^{(m)}(q_s)}{\partial \mu_{s,d}} = \frac{N_s}{N_{m,s}} \frac{1}{J_{\text{est}}} \sum_{j=1}^{J_{\text{est}}} G_{m,s,j,d} + \lambda \frac{\mu_{s,d} - \mu_{0,d}}{\sigma_{0,d}^2} \quad (18)$$

where $G_{m,s,j,d} = -\frac{\partial \log P(C_m^s | \mathbf{O}_m^s, \mathbf{r}_j^s)}{\partial r_{j,d}^s}$ is the gradient computed from DNN model.

The gradient $G_{m,s,j,d}$ in equation (18) has the same form as that derived by minimum CE estimation using parameters $\mathbf{r}_j^s = \mu_s + \sigma_s \otimes \epsilon_j$, thus has different forms for different adaptation approaches:

1) **Bayesian LHUC adaptation:** For using LHUC adaptation approaches as introduced in Section II-A, the Bayesian learning based adaptation approach is referred to Bayesian LHUC (BLHUC) adaptation. The corresponding gradient $G_{m,s,j,d}$ is given by

$$G_{m,s,j,d}^{\text{LHUC}} = -\sum_{t_m} \sum_{d'=1}^D \frac{\partial \log P(C_m^s | \mathbf{O}_m^s, \mathbf{r}_j^s)}{\partial h_{t_m,d'}} \frac{\partial \xi_{d'}(\mathbf{r}_j^s)}{\partial r_{j,d}^s} h_{t_m,d'} \quad (19)$$

where t_m denotes a time instant in the m th update. The BLHUC adaptation is shown as the left part in figure 2.

2) **Bayesian HUB adaptation:** For HUB adaptation as introduced in Section II-B, the Bayesian learning approach is referred to Bayesian HUB (BHUB) adaptation. The gradient $G_{m,s,j,d}$ is given by

$$G_{m,s,j,d}^{\text{HUB}} = -\sum_{t_m} \sum_{d'=1}^D \frac{\partial \log P(C_m^s | \mathbf{O}_m^s, \mathbf{r}_j^s)}{\partial h_{t_m,d'}} \frac{\partial \xi_{d'}(\mathbf{r}_j^s)}{\partial r_{j,d}^s}. \quad (20)$$

The BHUB adaptation is shown as the middle part in figure 2.

3) **Bayesian PAct adaptation:** For PAct adaptation as introduced in Section II-C, the gradient $G_{m,s,j,d}$ becomes

$$G_{m,s,j,d}^{\text{PAct}_\alpha} = -\sum_{t_m} \frac{\partial \log P(C_m^s | \mathbf{O}_m^s, \mathbf{r}_j^s)}{\partial \{\alpha_{j,d}^s z_{t_m,d}\}} z_{t_m,d} \quad (21)$$

$$G_{m,s,j,d}^{\text{PAct}_\beta} = -\sum_{t_m} \frac{\partial \log P(C_m^s | \mathbf{O}_m^s, \mathbf{r}_j^s)}{\partial \{\beta_{j,d}^s z_{t_m,d}\}} z_{t_m,d} \quad (22)$$

with $\mathbf{r}^s = [\alpha^s, \beta^s]^T$. This Bayesian learning approaches is referred to Bayesian PAct (BPAct) adaptation, and is shown as the right part in figure 2.

C. Implementation Details

1) **Choices of Activation Functions:** The activation function ξ in Bayesian adaptation affects its performance. Different forms of ξ can be used in BLHUC and BHUB adaptation as mentioned in Sections II-A and II-B. In this paper we assume $D_r = D$ (e.g., the same dimensionality for both the hidden vector and LHUC SD parameters in one layer), and the forms of ξ for BLHUC and BHUB adaptation are given in Table I.

TABLE I
THE CHOICES OF ACTIVATION FUNCTIONS AND THEIR CORRESPONDING PRIOR DISTRIBUTIONS FOR BLHUC, BHUB, AND BPACT ADAPTATION.

Bayesian adaptation	Latent variable	Activation ξ	Prior p_0
BLHUC	\mathbf{r}^s	Identity 2Sigmoid Exponential	$\mathcal{N}(1, 1)$ $\mathcal{N}(0, 1)$ $\mathcal{N}(0, 1)$
BHUB	\mathbf{r}^s	Identity Tanh	$\mathcal{N}(0, 0.01)$ $\mathcal{N}(0, 0.01)$
BPAct	α^s β^s	- -	$\mathcal{N}(1, 1)$ $\mathcal{N}(0, 1)$

2) **Choices of Prior Distribution:** One important issue of applying Bayesian adaptation is the choice of prior distribution, which is dependent on the form of activation function mentioned in Section III-C1. The prior distribution p_0 can be directly given as a certain simple distribution, which is shown as in Table I. Alternatively, an empirical prior distribution can be used similarly to that in MAP adaptation [50]. The empirical prior is estimated using training data by applying minimum CE estimation to the SD parameters. Letting \mathbf{r}^s be the SD parameter estimates to training data, the d th element of the mean and variance vectors of the prior distribution are computed over all training speakers as

$$\mu_{0,d} = \frac{1}{S} \sum_{s=1}^S r_d^s$$

$$\sigma_{0,d}^2 = \frac{1}{S} \sum_{s=1}^S (r_d^s - \mu_{0,d})^2 \quad (23)$$

where S is the number of speakers in the training data.

3) **Test-Time Adaptation and SAT:** During test-time adaptation using Bayesian learning, SD latent variable distributions are learned using variational inference and applied to the ReLU activated hidden vectors for different layers. All the other parameters in the baseline SI system shared among all speakers are fixed. Cross entropy is minimized by back-propagation based on canonical gradients in 7 epochs. The HMM state alignments used as supervision labels for adaptation are obtained by decoding using the baseline SI system. In the first n layer applying Bayesian adaptation, the batch level gradient scaling λ in equation (18) is set empirically to $\min\{10^{n-5}, 1\}$. In the SAT framework, the adaptation approaches using deterministic SD parameters are applied in the training stage, because data for training speakers should be sufficient such that Bayesian learning is unnecessary.

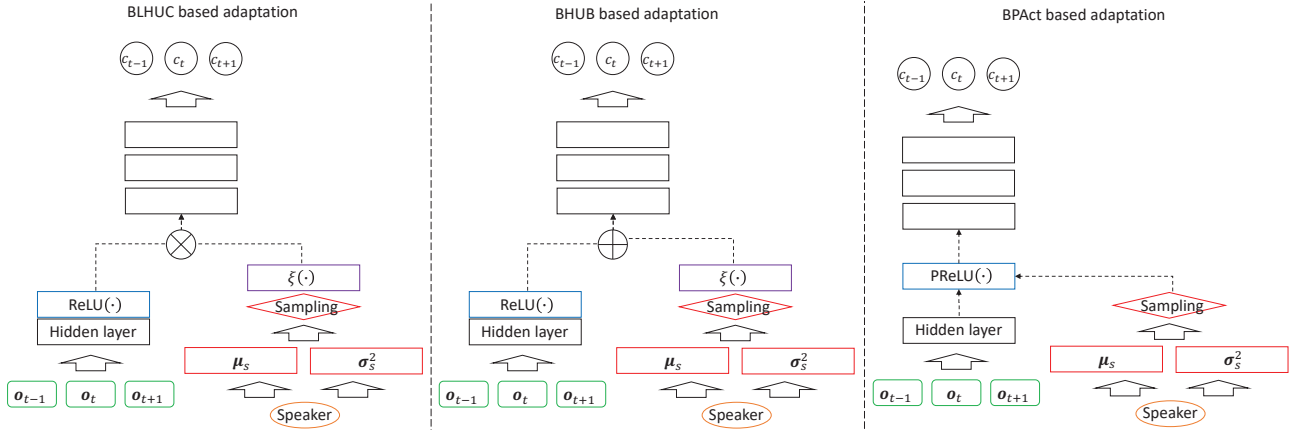


Fig. 2. Examples of applying Bayesian LHUC (BLHUC) adaptation (left), Bayesian hidden unit bias vectors (BHUB) adaptation (middle), and Bayesian parameterized activation functions (BPAct) adaptation (right) to a hidden layer of DNN acoustic model.

4) **Computational Efficiency in Inference:** The variational inference based Bayesian adaptation approaches presented in Section III-A requires Monte Carlo sampling in order to approximate integral in equations (6) and (7) for inference, and to approximate the first term of the marginal log-likelihood shown in equations (9) and (16). The number of samples drawn has a direct impact on the computational efficiency during inference. In order to maintain the overall computational cost of Bayesian adaptation to that of the conventional deterministic parameter adaptation methods, the following approaches can be used. First, as mentioned in Section III-A, taking the parameter mean or expectation during inference as equation (8) is more efficient than drawn samples using equation (7). Second, it is feasible to use only one sample in each update [54] of Bayesian adaptation in equation (18), i.e., $J_{\text{est}} = 1$. Finally, in each layer the Gaussian variances $\sigma_{s,d}^2$ of SD latent variable in a posterior distribution can be tied together over each of the dimension d . This allows for each speaker, when using any of three adaptation methods (LHUC, HUB or PAct), the effective number of SD parameters of their latent posterior distributions are comparable to that of using conventional deterministic parameter adaptation. All these techniques allow Bayesian adaptation to have comparable computational efficiency to the deterministic adaptation.

IV. EXPERIMENTS

In this experiment section, the performance of the Bayesian learning based speaker adaptation approaches including BLHUC, BHUB, and BPAct proposed in Section III are investigated on the commonly used 300-hour *Switchboard* conversational telephone speech dataset and its augmented 900-hour version derived using speed perturbation [45]. This section is organized as follows. Section IV-A introduces the *Switchboard* speech data used in the experiments. A series of experiments conducted on the 300-hour setup are then presented in Section IV-B. The baseline TDNN system trained on the 300-hour data is described in Section IV-B1. An initial set of experiments in Section IV-B2 serve to confirm the implementation details and settings previously given in Section III-C, which are sensible to use for the subsequent experiments in the rest

of this paper. The robustness of our Bayesian adaptation methods is then demonstrated in Section IV-B3 by performing adaptation using varying amounts of speaker level data, as little as five utterances of speech. The advantages of the Bayesian adaptation techniques of this paper are further shown in Section IV-B4 through an extensive comparison drawn against existing regularised adaptation methods. In Section IV-C1 the performance of Bayesian adaptation methods is further evaluated on speed perturbed 900-hour setup featuring more advanced baseline system configurations using i-vector adapted CNN-TDNNs and LSTM-RNN language models. A final performance contrast against a set of latest hybrid and end-to-end systems reported in the literature is presented in Section IV-C2 to further demonstrate the superiority of Bayesian adaptation approaches.

A. Data Description

Conversational telephone speech is a widely investigated ASR task in which speaker variability is considered a major challenge. The Switchboard-1 Release 2 (LDC97S62) corpus [65] was used in the training stage. Near 286 hours of speech collected from 4804 speakers were utilized as training set. Approximate 3.6 minutes of speech data was recorded from each speaker on average. This training set was divided into 191,602 utterances of which each lasted for about 5.4 seconds on average.

For evaluation, the results were reported on the *NIST Hub5'00* (LDC2002S09) and *RT03* (LDC2007S10) data sets. The *Hub5'00* set consisted of two subsets with different domain properties: *Switchboard* (SWBD) and *CallHome* (CHE). The SWBD subset with 2 hours of speech was better matched to the training data. The CHE subset with 1.5 hours of speech had larger mismatch thus was a more challenging task. Both of these two subsets were collected from 40 speakers. Approximate 3.1 and 2.5 minutes of speech data were recorded from each speaker in the SWBD and CHE subsets respectively on average. Each utterance lasted for about 4.1 and 2.3 seconds on average. The *RT03* data set consisted of two subsets: *Fisher* (FSH) and SWBD. Both of them contained 72 speakers. Approximate 2.5 and 2.7 minutes of speech data were recorded

from each speaker respectively on average. The data amount for each speaker in the evaluation sets was thus significantly less than that in the training set.

B. Experiments on 300-Hour Switchboard Setup

1) **TDNN Baseline System:** The baseline TDNN system was built mainly following the recipe¹ of the Kaldi toolkit [66]. The network consisted of 15 context-splicing layers with 1536 nodes per layer. A 160-dimensional factored linear projection was employed prior to affine transformation in each context-splicing layer other than the first one. The ReLU function was used in the context-splicing layer, followed by batch normalization and dropout operations. The hidden layer input prior to context splicing was scaled and added to the hidden layer output by a skip connection. The splicing indices $\{-1, 0, 1\}$ and $\{-3, 0, 3\}$ were employed in the first 4 and the last 10 context-splicing layers respectively. After two 256 dimensional linear projections and batch normalization operations, the output layer generated the probabilities of 4456 HMM states.

For TDNN parameter optimization, the LF-MMI criterion [12] was applied together with the minimum CE regularization. The back-propagation update was based on natural gradient [67]. Different from the recipe, 40-dimensional static filter-bank features were transformed by linear discriminative analysis to produce the input features. Speed perturbation was not used in this section. Due to the limited computing resource, the baseline TDNN was trained with 4 epochs of iterations on single job with one TITAN X (Pascal) GPU. No parallel models combination was used in each iteration.

In the decoding process, each utterance was first decoded by a 3-gram language model (LM) with a 30K word vocabulary which built with the transcripts of training data. Lattice-based rescoring was then applied using a 4-gram LM built with the transcripts of both the *Switchboard* training data and the *Fisher English corpora* (LDC2004T19 & LDC2005T19) to obtain the best recognition result.

It has been shown that i-vector and LHUC adaptation could be jointly used to achieve complementary performance improvement in state-of-the-art ASR systems [68]. Hence i-vector based adaptive training was used by the baseline TDNN system to investigate the complementary effect between i-vector and Bayesian adaptation. The i-vector extractor was built by exploiting the first 100,000 utterances of training data.

Significance test based on the matched pairs sentence-segment word error was applied with the NIST SCTL [69]. Two different models given the same evaluation set were utilized for the test, by setting the null hypothesis as no difference of average segmental errors was yielded between the two models [70]. The significance level is defined as $P \leq 0.05$.

2) Analysis of Bayesian Adaptation Configurations:

This section investigates the appropriate configurations of Bayesian adaptation approaches including the BLHUC, BHUB, and BPAct adaptation. Table II shows the performance of applying Bayesian adaptation with different configurations to TDNN systems without using i-vector on the *Hub5'00* data set. All speaker level data was used as adaptation data

in this investigation. The learning rates for LHUC and PAct were set to 0.01, and that for HUB was 0.000001. All Bayesian adapted systems used the same random seed for fair comparison. The systems applying Bayesian adaptation consistently outperformed the corresponding systems applying deterministic adaptation.

TABLE II

PERFORMANCE OF APPLYING DETERMINISTIC OR BAYESIAN ADAPTATION WITH DIFFERENT CONFIGURATIONS TO THE 300-HOUR TDNN SYSTEM ON THE *Hub5'00* DATA SET. NO I-VECTOR WAS USED IN THESE SYSTEMS.

	Adapt method	Adapt #layers	Activation $\xi(\cdot)$	Tied var	J_{est}	Expect for inf	WER (%) of <i>Hub5'00</i>		
							SWBD	CHE	Avg.
(1)	-	-	-	-	-	-	10.1	20.6	15.4
(2)	LHUC	1	Identity	-	-	-	9.7	19.3	14.6
(3)			2Sigmoid	-	-	-	9.8	19.2	14.6
(4)			Exponential	-	-	-	9.7	19.4	14.7
(5)	BLHUC	1	Identity	✓	1	✓	9.6	18.7	14.2
(6)				×	1	✓	9.6	18.8	14.2
(7)				✓	3	✓	9.6	18.7	14.2
(8)			2Sigmoid	✓	3	×	9.7	18.8	14.3
(9)				✓	1	✓	9.7	19.0	14.4
(10)				✓	1	✓	9.7	19.1	14.5
(11)	LHUC	14	Identity	-	-	-	9.9	19.8	14.9
(12)			2Sigmoid	-	-	-	9.7	19.1	14.5
(13)			Exponential	-	-	-	9.9	20.0	15.0
(14)	BLHUC	14	Identity	✓	1	✓	9.3	17.6	13.5
(15)			2Sigmoid	✓	1	✓	9.4	18.0	13.8
(16)			Exponential	✓	1	✓	9.8	18.9	14.4
(17)	HUB	1	Identity	-	-	-	9.7	18.9	14.4
(18)			Tanh	-	-	-	9.6	18.9	14.4
(19)	BHUB	1	Identity	✓	1	✓	9.5	18.8	14.2
(20)			Tanh	✓	1	✓	9.5	18.8	14.3
(21)	HUB	14	Tanh	-	-	-	9.5	18.7	14.3
(22)	BHUB	14	Tanh	✓	1	✓	9.3	17.9	13.7
(23)	PAct	1	-	-	-	-	9.8	19.6	14.8
(24)	BPAct	1	-	✓	1	✓	9.4	18.5	14.0
(25)	PAct	14	-	-	-	-	10.2	21.1	15.7
(26)	BPAct	14	-	✓	1	✓	9.5	18.3	14.0

The results shown by Systems (5) to (8) in Table II confirmed the combined use of tied variances, single sample in variational update ($J_{\text{est}} = 1$ in equation (18)) and taking the latent variable distribution expectation (equation (8)) during inference, as suggested previously in Section III-C4, produced the best trade-off between computational efficiency and performance during Bayesian adaptation. When the expectation in equation (8) was not used, a small number of samples $J_{\text{inf}} = 3$ in equation (7) was used such that the computational cost would not increase significantly. System (5) using $J_{\text{est}} = 1$ (equation (18)), expectation for inference (equation (8)), and tied variances made the adaptation simpler and more efficient while producing performance comparable to Systems (6) to (8). Hence this configuration would be used by other Bayesian adapted systems in the rest of this paper.

Two trends could be observed from comparison between LHUC and BLHUC adapted systems (Systems (2) to (16) in Table II). The first trend suggested that applying BLHUC adaptation to the first 14 layers (Systems (14) to (16)) achieved better performance than to the first layer only (Systems (5) to (10)), while no significant difference was obtained by applying LHUC adaptation to varying numbers of layers. Second, using the identity activation as ξ (in the left part of figure 2) achieved the best performance of BLHUC adapted to different numbers of layers (Systems (5) and (14)), while 2Sigmoid was the best one for standard LHUC. Figure 3 shows more details of the

¹egs/swbd/s5c/local/chain/tuning/run_tdn_7q.sh

trends on the *CHE* data of *Hub5'00* with systems applying LHUC or BLHUC adaptation to varying number of layers and using different activation functions for LHUC scaling vectors. The adapted layers were ranging from the first 1 to the first 14 layers. In this figure the BLHUC adaptation was repeated 10 times with different random seeds (for sampling in equation (16)) to show the average performance in WER and standard deviation. The performance of BLHUC adaptation went better when more layers were adapted, while more adapted layers showed overfitting in LHUC adaptation. This demonstrated the robustness of BLHUC adaptation against parameter uncertainty that linearly increased with respect to the number of deterministic SD parameters in the LHUC adapted systems.

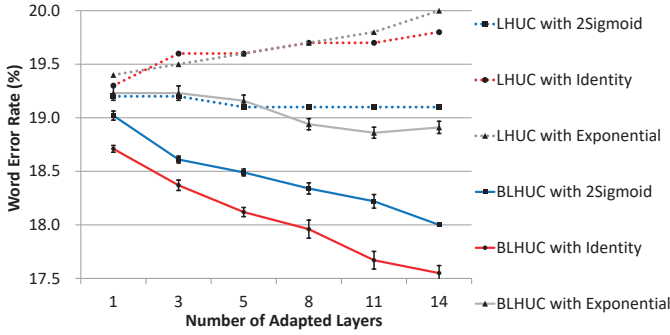


Fig. 3. Performance contrast of applying LHUC and BLHUC adaptation to varying number of hidden layers and using different activation functions for LHUC scaling vectors, including 2Sigmoid, identity, and exponential. The evaluation was conducted on the *CHE* subset of *Hub5'00*. The BLHUC adaptation was repeated 10 times with different random seeds (for sampling in equation (16)) to show the average performance in word error rate (WER) and standard deviation.

Similarly, applying BHUB adaptation to 14 layers (Systems (22) in Table II) achieved better performance than to the first layer only (Systems (19) and (20)), while no significant difference was obtained by applying HUB adaptation to varying number of layers. Moreover, using identity or Tanh activation functions as ξ (in the middle part of figure 2) obtained similar performance, hence Tanh activations would be used for HUB/BHUB adaptation. In contrast, no significant improvement was obtained by applying BPAct adaptation to more layer than only the first layer (Systems (24) v.s. (26)), while significant performance degradation resulted from applying PAct adaptation to 14 layers. This also demonstrated the robustness of BPAct adaptation against parameter uncertainty that linearly increased with respect to the number of deterministic SD parameters in the PAct adapted systems.

3) Robustness of Adaptation Using Varying Amounts of Speaker Data: The robustness of Bayesian adaptation against varying amounts of adaptation data is investigated in this section. Table III shows the TDNN systems adapted with various amounts of adaptation data ranging from the first 5, 10, 20, 40, to all utterances of the *CHE* subset of *Hub5'00*. The aforementioned best configurations in Table II were used for the adaptation approaches (i.e., tied variances, $J_{\text{est}} = 1$ (equation (18)), and expectation (equation (8)) for inference were used for all Bayesian adapted systems; LHUC/BLHUC

adaptation with identity activations were applied to the first 14 layers; HUB/BHUB adaptation with Tanh activations and were applied to the first 14 layers; PAct/BPAct adaptation were applied to the first layer). it could be seen that the Bayesian adapted systems consistently outperformed the systems adapted with deterministic SD parameters. Moreover, using only 5 utterances (11 seconds on average) as adaptation data for Bayesian test-time adaptation led to significant absolute WER reduction of 0.7% against the corresponding deterministic parameter adapted systems (Systems (3) v.s. (2), Systems (5) v.s. (4), and Systems (7) v.s. (6) in Table III respectively).

TABLE III
PERFORMANCE OF APPLYING BAYESIAN OR DETERMINISTIC ADAPTATION APPROACHES TO 300-HOUR TDNN SYSTEMS USING VARYING AMOUNTS OF ADAPTATION DATA RANGING FROM THE FIRST 5, 10, 20, 40, TO ALL UTTERANCES OF THE *CHE* SUBSET IN *Hub5'00*. “†” MEANS THAT THE BAYESIAN ADAPTATION SIGNIFICANTLY OUTPERFORMED ($P \leq 0.05$) THE CORRESPONDING DETERMINISTIC ADAPTATION.

	Adapt method	i-vec	WER (%) w.r.t. #Adapt utterances				
			5	10	20	40	all
(1)	-	×	20.6	20.6	20.6	20.6	20.6
(2)	LHUC	×	19.7	19.2	19.4	19.3	19.8
(3)	BLHUC		19.0†	18.9	18.7†	17.8†	17.6†
(4)	HUB		19.9	19.5	19.1	18.7	18.7
(5)	BHUB		19.2†	18.9†	18.8	18.0†	17.9†
(6)	PAct		19.9	19.8	19.6	19.4	19.6
(7)	BPAct		19.2†	19.4†	19.2	18.8†	18.5†
(8)	-	✓	19.2	19.2	19.2	19.2	19.2
(9)	LHUC	✓	19.1	18.7	18.5	18.3	18.8
(10)	BLHUC		18.1†	17.7†	17.3†	16.6†	16.7†
(11)	HUB		19.1	18.6	18.5	18.0	17.8
(12)	BHUB		17.8†	17.5†	17.2†	17.1†	16.9†
(13)	PAct		19.5	19.3	18.6	18.3	18.4
(14)	BPAct		18.1†	18.4†	18.3	17.6†	17.5†
(15)	SAT LHUC	✓	18.8	18.7	18.6	18.3	18.6
(16)	SAT BLHUC		17.9†	17.7†	17.3†	16.9†	16.6†
(17)	SAT HUB		20.4	19.7	19.4	18.0	17.8
(18)	SAT BHUB		19.9†	19.2†	18.6†	17.5†	17.1†
(19)	SAT PAct		18.9	19.2	18.9	18.5	18.3
(20)	SAT BPAct		17.9†	18.2†	17.6†	17.7†	17.5†

When incorporating i-vectors and SAT, similar trends could be observed by using the Bayesian adaptation approaches. When using only the first 5 utterances as adaptation data, the improvements achieved by Bayesian adaptation over deterministic adaptation were increased up to 1.4% absolute (7.2% relative) WER reduction (Systems (14) v.s. (13) in Table III). When using all speaker level data as adaptation data, the BLHUC adaptation (System (10)) significantly outperformed the LHUC adaptation (System (9)) by 2.1% absolute (11.2% relative) WER reduction. However, when incorporating i-vectors, the performance of applying Bayesian adaptation to SAT systems (Systems (16), (18), and (20)) produced no significant improvement over the non-SAT systems (Systems (10), (12), and (14)). This indicated the similar effects of i-vector based adaptive training and applying model-based SAT.

4) Advantages over Other Regularized Adaptation Methods: This section compares the BLHUC adaptation to applying other regularizations to LHUC adaptation. Table IV

shows the performance contrasts of these adapted TDNN systems without using i-vector. The regularization approaches included f-MLLR (Systems (2) and (3) in Table IV) which generated speaker-invariant input features and was shown to have good complementary effect to LHUC adaptation in [32], KL divergence regularization [27] (System (4)), lattice based supervision [71] (System (5)) which alleviated the sensitivity to errors in the supervision, MAP adaptation [50] (Systems (6) and (7)), and noisy LHUC adaptation (Systems (8) and (9)) which added noise sampled from the fixed distribution p_0 to the LHUC SD parameters. The noisy LHUC could be viewed as a special case of BLHUC with fixed variances and non-regularized update of SD distribution means. Among these regularization approaches, all configurations were tuned to produce the best performance. When using $\mathcal{N}(1, 1)$ as the prior distribution, the MAP adaptation was simplified to L2 regularization [26]. The empirical prior distribution was computed by equation (23) in Section III-C2. The Table IV shows that the BLHUC adapted systems (Systems (10) and (11)) consistently outperformed all the other regularization approaches. The noisy LHUC (Systems (8) and (9)) yielded comparable performance to BLHUC (Systems (10) and (11)) when the amount of adaptation data is small (≤ 10 utterances). This is expected as limited updates were performed in this setting and the estimated posterior in BLHUC would not diverges too far from the prior. Moreover, no significant improvement was obtained by using an empirical prior (Systems (11)) against using $p_0 = \mathcal{N}(1, 1)$ (Systems (10)) for BLHUC.

TABLE IV

PERFORMANCE CONTRASTS OF BLHUC ADAPTED AGAINST OTHER REGULARIZED LHUC ADAPTED 300-HOUR TDNN SYSTEMS USING VARYING AMOUNTS OF ADAPTATION DATA EVALUATED ON THE *CHE* SUBSET OF *Hub5'00*. NO I-VECTOR WAS USED IN THESE SYSTEMS.

	Adapt method	Prior p_0	WER (%) w.r.t. #Adapt utterances				
			5	10	20	40	all
(1)	LHUC	-	19.7	19.2	19.4	19.3	19.8
(2)	f-MLLR	-	27.3	24.2	21.3	19.8	19.5
(3)	f-MLLR + LHUC	-	27.1	23.8	21.0	19.6	19.0
(4)	KL regularized LHUC	-	19.6	19.3	19.2	19.2	19.8
(5)	Lattice based LHUC	-	19.9	19.9	19.7	19.3	19.2
(6)	MAP LHUC	$\mathcal{N}(1, 1)$	19.6	19.3	19.2	19.1	19.4
(7)		Empirical	19.7	19.1	19.3	19.2	19.8
(8)	Noisy LHUC ($\sim p_0$)	$\mathcal{N}(0, 0.5)$	19.2	18.9	19.0	18.8	19.6
(9)		$\mathcal{N}(0, 1)$	19.2	19.2	19.0	18.0	18.0
(10)	BLHUC	$\mathcal{N}(1, 1)$	19.0	18.9	18.7	17.8	17.6
(11)		Empirical	19.4	18.8	18.4	17.7	17.5

C. Experiments on Data Augmented 900-Hour Switchboard Setup

In this section, speed perturbation on the rates of 0.9 and 1.1 was used to augment the 300-hour *Switchboard* data such that three times of training data totalling 864 hours could be used. In addition to TDNN systems, a baseline CNN-TDNN system was built following the standard Kaldi recipe². The CNN-TDNN employed 2-dimensional convolutional layers as the first 6 layers of which one dimension was the time

axis. The input–output sizes of these convolutional layers in form of filter \times height were 6×40 – 64×40 – 64×40 – 128×20 – 128×20 – 256×10 – 256×10 respectively, where the filter size in form of height \times time was 3×3 . ReLU activations and batch normalizations were utilized following the 2560-dimensional convolution outputs. Other configurations of the CNN-TDNN system were the same as the TDNN systems. The same configurations of the Bayesian and deterministic adaptation approaches as in Table III were used in this section, except that, for the adapted CNN-TDNN systems, 2Sigmoid was used as activation function in LHUC/BLHUC adaptation, and the second to sixth convolutional layers would not be adapted.

Moreover, two unidirectional (forward/backward) context based long short-term memory recurrent neural network language models (LSTM LMs) [72] were built following the standard Kaldi recipe³. The transcripts of both the *Switchboard* training data and the *Fisher English corpora* were encoded as 1024 dimensional embedding vectors to train the LSTM LMs. Each LSTM LM consisted of 2 unidirectional LSTM layers with 1024 cells. Projections were used inside the LSTMs to reduce the output dimensions to 512. A context splicing layer with ReLU activation was exploited before and after each LSTM layers. The splicing indices of the three context splicing layers were $\{-1, 0\}$, $\{-3, 0\}$, and $\{-3, 0\}$. Finally, an affine transformation was used to generate the output embedding vectors. For decoding, the two LSTM LMs were employed successively to rescore the lattices generated by the 4-gram LM. The supervision labels used in both deterministic and Bayesian adaptation were generated by the 1-best paths of lattices rescored by the LSTM LMs.

1) Performance of Bayesian Adaptation on 900-Hour Perturbed Setup: Table V presents the results of adapted TDNN systems using varying amounts of adaptation data. Consistent improvements were achieved by the Bayesian adaptation approaches over the deterministic adaptation approaches. Among these results, the BLHUC adaptation (Systems (3) and (10) in Table V) obtained the best performance when using varying amounts of adaptation data. With LSTM LM restoring, the BLHUC adapted TDNN system (System (10)) significantly outperformed the comparable LHUC adapted baseline system (System (9)) when using 10 utterances (22 seconds on average) of speech or more as the adaptation data.

Table VI shows the results of applying Bayesian adaptation approaches to both TDNN and CNN-TDNN systems evaluated on the *Hub5'00* and *RT03* data. All speaker level data was used as adaptation data. It can be found that the Bayesian learning approaches, i.e., BLHUC, BHUB, and BPAAct adaptation consistently outperformed both the corresponding deterministic approaches, i.e., LHUC, HUB, and PAct adaptation, as well as the un-adapted baseline system. Especially on the *RT03* set, all the improvements produced by the Bayesian adaptation over deterministic adaptation are significant. When using LSTM LM rescoring, the BLHUC adapted systems significantly outperformed the comparable LHUC adapted systems by relative

²egs/swbd/s5c/local/chain/run_cnn_tdn_1a.sh

³egs/swbd/s5c/local/rnnlm/run_tdn_lstm_1e.sh

TABLE V

PERFORMANCE OF APPLYING BAYESIAN ADAPTATION TO THE DATA AUGMENTED 900-HOUR TDNN SYSTEM USING VARYING AMOUNTS OF ADAPTATION DATA EVALUATED ON THE *CHE* SUBSET OF *Hub5'00*. THE I-VECTORS WERE USED IN THESE SYSTEMS. “†” MEANS THAT THE BAYESIAN ADAPTATION SIGNIFICANTLY OUTPERFORMED ($P \leq 0.05$) THE CORRESPONDING DETERMINISTIC ADAPTATION.

	Adapt method	LSTM LM	WER (%) w.r.t. #Adapt utterances				
			5	10	20	40	all
(1)	-	×	17.7	17.7	17.7	17.7	17.7
(2)	LHUC		17.5	17.3	17.3	17.2	17.3
(3)	BLHUC		16.9†	16.9	16.6†	16.1†	16.0†
(4)	HUB		17.8	17.3	17.0	16.8	16.6
(5)	BHUB		17.6	17.0	16.9	16.4	16.0†
(6)	PAct		17.7	17.7	17.7	17.3	17.0
(7)	BPAAct		17.7	17.6	17.2†	16.7†	16.4†
(8)	-	✓	15.4	15.4	15.4	15.4	15.4
(9)	LHUC		15.0	14.9	14.8	14.8	14.9
(10)	BLHUC		14.8	14.4†	14.2†	14.0†	13.8†
(11)	HUB		15.5	15.1	14.9	14.4	14.2
(12)	BHUB		15.2	14.7	14.6	14.1	13.9
(13)	PAct		15.5	15.1	15.1	14.8	14.7
(14)	BPAAct		15.4	15.3	15.0	14.1†	13.9†

WER reduction up to 10% (The Avg. WERs on *RT03* in Systems (10) v.s. (9) in Table VI).

TABLE VI

OVERALL PERFORMANCE OF APPLYING BAYESIAN ADAPTATION TO THE DATA AUGMENTED 900-HOUR TDNN AND CNN-TDNN SYSTEMS EVALUATED ON THE *Hub5'00* AND *RT03* DATA SETS. THE I-VECTORS WERE USED IN THESE SYSTEMS. “†” MEANS THAT THE BAYESIAN ADAPTATION SIGNIFICANTLY OUTPERFORMED ($P \leq 0.05$) THE CORRESPONDING DETERMINISTIC ADAPTATION.

	Model	Adapt method	LSTM LM	WER (%) of <i>Hub5'00</i>			WER (%) of <i>RT03</i>		
				<i>SWBD</i>	<i>CHE</i>	Avg.	<i>SWBD</i>	<i>FSH</i>	Avg.
(1)	TDNN	-	×	9.4	17.7	13.6	19.8	12.3	16.2
(2)		LHUC		9.3	17.3	13.4	19.4	12.0	15.9
(3)		BLHUC		8.9†	16.0†	12.5†	17.2†	10.8†	14.2†
(4)		HUB		9.1	16.6	12.9	18.3	11.5	15.1
(5)		BHUB		8.9	16.0†	12.5†	17.2†	10.7†	14.1†
(6)		PAct		9.2	17.0	13.2	18.9	11.8	15.5
(7)		BPAAct		8.9†	16.4†	12.6†	17.8†	11.0†	14.5†
(8)		-	✓	7.9	15.4	11.7	17.2	10.4	14.0
(9)		LHUC		7.7	14.9	11.4	16.5	10.1	13.5
(10)		BLHUC		7.5	13.8†	10.7†	15.0†	9.1†	12.2†
(11)		HUB		7.5	14.2	10.9	15.7	9.6	12.8
(12)		BHUB		7.6	13.9	10.8	14.6†	9.1†	11.9†
(13)		PAct		7.7	14.7	11.2	16.2	9.9	13.2
(14)		BPAAct		7.5	13.9†	10.8†	15.2†	9.1†	12.2†
(15)	CNN-TDNN	-	×	8.7	16.9	12.9	19.1	11.7	15.5
(16)		LHUC		8.5	16.2	12.4	17.9	10.8	14.5
(17)		BLHUC		8.3†	15.7†	12.0†	17.2†	10.3†	13.9†
(18)		HUB		8.4	16.0	12.2	17.9	10.7	14.5
(19)		BHUB		8.4	15.8	12.2	17.5†	10.6†	14.2†
(20)		PAct		8.6	16.5	12.6	18.2	11.0	14.8
(21)		BPAAct		8.5	16.0†	12.3†	17.2†	10.5†	14.0†
(22)		-	✓	7.5	14.9	11.3	16.6	9.7	13.3
(23)		LHUC		7.1	13.9	10.5	15.3	8.9	12.2
(24)		BLHUC		6.9	13.2†	10.1†	14.5†	8.5†	11.6†
(25)		HUB		7.1	13.7	10.4	15.1	8.9	12.1
(26)		BHUB		7.1	13.6	10.4	14.9†	8.7†	11.9†
(27)		PAct		7.1	14.2	10.7	15.5	9.1	12.4
(28)		BPAAct		7.2	13.7†	10.5	14.7†	8.7†	11.8†

2) Performance Contrasts with Latest ASR System

Results: In this section, a larger LSTM LM in each (forward/backward) direction was trained by doubling the cell number to 2048 and projection dimensionality to 1024.

Dropout operation with 85% retention was applied to the output nodes of each layer. In addition, the SpecAugment technique [73] configured as in [61] was applied to CNN-TDNN training with 6 epochs. Table VII compares the results of our BLHUC adapted CNN-TDNN systems to the most recent results reported in the literature. The System (8) in Table VII was the same baseline CNN-TDNN system as System (22) in Table VI rescored by the larger LSTM LMs. Systems (1) and (2) in Table VII were the BLSTM hybrid systems without and with affine transformation for environment adaptation [74]. System (3) was the listen, attend and spell E2E system built with SpecAugment [73]. Systems (4) to (6) were the LSTM based attention encoder-decoder E2E systems built with SpecAugment [61]. System (7) was the hybrid encoder-decoder system jointly using both subword and phoneme information and built with SpecAugment [75]. By using BLHUC speaker adaptation on the *Hub5'00* data, our CNN-TDNN systems (Systems (10) and (13)) outperformed the Systems (1) to (5), and obtained comparable performance to System (7). On the *RT03* set, our BLHUC adapted system trained with SpecAugment (System (13) in Table VII) achieved the best performance with WERs of 13.4%, 7.9%, and 10.7% on *SWBD* subset, *FSH* subset, and the whole of *RT03* respectively. This best system (System (13)) outperformed the LSTM based attention encoder-decoder system (System (6)) by using only 1/20 the number of parameters of System (6), as well as the hybrid encoder-decoder system (System (7)).

V. DISCUSSION AND CONCLUSIONS

This paper proposes a DNN speaker adaptation framework using full Bayesian learning to account for SD parameter uncertainty given limited speaker specific adaptation data. Three exemplar approaches of DNN based speaker adaptation including Bayesian learning of hidden unit contributions (BLHUC), Bayesian parameterized activation functions (BPAAct), and Bayesian hidden unit bias vectors (BHUB) are obtained by applying the Bayesian learning framework to the approaches using deterministic parameters including LHUC, parameterized activation functions (PAct), and hidden unit bias vectors (HUB). Latent variable posterior distributions are learned for each speaker in all of these Bayesian adaptation methods. An efficient variational inference based approach benefited from the Monte Carlo parameter sampling and re-parameterization is used to estimate the posterior parameters. Experiments conducted on the 300-hour speed perturbed *Switchboard* setup of LF-MMI factored TDNN/CNN-TDNN systems using i-vector speaker adaptive training suggest the proposed Bayesian adaptation consistently outperforms the deterministic adaptation on the *NIST Hub5'00* and *RT03* evaluation sets. The efficacy of the proposed Bayesian adaptation techniques is demonstrated in a comparison against the state-of-the-art performance obtained on the same task using most recent hybrid and end-to-end systems reported in the literature. The best proposed BLHUC adapted CNN-TDNN system achieves the state-of-the-art performance with 10.7% WER on the *RT03* evaluation set conducted on this task. Future works may focus on the non-variational inference of the Bayesian adaptation.

TABLE VII
PERFORMANCE CONTRASTS OF OUT BLHUC ADAPTED CNN-TDNN SYSTEMS RESCORED BY LARGER LSTM LMS AGAINST OTHER STATE-OF-THE-ART SYSTEMS CONDUCTED ON THE 300-HOUR SWITCHBOARD SETUP. THE OVERALL WERS IN “()” ARE NOT REPORTED IN THE LITERATURE AND ARE ESTIMATED USING THE SUBSET WERS.

	System	#Param	WER (%) of <i>Hub5'00</i>			WER (%) of <i>RT03</i>		
			<i>SWBD</i>	<i>CHE</i>	Avg.	<i>SWBD</i>	<i>FSH</i>	Avg.
(1)	SMBR BLSTM hybrid + i-vectors [74]	-	6.7	14.7	10.7	-	-	-
(2)	+ Affine transform based environment adaptation	-	6.7	13.5	10.2	-	-	-
(3)	Listen, attend and spell network + SpecAugment [73]	-	6.8	14.1	(10.5)	-	-	-
(4)	LSTM based attention encoder-decoder + SpecAugment [61]	28.5M	7.4	14.6	(11.0)	-	-	-
(5)		75.1M	6.8	13.4	(10.1)	-	-	-
(6)		280.1M	6.4	12.5	(9.5)	14.8	8.4	(11.7)
(7)	Hybrid encoder-decoder + CTC + SpecAugment [75]	-	6.3	13.3	(9.8)	-	-	11.4
(8)	LF-MMI CNN-TDNN + i-vectors (ours)	15.1M	7.1	14.1	10.6	15.9	9.4	12.8
(9)	+ LHUC based speaker adaptation	+ 11.8k	6.8	13.5	10.2	14.5	8.6	11.7
(10)	+ BLHUC based speaker adaptation	+ 11.8k	6.6	12.8	9.7	13.8	8.2	11.1
(11)	LF-MMI CNN-TDNN + i-vectors + SpecAugment (ours)	15.1M	7.2	13.9	10.6	15.1	9.1	12.2
(12)	+ LHUC based speaker adaptation	+ 11.8k	6.8	13.0	9.9	14.0	8.3	11.3
(13)	+ BLHUC based speaker adaptation	+ 11.8k	6.7	12.7	9.7	13.4	7.9	10.7

ACKNOWLEDGMENT

This research is supported by Hong Kong Research Grants Council GRF grant No. 14200218, 14200220, Theme-based Research Scheme T45-407/19N, Innovation & Technology Fund grant No. ITS/254/19, PiH/350/20, Shun Hing Institute of Advanced Engineering grant No. MMT-p1-19, National Natural Science Foundation of China (U1736202), and National Key R&D Program of China (2020YFC2004100)

REFERENCES

- [1] G. E. Dahl, D. Yu, L. Deng, and A. Acero, “Context-dependent pre-trained deep neural networks for large-vocabulary speech recognition,” *IEEE Transactions on audio, speech, and language processing*, vol. 20, no. 1, pp. 30–42, 2011.
- [2] H. A. Bourlard and N. Morgan, *Connectionist speech recognition: a hybrid approach*. Springer Science & Business Media, 2012, vol. 247.
- [3] O. Abdel-Hamid, A.-r. Mohamed, H. Jiang, and G. Penn, “Applying convolutional neural networks concepts to hybrid nn-hmm model for speech recognition,” in *2012 IEEE international conference on Acoustics, speech and signal processing (ICASSP)*, 2012, pp. 4277–4280.
- [4] O. Abdel-Hamid, L. Deng, and D. Yu, “Exploring convolutional neural network structures and optimization techniques for speech recognition,” in *Interspeech*, vol. 11, 2013, pp. 73–5.
- [5] V. Peddinti, D. Povey, and S. Khudanpur, “A time delay neural network architecture for efficient modeling of long temporal contexts,” in *Sixteenth Annual Conference of the International Speech Communication Association*, 2015.
- [6] L. Deng and J. Chen, “Sequence classification using the high-level features extracted from deep neural networks,” in *2014 IEEE International Conference on Acoustics, Speech and Signal Processing (ICASSP)*. IEEE, 2014, pp. 6844–6848.
- [7] H. Sak, A. Senior, and F. Beaufays, “Long short-term memory recurrent neural network architectures for large scale acoustic modeling,”
- [8] Y. Wang, A. Mohamed, D. Le, C. Liu, A. Xiao, J. Mahadeokar, H. Huang, A. Tjandra, X. Zhang, F. Zhang *et al.*, “Transformer-based acoustic modeling for hybrid speech recognition,” in *ICASSP 2020-2020 IEEE International Conference on Acoustics, Speech and Signal Processing (ICASSP)*. IEEE, 2020, pp. 6874–6878.
- [9] S. Kapadia, V. Valtchev, and S. J. Young, “Mmi training for continuous phoneme recognition on the timit database,” in *IEEE International Conference on Acoustics, Speech, and Signal Processing*, 1993.
- [10] D. Povey and P. C. Woodland, “Minimum phone error and i-smoothing for improved discriminative training,” in *IEEE International Conference on Acoustics, Speech, and Signal Processing*, vol. 1, 2002, pp. I–105.
- [11] K. Vesely, A. Ghoshal, L. Burget, and D. Povey, “Sequence-discriminative training of deep neural networks,” in *Interspeech*, vol. 2013, 2013, pp. 2345–2349.
- [12] D. Povey, V. Peddinti, D. Galvez, P. Ghahremani, and S. Khudanpur, “Purely sequence-trained neural networks for asr based on lattice-free mmi,” in *Interspeech*, 2016.
- [13] A. Graves, S. Fernández, F. Gomez, and J. Schmidhuber, “Connectionist temporal classification: labelling unsegmented sequence data with recurrent neural networks,” in *Proceedings of the 23rd international conference on Machine learning*, 2006, pp. 369–376.
- [14] K. Rao, H. Sak, and R. Prabhavalkar, “Exploring architectures, data and units for streaming end-to-end speech recognition with rnn-transducer,” in *2017 IEEE Automatic Speech Recognition and Understanding Workshop (ASRU)*. IEEE, 2017, pp. 193–199.
- [15] W. Chan, N. Jaitly, Q. Le, and O. Vinyals, “Listen, attend and spell: A neural network for large vocabulary conversational speech recognition,” in *2016 IEEE International Conference on Acoustics, Speech and Signal Processing (ICASSP)*. IEEE, 2016, pp. 4960–4964.
- [16] D. Bahdanau, J. Chorowski, D. Serdyuk, P. Brakel, and Y. Bengio, “End-to-end attention-based large vocabulary speech recognition,” in *2016 IEEE international conference on acoustics, speech and signal processing (ICASSP)*. IEEE, 2016, pp. 4945–4949.
- [17] H. Hadian, H. Sameti, D. Povey, and S. Khudanpur, “End-to-end speech recognition using lattice-free mmi,” in *Interspeech*, 2018, pp. 12–16.
- [18] S. Karita, N. Chen, T. Hayashi, T. Hori, H. Inaguma, Z. Jiang, M. Someki, N. E. Y. Soplin, R. Yamamoto, X. Wang *et al.*, “A comparative study on transformer vs rnn in speech applications,” in *IEEE Automatic Speech Recognition and Understanding Workshop (ASRU)*, 2019, pp. 449–456.
- [19] G. Saon, H. Soltan, D. Nahamoo, and M. Picheny, “Speaker adaptation of neural network acoustic models using i-vectors,” in *ASRU*, 2013.
- [20] A. Senior and I. Lopez-Moreno, “Improving dnn speaker independence with i-vector inputs,” in *Acoustics, Speech and Signal Processing (ICASSP), 2014 IEEE International Conference on*. IEEE, 2014, pp. 225–229.
- [21] F. Seide, G. Li, X. Chen, and D. Yu, “Feature engineering in context-dependent deep neural networks for conversational speech transcription,” in *Automatic Speech Recognition and Understanding (ASRU), 2011 IEEE Workshop on*. IEEE, 2011, pp. 24–29.
- [22] V. V. Digalakis, D. Rtischev, and L. G. Neumeyer, “Speaker adaptation using constrained estimation of gaussian mixtures,” *IEEE Transactions on speech and Audio Processing*, vol. 3, no. 5, pp. 357–366, 1995.
- [23] M. J. Gales, “Maximum likelihood linear transformations for hmm-based speech recognition,” *Computer speech & language*, vol. 12, no. 2, pp. 75–98, 1998.
- [24] L. Lee and R. C. Rose, “Speaker normalization using efficient frequency warping procedures,” in *IEEE International Conference on Acoustics, Speech, and Signal Processing Conference Proceedings*, vol. 1, 1996, pp. 353–356.
- [25] L. F. Uebel and P. C. Woodland, “An investigation into vocal tract length normalisation,” in *Sixth European Conference on Speech Communication and Technology*, 1999.
- [26] H. Liao, “Speaker adaptation of context dependent deep neural networks,” in *2013 IEEE International Conference on Acoustics, Speech and Signal Processing*. IEEE, 2013, pp. 7947–7951.
- [27] D. Yu, K. Yao, H. Su, G. Li, and F. Seide, “Kl-divergence regularized deep neural network adaptation for improved large vocabulary speech recognition,” in *2013 IEEE International Conference on Acoustics, Speech and Signal Processing*. IEEE, 2013, pp. 7893–7897.

- [28] J. Neto, L. Almeida, M. Hochberg, C. Martins, L. Nunes, S. Renals, and T. Robinson, "Speaker-adaptation for hybrid hmm-ann continuous speech recognition system," 1995.
- [29] B. Li and K. C. Sim, "Comparison of discriminative input and output transformations for speaker adaptation in the hybrid nn/hmm systems," in *Eleventh Annual Conference of the International Speech Communication Association*, 2010.
- [30] R. Gemello, F. Mana, S. Scanzio, P. Laface, and R. De Mori, "Linear hidden transformations for adaptation of hybrid ann/hmm models," *Speech Communication*, vol. 49, no. 10-11, pp. 827–835, 2007.
- [31] P. Swietojanski and S. Renals, "Learning hidden unit contributions for unsupervised speaker adaptation of neural network acoustic models," in *Spoken Language Technology Workshop (SLT)*, 2014, pp. 171–176.
- [32] P. Swietojanski, J. Li, and S. Renals, "Learning hidden unit contributions for unsupervised acoustic model adaptation," *IEEE/ACM Transactions on Audio, Speech, and Language Processing*, vol. 24, no. 8, pp. 1450–1463, 2016.
- [33] C. Zhang and P. C. Woodland, "Dnn speaker adaptation using parameterised sigmoid and relu hidden activation functions," in *Acoustics, Speech and Signal Processing (ICASSP), 2016 IEEE International Conference on*. IEEE, 2016, pp. 5300–5304.
- [34] —, "Parameterised sigmoid and relu hidden activation functions for dnn acoustic modelling," in *Sixteenth Annual Conference of the International Speech Communication Association*, 2015.
- [35] Y. Zhao, J. Li, and Y. Gong, "Low-rank plus diagonal adaptation for deep neural networks," in *2016 IEEE International Conference on Acoustics, Speech and Signal Processing (ICASSP)*. IEEE, 2016, pp. 5005–5009.
- [36] S. Xue, O. Abdel-Hamid, H. Jiang, L. Dai, and Q. Liu, "Fast adaptation of deep neural network based on discriminant codes for speech recognition," *IEEE/ACM Transactions on Audio, Speech and Language Processing (TASLP)*, vol. 22, no. 12, pp. 1713–1725, 2014.
- [37] C. Wu and M. J. Gales, "Multi-basis adaptive neural network for rapid adaptation in speech recognition," in *Acoustics, Speech and Signal Processing (ICASSP), 2015 IEEE International Conference on*. IEEE, 2015, pp. 4315–4319.
- [38] T. Tan, Y. Qian, and K. Yu, "Cluster adaptive training for deep neural network based acoustic model," *IEEE/ACM Transactions on Audio, Speech, and Language Processing*, vol. 24, no. 3, pp. 459–468, 2016.
- [39] M. J. Gales, "Cluster adaptive training of hidden markov models," *IEEE transactions on speech and audio processing*, vol. 8, pp. 417–428, 2000.
- [40] T. Anastasakos, J. McDonough, R. Schwartz, and J. Makhoul, "A compact model for speaker-adaptive training," in *Spoken Language, 1996. ICSLP 96. Proceedings., Fourth International Conference on*, vol. 2. IEEE, 1996, pp. 1137–1140.
- [41] Z. Meng, J. Li, Z. Chen, Y. Zhao, V. Mazalov, Y. Gang, and B.-H. Juang, "Speaker-invariant training via adversarial learning," in *2018 IEEE International Conference on Acoustics, Speech and Signal Processing (ICASSP)*. IEEE, 2018, pp. 5969–5973.
- [42] K. Li, J. Li, Y. Zhao, K. Kumar, and Y. Gong, "Speaker adaptation for end-to-end ctc models," in *2018 IEEE Spoken Language Technology Workshop (SLT)*. IEEE, 2018, pp. 542–549.
- [43] Z. Meng, Y. Gaur, J. Li, and Y. Gong, "Speaker adaptation for attention-based end-to-end speech recognition," *Interspeech*, pp. 241–245, 2019.
- [44] K. C. Sim, P. Zadrzizil, and F. Beaufays, "An investigation into on-device personalization of end-to-end automatic speech recognition models," *Proc. Interspeech 2019*, pp. 774–778, 2019.
- [45] T. Ko, V. Peddinti, D. Povey, and S. Khudanpur, "Audio augmentation for speech recognition," in *Sixteenth Annual Conference of the International Speech Communication Association*, 2015.
- [46] Y. Huang and Y. Gong, "Acoustic model adaptation for presentation transcription and intelligent meeting assistant systems," in *ICASSP 2020-2020 IEEE International Conference on Acoustics, Speech and Signal Processing (ICASSP)*. IEEE, 2020, pp. 7394–7398.
- [47] N. Jaitly and G. E. Hinton, "Vocal tract length perturbation (vtlp) improves speech recognition," in *Proc. ICML Workshop on Deep Learning for Audio, Speech and Language*, vol. 117, 2013.
- [48] J. Fainberg, P. Bell, M. Lincoln, and S. Renals, "Improving children's speech recognition through out-of-domain data augmentation," in *Interspeech*, 2016, pp. 1598–1602.
- [49] Y. Huang, L. He, W. Wei, W. Gale, J. Li, and Y. Gong, "Using personalized speech synthesis and neural language generator for rapid speaker adaptation," in *IEEE International Conference on Acoustics, Speech and Signal Processing (ICASSP)*, 2020, pp. 7399–7403.
- [50] Z. Huang, S. M. Siniscalchi, I.-F. Chen, J. Li, J. Wu, and C.-H. Lee, "Maximum a posteriori adaptation of network parameters in deep models," in *INTERSPEECH*, 2015, pp. 1076–1080.
- [51] O. Klejch, J. Fainberg, and P. Bell, "Learning to adapt: A meta-learning approach for speaker adaptation," *Interspeech*, pp. 867–871, 2018.
- [52] D. J. C. Mackay, "A practical bayesian framework for backpropagation networks," *Neural Computation*, vol. 4, no. 3, pp. 448–472, 1992.
- [53] D. Barber and C. M. Bishop, "Ensemble learning in bayesian neural networks," *NATO ASI SERIES F COMPUTER AND SYSTEMS SCIENCES*, vol. 168, pp. 215–238, 1998.
- [54] D. P. Kingma and M. Welling, "Stochastic gradient vb and the variational auto-encoder," in *Second International Conference on Learning Representations, ICLR*, vol. 19, 2014.
- [55] A. Graves, "Practical variational inference for neural networks," in *Advances in neural information processing systems*, 2011, pp. 2348–2356.
- [56] J. T. Chien and Y. C. Ku, "Bayesian recurrent neural network for language modeling," *IEEE Transactions on Neural Networks & Learning Systems*, vol. 27, no. 2, pp. 361–374, 2016.
- [57] S. Hu, M. W. Lam, X. Xie, S. Liu, J. Yu, X. Wu, X. Liu, and H. Meng, "Bayesian and gaussian process neural networks for large vocabulary continuous speech recognition," in *ICASSP 2019-2019 IEEE International Conference on Acoustics, Speech and Signal Processing (ICASSP)*. IEEE, 2019, pp. 6555–6559.
- [58] S. Hu, X. Xie, S. Liu, M. W. Lam, J. Yu, X. Wu, X. Liu, and H. Meng, "Lf-mmi training of bayesian and gaussian process time delay neural networks for speech recognition," *Interspeech*, pp. 2793–2797, 2019.
- [59] A. F. Murray and P. J. Edwards, "Enhanced mlp performance and fault tolerance resulting from synaptic weight noise during training," *IEEE Transactions on neural networks*, vol. 5, no. 5, pp. 792–802, 1994.
- [60] S. Braun and S.-C. Liu, "Parameter uncertainty for end-to-end speech recognition," in *ICASSP 2019-2019 IEEE International Conference on Acoustics, Speech and Signal Processing (ICASSP)*. IEEE, 2019, pp. 5636–5640.
- [61] Z. Tüske, G. Saon, K. Audhkhasi, and B. Kingsbury, "Single headed attention based sequence-to-sequence model for state-of-the-art results on switchboard-300," *arXiv preprint arXiv:2001.07263*, 2020.
- [62] X. Xie, X. Liu, T. Lee, S. Hu, and L. Wang, "Blhuc: Bayesian learning of hidden unit contributions for deep neural network speaker adaptation," in *ICASSP 2019-2019 IEEE International Conference on Acoustics, Speech and Signal Processing (ICASSP)*. IEEE, 2019, pp. 5711–5715.
- [63] L. Samarakoon and K. C. Sim, "Subspace lhuc for fast adaptation of deep neural network acoustic models," in *Interspeech*, 2016.
- [64] D. J. MacKay and D. J. Mac Kay, *Information theory, inference and learning algorithms*. Cambridge university press, 2003.
- [65] J. J. Godfrey, E. C. Holliman, and J. McDaniel, "Switchboard: Telephone speech corpus for research and development," in *[Proceedings] ICASSP-92: 1992 IEEE International Conference on Acoustics, Speech, and Signal Processing*, vol. 1. IEEE, 1992, pp. 517–520.
- [66] D. Povey, A. Ghoshal, G. Boulianne, L. Burget, O. Glembek, N. Goel, M. Hannemann, P. Motlicek, Y. Qian, P. Schwarz *et al.*, "The kaldi speech recognition toolkit," in *IEEE 2011 workshop on automatic speech recognition and understanding*, no. EPFL-CONF-192584. IEEE Signal Processing Society, 2011.
- [67] D. Povey, X. Zhang, and S. Khudanpur, "Parallel training of deep neural networks with natural gradient and parameter averaging," *arXiv preprint arXiv:1410.7455*, 2014.
- [68] C. Lüscher, E. Beck, K. Irie, M. Kitza, W. Michel, A. Zeyer, R. Schlüter, and H. Ney, "Rwth asr systems for librispeech: Hybrid vs attention," *Interspeech, Graz, Austria*, 2019.
- [69] J. Fiscus, "Speech recognition scoring toolkit (sctk)," Retrieved July, vol. 1, p. 2017, 2007.
- [70] L. Gillick and S. J. Cox, "Some statistical issues in the comparison of speech recognition algorithms," in *International Conference on Acoustics, Speech, and Signal Processing*. IEEE, 1989, pp. 532–535.
- [71] M. Padmanabhan, G. Saon, and G. Zweig, "Lattice-based unsupervised mlr for speaker adaptation," in *ASR2000-automatic speech recognition: challenges for the New Millenium ISCA Tutorial and Research Workshop (ITRW)*, 2000.
- [72] M. Sundermeyer, R. Schlüter, and H. Ney, "Lstm neural networks for language modeling," in *Thirteenth annual conference of the international speech communication association*, 2012.
- [73] D. S. Park, W. Chan, Y. Zhang, C.-C. Chiu, B. Zoph, E. D. Cubuk, and Q. V. Le, "Specaugment: A simple data augmentation method for automatic speech recognition," *Interspeech*, pp. 2613–2617, 2019.
- [74] M. Kitza, P. Golik, R. Schlüter, and H. Ney, "Cumulative adaptation for blstm acoustic models," *Proc. Interspeech 2019*, pp. 754–758, 2019.
- [75] W. Wang, Y. Zhou, C. Xiong, and R. Socher, "An investigation of phone-based subword units for end-to-end speech recognition," *arXiv preprint arXiv:2004.04290*, 2020.