

# APPROXIMATE LAPLACE APPROXIMATIONS FOR SCALABLE MODEL SELECTION

DAVID ROSSELL, ORIOL ABRIL, ANIRBAN BHATTACHARYA

**ABSTRACT.** We propose the approximate Laplace approximation (ALA) to evaluate integrated likelihoods, a bottleneck in Bayesian model selection. The Laplace approximation (LA) is a popular tool that speeds up such computation and equips strong model selection properties. However, when the sample size is large or one considers many models the cost of the required optimizations becomes impractical. ALA reduces the cost to that of solving a least-squares problem for each model. Further, it enables efficient computation across models such as sharing pre-computed sufficient statistics and certain operations in matrix decompositions. We prove that in generalized (possibly non-linear) models ALA achieves a strong form of model selection consistency, at the same functional rates as exact computation. We consider fixed- and high-dimensional problems, group and hierarchical constraints, and the possibility that all models are misspecified. We also obtain ALA rates for Gaussian regression under non-local priors, an important example where the LA can be costly and does not consistently estimate the integrated likelihood. Our examples include non-linear regression, logistic, Poisson and survival models. We implement the methodology in the R package `mombf`.

A main computational bottleneck in Bayesian model selection is the need to evaluate the integrated likelihood, either when the sample size  $n$  is large or there are many models to consider. If said integrals can be obtained quickly, one can often use relatively simple algorithms to explore effectively the model space. For example, one may rely on the fast convergence of Metropolis–Hastings moves when posterior model probabilities concentrate (Yang et al., 2016), tempering strategies to explore model spaces with strong multi-modalities (Zanella and Roberts, 2019), or adaptive Markov Chain Monte Carlo to reduce the effort in exploring low posterior probability models (Griffin et al., 2020). Unfortunately, except for very specific settings such as Gaussian regression under conjugate priors, the integrated likelihood has no closed-form, which seriously hampers scaling computations to even moderate dimensions.

Our main contribution is proposing a simple yet powerful approximate inference technique, the Approximate Laplace Approximation (ALA). Analogously to the classical Laplace approximation (LA) to an integral, ALA uses a second-order Taylor expansion of the integrand, the difference being that the expansion is done at a point that simplifies

---

*Key words and phrases.* Approximate inference; model selection; model misspecification; group constraints; hierarchical constraints; non-parametric regression; non-local priors.

DR was supported by Spanish Government grants Europa Excelencia EUR2020-112096, RYC-2015-18544, PGC2018-101643-B-I00. DR and AB acknowledge NIH grant R01 CA158113-01.

calculations. Also, there is a particular version of the ALA for which, within the exponential family, one may pre-compute statistics to obtain the ALA in all models. After said pre-computation, the computational cost does not depend on  $n$ .

We outline the idea and introduce further notation later. Let  $y = (y_1, \dots, y_n)$  be an observed outcome of interest and suppose that one wishes to consider several models  $\gamma \in \Gamma$  within some set of models  $\Gamma$ . Given prior model probabilities  $p(\gamma)$ , Bayesian model selection assigns posterior probabilities  $p(\gamma | y) = p(y | \gamma)p(\gamma)/p(y)$ , where

$$p(y | \gamma) = \int p(y | \eta_\gamma, \gamma)p(\eta_\gamma | \gamma)d\eta_\gamma$$

is the integrated likelihood,  $p(y | \eta_\gamma, \gamma)$  the likelihood-function under model  $\gamma$ ,  $\eta_\gamma \in \mathbb{R}^{p_\gamma}$  the model parameters,  $p(\eta_\gamma | \gamma)$  their prior density, and  $p(y) = \sum_{\gamma \in \Gamma} p(y | \gamma)p(\gamma)$ . The LA provides an approximation  $\hat{p}(y | \gamma)$  using a Taylor expansion of  $\log p(y | \eta_\gamma, \gamma)$  at the maximum-likelihood estimator  $\hat{\eta}_\gamma$  (or alternatively, at the posterior mode), giving

$$(1) \quad \hat{p}(y | \gamma) = p(y | \hat{\eta}_\gamma, \gamma)p(\hat{\eta}_\gamma | \gamma)(2\pi)^{p_\gamma/2}|\hat{H}_\gamma|^{-\frac{1}{2}},$$

where  $\hat{H}_\gamma$  is the negative log-likelihood hessian at  $\hat{\eta}_\gamma$ . Although  $\hat{p}(y | \gamma)$  is typically accurate, the optimization to obtain  $\hat{\eta}_\gamma$  can be costly when  $p_\gamma = \dim(\eta_\gamma)$  is large, especially when one wishes to repeat such a calculation for many models. It is also costly when the sample size  $n$  is large, since for most common models each evaluation of the likelihood and derivatives has cost growing at least linearly with  $n$ .

ALA bypasses the need to obtain  $\hat{\eta}_\gamma$  by expanding the log-likelihood at a suitably-chosen initial value  $\eta_{\gamma 0}$ . The computational savings are substantial, see Figure 2, Figure S1 and Table 1 for logistic, Poisson and survival regression examples. The examples use the same software implementation, see Section 5 for details.

In this paper we focus attention in regression problems where setting coefficients in  $\eta_{\gamma 0}$  to 0 results in convenient simplifications. Let  $\tilde{\eta}_\gamma = \eta_{\gamma 0} - H_{\gamma 0}^{-1}g_{\gamma 0}$  be a guess at  $\hat{\eta}_\gamma$  given by a Newton–Raphson iteration from  $\eta_{\gamma 0}$ , where  $g_{\gamma 0}$  and  $H_{\gamma 0}$  are the gradient and hessian of the negative log-likelihood at  $\eta_{\gamma 0}$ . A quadratic log-likelihood expansion at  $\eta_{\gamma 0}$  (see Section S1) gives the ALA to the integrated likelihood

$$(2) \quad \tilde{p}(y | \gamma) = p(y | \eta_{\gamma 0}, \gamma)p(\tilde{\eta}_\gamma | \gamma)(2\pi)^{p_\gamma/2}|H_{\gamma 0}|^{-\frac{1}{2}}e^{\frac{1}{2}g_{\gamma 0}^T H_{\gamma 0}^{-1} g_{\gamma 0}},$$

in turn giving ALA posterior probabilities  $\tilde{p}(\gamma | y) = \tilde{p}(y | \gamma)p(\gamma) / \sum_{\gamma' \in \Gamma} \tilde{p}(y | \gamma')p(\gamma')$ . Figure 1 offers a simple illustration in a univariate logistic regression example. As a side remark, if one instead expands the full integrand  $\log[p(y | \eta_{\gamma 0})p(\eta_{\gamma 0})]$  and denotes by  $(g_{\gamma 0}, H_{\gamma 0})$  its negative gradient and hessian, one obtains an alternative ALA

$$p(y | \eta_{\gamma 0}, \gamma)p(\eta_{\gamma 0} | \gamma)(2\pi)^{p_\gamma/2}|H_{\gamma 0}|^{-\frac{1}{2}}e^{\frac{1}{2}g_{\gamma 0}^T H_{\gamma 0}^{-1} g_{\gamma 0}}.$$

Both versions of ALA attain the same model selection rates under mild conditions and performed similarly in our examples, for simplicity we focus on (2).

The caveat is that, unlike LA, in general  $\tilde{p}(y | \gamma)$  does not consistently estimate  $p(y | \gamma)$  as  $n \rightarrow \infty$ . For concave log-likelihoods the LA has relative error converging to 1 in probability, under the minimal condition that  $\hat{H}_\gamma/n$  converges in probability to a positive-definite matrix (Rossell and Rubio (2019), Proposition 8). In fact, under further

conditions, the LA estimates Bayes factors with relative error of order  $1/n^2$  (Kass et al., 1990). See also Ruli et al. (2016) for higher-order LAs to improve accuracy in high-dimensional integrals. The ALA does not equip such properties, but it attains a strong type of model selection consistency at the same rates as the exact calculations. The result also holds when (inevitably) models are misspecified, that is the data are truly generated by a distribution  $F^*$  outside the considered models. Specifically, we prove that the ALA posterior probability  $\tilde{p}(\tilde{\gamma}^* | y)$  converges to 1 in the  $L_1$  sense for a suitably-defined optimal model  $\tilde{\gamma}^*$ , that is  $\lim_{n \rightarrow \infty} E_{F^*}[\tilde{p}(\tilde{\gamma}^* | y)] \rightarrow 1$ . The obtained rates bound the frequentist probability of selecting a model different than  $\tilde{\gamma}^*$ , and of the selected model containing type I-II errors, see Section 4.2. Said  $\tilde{\gamma}^*$  is in general different from the model  $\gamma^*$  asymptotically recovered by exact model-based calculations. Under misspecification, neither  $\gamma^*$  nor  $\tilde{\gamma}^*$  in general recover the set of active parameters associated to the data-generating model, but the optimal parameters under two different implicit loss functions. However we show via examples that  $\tilde{\gamma}^*$  and  $\gamma^*$  often coincide, and provide a sufficient condition for  $\tilde{\gamma}^*$  to discard truly spurious parameters.

We remark that approximate inference methods for parameter estimation or prediction, say variational Bayes (Jordan et al., 1999) or expectation propagation (Minka, 2001), face serious issues to quantify uncertainty, and are hence in general inadequate for model selection where the goal is structural learning. For instance, Carbonetto and Stephens (2012) proposed variational Bayes for variable selection with Gaussian outcomes, and explained that the algorithm is suitable to estimate hyper-parameters but can give inconsistent estimates of posterior inclusion probabilities. Huang et al. (2016) also considered Gaussian outcomes and proved high-dimensional variable selection consistency, provided the variational posterior variance is adjusted to the “right order”. Such adjustment requires tuning parameters that are hard to set in practice. The relevance of ALA lies in providing fast approximate inference *for model selection* that is equipped with strong theoretical properties. It may in principle possible to use ALA for parameter estimation, for instance by using ALA posterior probabilities to weight posterior means that are computed exactly for a subset of models with strong posterior support, but such task requires a delicate study beyond our scope. Here, in any examples where point estimates are reported, they are based on the MLE under the ALA-selected model.

We focus our study on a wide model class within the exponential family, which includes generalized linear, generalized additive models and other (possibly non-additive) generalized structured regression. We also illustrate the use of ALA with concave log-likelihoods outside the exponential family, via a non-linear additive accelerated failure time model (Rossell and Rubio, 2019). We incorporate two aspects where state-of-the-art methods encounter difficulties. First, we consider that the model selection exercise may combine group and hierarchical constraints, a case where penalized likelihood and shrinkage prior methods can face difficulties in terms of inference and computational complexity. Said constraints are relevant when one considers categorical covariates, interaction terms, and semi- and non-parametric extensions of generalized linear models, for example. Second, we use ALA to facilitate computation for non-local priors (Johnson and Rossell, 2010, 2012). Non-local priors attain some of the strongest theoretical properties among

Bayesian methods in high dimensions, see Shin et al. (2018) and Rossell (2018). However, exact calculations are unfeasible, the LA is costly and it does not consistently estimate  $p(y | \gamma)$  for any model  $\gamma$  that includes truly spurious parameters (Rossell and Telesca, 2017). Interestingly, although we generally view the ALA as fast approximate inference that may perform slightly worse than the LA, for non-local priors the ALA often attains better inference. As discussed later, ALA can also beat the exact  $p(y | \gamma)$  in certain situations where models are misspecified, intuitively this happens when the approximate likelihood used by ALA is closer to the data-generating truth than the (wrongly) assumed model.

We lay out notation. Let  $x_i \in \mathcal{X}$  be covariates taking values in some domain  $\mathcal{X}$ . Consider a generalized structured regression with predictor

$$(3) \quad h(E(y_i | x_i)) = \sum_{j=1}^J z_{ij}^T \beta_j,$$

where  $h(\cdot)$  is the canonical link function and  $z_i = (z_{i1}^T, \dots, z_{iJ}^T)^T$  a (possibly non-linear) basis for the effect of  $x_i$  with coefficients  $\beta = (\beta_1^T, \dots, \beta_J^T)^T$ . Our notation emphasizes that each  $z_{ij} \in \mathbb{R}^{p_j}$  defines a group with  $p_j$  elements, e.g. multiple binary indicators for a categorical covariate or a non-linear basis expansion for a continuous covariate. Let  $p = \sum_{j=1}^J p_j$  be the total number of parameters and  $Z = (z_1^T, \dots, z_n^T)^T$  the  $n \times p$  design matrix. Equation (3) includes generalized linear models regressing  $y_i$  on  $x_i$ , additive regression on functions of  $x_i$ , non-linear interactions between elements of  $x_i$ , and more general non-parametric functions of  $x_i$  expressed as tensor-product splines or other suitable bases, to mention a few examples.

Our goal is to determine which coefficient groups  $\beta_j \in \mathbb{R}^{p_j}$  should be set to zero, which leads to dropping linear, non-linear or interaction terms from the model. In structured regression one may want to impose hierarchical constraints, in the sense that  $\beta_l = 0$  implies  $\beta_j = 0$  for some  $l \neq j$ . For instance, one may wish to exclude interaction terms unless the corresponding main effects are present, or to decompose non-linear effects as a linear plus a non-linear term, and to only include the latter if the linear term is present (Scheipl et al., 2012; Rossell and Rubio, 2019). Such (optional) hierarchical constraints can be added as follows. Let  $\gamma_j = \mathbb{I}(\beta_j \neq 0)$  for  $j = 1, \dots, J$  be group inclusion indicators, so that  $\gamma = (\gamma_1, \dots, \gamma_J)$  indexes the model, and let  $C \subseteq \Gamma$  be the models satisfying the constraints. The constraints actually reduce the number of considered models and are easily incorporated by assigning  $\pi(\gamma) = 0$  to any  $\gamma \notin C$ . In contrast, adding hierarchical constraints to penalized likelihood and Bayesian shrinkage frameworks lead to computational difficulties. For instance, hierarchical constraints for LASSO penalties lead to a challenging optimization problem, and while one can devise relaxed constraints as in the hierarchical LASSO (Bien et al., 2013), our examples indicate the computation can be prohibitive.

The paper is structured as follows. Section 1 reviews exponential family models and discusses computational savings associated to the ALA. Although the ALA applies to a wide set of priors, for concreteness Section 2 outlines specific local and a non-local priors on parameters that we use in our examples, and a group hierarchical prior on

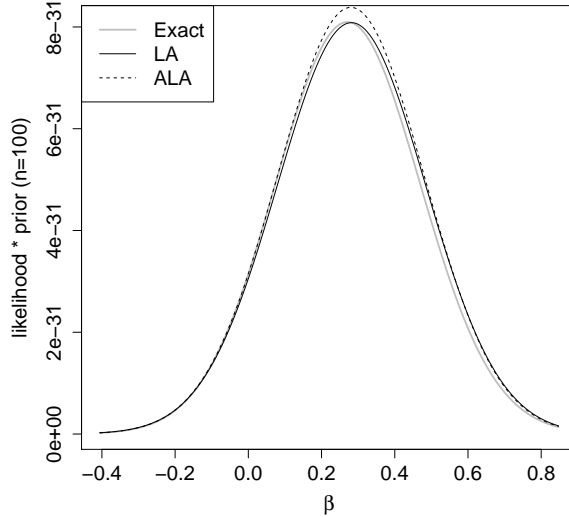


FIGURE 1. Logistic regression simulation ( $n = 100$ ,  $p = 1$ , true  $\beta_\gamma^* = 0.405$ ). Joint density  $p(y | \beta_\gamma, \gamma)N(\beta_\gamma; 0, 1)$ , LA and ALA at  $\eta_\gamma = 0$ .

models  $p(\gamma)$ . The non-local prior is in fact a secondary contribution of this paper: it is a novel class combining additive penalties (Johnson and Rossell, 2010) suitable for group constraints with product-type penalties required for high-dimensional consistency (Johnson and Rossell, 2012). Section 3 gives specific ALA expressions, first for local priors and subsequently for the more challenging non-local prior case. Section 4 gives theoretical results on the model selection consistency of ALA, specifically rates that hold for fixed  $p$  under minimal conditions and high-dimensional rates where  $p$  grows with  $n$ , under slightly stronger conditions. Besides the predictor (3), the exponential family also incorporates a dispersion parameter  $\phi \in \mathbb{R}^+$ . Hence the complete set of parameters for model  $\gamma$  is  $\eta_\gamma = (\beta_\gamma, \phi)$ . For some important particular cases  $\phi$  is known, for example in logistic and Poisson regression. We distinguish the known and unknown  $\phi$  cases when needed. In particular our high-dimensional theory focuses on the known  $\phi$  case, this is to alleviate a technical exposition that is already relatively involved, but our results also apply to Gaussian outcomes with unknown error variance  $\phi$ . Section 5 shows examples assessing the numerical accuracy of ALA, the required computational time, and the quality of its associated model selection. We consider logistic, Poisson and survival examples, as well as non-linear Gaussian regression under non-local priors where  $p(y | \gamma)$  are hard to approximate. Section 6 concludes. The supplementary material contains proofs, derivations, supplementary results and data and R code to reproduce our examples.

$p = 10, n \in \{100, 500, 1000, 5000\}$

$n = 500, p \in \{5, 10, 25, 50\}$

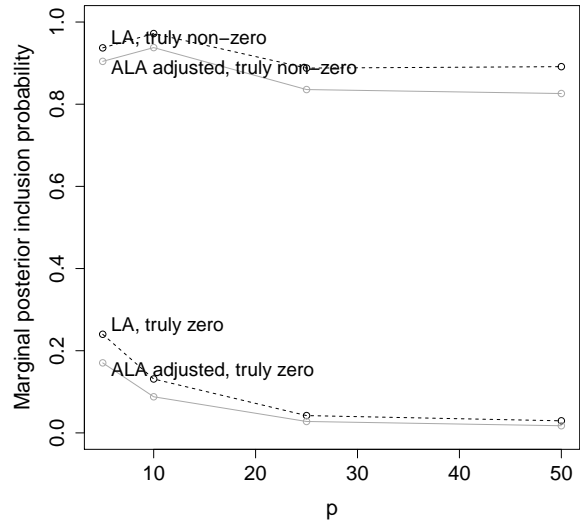
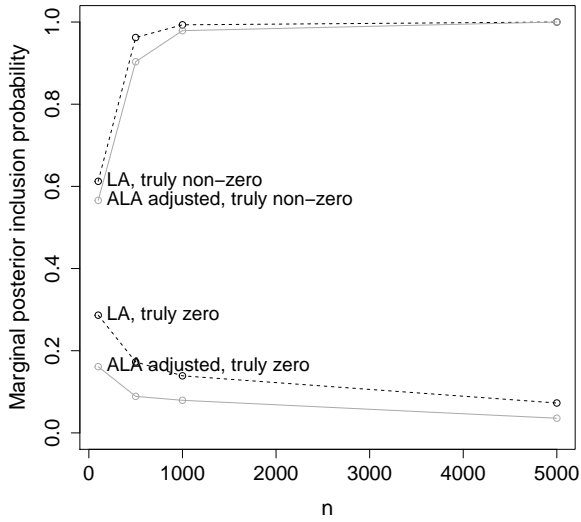
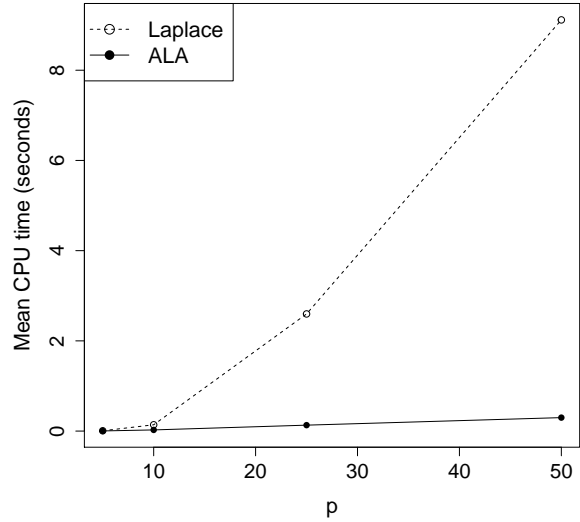
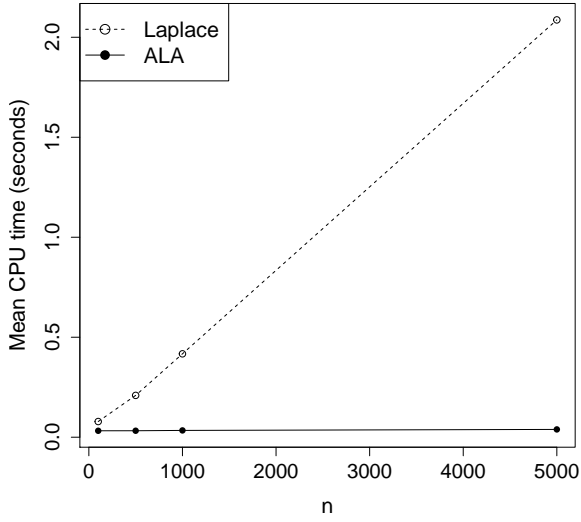


FIGURE 2. Logistic regression simulation. Top: average run time (seconds) in a single-core i7 processor running Ubuntu 21.04. Bottom: average posterior inclusion probabilities for truly active and inactive variables ( $\beta_j^* \neq 0$ )

## 1. LIKELIHOOD

For any given model  $\gamma$ , the distribution of  $y$  is assumed to be in the exponential family with canonical link and likelihood function

$$(4) \quad p(y | \beta, \phi, \gamma) = \exp \left\{ [y^T Z_\gamma \beta_\gamma - \sum_{i=1}^n b(z_{\gamma i}^T \beta_\gamma)] / \phi + \sum_{i=1}^n c(y_i, \phi) \right\},$$

where  $\phi > 0$  is an optional dispersion parameter and  $b(\cdot)$  an infinitely differentiable function. The gradient and hessian of the negative log-likelihood  $-\log p(y \mid \beta, \phi, \gamma)$  are

$$g_\gamma(\beta_\gamma, \phi) = -\frac{1}{\phi} \left( -[y^T Z_\gamma \beta_\gamma - \sum_{i=1}^n b'(z_{\gamma i}^T \beta_\gamma) z_{\gamma i}] / \phi + \phi \sum_{i=1}^n \nabla_\phi c(y_i, \phi) \right)$$

$$H_\gamma(\beta_\gamma, \phi) = \frac{1}{\phi} \begin{pmatrix} Z_\gamma^T D_\gamma Z_\gamma & g_\beta(\beta_\gamma, \phi) \\ g_\beta(\beta_\gamma, \phi)^T & -2[y^T Z_\gamma \beta_\gamma - \sum_{i=1}^n b(z_{\gamma i}^T \beta_\gamma)] / \phi^2 - \phi \sum_{i=1}^n \nabla_{\phi\phi}^2 c(y_i, \phi) \end{pmatrix}$$

where  $D_\gamma$  is an  $n \times n$  diagonal matrix with diagonal entry  $b''(z_{\gamma i}^T \beta_\gamma) > 0$ . For completeness, Section S2 provides expressions for logistic and Poisson models.

A computationally-convenient choice for the ALA in (2) is to set  $\eta_{\gamma 0} = (\beta_{\gamma 0}, \phi_0)$ , where  $\beta_{\gamma 0} = 0$  and, if  $\phi$  is a unknown parameter,

$$(5) \quad \phi_0 = \arg \max_\phi p(y \mid \beta = 0, \phi, \gamma)$$

is the maximum likelihood estimator conditional on  $\beta_\gamma = \beta_{\gamma 0}$ .  $\phi_0$  does not depend on  $Z$ , hence it can be computed upfront and shared across all models, and converges in probability to a positive constant under minimal conditions (Theorem 2).

To ease notation let  $\tilde{y} = (y - b'(0)\mathbb{1})/b''(0)$  denote a shifted and scaled version of  $y$ ,  $\mathbb{1} = (1, \dots, 1)^T$  being the  $n \times 1$  unit vector. The gradient and hessian at  $(\beta_\gamma, \phi) = (0, \phi_0)$  are

$$(6) \quad g_{\gamma 0} = -\frac{b''(0)}{\phi_0} \begin{pmatrix} Z_\gamma^T \tilde{y} \\ 0 \end{pmatrix}$$

$$H_{\gamma 0} = \frac{b''(0)}{\phi_0} \begin{pmatrix} Z_\gamma^T Z_\gamma & -Z_\gamma^T \tilde{y} / \phi_0 \\ -\tilde{y}^T Z_\gamma / \phi_0 & s(\phi_0) \end{pmatrix},$$

where  $s(\phi_0) = [2nb(0)/\phi_0^2 + \phi_0 \sum_{i=1}^n \nabla_{\phi\phi}^2 c(y_i, \phi_0)]/b''(0)$ . To interpret these expressions, the variance predicted by the exponential family model at  $\beta_{\gamma 0} = 0$  is  $V(y_i \mid z_{\gamma i}, \beta_\gamma = 0, \phi) = \phi b''(0)$ , hence  $V(\tilde{y}_i \mid z_{\gamma i}, \beta_\gamma = 0, \phi) = \phi/b''(0)$ . Thus,  $(g_{\gamma 0}, H_{\gamma 0})$  are analogous to the gradient and hessian in a least-squares regression of  $\tilde{y}$  on  $Z$ , with model-based variance  $\phi/b''(0)$ .

Sections 3-4 show that  $\eta_{\gamma 0} = (0, \phi_0)^T$  leads to a particularly tractable ALA and desirable model selection rates. The ALA then basically requires least-squares type computations where  $(Z^T \tilde{y}, Z^T Z)$  play the role of sufficient statistics that can be computed upfront and shared across all models. To further save memory and computational requirements, in our implementation we store  $Z^T Z$  in a sparse matrix that is incrementally filled the first time that any given entry is required, so that one need not calculate and store a large  $p \times p$  matrix. It is in principle possible to consider alternative  $\eta_{\gamma 0}$ , say obtained after a few Newton-Raphson iterations, in an attempt to obtain an ALA that is closer to the LA in (1). We leave such alternatives for future study, given that they lead to costlier computation and  $\eta_{\gamma 0} = (0, \phi_0)$  attains good theoretical properties and showed a competitive performance in our examples.

## 2. PRIOR

Most of our results apply to any model prior  $p(\gamma)$ . For concreteness we outline a structure that assigns the same probability to all models with the same number of active groups  $|\gamma| = \sum_{j=1}^J \gamma_j$ , and an arbitrary distribution  $p(|\gamma|)$  on  $|\gamma|$ . If one wishes to consider a subset of models  $C$  satisfying hierarchical constraints, zero probability is assigned to models  $\gamma \notin C$ . Specifically,

$$(7) \quad p(\gamma) = \begin{cases} K p(|\gamma|) \binom{J}{|\gamma|}^{-1}, & \text{if } \gamma \in C \text{ and } |\gamma| \leq \bar{J} \\ 0, & \text{otherwise} \end{cases}$$

where  $\bar{J}$  is the maximum model size one wishes to consider and  $K$  a prior normalization constant that does not need to be evaluated explicitly. The formulation allows both a number of parameters  $p \gg n$  and groups  $J \gg n$ , but restricts the model space to using combinations of at most  $\bar{J}$  groups. Given that models with  $p_\gamma \geq n$  parameters result in data interpolation, typically one sets both  $\bar{J} \ll n$  and  $p_\gamma \ll n$  for any allowed  $\gamma \in C$ , see Section 4.2 for further discussion.

In Section 4 we provide pairwise Bayes factor rates for general  $p(|\gamma|)$ , whereas to ease exposition for posterior model probability rates we focus on

$$p(|\gamma|) \propto p^{-c|\gamma|},$$

where  $c \geq 0$  is a user-specified constant and  $\propto$  denotes “proportional to”. For  $c = 0$  one obtains uniform  $p(|\gamma|) = 1/(\bar{J} + 1)$ , which generalizes the Beta-Binomial(1,1) distribution advocated by Scott and Berger (2006) to a setting where there may be groups and hierarchical constraints. In our experience  $c = 0$  strikes a good balance between sparsity and retaining power to detect truly non-zero coefficients, hence in all our examples we used  $c = 0$ . One may also set  $c > 0$ , which is motivated by the so-called Complexity priors of Castillo et al. (2015). These set a stronger prior penalty on the model size that leads to faster rates to discard spurious parameters, at the cost of slower rates to detect active parameters. See Section 4 for further details.

**2.1. Group product priors.** Regarding the prior on parameters, our examples use Normal priors and a novel group MOM (gMOM) prior family that factorize over groups

$$(8) \quad \begin{aligned} p^L(\beta \mid \phi, \gamma) &= \prod_{\gamma_j=1} N \left( \beta_j; 0, \frac{\phi g_L n}{p_j} (Z_j^T Z_j)^{-1} \right) \\ p^N(\beta \mid \phi, \gamma) &= \prod_{\gamma_j=1} \frac{\beta_j^T Z_j^T Z_j \beta_j}{\phi g_N n p_j / (p_j + 2)} N \left( \beta_j; 0, \frac{\phi g_N n}{p_j + 2} (Z_j^T Z_j)^{-1} \right) \end{aligned}$$

and, for model where  $\phi$  is unknown, we set  $p(\phi) = \text{IG}(\phi; a, b)$  for given prior parameters  $g_L, g_N, a, b > 0$ . Both priors feature a Normal kernel with a group-Zellner covariance matrix proportional to  $Z_j^T Z_j$ . Other covariances may be used, but our choice leads to inference that is robust to affine within-group reparameterizations of  $\beta_j$  (for example, changing the reference category for discrete predictors), and to simple default parameter



values  $g_L = g_N = 1$  (see Section 2.2). The gMOM prior can be replaced by other non-local priors (Johnson and Rossell, 2010; Rossell et al., 2013), but the gMOM facilitates computation and prior elicitation and in our experience usually attains good performance. The intuition is simple, the gMOM penalizes groups with small contributions  $\beta_j^T Z_j^T Z_j \beta_j$  relative to its size  $p_j = \dim(\beta_j)$ , which helps induce sparsity.

The gMOM generalizes previous non-local priors to incorporate group structure. Johnson and Rossell (2010) set a global additive penalty on  $\beta_\gamma^T Z_\gamma^T Z_\gamma \beta_\gamma$ , which penalizes  $\beta_\gamma = 0$  but not group-specific  $\beta_j = 0$ . Product non-local priors (Johnson and Rossell, 2012) penalize  $\beta_j \neq 0$  containing any zero scalar entry, whereas here we wish to penalize zero contributions  $\beta_j = 0$  for the whole group  $j$ . In the particular case where there are no groups, that is  $J = p$ , then the gMOM prior reduces to the usual product MOM prior.

**2.2. Prior elicitation.** Although our focus is computational and our theory applies to any prior parameters  $(g_L, g_N)$  (under minimal conditions), we outline a simple strategy to obtain default  $(g_L, g_N)$  that we used in our examples. The strategy builds upon the unit information prior, a popular default leading to the Bayesian information criterion (Schwarz, 1978), the difference being that we account for the presence of groups in  $Z_\gamma$ .

Suppose that there were no groups in  $Z_\gamma$ . The unit information prior can be interpreted as containing as much information as a single observation. Another (perhaps more natural) interpretation is its specifying the prior belief that  $E(\beta_\gamma^T Z_\gamma^T Z_\gamma \beta_\gamma / [n\phi]) = p_\gamma$ . The expected contribution  $\beta_\gamma^T Z_\gamma^T Z_\gamma \beta_\gamma / n$  relative to the dispersion  $\phi$ , which is a measure of the predictive ability contained in  $Z_\gamma$ , is given by the number of variables  $p_\gamma$ .

Suppose now that a variable defines a group of columns in  $Z_\gamma$ , for instance a non-linear basis expansion. Then  $p_\gamma$  depends on the basis dimension, which is often chosen arbitrarily. The unit information prior would imply the belief that the predictive power of  $Z_\gamma$  increases with the number of parameters  $p_\gamma$  (and the arbitrary basis dimension), rather than the number of variables  $\sum_{j=1}^J \gamma_j$ . Instead, we set prior parameters such that the prior expected predictive power depends on  $\sum_{j=1}^J \gamma_j$  and is unaffected by the basis dimension. That is, we set  $(g_L, g_N)$  such that

$$E \left( \frac{\beta_\gamma^T Z_\gamma^T Z_\gamma \beta_\gamma}{n\phi} \right) = E \left( \sum_{\gamma_j=1}^J \frac{\beta_j^T Z_j^T Z_j \beta_j}{n\phi} \right) = \sum_{j=1}^J \gamma_j.$$

For the Normal and gMOM priors in (8) this rule gives  $g_L = g_N = 1$ , see Section S3.

### 3. APPROXIMATE LAPLACE APPROXIMATION

We first discuss the ALA under a local prior  $p^L(\cdot)$ , and subsequently that for the gMOM prior  $p^N(\cdot)$ . Recall that for the latter the integrated likelihood has no computationally-convenient closed-form, even in Gaussian regression.

**3.1. Local priors.** The ALA to the Bayes factor between any pair of models  $(\gamma, \gamma')$  is

$$(9) \quad \tilde{B}_{\gamma\gamma'}^L = \frac{\tilde{p}^L(y | \gamma)}{\tilde{p}^L(y | \gamma')} = e^{\frac{1}{2}(g_{\gamma_0}^T H_{\gamma_0}^{-1} g_{\gamma_0} - g_{\gamma'_0}^T H_{\gamma'_0}^{-1} g_{\gamma'_0})} (2\pi)^{\frac{p_\gamma - p_{\gamma'}}{2}} \frac{|H_{\gamma'_0}|^{\frac{1}{2}} p^L(\tilde{\eta}_\gamma | \gamma)}{|H_{\gamma_0}|^{\frac{1}{2}} p^L(\tilde{\eta}_{\gamma'} | \gamma')}.$$

Expression (9) can be used for any model beyond the exponential family, provided the log-likelihood is concave. As an example, Section 5.4 illustrates the Gaussian accelerated failure time model; see Section S2.3 for the corresponding log-likelihood, gradient and derivatives, and the conditions for log-likelihood concavity.

We now provide specific expressions for exponential family models (4), and discuss a curvature adjustment designed to improve finite  $n$  performance. Consider first the case where  $\phi$  is a known constant, as in logistic and Poisson models. Taking  $\eta_{\gamma 0} = \beta_{\gamma 0} = 0$  gives

$$(10) \quad \tilde{B}_{\gamma\gamma'}^L = e^{\frac{b''(0)}{2\phi}(\tilde{\beta}_\gamma^T Z_\gamma^T Z_\gamma \tilde{\beta}_\gamma - \tilde{\beta}_{\gamma'}^T Z_{\gamma'}^T Z_{\gamma'} \tilde{\beta}_{\gamma'})} \left( \frac{2\pi\phi}{b''(0)} \right)^{\frac{p_\gamma - p_{\gamma'}}{2}} \frac{|Z_{\gamma'}^T Z_{\gamma'}|^{\frac{1}{2}} p^L(\tilde{\beta}_\gamma | \phi, \gamma)}{|Z_\gamma^T Z_\gamma|^{\frac{1}{2}} p^L(\tilde{\beta}_{\gamma'} | \phi, \gamma')}$$

where  $\tilde{\beta}_\gamma = (Z_\gamma^T Z_\gamma)^{-1} Z_\gamma^T \tilde{y}$  and  $\tilde{y} = (y - b'(0)\mathbf{1})/b''(0)$ . See Section S1.2 for the derivation.

Consider now the case where  $\phi$  is an unknown model parameter. Then, taking  $\eta_{\gamma 0} = (0, \phi_0)$  as in Section 1, one obtains

$$(11) \quad \tilde{B}_{\gamma,\gamma'}^L = e^{\frac{b''(0)}{2\phi_0}[t_\gamma \tilde{\beta}_\gamma^T Z_\gamma^T Z_\gamma \tilde{\beta}_\gamma - t_{\gamma'} \tilde{\beta}_{\gamma'}^T Z_{\gamma'}^T Z_{\gamma'} \tilde{\beta}_{\gamma'}]} (2\pi)^{\frac{p_\gamma - p_{\gamma'}}{2}} \frac{|H_{\gamma'0}|^{\frac{1}{2}} p^L(\tilde{\beta}_\gamma, \tilde{\phi}_\gamma | \gamma)}{|H_{\gamma 0}|^{\frac{1}{2}} p^L(\tilde{\beta}_{\gamma'}, \tilde{\phi}_{\gamma'} | \gamma')}$$

where

$$t_\gamma = 1 + \frac{\tilde{\beta}_\gamma^T Z_\gamma^T Z_\gamma \tilde{\beta}_\gamma}{\phi_0^2 (s(\phi_0) - \tilde{\beta}_\gamma^T Z_\gamma^T Z_\gamma \tilde{\beta}_\gamma)},$$

and  $s(\phi_0)$  is as in (6), see Section S1.3 for the derivation.

The Bayes factor in (10) for models where  $\phi$  is known attains desirable theoretical properties as  $n \rightarrow \infty$ , see Section 4. There is however an important practical remark, which makes recommend a curvature-adjusted ALA to improve finite  $n$  performance. We outline the idea and refer the reader to Section S1.4 for a full description. Expression (9) can be given in terms of the model-predicted covariance  $\text{Cov}(y | Z_\gamma, \beta = \beta_{\gamma 0}, \phi) = E((y - \mu_{\gamma 0})^T (y - \mu_{\gamma 0}) | Z_\gamma, \beta = \beta_{\gamma 0}, \phi)$ , where  $\mu_{\gamma 0} = E(y | Z_\gamma, \beta = \beta_{\gamma 0}, \phi)$ . Even when the data are truly generated from a distribution  $F^*$  included in the assumed model (4) for some  $\beta_\gamma^*$ , there is a mismatch between said covariance and  $E_{F^*}((y - \mu_{\gamma 0})^T (y - \mu_{\gamma 0}))$ , due to  $\mu_{\gamma 0}$  being different from the true mean  $E(y | Z_\gamma, \beta = \beta_\gamma^*, \phi)$ . That is, the data may be either over- or under-dispersed relative to the model prediction, which can adversely affect inference.

The curvature-adjusted ALA is obtained by replacing  $\text{Cov}(y | Z_\gamma, \beta = \beta_{\gamma 0}, \phi)$  for  $\hat{\rho} \text{Cov}(y | Z_\gamma, \beta = \beta_{\gamma 0}, \phi) = \hat{\rho} \phi \text{diag}(b''(Z_\gamma \beta_{\gamma 0}))$ , where  $\hat{\rho} = \sum_{i=1}^n (y_i - \bar{y})^2 / [\phi b''(h(\bar{y})) (n - 1)]$  is a Pearson residual-based estimate of over-dispersion,  $h(\cdot)$  is the link function in (3) and  $\bar{y} = \sum_{i=1}^n y_i / n$  the sample mean. The corresponding curvature-adjusted BF is

$$(12) \quad \tilde{B}_{\gamma\gamma'} = \frac{p(\tilde{\beta}_\gamma | \phi, \gamma) |Z_{\gamma'}^T Z_{\gamma'}|^{1/2}}{p(\tilde{\beta}_{\gamma'} | \phi, \gamma') |Z_\gamma^T Z_\gamma|^{1/2}} \left( \frac{2\pi\phi}{\hat{\rho} b''(h(\bar{y}))} \right)^{(p_\gamma - p_{\gamma'})/2} e^{\frac{b''(h(\bar{y}))}{2\hat{\rho}\phi} [\tilde{\beta}_\gamma^T (Z_\gamma^T Z_\gamma) \tilde{\beta}_\gamma - \tilde{\beta}_{\gamma'}^T (Z_{\gamma'}^T Z_{\gamma'}) \tilde{\beta}_{\gamma'}]},$$

where  $\tilde{\beta}_\gamma = (Z_\gamma^T Z_\gamma)^{-1} Z_\gamma^T [y - b'(h(\bar{y}))\mathbf{1}] / b''(h(\bar{y}))$ . Note that  $\tilde{\beta}_\gamma$  here denotes the parameter estimate after one Newton–Raphson iteration from the maximum likelihood estimator

under the intercept-only model. It is possible to use alternative over-dispersion estimators that are specific for each model, at a slightly higher computational cost, see Section S1.4 for a discussion. In all our logistic and Poisson regression examples we used  $\hat{\rho}$  as outlined above, since in our experience this simple choice performs fairly well in practice. See Section 5.1 and Figure S1 for a Poisson example where the curvature adjustment significantly improves inference.

**3.2. Non-local priors.** The ALA Bayes factors  $\tilde{B}_{\gamma\gamma'}^N = \tilde{p}^N(y | \gamma)/\tilde{p}^N(y | \gamma')$  for the gMOM prior in (8) require an alternative strategy. Let  $\pi(\beta_\gamma, \phi | \gamma) = \mathcal{N}(\beta_\gamma; 0, \phi V_j^{-1})$  where  $V_j = Z_j^T Z_j (p_j + 2)/(np_j g_N)$ , so that the gMOM prior equals

$$p^N(\beta_\gamma | \phi, \gamma) = \pi(\beta_\gamma | \phi, \gamma) \prod_{\gamma_j=1} \frac{\beta_j^T V_j \beta_j}{\phi p_j}.$$

Denote by  $\pi(\beta_\gamma, \phi | y, \gamma)$  the posterior density and  $\pi(y | \gamma)$  the integrated likelihood associated to the prior  $\pi(\beta_\gamma, \phi | \gamma)$ . By Proposition 1 in Rossell and Telesca (2017), the identity

$$(13) \quad p^N(y | \gamma) = \pi(y | \gamma) \int \left( \prod_{\gamma_j=1} \frac{\beta_j^T V_j \beta_j}{\phi p_j} \right) \pi(\beta_\gamma, \phi | y, \gamma) d\beta_\gamma d\phi$$

holds exactly.  $\pi(y | \gamma)$  is the integrated likelihood under a local prior, hence one may obtain an ALA  $\tilde{\pi}(y | \gamma)$  as described in Section 3.1. The second term in (13) is the posterior expectation of a product, and its computation requires a number of operations that grow exponentially with the model dimension  $p_\gamma$ . As an alternative, in (13) we replace  $\pi(\beta_\gamma | \phi, y)$  by its ALA-based normal approximation and we also replace the integral by a product of expectations. Specifically,

$$(14) \quad \tilde{p}^N(y | \gamma) = \tilde{\pi}(y | \gamma) \left[ \prod_{\gamma_j=1} \int \frac{\beta_j^T V_j \beta_j}{\phi p_j} \mathcal{N}(\beta_j; m_j, \phi S_j) \tilde{\pi}(\phi | y, \gamma) d\beta_j d\phi \right]$$

where  $m_j$  and  $S_j$  are the sub-vector of  $\tilde{\beta}_\gamma = (Z_\gamma^T Z_\gamma)^{-1} Z_\gamma^T \tilde{y}$  and sub-matrix of  $(Z_\gamma^T D_\gamma Z_\gamma)^{-1}$  associated to  $\beta_j$ , and recall that  $D_\gamma$  is diagonal with  $(i, i)$  entry  $z_{i\gamma}^T \tilde{\beta}_\gamma$ . The following lemma is useful.

**Lemma 1.** *Let  $A$  and  $S$  be  $l \times l$  full-rank matrices and  $a, b > 0$  be constants. Then*

$$\int \frac{\xi^T A \xi}{\phi} \mathcal{N}(\xi; m, \phi S) d\xi = \text{tr}(AS) + \frac{m^T A m}{\phi}$$

$$\int \int \frac{\xi^T A \xi}{\phi} \mathcal{N}(\xi; m, \phi S) \text{IG}(\phi; a, b) d\xi d\phi = \text{tr}(AS) + \frac{a}{b} m^T A m.$$

By Lemma 1 when  $\phi$  is known the integral in (14) has the simple expression

$$(15) \quad \tilde{p}^N(y | \phi, \gamma) = \tilde{\pi}(y | \phi, \gamma) \left[ \prod_{\gamma_j=1} \text{tr}(V_j S_j) / p_j + \frac{m_j^T V_j m_j}{\phi p_j} \right].$$

As a remark, in linear regression with known  $\phi$  where the groups  $\beta_j$  are independent a posteriori ( $Z^T Z$  is block-diagonal), then  $p^N(y | \phi, \gamma) = \tilde{p}^N(y | \phi, \gamma)$ , i.e. Expression (15) is exact. In contrast, Laplace approximations  $\hat{p}^N(y | \phi, \gamma)$  are not consistent even in this simplest setting. See Section 5.2.1 for examples.

Lemma 1 is also useful in Gaussian regression with unknown error variance  $\phi$ . Suppose that one sets the prior  $\phi \sim \text{IG}(\phi; a', b')$ , then

$$\tilde{p}^N(y | \phi, \gamma) = \pi(y | \phi, \gamma) \left[ \prod_{\gamma_j=1} \text{tr}(V_j S_j) / p_j + m_j^T V_j m_j E(1/\phi | y, \gamma) / p_j \right],$$

where  $E(1/\phi | y, \gamma) = (a' + n) / (b' + y^T y - \tilde{\beta}_\gamma^T Z_\gamma^T Z_\gamma \tilde{\beta}_\gamma)$  and  $\pi(y | \phi, \gamma)$  has closed-form expression. Finally, for non-Gaussian regression case and unknown  $\phi$  we propose

$$(16) \quad \tilde{p}^N(y | \gamma) = \tilde{\pi}(y | \gamma) \left[ \prod_{\gamma_j=1} \text{tr}(V_j S_j) / p_j + \frac{m_j^T V_j m_j}{\tilde{\phi}_\gamma p_j} \right].$$

#### 4. THEORY

We consider a general setting where  $(y, Z)$  arise from a data-generating  $F^*$  that may be outside the assumed model class (4). We prove that as  $n$  grows the ALA-based  $\tilde{p}(\gamma | y)$  assign probability increasing to 1 to an optimal  $\tilde{\gamma}^*$ . For the particular choice  $\eta_{\gamma_0} = (0, \phi_0)$ , such  $\tilde{\gamma}^*$  is the smallest model minimizing a mean squared loss associated to linear projections. We first explain that exact  $p(\gamma | y)$  asymptotically select a  $\gamma^*$ , in general different from  $\tilde{\gamma}^*$ , defined by a log-likelihood loss and Kullback-Leibler (KL) projections to  $F^*$ . We then provide Theorem 1, characterizing certain situations where  $\gamma^*$  coincides with  $\tilde{\gamma}^*$ . Subsequently, in Section 4.1 we consider fixed  $p$  settings where one may characterize  $\tilde{p}(\tilde{\gamma}^* | y)$  via the rate at which pairwise Bayes factors  $\tilde{B}_{\gamma, \tilde{\gamma}^*} = \tilde{p}(y | \gamma) / \tilde{p}(y | \tilde{\gamma}^*)$  converge to 0 in probability. Section 4.2 considers high-dimensional settings where  $p$  may grow with  $n$ . There it is not enough to study pairwise convergence; we instead obtain  $L_1$  convergence rates for  $\tilde{p}(\tilde{\gamma}^* | y)$ .

For any model  $\gamma$ , denote the KL-optimal  $\eta_\gamma$  under  $F^*$  by

$$(17) \quad \eta_\gamma^* = \arg \max_{\eta_\gamma} E_{F^*}[\log p(y | \eta_\gamma, \gamma)],$$

and by  $\eta^*$  that under the full model  $p(y | \eta)$  including all parameters. Multiple models may attain the global maximum  $E_{F^*}(\log p(y | \eta_\gamma^*, \gamma)) = E_{F^*}(\log p(y | \eta^*))$ , and we define  $\gamma^*$  as that with smallest dimension. If the model is well-specified, that is  $F^*$  is truly contained in (4) for some  $\eta^*$ , then  $\gamma^*$  drops any parameters such that  $\eta_j^* = 0$ . Under misspecification, then  $\gamma^*$  is such that adding any parameter to  $\gamma^*$  cannot improve the fit, as measured by the expected log-likelihood in (17).

In contrast, the ALA optimal model  $\tilde{\gamma}^*$  is based on mean squared error or, equivalently, on linear projections of  $E_{F^*}(\tilde{y} | Z)$ , where  $\tilde{y} = (y - b'(0)\mathbb{1})/b''(0)$  as in (6). Let

$$(18) \quad \tilde{\beta}_\gamma^* = \arg \min_{\beta_\gamma} E_{F^*} \|\tilde{y} - Z_\gamma \beta_\gamma\|_2^2 = [E_{F^*}(Z_\gamma^T Z_\gamma)]^{-1} E_{F^*}[Z_\gamma^T \tilde{y}]$$

be the parameters giving the linear projection of  $E_{F^*}(\tilde{y} | Z)$  on  $Z_\gamma$ , where we assume  $E_{F^*}(Z_\gamma^T Z_\gamma)$  to be a finite positive-definite matrix for all  $\gamma \in \Gamma$  (see Condition (C1) below). Then  $\tilde{\gamma}^*$  is the smallest model minimizing mean squared error, that is  $\tilde{\gamma}^* = \arg \min_{\gamma \in \tilde{\Gamma}^*} p_\gamma$  where

$$\tilde{\Gamma}^* = \{\gamma : E_{F^*} \|\tilde{y} - Z_\gamma \tilde{\beta}_\gamma^*\|_2^2 = \min_{\beta} E_{F^*} \|\tilde{y} - Z\beta\|_2^2\}$$

For simplicity we assume  $\tilde{\gamma}^*$  to be unique, but our results generalize when there are multiple such models by defining  $\tilde{\gamma}^*$  to be their union.

It is important to note that when (4) is misspecified neither  $\gamma^*$  nor  $\tilde{\gamma}^*$  recover the truth, but the simplest model according to their implicit loss functions. That said, Theorem 1 below delineates an interesting robustness property of the linear projection  $\tilde{\beta}^* = [E_{F^*}(Z^T Z)]^{-1} E_{F^*}(Z^T \tilde{y})$ , under which terms that do not affect  $E_{F^*}(y_i | z_i)$  are discarded by  $\tilde{\gamma}^*$ .

**Theorem 1.** *Suppose  $(y_i, z_i) \stackrel{i.i.d.}{\sim} F^*$  for  $i = 1, \dots, n$ , where  $F^*$  is a probability distribution on  $\mathbb{R} \otimes \mathbb{R}^p$  with a finite positive-definite covariance matrix. Also, assume  $E_{F^*}(z_i) = 0$ , i.e., the covariate distribution is centered. Let  $\delta \subseteq \{1, \dots, p\}$  denote the true regression model so that  $E_{F^*}(y_i | z_i) = f(z_{i\delta})$  almost-everywhere  $F^*$ , where  $f : \mathbb{R}^{p_\delta} \rightarrow \mathbb{R}$  is a measurable function. Letting  $v = \{1, \dots, p\} \setminus \delta$ , assume that*

$$(19) \quad E_{F^*}(z_{iv} | z_{i\delta}) = Az_{i\delta} \text{ almost-everywhere } F^*,$$

where  $A \in \mathbb{R}^{(p-p_\delta) \times p_\delta}$ . Then,  $\tilde{\beta}^* = (\tilde{\beta}_\delta^*; 0)$ , where recall that  $\tilde{\beta}_\delta^* = [E_{F^*}(Z_\delta^T Z_\delta)]^{-1} E_{F^*}[Z_\delta^T \tilde{y}]$ . In particular,  $\tilde{\beta}_j^* = 0$  whenever  $j \notin \delta$ .

The assumption in (19) states that the conditional mean of truly spurious variables is linear in the truly active  $z_{i\delta}$ . For example, the assumption is satisfied when the components of  $z_i$  are independent, or when their marginal distribution under  $F^*$  follows a (centered) elliptical distribution, such as the multivariate Gaussian or T family. Since we assumed that  $z_i$  has a finite positive-definite covariance matrix, standard elliptical distribution results (see, e.g., Chapter 1 of Muirhead (2009)) give that  $E_{F^*}(z_{iv} | z_{i\delta})$  is linear in  $z_{i\delta}$ .

Under the assumptions of Theorem 1, the ALA-optimal model  $\tilde{\gamma}^*$  is contained in the true model  $\delta$ . In fact,  $\tilde{\gamma}^* = \delta$  whenever all the entries of  $\tilde{\beta}_\delta^*$  are non-zero. More generally, noting  $\tilde{\gamma}^*$  is defined by zeroes in  $\tilde{\beta}^*$ , we have that  $\tilde{\gamma}^*$  includes any term  $j$  conditionally uncorrelated with the true regression function  $f(z_{i\delta})$ , that is satisfying  $\text{Cov}_{F^*}(z_{ij}, f(z_{i\delta}) | z_{i\tilde{\gamma}^*}) = 0$ . Observe that  $f(z_{i\delta})$  need not be linear for the theorem to hold. For example, for a truly generalized linear model with  $E_{F^*}(y_i | z_i) = f(\sum_{j \in \delta} \beta_j^* z_{ij})$ , we have  $f = h^{-1}$  from (3). More flexible models such as mixtures of generalized linear models are also permitted. For example, consider a two-component mixture with  $E(y_i | z_i) = \pi f(\sum_{j \in \delta_1} \beta_{1j}^* z_{ij}) + (1 - \pi) f(\sum_{k \in \delta_2} \beta_{2k}^* z_{ik})$ ,  $\pi \in [0, 1]$ . Then,  $\tilde{\gamma}^*$  discards any variable outside the true model

$\delta = \delta_1 \cup \delta_2$  under the theorem assumptions. We remark that there are simple examples where  $\tilde{\gamma}^* \neq \delta$ . For instance, for  $E_{F^*}(y_i | z_i) = z_{i1}^2$  we have  $\delta = \{1\}$  but  $\tilde{\beta}_j^* = 0$ . In practice, however, in most of our examples we observed that the ALA-based  $\tilde{\gamma}^*$  coincides with the model-based  $\gamma^*$ .

We next prove that ALA asymptotically recovers  $\tilde{\gamma}^*$ , and give the associated rates.

**4.1. Finite-dimensional problems.** The assumptions to obtain ALA Bayes factor rates are minimal. For any model  $\gamma \in \Gamma$  and  $\tilde{\beta}_\gamma^*$  in (18), we assume the following conditions.

- (C1)  $(y_i, z_i) \sim F^*$  independently for  $i = 1, \dots, n$ , with finite positive-definite  $\Sigma_{z_\gamma} = \text{Cov}_{F^*}(z_{i\gamma})$  and finite  $\Sigma_{y|z,\gamma} = \text{diag}(\text{Cov}_{F^*}(y_1 | Z_\gamma), \dots, \text{Cov}_{F^*}(y_n | Z_\gamma))$ .
- (C2) The matrix  $L_\gamma = E_{F^*}(z_{i\gamma} z_{i\gamma}^T [E_{F^*}(y_i | z_{i\gamma}) - z_{i\gamma}^T \beta_\gamma^*]^2)$  has finite entries.
- (C3) The prior density  $p^L(\beta_\gamma | \phi, \gamma)$  is continuous and strictly positive at  $\tilde{\beta}_\gamma^*$ .
- (C4) The equations  $\phi^2 \sum_{i=1}^n c(y_i, \phi)/n = -b(0)$  and  $\phi^2 E_{F^*}[\nabla_\phi c(y_i, \phi)] = -b(0)$  have unique roots  $\phi_0$  and  $\phi_0^*$  respectively, where  $E_{F^*}[\nabla_\phi c(y_i, \phi)] < \infty$ .

Conditions (C1)-(C2) require that  $(y_i, z_i)$  have finite full-rank second-order moments. Condition (C3) states that  $p^L(\beta_\gamma | \phi, \gamma)$  is a local prior assigning positive density to  $\tilde{\beta}_\gamma^*$ , Theorem 2 and Corollary 1 below give Bayes factor rates for such prior and also for the non-local  $p^N(\beta_\gamma | \phi, \gamma)$  in (8). Condition (C4) states that  $\phi_0$  and  $\phi_0^*$  are the unique maximizers of the observed and expected log-likelihood under  $F^*$ , conditional on  $\beta = 0$ . (C4) is only used in Corollary 1 where  $\phi$  is unknown to show that  $\phi_0 \xrightarrow{P} \phi_0^*$ , and can be easily replaced, should  $(\phi, \phi_0^*)$  not be unique. One may instead assume that  $\log p(y | \beta = 0, \phi)$  defines a Glivenko-Cantelli class, a sufficient condition being that the log-likelihood is dominated by an integrable function under  $F^*$  (van der Vaart (1998), Theorems 5.7, 5.9 and Lemma 5.10).

Theorem 2 states that for any model  $\gamma$  adding spurious parameters (in the linear projection sense) to  $\tilde{\gamma}^*$ , then  $\tilde{B}_{\tilde{\gamma}\tilde{\gamma}^*}^L = O_p(n^{-(p_\gamma - p_{\tilde{\gamma}^*})/2})$ , for any local prior  $p^L(\beta | \gamma)$ . Hence ALA Bayes factors discard spurious parameters at a polynomial rate in  $n$ . The rates for the gMOM-based  $\tilde{B}_{\tilde{\gamma}\tilde{\gamma}^*}^N$  are faster, akin to results on exact Bayes factors (Johnson and Rossell, 2010, 2012). In contrast, if  $\gamma$  misses active parameters, then  $\tilde{B}_{\tilde{\gamma}\tilde{\gamma}^*}^L$  and  $\tilde{B}_{\tilde{\gamma}\tilde{\gamma}^*}^N$  decrease exponentially in  $n$ . Corollary 1 extends Theorem 2 to the unknown  $\phi$  case.

**Theorem 2.** *Assume Conditions (C1)-(C3). Let  $\tilde{B}_{\tilde{\gamma},\tilde{\gamma}^*}^L$  and  $\tilde{B}_{\tilde{\gamma},\tilde{\gamma}^*}^N = \tilde{p}^N(y | \phi, \gamma)/\tilde{p}^N(y | \phi, \tilde{\gamma}^*)$  be the ALA Bayes factor in (10) and (15) when  $\phi$  is known.*

- (i) *Suppose that  $\tilde{\gamma}^* \subset \gamma$ . Then  $\tilde{B}_{\tilde{\gamma}\tilde{\gamma}^*}^L = n^{(p_{\tilde{\gamma}^*} - p_\gamma)/2} O_p(1)$  and  $\tilde{B}_{\tilde{\gamma}\tilde{\gamma}^*}^N = n^{3(p_{\tilde{\gamma}^*} - p_\gamma)/2} O_p(1)$  as  $n \rightarrow \infty$ .*
- (ii) *Suppose that  $\tilde{\gamma}^* \not\subset \gamma$ . Then  $\frac{1}{n} \log \tilde{B}_{\tilde{\gamma}\tilde{\gamma}^*}^L < o_p(1) + W/n$  and  $\frac{1}{n} \log \tilde{B}_{\tilde{\gamma}\tilde{\gamma}^*}^N < o_p(1) + W/n$  for a random variable  $W$  satisfying  $W/n \xrightarrow{P} c > 0$ , as  $n \rightarrow \infty$ .*

**Corollary 1.** *Assume Conditions (C1)-(C4). Let  $\tilde{B}_{\tilde{\gamma},\tilde{\gamma}^*}^L$  and  $\tilde{B}_{\tilde{\gamma},\tilde{\gamma}^*}^N$  be the ALA Bayes factor corresponding to the local and non-local priors in (11) and (16) when  $\phi$  is unknown. Then the statements in Theorem 2 (i)-(ii) remain valid.*

The rates in Theorem 2 are of the same form, as a function of  $n$ , as those for standard (Dawid, 1999; Johnson and Rossell, 2010) and miss-specified Bayes factors (Rossell

and Rubio, 2018, 2019). The main difference with such standard rates is in Part (ii). The leading term in  $\tilde{B}_{\gamma, \tilde{\gamma}^*}$  is given by a random variable  $W$  that converges to a chi-square distribution with non-centrality parameter  $l(\tilde{\gamma}^*, \gamma) = n(\tilde{b}^*)^T \tilde{S} \tilde{b}^* > 0$ , where  $\tilde{S}$  is a positive-definite matrix and  $\tilde{b}^* \neq 0$  are asymptotic partial regression coefficients for columns in  $\tilde{\gamma}^* \setminus \gamma$  (see the proof for details). In contrast, the leading term in exact  $B_{\gamma, \gamma^*}$  has a different non-centrality parameter  $n(b^*)^T S b^*$ , where  $(b^*, S)$  now depend on KL projections. That is, although  $p(\gamma | y)$  and  $\tilde{p}(\gamma | y)$  are both exponentially fast in  $n$  at discarding models  $\gamma$  that miss truly active parameters in  $\gamma^*$  and  $\tilde{\gamma}^*$  respectively, the coefficients governing these rates may change. For instance, if the exponential family model (4) is well-specified, even when  $\tilde{\gamma}^* = \gamma^*$  one expects  $\tilde{B}_{\gamma, \tilde{\gamma}^*}$  to have lower statistical power than  $B_{\gamma, \gamma^*}$  to detect active parameters. In contrast, if (4) is misspecified and  $E_{F^*}(y_i | z_i)$  is better approximated by a linear function of  $z_i$  than by (3), then one expects  $\tilde{B}_{\gamma, \tilde{\gamma}^*}$  to attain higher asymptotic power.

From a technical point of view a contribution of Theorem 2 relative to earlier results is that, by building upon parameter estimation results for concave log-likelihoods in Hjort and Pollard (2011), it requires near-minimal technical conditions.

**4.2. High-dimensional problems.** Our main result proves that  $\tilde{p}(\tilde{\gamma}^* | y) \xrightarrow{L_1} 1$  as  $n \rightarrow \infty$  and provides the associated convergence rates. Recall that  $\tilde{\gamma}^*$  is the ALA-optimal model, where  $\tilde{\gamma}_j = \mathbf{I}(\tilde{\beta}_j^* \neq 0)$  indicates zeroes in the ALA-optimal parameter  $\tilde{\beta}^*$  in (18). By definition of  $L_1$  convergence, this is equivalent to  $E_{F^*} \sum_{\gamma \neq \tilde{\gamma}^*} \tilde{p}(\gamma | y)$  converging to 0.  $L_1$  convergence guarantees the asymptotic control of certain frequentist model selection probabilities. Let  $\hat{\gamma} = \arg \max \tilde{p}(y | \gamma)$  be the highest posterior probability model, then  $P_{F^*}(\hat{\gamma} \neq \tilde{\gamma}^*) \leq 2(E_{F^*}[\tilde{p}(\tilde{\gamma}^* | y)] - 1)$  (Rossell (2018), Proposition 1). The same bound applies to the family-wise type I-II error probabilities, and when setting  $\hat{\gamma}$  to be the median probability model of Barbieri and Berger (2004) (Rossell (2018), Corollary 1).

Our main assumption is that  $\tilde{y}$  has sub-Gaussian tails with variance parameter  $\sigma^2$  under  $F^*$ , see Definition 1 in the supplement. We use the assumption to derive novel bounds on integrated tail probabilities of sub-Gaussian quadratic forms, see Propositions 1 and 2, which may have some independent interest. The assumption is satisfied for example if  $F^*$  has Gaussian tails or  $\tilde{y}$  is bounded as in logistic, multinomial or ordinal regression, and in fact allows for dependence in  $\tilde{y}$ , but is not satisfied when  $\tilde{y}$  has thick tails such as the Poisson distribution. One may extend Propositions 1 and 2 to thicker-tailed  $F^*$ , then the  $L_1$  rates could be slower than those presented here. For simplicity we focus on the known dispersion parameter  $\phi$  case, non-random design matrix  $Z$  and Zellner's prior  $p^L(\beta_\gamma | \phi, \gamma) = \mathcal{N}(\beta_\gamma; 0, (g_L \phi / n)(Z_\gamma^T Z_\gamma)^{-1})$ . Our proofs can be extended to unknown  $\phi$  and other priors, see the proof for a discussion, at the expense of more involved arguments and technical conditions. By default we recommend setting constant  $g_L$ , say  $g_L = 1$  as in Section 2.2, but our results allow for  $g_L$  to change with  $n$ . For example, Narisetty and He (2014) proposed letting  $g_L$  grow with  $n$  to obtain sparser solutions, whereas proceeding analogously to the uniformly most powerful tests of Johnson (2013) one might let  $g_L$  decrease with  $n$  to improve power.

Theorem 3 below provides a first result on pairwise Bayes factors, specifically on

$$E_{F^*} \left( \left[ 1 + \tilde{B}_{\tilde{\gamma}^* \gamma} \frac{p(\tilde{\gamma}^*)}{p(\gamma)} \right]^{-1} \right),$$

that is the posterior probability assigned to  $\gamma$  if one only considered the models  $\gamma$  and  $\tilde{\gamma}^*$ . Bounding this quantity also bounds the rate at which  $\tilde{B}_{\tilde{\gamma}^* \gamma} \xrightarrow{P} 0$ , hence Theorem 3 extends Theorem 2 to high dimensions. Theorem 4 is our main result characterizing  $\tilde{p}(\tilde{\gamma}^* | y)$ .

We first interpret Theorem 3, subsequently discuss the required technical conditions and finally state the theorem. Part (i) says that models adding spurious parameters to  $\tilde{\gamma}^*$  are discarded at the same polynomial rate in  $n$  (up to log terms) as in the fixed  $p$  case,

$$r_\gamma = (ng_L)^{\frac{p_\gamma - p_{\tilde{\gamma}^*}}{2}} \frac{p(\tilde{\gamma}^*)}{p(\gamma)}.$$

This rate holds when the model-predicted variance  $V(\tilde{y}_i | z_i, \beta = 0, \phi) = \phi/b''(0) > \sigma^2$ , that is data under  $F^*$  are under-dispersed. Alternatively, if  $\phi/b''(0) < \sigma^2$  (over-dispersion) then a (slower) rate  $r_\gamma^a$  is attained, where  $a = \phi/[b''(0)\sigma^2] < 1$ . The intuition is that, if the model underestimates  $\sigma^2$  then it becomes easier to add spurious parameters to  $\tilde{\gamma}^*$ . Part (ii) states that models missing active parameters are discarded at an exponential rate in the non-centrality parameter

$$(20) \quad \lambda_\gamma = (Z_{\tilde{\gamma}^*} \beta_{\tilde{\gamma}^*}^*)^T (I - H_\gamma) Z_{\tilde{\gamma}^*} \beta_{\tilde{\gamma}^*}^*$$

where  $H_\gamma = Z_\gamma (Z_\gamma^T Z_\gamma)^{-1} Z_\gamma^T$  is the projection matrix onto the column space of  $Z_\gamma$ . For simplicity the result raises the rate at a constant power  $b$  arbitrarily close to 1, but one can actually take  $b = 1$  and add logarithmic terms, see the proof for details.

The parameter  $\lambda_\gamma$  has a simple interpretation, it is the reduction in mean squared error when one approximates  $E_{F^*}(y | Z)$  with  $Z_{\tilde{\gamma}^*} \beta_{\tilde{\gamma}^*}^*$ , relative to  $Z_\gamma \beta_\gamma^*$ . A common strategy in high-dimensional model selection theory is to assume conditions on the eigenvalues of  $Z^T Z$  to lower-bound  $\lambda_\gamma$  in terms of  $\beta_{\tilde{\gamma}^*}^T \beta_{\tilde{\gamma}^*}^*$ . Instead, here we give the result directly in terms of  $\lambda_\gamma$ , and state near-minimal conditions on  $\lambda_\gamma$  required for the result to hold. To build intuition, however, in a simplest case where the columns in  $\tilde{\gamma}^* \setminus \gamma$  are uncorrelated with those in  $\gamma$ , then  $\lambda = (\beta_{\tilde{\gamma}^* \setminus \gamma}^*)^T Z_{\tilde{\gamma}^* \setminus \gamma}^T Z_{\tilde{\gamma}^* \setminus \gamma} \beta_{\tilde{\gamma}^* \setminus \gamma}^*$  and one can roughly think of  $\lambda_\gamma$  as being linear in  $n$ .

The technical conditions required for Theorem 3 and any model  $\gamma \in \Gamma$  are below. For two sequences  $a_n, b_n$ ,  $a_n \ll b_n$  denotes that  $\lim_{n \rightarrow \infty} a_n/b_n = 0$ .

(D1) There exists a finite  $\sigma^2 > 0$  such that  $\tilde{y} - Z_{\tilde{\gamma}^*} \tilde{\beta}_{\tilde{\gamma}^*}^* \sim \text{SG}(0, \sigma^2)$ , where  $\tilde{\beta}_{\tilde{\gamma}^*}^*$  is as in (18).

(D2)  $Z_\gamma^T Z_\gamma$  is invertible.

(D3) For any  $\gamma \supset \tilde{\gamma}^*$ ,

$$(21) \quad \log(ng_L) + \frac{2}{p_\gamma - p_{\tilde{\gamma}^*}} \log \left( \frac{p(\tilde{\gamma}^*)}{p(\gamma)} \right) \gg 1.$$



For any  $\gamma \not\supseteq \tilde{\gamma}^*$  of dimension  $p_\gamma \geq p_{\tilde{\gamma}^*}$ ,

$$(22) \quad (p_{\tilde{\gamma}^*} - p_\gamma) \log(n g_L) + \log\left(\frac{p(\gamma)}{p(\tilde{\gamma}^*)}\right) + p_\gamma \ll \frac{\lambda_\gamma}{\log(\lambda_\gamma)}.$$

For any  $\gamma \not\supseteq \tilde{\gamma}^*$  of dimension  $p_\gamma < p_{\tilde{\gamma}^*}$ ,

$$(23) \quad (p_{\tilde{\gamma}^*} - p_\gamma) \log(n g_L) + \log\left(\frac{p(\gamma)}{p(\tilde{\gamma}^*)}\right) + p_{\tilde{\gamma}^*} \ll \frac{\lambda_\gamma}{\log(\lambda_\gamma)}.$$

As discussed earlier, Condition (D1) states that the data-generating  $F^*$  satisfies a tail property, specifically that the ALA-optimal errors  $\tilde{y} - Z_{\tilde{\gamma}^*}^* \tilde{\beta}_{\tilde{\gamma}^*}^*$  are no thicker than sub-Gaussian. (D2) can be relaxed but ensures that  $p^L(\beta_\gamma | \phi, \gamma) = \mathcal{N}(\beta_\gamma; 0, (g_L \phi/n)(Z_\gamma^T Z_\gamma)^{-1})$  is proper. (D2) requires that  $p_\gamma \leq n$ , as discussed in Section 2 one may have  $p \gg n$  but only models with up to  $p_\gamma < n$  parameters receive positive prior probability  $p(\gamma) > 0$ . (D3) are minimal conditions on the prior parameters and the signal strength  $\lambda_\gamma$ . If the number of truly active groups  $|\tilde{\gamma}^*| < J/2$ , where  $J$  is the number of total groups,  $p(|\gamma|)$  in (7) is non-increasing in  $|\gamma|$ , and  $g_L$  is non-decreasing in  $n$ , then (21) and (22) hold. (D3) states weaker, near-necessary assumptions for pairwise  $B_{\gamma\gamma^*}$  convergence. Also, for  $p(\gamma)$  in (7), a sufficient condition for (23) is that

$$p_{\tilde{\gamma}^*} \log(g_L n) + |\tilde{\gamma}^*| \log J \ll \frac{\lambda_\gamma}{\log \lambda_\gamma},$$

that is (D3) allows the number of parameters  $p_{\tilde{\gamma}^*}$  (and groups  $|\tilde{\gamma}^*|$ ) in  $\tilde{\gamma}^*$  to grow near-linearly in  $\lambda_\gamma$ , and the total number of groups  $J$  to grow near-exponentially.

**Theorem 3.** Let  $p^L(\beta_\gamma | \phi, \gamma) = N(\beta_\gamma; 0, (g_L \phi/n)(Z_\gamma^T Z_\gamma)^{-1})$ , where  $\phi > 0$  is fixed, and assume Conditions D1-D3.

(i) Suppose that  $\tilde{\gamma}^* \subset \gamma$ . If  $\phi/b''(0) > \sigma^2$ , then

$$E_{F^*} \left( \left[ 1 + \tilde{B}_{\tilde{\gamma}^* \gamma}^L \frac{p(\tilde{\gamma}^*)}{p(\gamma)} \right]^{-1} \right) \leq \frac{2 \max \{ [(2/[p_\gamma - p_{\tilde{\gamma}^*}]) \log r_\gamma]^{(p_\gamma - p_{\tilde{\gamma}^*})/2}, \log(r_\gamma) \}}{r_\gamma},$$

for all  $n \geq n_0$ , and some fixed  $n_0$ . Further, if  $\phi/b''(0) \leq \sigma^2$ , then

$$E_{F^*} \left( \left[ 1 + \tilde{B}_{\tilde{\gamma}^* \gamma}^L \frac{p(\tilde{\gamma}^*)}{p(\gamma)} \right]^{-1} \right) \leq \frac{2.5 \max \left\{ \left[ (2/[p_\gamma - p_{\tilde{\gamma}^*}]) \log(r_\gamma^{\frac{a}{1+\epsilon}}) \right]^{(p_\gamma - p_{\tilde{\gamma}^*})/2}, \log \left( r_\gamma^{\frac{a}{1+\epsilon}} \right) \right\}}{r_\gamma^{\frac{a}{(1+\epsilon)\sqrt{2}(1+\sqrt{2})}}}$$

for all  $n \geq n_0$ ,  $\epsilon = 1/\sqrt{a \log r_\gamma}$ ,  $a = \phi/[b''(0)\sigma^2]$ .

(ii) Suppose that  $\tilde{\gamma}^* \not\subset \gamma$ . For any  $b < 1$  there exists a finite  $n_0$  such that, for all  $n \geq n_0$ ,

$$E_{F^*} \left( \left[ 1 + \tilde{B}_{\tilde{\gamma}^* \gamma}^L \frac{p(\tilde{\gamma}^*)}{p(\gamma)} \right]^{-1} \right) \leq \left( \frac{p(\gamma) e^{-\frac{\lambda_\gamma}{2 \max\{\phi/b''(0), \sigma^2\} \log(\lambda_\gamma)}}}{p(\tilde{\gamma}^*) (n g_L)^{\frac{(p_\gamma - p_{\tilde{\gamma}^*})}{2}}} \right)^b$$

Theorem 4 below states that the posterior probability  $\tilde{p}(\tilde{\gamma}^* | y)$  converges to 1. Separate rates are given for the set of models  $S = \{\gamma : \tilde{\gamma}^* \subset \gamma\}$  containing spurious parameters and its complement  $S^c = \{\gamma : \tilde{\gamma}^* \not\subset \gamma\}$ . The result assumes the model prior in (7), with  $p(|\gamma|) \propto p^{-c|\gamma|}$ , for  $c \geq 0$ . Recall that in the canonical case with no groups nor hierarchical constraints,  $c = 0$  reduces to the Beta-Binomial(1,1) prior and  $c > 0$  to a Complexity prior. Theorem 4 requires a technical condition.

(D4) Let  $a = 1$  if  $\phi/b''(0) > \sigma^2$  and  $a < \phi/[b''(0)\sigma^2]$  otherwise,  $q = \min\{p_j : \gamma_j^* = 0\}$  be the smallest spurious group size and  $q' = \max\{p_j\}$ . Then, assume that

$$(24) \quad (|\tilde{\gamma}^*| + 1)(\bar{J} - |\tilde{\gamma}^*|) \ll (ng_L)^{aq/2} p^{ca+a-1}.$$

Further, let  $\underline{\lambda} = \min_{|\gamma| \leq |\tilde{\gamma}^*|} \lambda_\gamma / \max\{|\tilde{\gamma}^*| - |\gamma|, 1\}$  and  $\bar{\lambda} = \min_{|\gamma| > |\tilde{\gamma}^*|, \gamma \not\subset \tilde{\gamma}^*} \lambda_\gamma$ . Then

$$(25) \quad (|\tilde{\gamma}^*| + 2) \log J \ll \bar{\lambda} + c \log p + \frac{q}{2} \log(ng_L)$$

$$(26) \quad \frac{q'}{2} \log(ng_L) + c \log p + (|\tilde{\gamma}^*| + 1) \log J \ll \underline{\lambda}$$

Condition (D4) ensures that (D3) holds uniformly across models  $\gamma \in \Gamma$ . It is stated in terms of  $(\underline{\lambda}, \bar{\lambda})$  bounding the non-centrality parameter  $\lambda_\gamma$  for models of smaller and larger size than  $\tilde{\gamma}^*$  groups, respectively. Expressions (24)-(25) impose mild assumptions on the number of active groups  $|\tilde{\gamma}^*|$ , total groups  $J$  and largest number of allowed groups  $\bar{J}$ . These expressions guarantee that models of size  $|\gamma| > |\tilde{\gamma}^*|$  receive vanishing probability, and in particular they are satisfied when setting  $c > 0$ . Expression (26) ensures that models of size  $|\gamma| \leq |\tilde{\gamma}^*|$  receive vanishing probability, and imposes an upper-bound on  $c$  in terms of the signal strength  $\underline{\lambda}$ .

**Theorem 4.** Let  $p^L(\beta_\gamma | \phi, \gamma) = N(\beta_\gamma; 0, (g_L \phi/n)(Z_\gamma^T Z_\gamma)^{-1})$ , for known  $\phi > 0$ , and  $p(\gamma)$  as in (7) with  $p(|\gamma|) = p^{-c|\gamma|}$ ,  $c \geq 0$ .

(i) Suppose that Conditions D1, D2 and D4 hold, and that  $\lim_{n \rightarrow \infty} |\tilde{\gamma}^*|/[p^c(ng_L)^{q/2}] = 0$ . Then there is a finite  $n_0$  such that, for all  $n \geq n_0$  and all  $\epsilon > 0$ , if  $\phi/b''(0) < \sigma^2$  then

$$E_{F_0}(\tilde{p}^L(S | y)) \leq \frac{(|\tilde{\gamma}^*| + 1)(\bar{J} - |\tilde{\gamma}^*|)(\log(ng_L^{q/2}) + [c + 1] \log(p) + \epsilon)}{p^c(ng_L)^{q/2}}.$$

Further, if  $\phi/b''(0) < \sigma^2$ , then

$$E_{F_0}(\tilde{p}^L(S | y)) \leq \frac{(|\tilde{\gamma}^*| + 1)(\bar{J} - |\tilde{\gamma}^*|)[\log((ng_L)^{q/2}) + (c + 1) \log(p) + \epsilon]}{p^{a(c+1)-1}(ng_L)^{aq/2}},$$

where  $a < 1$  is a constant smaller than but arbitrarily close to  $\phi/[b''(0)\sigma^2]$ .

(ii) Suppose that (D1), (D2) and (D4) hold. Then there is a finite  $n_0$  such that, for all  $n \geq n_0$ , the posterior probability assigned to  $S^c = \{\gamma : \tilde{\gamma}^* \not\subset \gamma\}$  satisfies

$$E_{F_0}(\tilde{p}^L(S^c | y)) \leq \frac{(|\tilde{\gamma}^*| + 1)e^{(|\tilde{\gamma}^*|+2) \log J}}{[e^{\bar{\lambda}} p^c(ng)^{q/2}]^b} + \frac{e^{|\tilde{\gamma}^*| \log J}}{e^{\underline{\lambda}}} + \frac{e^{|\tilde{\gamma}^*| \log J}}{e^{(|\tilde{\gamma}^*|+1)[\bar{\lambda}-c \log(p)-(q'/2) \log(ng)]}}.$$

The three terms in the bound for  $E_{F_0}(\tilde{p}^L(S^c | y))$  correspond to the posterior probability assigned models with  $|\gamma| > |\tilde{\gamma}^*|$ ,  $|\gamma| = |\tilde{\gamma}^*|$  and  $|\gamma| < |\tilde{\gamma}^*|$ , respectively. That is, Theorem 4 does not only characterize the posterior probability  $\tilde{p}(\tilde{\gamma}^* | y)$  assigned to the ALA-optimal model  $\tilde{\gamma}^*$ , but also to other interesting model space subsets: those adding spurious parameters to  $\tilde{\gamma}^*$ , and those missing parameters with either smaller/larger size than  $|\tilde{\gamma}^*|$ . These rates reflect that sparse priors, for example Complexity priors ( $c > 0$ ) or diffuse priors ( $g_L$  grows with  $n$ ), are faster at discarding models larger than  $|\tilde{\gamma}^*|$ . The trade-off is that they attain slower rates for models of size  $|\gamma| < |\tilde{\gamma}^*|$ , that is they have lower statistical power to discard small models missing truly active parameters.

## 5. RESULTS

We illustrate the performance of ALA in terms of numerical accuracy, computational time and quality of the model selection procedure in simulated and empirical data. Section 5.1 illustrates the computational scalability in logistic and Poisson regression, as either  $n$  or  $p$  grow. Section 5.2 studies the accuracy of ALA under the non-local gMOM prior in (14). For this prior, ALA are faster and often more precise than LA, particularly for models that include spurious covariates. We also compare the gMOM ALA model selection performance in a non-linear regression example to exact gZellner calculations, the group LASSO (Bakin, 1999), group SCAD (Fan and Li, 2001) and group MCP (Zhang, 2010). In Section 5.3 we analyze a poverty dataset that has a binary outcome and has large  $n$  and  $p$ , and where it is natural to consider pairwise interactions. Finally, Section 5.4 shows a survival regression example where the likelihood lies outside the exponential family, but is nevertheless log-concave, making it amenable to the ALA.

In all our examples we used the gMOM and gZellner priors on the parameters with the default  $g_N = 1$  and  $g_L = 1$  prior parameters and the Beta-Binomial prior on models, truncated to models satisfying the hierarchical constraints when suitable (Section 2). To ensure that run times between LA and ALA are comparable, we implemented both in C++ within R package `mombf`. For problems with  $> 10^6$  models where full enumeration was unfeasible, we used the augmented Gibbs sampling algorithm from Rossell and Rubio (2019). Briefly, the algorithm sequentially updates group inclusion indicators in an augmented space, such that non-linear and interaction terms have positive probability of inclusion when lower-order terms are included. We used the software defaults producing 10,000 updates (10,000 full Gibbs scans). Hence, the reported run times can be seen as a conservative figure relative to those potentially attainable with more advanced model search strategies (Zanella and Roberts, 2019; Griffin et al., 2020). Packages `grplasso` and `grpreg` (Breheny and Huang, 2015) were used to implement group LASSO, group SCAD and group MCP. We also attempted to apply the hierarchical LASSO (Bien et al., 2013) in Section 5.3 where there are hierarchical constraints, unfortunately R package `hierNet` required  $> 16$ Gb of RAM memory and failed to run.

**5.1. Simulations for logistic and Poisson regression.** We consider a set of simulated examples where the data are truly generated from logistic and Poisson models with linear predictor  $\beta^* = (0, \dots, 0, 0.5, 1)$  and  $z_i \sim \mathcal{N}(0, \Sigma)$ ,  $\Sigma_{ii} = 1$ ,  $\Sigma_{ij} = 0.5$ , and we set a group

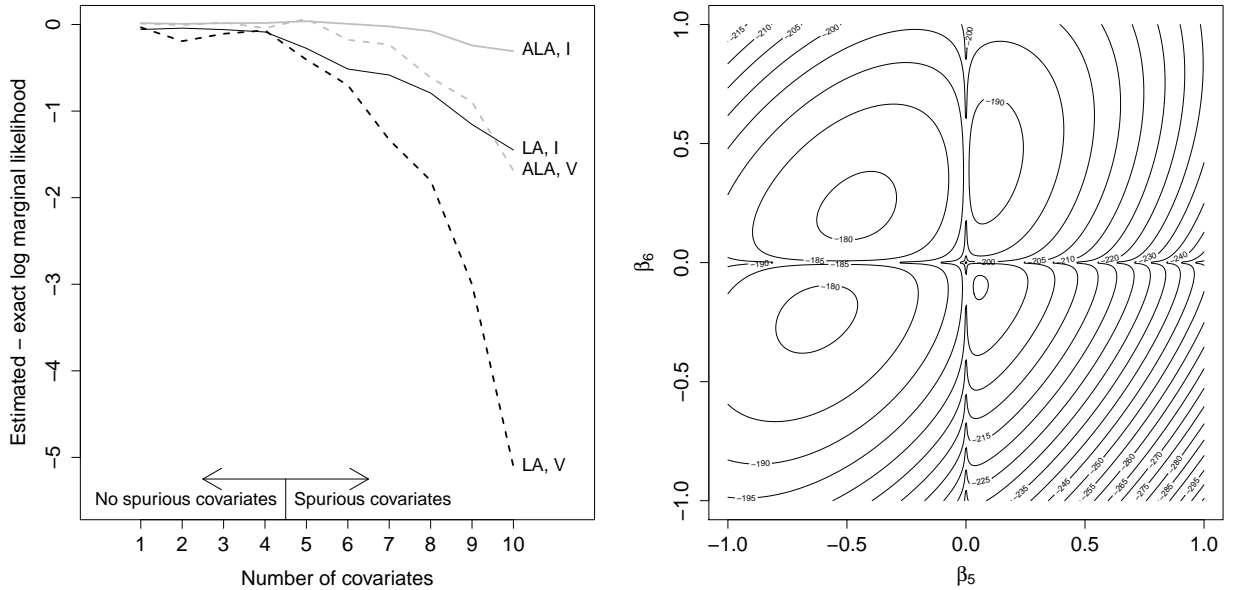


FIGURE 3. Simulated linear regression, gMOM prior ( $n = 50$ ,  $p = 10$ ,  $\beta = (0.4, 0.6, 1.2, 0.8, 0, \dots, 0)$ ,  $\phi = 1$ ). Left: mean error  $\log \tilde{p}^N(y | \gamma) - \log p^N(y | \gamma)$  for  $x_i \sim \mathcal{N}(0, I)$  and  $x_i \sim \mathcal{N}(0, V)$ , random non-diagonal  $V$ . Right: log-integrand  $p(y | \beta, \phi)p^N(\beta | \gamma)$  contours versus two spurious parameters for a randomly-selected dataset,  $x_i \sim \mathcal{N}(0, V)$

Zellner prior (8) with default  $g_L = 1$ . We consider a first setting with fixed  $p = 10$  and  $n \in \{100, 500, 1000, 5000\}$ , and a second setting with fixed  $n = 500$  and  $p \in \{5, 10, 25, 50\}$ .

Figure 2 summarizes the logistic regression results, and Figure S1 those for Poisson regression. ALA provided a very significant reduction of run times, for larger  $n$  or  $p$ . In terms of the resulting inference, ALA and LA attained consistency as  $n$  grows (bottom left) and both exhibited a good ability to discriminate truly active versus inactive variables, even for larger  $p$  (bottom right). Generally speaking the LA posterior marginal inclusion probabilities were slightly higher than those for ALA. Figure S1 also shows that ALA Bayes factors that do not incorporate the over-dispersion curvature adjustment in (12) led to assigning significantly higher inclusion probabilities to truly spurious parameters, even for fairly large  $n$ .

**5.2. Simulations under Gaussian outcomes.** Even for Gaussian outcomes the marginal likelihood under the gMOM prior requires a number of operations growing exponentially with model size (Kan, 2008). Section 5.2.1 illustrates that ALA not only provides faster integrated likelihoods than the LA, but that it can also be more precise than the LA. Section 5.2.2 compares ALA-based model selection versus to exact calculations under the group-Zellner prior and three penalized likelihood methods.

**5.2.1. Numerical accuracy under non-local priors.** Consider a simple example where  $p = 10$ ,  $n \in \{50, 200, 500\}$  and truly  $y \sim \mathcal{N}(Z\beta^*, I)$ , where  $\beta^* = (0.4, 0.6, 1.2, 0.8, 0, \dots, 0)$ .

The rows in  $X$  are either independent draws  $z_i \sim \mathcal{N}(0, I)$  or, alternatively,  $z_i \sim \mathcal{N}(0, V)$  for random non-diagonal  $V$ . Specifically,  $V$  is the correlation matrix associated to  $W^T W$ , where  $W$  is a  $p \times p$  matrix with  $w_{ij} \sim \mathcal{N}(0, 1)$  independently across  $i, j$ . We evaluated the integrated likelihood  $p^N(y | \gamma)$  under the gMOM prior for a sequence of models including  $p_\gamma = 1, 2, \dots, 10$  covariates. For  $p_\gamma \leq 10$  it is feasible to evaluate  $p^N(y | \gamma)$  exactly, and hence to evaluate the error when estimating  $\hat{p}^N(y | \gamma)$  via a LA and an ALA. The exercise was repeated across 100 independent simulations, and we report averaged results.

Figure 3 summarizes the results for the  $n = 50$  case. The left panel shows the mean of  $\log(\hat{p}^N(y | \gamma)/p^N(y | \gamma))$ , which quantifies the relative approximation error. Both LA and ALA provided fairly accurate estimates for models including up to 4 covariates. Note that  $\beta^*$  is such that for these models all included covariates are truly active. For models with  $> 4$  covariates the LA error was significantly higher than for ALA, particularly in non-diagonal covariance matrix  $V$  setting. We obtained similar results for  $n = 200$  and  $n = 500$  (Figure S3). The right panel in Figure 3 illustrates the difficulty of the integration exercise by plotting the contours of the log-integrand  $p(y | \beta, \phi = 1)p^N(\beta | \phi = 1, \gamma)$  versus two truly spurious parameters  $(\beta_5, \beta_6)$  in a randomly selected dataset. The integrand has a marked multi-modality that, in general, does not disappear even as  $n \rightarrow \infty$ , which intuitively is the reason why the LA does not provide consistent estimates for non-local prior integrated likelihoods under models that contain spurious parameters. The results for  $n = 200$  and  $n = 500$  were largely analogous, see Figure S3, illustrating that even as  $n \rightarrow \infty$  the LA does not consistently estimate the integrated likelihood under non-local priors.

Regarding computation times, running BMS on the entire set of models with  $p = 10$  variables took 0.12 seconds for LA and 0.02 seconds for ALA. We extended the exercise to  $p = 100$  variables, using 10,000 Gibbs sampling iterations to explore the model space. When approximating integrated likelihoods via the LA the average run time was 73.3 seconds, in contrast for the ALA it was only 2.8 seconds.

**5.2.2. Group constraints.** We present two simulation examples where one wishes to incorporate group constraints. In each example we considered various settings and we report averaged results across 150 independent simulations run under each settings. The values of continuous covariates were generated from a multivariate Normal with zero mean, unit variances and all pairwise correlations equal to 0.5. The regularization parameter for grLASSO, grMCP and grSCAD was set via 10-fold cross-validation.

In the first example there are  $J$  groups. The first group corresponds to a categorical covariate  $x_{i1} \in \{1, 2, 3\}$ , coded in the design matrix via two binary indicators  $(z_{i1}, z_{i2}) \in \{0, 1\}^2$ , and the remaining  $J - 1$  groups to individual continuous covariates  $x_{i2}, \dots, x_{iJ}$ . Hence, the design matrix  $Z$  is  $n \times (J + 1)$ , where  $z_{ij+1} = x_{ij}$  for  $j = 2, \dots, J$ . The data generating truth was

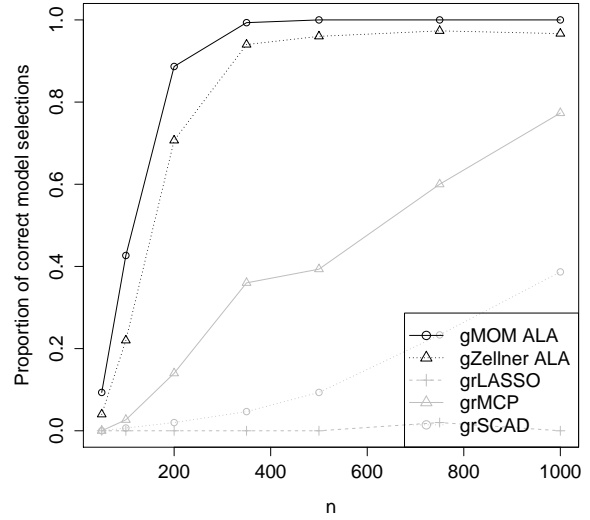
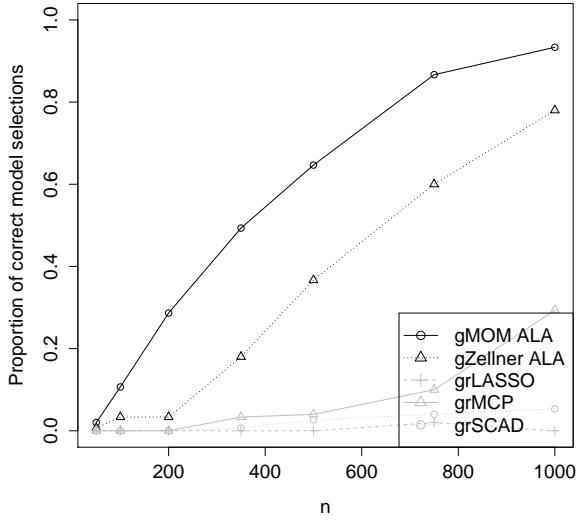
$$y_i = -\beta_1^* z_{i1} + \beta_1^* z_{i2} + z_{i3} 0.5 + \epsilon_i$$

where  $\epsilon = (\epsilon_1, \dots, \epsilon_n) \sim \mathcal{N}(0, I)$ . We considered  $n \in [50, 1000]$ ,  $J \in \{5, 50\}$  groups and  $\beta_1^* \in \{0.3, 0.6\}$ .

Figure 4 (top panels) shows the proportion of correct model selections in the  $J = 50$  case, see Figure S2 for analogous results in the  $J = 5$  case. The figure shows the

Categorical  $x_{i1}$  ( $\beta_1^* = 0.3, J = 50, p = 51$ )

Categorical  $x_{i1}$  ( $\beta_1^* = 0.6, J = 50, p = 51$ )



Non-linear ( $x_{i1}, x_{i2}$ ) ( $J = 5, p = 30$ )

Non-linear ( $x_{i1}, x_{i2}$ ) ( $J = 25, p = 150$ )

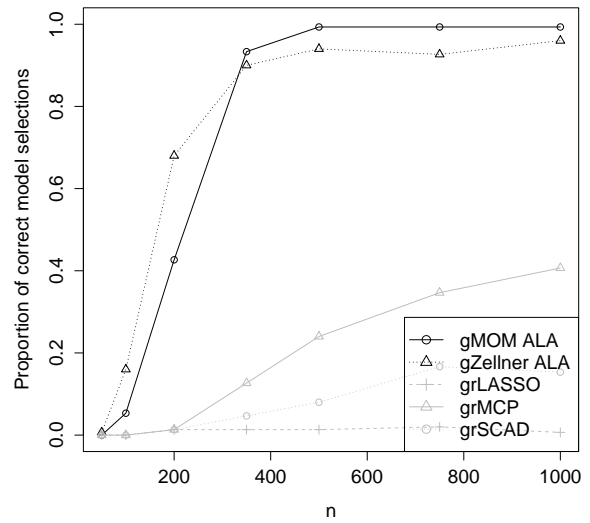
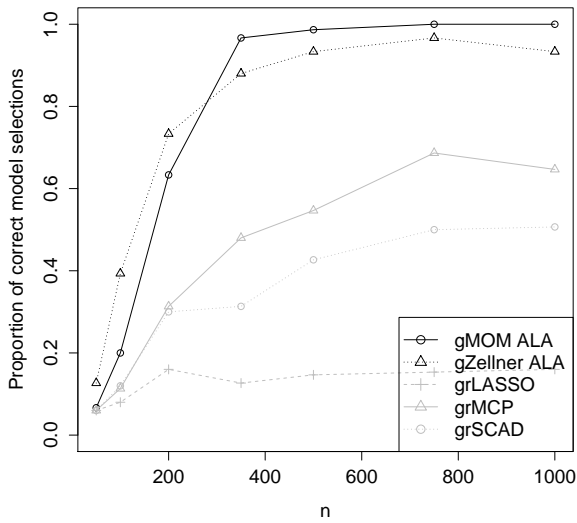


FIGURE 4. Proportion of correct model selections in Gaussian simulations with groups defined by either a categorical  $x_{i1} \in \{1, 2, 3\}$  (top panels) and true effects  $(-\beta_1^*, \beta_1^*)$  or by non-linear effects of  $(x_{i1}, x_{i2})$  (bottom panels) with 5 and 25 covariates ( $p = 30$  and  $150$ , respectively)

proportion of simulations where the highest posterior probability model (or the support of the point estimates, for penalized likelihood methods) was equal to the simulation truth. The proportion of correct selections for ALA-based inference under gMOM priors was higher than for exact calculations under the gZellner prior, which was in turn higher than for the three considered penalized likelihood methods.

The second example considers an additive model where covariates  $x_i$  have non-linear effects. The data generating truth was

$$y_i = \sin(-x_{i1} + .1) + \sin(2.5x_{i2}) + \epsilon_i$$

where  $\epsilon_i \sim \mathcal{N}(0, 1)$ . The assumed model considers non-linear effects but is misspecified. It decomposes covariates into a linear component plus a deviation-from-linearity component via a 5-dimensional cubic spline basis, following Rossell and Rubio (2019). That is, each covariate is coded into the design matrix  $Z$  via one column capturing its linear effect and a five-variable group capturing deviations from linearity. We considered scenarios with 5 and 50 covariates, that is  $J \in \{10, 100\}$  groups and  $p \in \{30, 300\}$  total parameters, respectively.

The bottom panels in Figure 4 summarize the results. In all considered settings the proportion of correct model selections were highest for either the exact gZellner calculation (particularly for smaller  $n$ ) or the ALA-based gMOM prior (for larger  $n$ ).

**5.3. Poverty line.** We study what factors are associated to individuals working full-time being below the poverty line in the USA. We used a large dataset from the Current Population Survey (Flood et al., 2020) conducted in 2010 and 2019 for single-race individuals aged 18-65 years who were non-military employed for 35-40 hours/week.

The response is a binary indicator  $y_i \in \{0, 1\}$  for individual  $i$  being below the poverty line. The covariates  $x_i$  include gender and hispanic origin indicators, race, marital status, level of education, citizenship status, nativity status, occupation sector, size of the firm employing the individual, the presence of any type of impairment/difficulties, type of employment, moving to another state from within or outside the USA, and the weekly hours worked (35-40). Many of these variables are categorical, see Section S12.3 for a description. The data has  $n = 89,755$  individuals. In a first exercise we consider a logistic regression analysis that only considers main effects, where  $p = 60$ . Subsequently we consider pairwise interactions between all covariates, then the corresponding design matrix  $Z$  has  $p = 1,469$  columns.

We first discuss the computation times. In the main effects analysis LA took  $> 10$  hours to run and ALA took 19.5 seconds. For comparison, GLASSO took 42.7 seconds. When adding interactions LA took 17.3 days, ALA 5.2 minutes and grLASSO 10.7 minutes.

In the main effects analysis ALA and LA selected the same model, with virtually identical marginal posterior inclusion probabilities (the correlation between  $\hat{p}(\gamma | y)$  and  $\tilde{p}(\gamma | y)$  was  $> 0.999$ ). All main effects had posterior inclusion probability  $> 0.95$ , except for nativity status, with posterior probability  $< 0.02$ . To help interpret the results, Table S1 provides the estimated coefficients for the selected model (maximum likelihood estimation). Briefly, higher poverty odds were estimated for females, hispanics, blacks and native Americans, individuals with difficulties, lower education levels, non-citizens,

working in small firms, having moved from outside the US, and working in sectors such as farming or maintenance. The grLASSO results were similar, except that it selected all main effects, including nativity status (both when setting the penalization parameter via cross-validation or to minimize the BIC). For comparison, the P-value obtained from a maximum likelihood fit under the full model was 0.1959 for nativity, and  $< 0.0001$  for all other main effects.

Regarding the analysis with interactions, LA and ALA selected the same 13 main effects (inclusion probability  $> 0.5$ , Table S2). LA selected 5 interaction terms and ALA selected 8. Both selected the interaction of gender vs. marital status, education level vs. hispanic origin, and hispanic origin vs. marital status. LA also selected education vs firm size, whereas ALA selected education vs marital status, and moving state vs hispanic origin, marital status and education level. The ALA- and LA-estimated marginal posterior probabilities  $\tilde{p}(\gamma | y)$  and  $\hat{p}(\gamma | y)$  had 0.827 correlation. The discrepancies were mostly due to differences in the set of explored models: when restricting the model set to those visited in either the ALA or LA model search, the correlation increased to 0.972.

Table S3 displays parameter estimates for all selected terms. We refrain from making any causal interpretation of these findings, but they suggest interesting avenues for future research to help better understand poverty. For instance, gender and hispanic origin were associated with poverty, but the differences between hispanic and non-hispanic males was larger (estimated odds-ratio=1.63) than between hispanic and non-hispanic females (odds-ratio= 1.36). As another example, the odds of poverty were similar for non-hispanic married males and divorced males (odds-ratio=0.92), but married females had significantly lower odds than divorced females (odds-ratio=0.281) and married hispanics had higher odds than divorced hispanics (odds-ratio= 1.46)

For comparison, the grLASSO selected 4 main effects and 16 interaction terms. For 1 out of the 16 interactions the two corresponding main effects were also selected, illustrating the need to explicitly enforce hierarchical restrictions.

**5.4. Cancer survival.** We illustrate the ALA in models outside the exponential family via the non-linear additive survival regression model from Rossell and Rubio (2019), a spline-based log-normal accelerated failure time (AFT) model. If one re-parameterizes the model by dividing the regression parameters by the error standard deviation, then the log-likelihood is concave (Silvapulle and Burridge, 1986), hence amenable to be analyzed via ALA. We first present a simulation study and subsequently analyze a colon cancer dataset.

We compare the ALA results obtained under gMOM and gZellner priors to the LA under the gZellner prior, the semi-parametric AFT model with LASSO penalties of Rahaman-Khan and Shaw (2019) (AFT-LASSO), and to the Cox model with LASSO penalties of Simon et al. (2011) (Cox-LASSO). For ALA and LA we used function `modelSelection` in R package `mombf` with the default prior parameters, the Beta-Binomial prior  $p(\gamma)$  in (7) and  $B = 10,000$  Gibbs iterations. For AFT-LASSO and Cox-LASSO we used functions `AEnet.aft` and `glmnet` in R packages `AdapEnetClass` and `glmnet`, and we set the penalization parameter via 10-fold cross-validation.



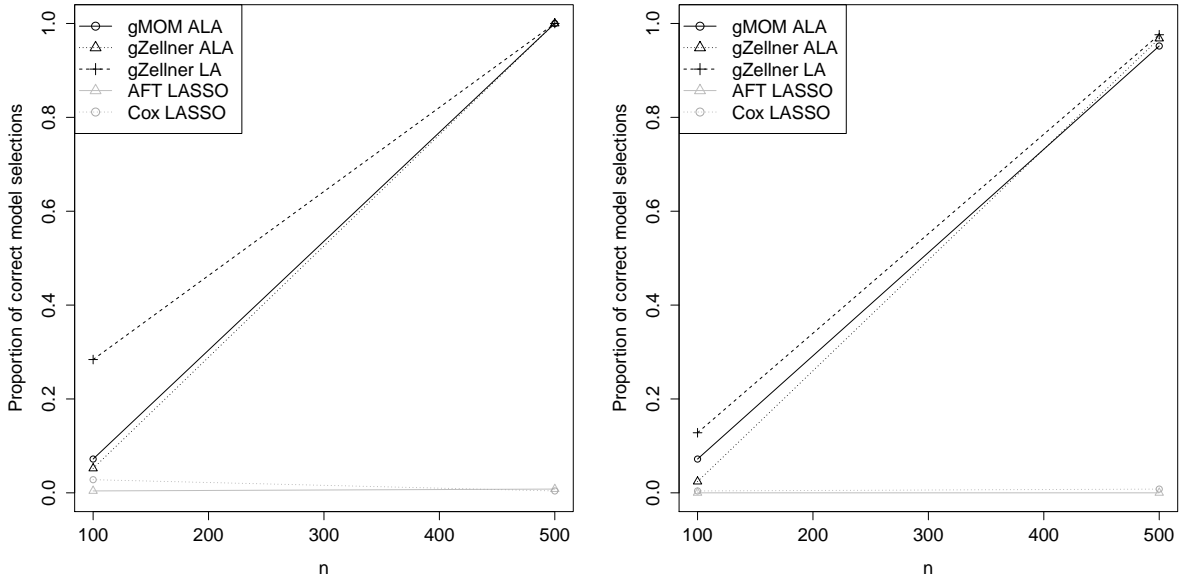


FIGURE 5. Non-linear survival regression ( $J = 100, p = 300$ ). Proportion of correct model selections under a truly accelerated failure (left) and truly proportional hazards model (right)

5.4.1. *Non-linear survival simulation.* The simulation study extends that in Rossell and Rubio (2019) (Section 6.2). Briefly, there are two covariates that truly have non-linear effects and 48 spurious covariates, generated from a zero-mean multivariate normal with unit variances and 0.5 correlation between all covariate pairs. The assumed model poses  $E(y_i | x_i) = \sum_{j=1}^{50} x_{ij}\beta_j + \sum_{j=51}^{100} z_{ij}^T\beta_j$ , where  $x_{ij} \in \mathbb{R}$  and  $z_{ij} \in \mathbb{R}^5$  captures deviations from linearity by projecting  $x_{ij}$  onto a spline basis and orthogonalizing the result to  $x_{ij}$ . We used a fixed five-dimensional spline basis given that Rossell and Rubio (2019) found that considering larger dimensions or learning the basis gave very similar model selection results. In our notation, there are  $J = 100$  groups and  $p = 50 + 250 = 300$  parameters.

We considered two data-generating truths. In Scenario 1 the truth is an accelerated failure time model and in Scenario 2 a proportional hazards model. Both scenarios are challenging in that there is a significant amount of censored data, which effectively reduces the information in the likelihood, and the dimension is moderately high.

- Scenario 1. Log-survival times are  $x_{i1} + 0.5 \log(|x_{i2}|) + \epsilon_i$ , where  $\epsilon_i \sim N(0, \sigma = 0.5)$ . All log-censoring times are 0.5, giving an average of 69% censored individuals.
- Scenario 2. Let  $h_0$  be the log-Normal(0,0.5) baseline hazard. Log-survival times arise from a proportional hazards structure  $h(t) = h_0(t) \exp\{3x_{i1}/4 - 5 \log(|x_{i2}|)/4\}$ . All log-censoring times are 0.55, giving an average of 68% censored individuals.

In Scenario 1 the assumed model is well-specified, except for approximating the non-linear truth by a finite spline basis, whereas in Scenario 2 the whole hazard function is misspecified. Figure 5 shows the proportion of correct model selections, across 250

Poverty data ( $n = 89,755$ )		
	Main effects ( $p = 60$ )	Interactions ( $p = 1,469$ )
gZellner ALA	19.5 sec.	5.2 min.
gZellner LA	10.1 days	17.3 days
Simulation under true AFT model ( $J = 100, p = 300$ )		
	$n = 100$	$n = 500$
gMOM ALA	4.0 sec.	7.5 sec.
gZellner ALA	9.6 sec.	13.2 sec.
gZellner LA	188.9 sec.	251.1 sec.
Simulation under true PH model ( $J = 100, p = 300$ )		
	$n = 100$	$n = 500$
gMOM ALA	2.0 sec.	4.1 sec.
gZellner ALA	2.3 sec.	10.7 sec.
gZellner LA	152.4 sec.	81.1 sec.
Colon cancer data ( $n = 260, p = 175$ )		
	Uniform $p(\gamma)$	BetaBin $p(\gamma)$
gMOM ALA	3.3min	39.3 sec.
gZellner ALA	11.1min	48.8 sec.
gZellner LA	55.0h	15.1min

TABLE 1. Mean run times for poverty data, survival analysis in truly AFT simulations, truly PH simulations, and colon cancer data. Laptop with Ubuntu 18.04, Intel i7 1.8GHz processor, 15.4Gb RAM, 1 core

	Selected variables			Concordance Index
	Original	Original + Fake	Overlap	
gMOM ALA	3	3	3	0.64
gZellner ALA	11	12	1	0.66
Cox LASSO	11	14	9	0.69
AFT LASSO	6	1	1	0.51

TABLE 2. Colon cancer survival data. Number of selected variables within original  $p = 175$ , original + 50 fake variables, overlap between these two sets, and concordance index (leave-one-out cross-validation)

independent simulations for  $n \in \{100, 500\}$ . Generally, ALA showed a competitive performance. The LA selected the data-generating model slightly more frequently under  $n = 100$  and the well-specified Scenario 1 (upon inspection this was due to higher power to include  $x_{i1}$ ), whereas it performed similar to ALA for larger  $n$  and in Scenario 2. For  $n = 500$  the proportions of correct model selections for ALA were near 1. Both ALA and LA outperformed significantly AFT-LASSO and Cox-LASSO.

The ALA provided significant computational gains over LA. In most scenarios the computation time was reduced by a factor ranging from 20-70, see Table 1.

5.4.2. *Colon cancer survival.* Calon et al. (2012) showed a strong association between the average expression of 172 genes related to fibroblasts and that of growth factor TGFB were associated with lower colon cancer survival (time until recurrence), in human patients in cancer stages 1-3. We perform a deeper analysis of their data where we seek to identify which individual genes are associated with survival, in addition to the clinical variable tumor stage, for a total of  $p = 175$ . The data records survival times for  $n = 260$  patients. Out of these only 50 were observed, and the remaining 210 were censored, posing a challenging inference problem.

Table 1 reports run times for the ALA- and LA-based analyses, for illustration both under a uniform prior on the model space, and under the Beta-Binomial prior. The ALA brought significant speed-ups, e.g. from 55 hours to 3.3-11 minutes under the uniform model prior. Given that the computational exercise under the uniform prior is particularly considerable, we focus on this analysis and the ALA-based results, as the cost of the LA is impractical in this setting.

In empirical data it is hard to evaluate what method performs best in terms of model selection. To explore this issue, we first assessed the predictive ability of each method via the leave-one-out cross-validated concordance index (Harrell Jr. et al., 1996). Briefly, higher values of the index indicate a higher proportion of pairs of predicted survival times that matched the order of the observed survival times. Cox-LASSO, gMOM-ALA and gZellner-ALA achieved similar indexes (Table 2), whereas for AFT-LASSO it was lower.

Next, to acknowledge that our goal is not prediction but model selection, we added 50 fake genes that do not truly have an effect on survival but are correlated with the original genes. Specifically, we selected the first 50 genes in the original data, and each of the 50 fake genes was obtained by adding standard Gaussian noise to the original genes. The average correlation between each fake versus original gene was 0.70. We then run all methods on the combined original data plus the 50 fake genes. The results are in Table 2. Interestingly, gMOM-ALA returned the same highest posterior probability model in both datasets, which included genes ESM1, GAS1 and PDPN, agreeing with current theory on non-local priors helping control false discoveries. In contrast the remaining methods returned a different result, in particular for gZellner-ALA and AFT-LASSO the overlap with the original analysis was poor.

To assess the biological plausibility of the results, according to genecards.org (Stelzer et al., 2016) ESM1 is related to endothelium disorders, growth factor receptor binding and gastric cancer networks, GAS1 plays a role in growth and tumor suppression, and PDPN mediates effects on cell migration and adhesion, all of these are processes potentially associated with tumor growth and metastasis. In fact ESM1 was also selected by gZellner-ALA and Cox-LASSO, and GAS1 by AFT-LASSO. We remark that these results offer no guarantee that the gMOM-ALA solution matches better the unknown biological truth than other methods, but they illustrate that the use of ALA led to significant computational savings and its combination with non-local priors can help reduce false positives.

## 6. DISCUSSION

Our main contribution was proposing an approximate inference tool that can be particularly helpful in non-Gaussian regression, and in Gaussian outcomes where one wishes to use non-local priors. Relative to popular approximate inference methods for parameter estimation, for which it is hard to assess uncertainty, the proposal enjoys desirable properties for structural learning problems. The presented Bayes factor and posterior probability rates require the same type of technical conditions than exact inference, and attain essentially the same functional rates in  $n$ . We also illustrated how the proposal has a significant applied potential. We observed very significant reductions in computation times, enabling the use of Bayesian model selection to settings where it was previously impractical.

We focused our theoretical development and examples on a particularly simple strategy where Taylor expansions are taken around a value  $\eta_{\gamma_0}$  where regression coefficients are set to zero. In future work it may be interesting to study alternative choices of  $\eta_{\gamma_0}$ . Such alternatives would have higher computational cost, but could potentially attain improved accuracy and/or model selection properties. For instance, under concave log-likelihoods and minimal regularity conditions, it is possible to show that if  $\eta_{\gamma_0} = \eta_{\gamma}^* + O_p(1/\sqrt{n})$ , then the ALA provides a consistent estimator of the exact integrated likelihood.

The ALA expression (2) can in principle be applied to any model, but one expects it to work best when the log-likelihood is concave or at least locally concave around  $\eta_{\gamma_0}$ , for example in models satisfying certain local asymptotic normality properties. Such asymptotic normality arises for instance in high-dimensional robust estimation (Loh, 2017). Yet another avenue is to apply ALA to nested (or conditionally) concave settings in the spirit of INLA for latent Gaussian models (Rue et al., 2009).

From a foundational Bayesian point-of-view, a limitation of both the LA and ALA is that they only provide approximate inference. Hence it would be interesting to explore strategies to combine the ALA with exact computation, for instance using ALA to build proposal distributions for MCMC algorithms, or sequences of target distributions defined by successions of  $\eta_{\gamma_0}$  in sequential Monte Carlo strategies. In summary, the current work provides a basis which we hope may lead the ground for multiple interesting extensions.

## SUPPLEMENTARY MATERIAL

Section S1 derives formulae for the approximate Laplace approximation (ALA) to an integral, first for a general likelihood and subsequently for exponential family models with known and unknown dispersion parameter  $\phi$ . Section S2 provides the log-likelihood, gradient and derivatives for common exponential family models such as logistic and Poisson regression. Section S3 outlines the derivation of default values for the prior dispersion parameters ( $g_L, g_N$ ) in the Normal- and MOM-based priors.

Sections S4-S10 contain the proofs and auxiliary results for Lemma 1, Theorem 2, Corollary 1 and Theorem 3. The auxiliary results in Section S6 are either reminders or simple extensions of existing results. Those in Section S9 are novel results that bound the integral of tail probabilities related to sub-Gaussian random variables, a result that has some independent interest, e.g. to characterize the  $L_1$  convergence rate of Bayes factors,

which in turn bound the frequentist probability of correct model selection, type I and II errors (see Rossell (2018), Proposition 1, Corollary 1 and Lemma 1).

Finally, Section S12 contains supplementary empirical results to complement our examples.

## S1. DERIVATION OF ALA

For simplicity we drop the  $\gamma$  subindex and denote by  $\eta \in \mathbb{R}^p$  the vector of  $p$  unknown model parameters. Let  $\eta_0$  be an initial value for  $\eta$ ,  $g_0$  and  $H_0$  be the gradient and hessian of the negative log-likelihood  $-\log p(y | \eta)$  evaluated at  $\eta_0$ . The goal is to approximate

$$p(y) = \int p(y | \eta)p(\eta)d\eta.$$

**S1.1. General case.** A second order Taylor expansion of  $\log p(y | \eta)$  at  $\eta = \eta_0$  gives

$$\begin{aligned} p(y) &\approx p(y | \eta_0) \int e^{-(\eta-\eta_0)^T g_0 - \frac{1}{2}(\eta-\eta_0)^T H_0(\eta-\eta_0)} p(\eta) d\eta \\ &= p(y | \eta_0) e^{\eta_0^T g_0 - \frac{1}{2}\eta_0^T H_0 \eta_0} \int e^{-\frac{1}{2}[\eta^T H_0 \eta - 2(H_0 \eta_0 - g_0)^T \eta]} p(\eta) d\eta \\ (S.1) \quad &= p(y | \eta_0) e^{\eta_0^T g_0 - \frac{1}{2}\eta_0^T H_0 \eta_0 + \frac{1}{2}\tilde{\eta}^T H_0 \tilde{\eta}} \int e^{-\frac{1}{2}(\eta-\tilde{\eta})^T H_0(\eta-\tilde{\eta})} p(\eta) d\eta \end{aligned}$$

where  $\tilde{\eta} = -H_0^{-1}(-H_0 \eta_0 + g_0) = \eta_0 - H_0^{-1}g_0$ . If  $p(\eta)$  is a Normal density then the integral on the right-hand side has closed-form. More generally, one may use the Laplace approximation

$$(S.2) \quad \int e^{-\frac{1}{2}(\eta-\tilde{\eta})^T H_0(\eta-\tilde{\eta})} p(\eta) d\eta \approx p(\tilde{\eta})(2\pi)^{p/2} |H_0|^{-\frac{1}{2}}.$$

As a technical remark, the relative error of the latter approximation can be shown to vanish under minimal conditions. Specifically, one may apply Proposition 8 in Rossell and Rubio (2019). Note that  $(\eta - \tilde{\eta})^T H_0(\eta - \tilde{\eta})$  is convex in  $\eta$  and  $p(\eta) > 0$  for all  $\eta$ , and assume the minimal condition that  $H_0 \xrightarrow{P} H^*$  for some positive-definite matrix  $H^*$ , when data arise from some true  $F^*$ . Then

$$\frac{\int e^{-\frac{1}{2}(\eta-\tilde{\eta})^T H_0(\eta-\tilde{\eta})} p(\eta) d\eta}{p(\tilde{\eta})(2\pi)^{p/2} |H_0|^{-\frac{1}{2}}} \xrightarrow{P} 1$$

as  $n \rightarrow \infty$ , where  $\xrightarrow{P}$  denotes convergence in probability under  $F^*$ .

Plugging (S.2) into the right-hand side of (S.1) gives

$$\tilde{p}(y) = \frac{p(y | \eta_0)p(\tilde{\eta})(2\pi)^{p/2}}{|H_0|^{\frac{1}{2}}} e^{\eta_0^T g_0 - \frac{1}{2}\eta_0^T H_0 \eta_0 + \frac{1}{2}\tilde{\eta}^T H_0 \tilde{\eta}}.$$

Since  $\tilde{\eta} = \eta_0 - H_0^{-1}g_0$ , it follows that  $\tilde{\eta}^T H_0 \tilde{\eta} = \eta_0^T H_0 \eta_0 - 2g_0^T \eta_0 + g_0^T H_0^{-1}g_0$ , therefore

$$(S.3) \quad \tilde{p}(y) = \frac{p(y | \eta_0)p(\tilde{\eta})(2\pi)^{p/2}}{|H_0|^{\frac{1}{2}}} e^{\frac{1}{2}g_0^T H_0^{-1}g_0},$$

as we wished to prove.

It is possible to derive an alternative ALA that is similar expression to (S.3), by performing a Taylor approximation on the log-joint  $\log p(y | \eta) + \log p(\eta)$ , rather than the log-likelihood. Then  $(g_0, H_0)$  are the gradient and hessian of the log-joint  $\log p(y | \eta) + \log p(\eta)$  at  $\eta_0$  and in the right-hand side of (S.1) we would use that

$$\int e^{-\frac{1}{2}(\eta-\tilde{\eta})^T H_0(\eta-\tilde{\eta})} d\eta = (2\pi)^{p/2} |H_0|^{-\frac{1}{2}}$$

to obtain

$$\tilde{p}(y) = \frac{p(y | \eta_0)p(\eta_0)(2\pi)^{p/2}}{|H_0|^{\frac{1}{2}}} e^{\frac{1}{2}g_0^T H_0^{-1}g_0}.$$

**S1.2. Exponential family case, known  $\phi$ .** We obtain simple expressions for ALA in exponential family densities of the form in (4), where one takes  $\beta_0 = 0$  and  $\phi$  is known. As before we drop the  $\gamma$  subindex, hence  $(\beta_\gamma, Z_\gamma, p_\gamma)$  are denoted by  $(\beta, Z, p)$ , and  $p(y | \gamma)$  by  $p(y)$ . Let  $\beta_0$  be an initial value for  $\beta$ ,  $g_0$  and  $H_0$  be the gradient and hessian of the negative log-likelihood with respect to  $\beta$ , evaluated at  $\beta_0$ . The ALA in (S.3) gives

$$(S.4) \quad \tilde{p}(y) = \frac{p(y | \beta_0, \phi)p(\tilde{\beta} | \phi)(2\pi)^{p/2}}{|H_0|^{\frac{1}{2}}} e^{\frac{1}{2}g_0^T H_0^{-1}g_0}.$$

If  $\beta_0 = 0$  then  $g_0 = -Z^T(y - b(0)\mathbb{1})/\phi$  and  $H_0 = (b''(0)/\phi)Z^T Z$ , giving  $g_0^T H_0^{-1}g_0 = (b''(0)/\phi)\tilde{y}^T Z(Z^T Z)^{-1}Z^T \tilde{y} = (b''(0)/\phi)\tilde{\beta}^T Z^T Z \tilde{\beta}$ , thus

$$\begin{aligned} \tilde{p}(y) &= \frac{p(y | \beta_0, \phi)p(\tilde{\beta} | \phi)}{|H_0|^{\frac{1}{2}}} \left( \frac{2\pi\phi}{b''(0)} \right)^{p/2} e^{\frac{b''(0)}{2\phi}\tilde{\beta}^T Z^T Z \tilde{\beta}} \\ &= e^{-nb(0)/\phi + \sum_{i=1}^n c(y_i, \phi)} p(\tilde{\beta} | \phi) \left( \frac{2\pi\phi}{b''(0)} \right)^{p/2} |Z^T Z|^{-\frac{1}{2}} e^{\frac{b''(0)}{2\phi}\tilde{\beta}^T Z^T Z \tilde{\beta}}, \end{aligned}$$

where  $\tilde{\beta} = (Z^T Z)^{-1}Z^T \tilde{y}$  and  $\tilde{y} = (y - b(0)\mathbb{1})/b''(0)$ .

**S1.3. Exponential family case, unknown  $\phi$ .** Consider the case where  $\phi$  is unknown,  $\beta_0 = 0$  and  $\phi_0 = \arg \max p(y | \beta_0, \phi)$  is the maximum likelihood estimator of  $\phi$  given  $\beta = \beta_0$ . The ALA in (S.3) gives

$$\tilde{p}(y) = p(y | \beta_0, \phi_0)p(\tilde{\beta}, \tilde{\phi})(2\pi)^{p/2}|H_0|^{-\frac{1}{2}} e^{\frac{1}{2}g_0^T H_0^{-1}g_0}.$$

where recall that

$$\begin{aligned} g_0 &= -\frac{b''(0)}{\phi_0} \begin{pmatrix} Z^T \tilde{y} \\ 0 \end{pmatrix} \\ H_0 &= \frac{b''(0)}{\phi_0} \begin{pmatrix} Z^T Z & -Z^T \tilde{y}/\phi_0 \\ -\tilde{y}^T Z/\phi_0 & s(\phi_0) \end{pmatrix}, \end{aligned}$$

where  $s(\phi_0) = [2nb(0)/\phi_0^2 + \phi_0 \sum_{i=1}^n \nabla_{\phi\phi}^2 c(y_i, \phi_0)]/b''(0)$ .

Since the last entry in  $g_0$  is 0 it follows that  $g_0^T H_0^{-1} g_0 = (b''(0)/\phi_0)^2 \tilde{y}^T Z A Z^T \tilde{y}$ , where  $A$  is the submatrix of  $H_0^{-1}$  corresponding to  $\tilde{\beta}$ . Hence, applying the block-wise matrix inversion formula to  $H_0$  gives that

$$\begin{aligned} g_0^T H_0^{-1} g_0 &= \frac{b''(0)}{\phi_0} \tilde{y}^T Z \left[ (Z^T Z)^{-1} + \frac{(Z^T Z)^{-1} Z^T \tilde{y} \tilde{y}^T Z (Z^T Z)^{-1}}{\phi_0^2 (s(\phi_0) - \tilde{y}^T Z (Z^T Z)^{-1} Z^T \tilde{y})} \right] Z^T \tilde{y} = \\ &= \frac{b''(0)}{\phi_0} \left[ \tilde{\beta}^T Z^T Z \tilde{\beta} + \frac{\tilde{y}^T Z \tilde{\beta} \tilde{\beta}^T Z^T \tilde{y}}{\phi_0^2 (s(\phi_0) - \tilde{\beta}^T Z^T Z \tilde{\beta})} \right] \\ &= \frac{b''(0)}{\phi_0} \left[ \tilde{\beta}^T Z^T Z \tilde{\beta} + \frac{(\tilde{\beta}^T Z^T Z \tilde{\beta})^2}{\phi_0^2 (s(\phi_0) - \tilde{\beta}^T Z^T Z \tilde{\beta})} \right]. \\ &= \frac{b''(0)}{\phi_0} \tilde{\beta}^T Z^T Z \tilde{\beta} \left[ 1 + \frac{\tilde{\beta}^T Z^T Z \tilde{\beta}}{\phi_0^2 (s(\phi_0) - \tilde{\beta}^T Z^T Z \tilde{\beta})} \right] \end{aligned}$$

Therefore,

$$(S.5) \quad \tilde{p}(y) = p(y \mid \beta_0, \phi_0) p(\tilde{\beta}, \tilde{\phi}) (2\pi)^{p/2} |H_0|^{-\frac{1}{2}} \exp \left\{ \frac{b''(0) t(\tilde{\beta}, \phi_0)}{2\phi_0} \tilde{\beta}^T Z^T Z \tilde{\beta} \right\},$$

where

$$t(\tilde{\beta}, \phi_0) = 1 + \frac{\tilde{\beta}^T Z^T Z \tilde{\beta}}{\phi_0^2 (s(\phi_0) - \tilde{\beta}^T Z^T Z \tilde{\beta})},$$

as we wished to prove.

**S1.4. Exponential family case, known  $\phi$ . Curvature adjustment.** This section derives a curvature-adjusted ALA that adjusts the log-likelihood hessian to account for differences in the model-predicted and observed variance of  $y$ , in the case where the dispersion parameter  $\phi$  is a fixed constant (e.g.  $\phi = 1$  in logistic and Poisson models).

Let  $g_{\gamma_0} = -Z_{\gamma}^T (y - b'(Z_{\gamma} \beta_{\gamma_0}))/\phi$ ,  $H_{\gamma_0} = Z_{\gamma}^T \text{diag}(b''(Z_{\gamma} \beta_{\gamma_0})) Z_{\gamma} / \phi$  be the gradient and hessian at an arbitrary  $\beta_{\gamma_0}$ , that can potentially depend on the data  $(y, Z_{\gamma})$ . Then

$$\begin{aligned} g_{\gamma_0}^T H_{\gamma_0}^{-1} g_{\gamma_0} &= (y - \mu_{\gamma_0})^T Z_{\gamma} (Z_{\gamma}^T \text{Cov}(y \mid Z_{\gamma}, \beta = \beta_{\gamma_0}, \phi) Z_{\gamma})^{-1} Z_{\gamma}^T (y - \mu_{\gamma_0}), \\ H_{\gamma_0} &= Z_{\gamma}^T \text{Cov}(y \mid Z_{\gamma}, \beta = \beta_{\gamma_0}, \phi) Z_{\gamma} / \phi^2 \end{aligned}$$

where  $\mu_{\gamma_0} = E(y \mid Z_{\gamma}, \beta = \beta_{\gamma_0}, \phi) = b'(Z_{\gamma} \beta_{\gamma_0})$  is the model-predicted expectation at  $\beta_{\gamma_0}$  and  $\text{Cov}(y \mid Z_{\gamma}, \beta = \beta_{\gamma_0}, \phi) = \phi \text{diag}(b''(Z_{\gamma} \beta_{\gamma_0}))$  the model-predicted covariance. Hence the ALA is

$$\tilde{p}(y \mid \gamma) = \frac{p(y \mid \beta_{\gamma_0}, \phi) p(\tilde{\beta}_{\gamma} \mid \phi, \gamma) (2\pi \phi^2)^{p\gamma/2}}{|Z_{\gamma}^T \text{Cov}(y \mid Z_{\gamma}, \beta = \beta_{\gamma_0}, \phi) Z_{\gamma}|^{1/2}} e^{\frac{1}{2} (y - \mu_{\gamma_0})^T Z_{\gamma} (Z_{\gamma}^T \text{Cov}(y \mid Z_{\gamma}, \beta = \beta_{\gamma_0}, \phi) Z_{\gamma})^{-1} Z_{\gamma}^T (y - \mu_{\gamma_0})}.$$

This expression relates directly  $Z_{\gamma}^T (y - \mu_{\gamma_0})$  to its model-predicted covariance  $Z_{\gamma}^T \text{Cov}(y \mid Z_{\gamma}, \beta = \beta_{\gamma_0}, \phi) Z_{\gamma}$ . A practical issue is that, even when the data are truly generated from a distribution  $F^*$  included in the assumed model (4) for some true  $\beta^*$ , there is a mismatch between  $\text{Cov}(y \mid Z_{\gamma}, \beta = \beta_{\gamma_0}, \phi) = E((y - \mu_{\gamma_0})^T (y - \mu_{\gamma_0}) \mid Z_{\gamma}, \beta = \beta_{\gamma_0}, \phi)$  and

$E_{F^*}[(y - \mu_{\gamma_0})^T(y - \mu_{\gamma_0})] = \phi \text{diag}(b''(Z_\gamma \beta^*)) + E_{F^*}[(\mu_{\gamma_0} - \mu_\gamma^*)(\mu_{\gamma_0} - \mu_\gamma^*)^T]$ . That is, the data may be either over- or under-dispersed relative to the model prediction.

To address this issue we estimate  $E_{F^*}[(y - \mu_{\gamma_0})^T(y - \mu_{\gamma_0})]$  non-parametrically, under the assumption that  $(y_i, z_i)$  are independent draws from  $F^*$  across  $i = 1, \dots, n$ . Specifically, we use the usual over-dispersion estimator based on Pearson chi-square residuals,

$$\hat{\rho} = \frac{\sum_{i=1}^n (y_i - h^{-1}(z_i^T \beta_{\gamma_0}))^2 / [\phi b''(z_i^T \beta_{\gamma_0})]}{n - |\beta_{\gamma_0}|_0}$$

where  $h(\cdot)$  is the link function,  $h^{-1}(z_i^T \beta_{\gamma_0}) = E(y_i | z_{i\gamma}, \beta = \beta_{\gamma_0}, \phi)$  and  $|\beta_{\gamma_0}|_0$  the number of non-zero elements in  $\beta_{\gamma_0}$ .

The curvature-adjusted ALA is obtained by replacing  $\text{cov}(y | \beta = \beta_{\gamma_0}, \phi)$  for  $\hat{\rho} \text{cov}(y | \beta = \beta_{\gamma_0}, \phi) = \hat{\rho} \phi \text{diag}(b''(Z_\gamma \beta_{\gamma_0}))$ , which gives

(S.6)

$$\tilde{p}(y | \gamma) = \frac{p(y | \beta_{\gamma_0}, \phi) p(\tilde{\beta}_\gamma | \phi, \gamma) (2\pi\phi/\hat{\rho})^{p_\gamma/2}}{|Z_\gamma^T \text{diag}(b''(Z_\gamma \beta_{\gamma_0})) Z_\gamma|^{1/2}} e^{\frac{1}{2\hat{\rho}\phi} (y - \mu_{\gamma_0})^T Z_\gamma (Z_\gamma^T \text{diag}(b''(Z_\gamma \beta_{\gamma_0})) Z_\gamma)^{-1} Z_\gamma^T (y - \mu_{\gamma_0})}.$$

We remark that there are other possible strategies to adjust the curvature. For example, one could obtain the model-predicted curvature at  $\tilde{\beta}_{\gamma_0}$  and adjust for over-dispersion by replacing  $\text{Cov}(y | \beta = \beta_{\gamma_0}, \phi)$  for  $\tilde{\rho}_\gamma \text{Cov}(y | Z_\gamma, \beta = \tilde{\beta}_{\gamma_0}, \phi) = \tilde{\rho}_\gamma \phi \text{diag}(b''(Z_\gamma \tilde{\beta}_{\gamma_0}))$ , where  $\tilde{\rho}_\gamma = \sum_{i=1}^n (y_i - z_i^T \tilde{\beta}_{\gamma_0})^2 / [\phi b''(z_i^T \tilde{\beta}_{\gamma_0})] / (n - p_\gamma)$ . Such an alternative has the potential to improve inference by obtaining a better approximation to the hessian at the limiting  $\beta^*$  recovered by maximum likelihood estimation that is specific for each model  $\gamma$ . The computational cost of  $\tilde{\rho}_\gamma$  is however slightly higher than for  $\hat{\rho}$ , when the latter is evaluated at a common  $\beta_{\gamma_0}$  that does not vary across models. We therefore focus on  $\hat{\rho}$  in the sequel.

Expression (S.6) can be simplified in the particular case where  $Z_\gamma \beta_{\gamma_0}$  does not depend on  $Z_\gamma$ , that is when either  $\beta_{\gamma_0} = 0$  or the only non-zero entry in  $\beta_{\gamma_0}$  corresponds to the intercept. That is, suppose that  $z_i^T \beta_{\gamma_0} = \nu_0$  for all  $i = 1, \dots, n$  and some  $\nu_0 \in \mathbb{R}$ , then

$$\begin{aligned} \tilde{p}(y | \gamma) &= \frac{p(y | \beta_{\gamma_0}, \phi) p(\tilde{\beta}_\gamma | \phi, \gamma)}{|Z_\gamma^T Z_\gamma|^{1/2}} \left( \frac{2\pi\phi}{\hat{\rho} b''(\nu_0)} \right)^{p_\gamma/2} e^{\frac{1}{2\hat{\rho}\phi b''(\nu_0)} (y - \mu_{\gamma_0})^T Z_\gamma (Z_\gamma^T Z_\gamma)^{-1} Z_\gamma^T (y - \mu_{\gamma_0})} \\ &= \frac{e^{n[\nu_0 \bar{y} - b(\nu_0)] / \phi + \sum_{i=1}^n c(y_i, \phi)} p(\tilde{\beta}_\gamma | \phi, \gamma)}{|Z_\gamma^T Z_\gamma|^{1/2}} \left( \frac{2\pi\phi}{\hat{\rho} b''(\nu_0)} \right)^{p_\gamma/2} e^{\frac{b''(\nu_0)}{2\hat{\rho}\phi} \tilde{y}^T Z_\gamma (Z_\gamma^T Z_\gamma)^{-1} Z_\gamma^T \tilde{y}} \end{aligned}$$

where  $\tilde{y} = (y - b'(\nu_0))/b''(\nu_0)$ , and  $\bar{y} = \sum_{i=1}^n y_i/n$  is the sample mean. Note that  $\nu_0$  may depend on the data, and in particular we take the MLE under the intercept-only model  $\nu_0 = h(\bar{y})$ , but is constant across models. Similarly  $\hat{\rho}$  is also constant across models by construction. Therefore the curvature-adjusted ALA BF is

$$\tilde{B}_{\gamma\gamma'} = \frac{p(\tilde{\beta}_\gamma | \phi, \gamma) |Z_\gamma^T Z_\gamma|^{1/2}}{p(\tilde{\beta}_{\gamma'} | \phi, \gamma') |Z_{\gamma'}^T Z_{\gamma'}|^{1/2}} \left( \frac{2\pi\phi}{\hat{\rho} b''(\nu_0)} \right)^{(p_\gamma - p_{\gamma'})/2} e^{\frac{b''(\nu_0)}{2\hat{\rho}\phi} [\tilde{y}^T Z_\gamma (Z_\gamma^T Z_\gamma)^{-1} Z_\gamma^T \tilde{y} - \tilde{y}'^T Z_{\gamma'} (Z_{\gamma'}^T Z_{\gamma'})^{-1} Z_{\gamma'}^T \tilde{y}]}$$



Finally, note also that for  $\nu_0 = h(\bar{y})$  we obtain  $b''(\nu_0) = b''(h(\bar{y}))$  and a particularly simple over-dispersion estimator

$$\hat{\rho} = \frac{\sum_{i=1}^n (y_i - \bar{y})^2 / [\phi b''(h(\bar{y}))]}{n - 1}.$$

For logistic regression  $h(\bar{y}) = \log(\bar{y}/(1 - \bar{y}))$  and  $b''(u) = e^{-u}/(1 + e^{-u})^2$  (Section S2.1), then using straightforward algebra gives  $b''(h(\bar{y})) = \bar{y}(1 - \bar{y})$ . For Poisson regression  $h(\bar{y}) = \log(\bar{y})$  and  $b''(u) = e^u$  (Section S2.2), so that  $b''(h(\bar{y})) = \bar{y}$ .

## S2. LOG-LIKELIHOOD AND DERIVATIVES FOR POPULAR EXPONENTIAL FAMILY MODELS

**S2.1. Logistic regression.** The logistic regression log-likelihood is

$$\log p(y | \beta) = y^T Z \beta - \sum_{i=1}^n \log(1 + e^{z_i^T \beta}),$$

corresponding to  $b(u) = \log(1 + e^u)$  in (4),  $b'(u) = 1/(1 + e^{-u})$  and  $b''(u) = e^{-u}/(1 + e^{-u})^2$ . Its gradient and hessian are

$$g_\beta(\beta) = Z^T y - \sum_{i=1}^n z_i \frac{1}{1 + e^{-z_i^T \beta}}$$

$$H_{\beta\beta}(\beta) = - \sum_{i=1}^n z_i z_i^T \frac{e^{-z_i^T \beta}}{(1 + e^{-z_i^T \beta})^2} = -Z^T D_\beta Z$$

where  $D_\beta$  is a diagonal matrix with  $(i, i)$  entry  $1/[(1 + e^{-z_i^T \beta})(1 + e^{z_i^T \beta})]$ .

**S2.2. Poisson regression.** The Poisson regression log-likelihood is

$$\log p(y | \beta) = y^T Z \beta - \sum_{i=1}^n e^{z_i^T \beta} - \log(y_i!),$$

corresponding to  $b(u) = e^u$ ,  $b'(u) = b''(u) = e^u$  and  $c(y_i) = \log(y_i!)$  in (4). Its gradient and hessian are

$$g_\beta(\beta) = Z^T y - \sum_{i=1}^n z_i e^{z_i^T \beta}$$

$$H_{\beta,\beta}(\beta) = - \sum_{i=1}^n z_i z_i^T e^{z_i^T \beta} = -Z^T D_\beta Z$$

where  $D_\beta$  is a diagonal matrix with  $(i, i)$  entry  $e^{z_i^T \beta}$ .

**S2.3. Gaussian accelerated failure time model.** Let  $o_i \in \mathbb{R}^+$  be survival times and  $c_i \in \mathbb{R}^+$  be right-censoring times for individuals  $i = 1, \dots, n$ ,  $d_i = \mathbb{I}(o_i < c_i)$  censoring indicators, and  $y_i = \min\{\log(o_i), \log(c_i)\}$  the observed log-times. The Gaussian accelerated failure time model assumes

$$\log(o_i) = z_i^T \beta + \epsilon_i,$$

where  $\epsilon_i \sim N(0, \phi)$  independently across  $i = 1, \dots, n$ . It is convenient to reparameterize the model via  $\alpha = \beta/\sigma$  and  $\tau = 1/\sqrt{\phi}$ , as then that the log-likelihood is concave, provided that the number of uncensored individuals  $n_o \geq \dim(\beta)$  and the sub-matrix of  $Z$  corresponding to uncensored individuals has full column rank (Burrige, 1981; Silvapulle and Burrige, 1986). The log-likelihood function is

$$p(y \mid \alpha, \tau) = -\frac{n_o}{2} \log\left(\frac{2\pi}{\tau^2}\right) - \frac{1}{2} \sum_{d_i=1} (\tau y_i - z_i^T \alpha)^2 + \sum_{d_i=0} \log\{\Phi(z_i^T \alpha - \tau y_i)\},$$

its gradient is

$$\begin{pmatrix} g_\alpha(\alpha, \tau) \\ g_\tau(\alpha, \tau) \end{pmatrix} = \begin{pmatrix} \sum_{d_i=1} z_i (\tau y_i - z_i^T \alpha) + \sum_{d_i=0} z_i r(z_i^T \alpha - \tau y_i) \\ \frac{n_o}{\tau} - \sum_{d_i=1} y_i (\tau y_i - z_i^T \alpha) - \sum_{d_i=0} y_i r(z_i^T \alpha - \tau y_i) \end{pmatrix},$$

and its hessian is

$$\begin{aligned} H_{\alpha, \alpha}(\alpha, \tau) &= -\sum_{d_i=1} z_i z_i^T - \sum_{d_i=0} z_i z_i^T D(\tau y_i - z_i^T \alpha), \\ H_{\alpha, \kappa}(\alpha, \tau) &= \sum_{d_i=1} z_i y_i + \sum_{d_i=0} z_i y_i D(\tau y_i - z_i^T \alpha), \\ H_{\tau, \tau}(\alpha, \tau) &= -\frac{n_o}{\tau^2} - \sum_{d_i=1} y_i^2 - \sum_{d_i=0} y_i^2 D(\tau y_i - z_i^T \alpha), \end{aligned}$$

where  $D(z) = r(-z)^2 - zr(-z) \in (0, 1)$ ,  $r(t) = f(t)/\Phi(t)$  is the Normal inverse Mills ratio,  $f()$  is the standard Normal probability density function and  $\Phi()$  its cumulative density function.

### S3. DERIVATION OF DEFAULT $(g_L, g_N)$

The goal is to find prior dispersion parameters such that the prior expectation

$$E(\beta_j^T Z_j^T Z_j \beta_j) / [n\phi] = 1$$

for all  $j$ . First note that if  $\beta_j \sim \mathcal{N}(0, g\phi n/p_j)(Z_j^T Z_j)^{-1}$ , then  $\beta_j^T Z_j^T Z_j \beta_j p_j / [g\phi n] \sim \chi_{p_j}^2$ , which has mean  $p_j$  and variance  $2p_j$ .

Therefore, under the Normal prior in (8) we have

$$E\left(\frac{\beta_j^T Z_j^T Z_j^T \beta_j}{\phi n}\right) = \frac{g_L}{p_j} \int \frac{\beta_j^T Z_j^T Z_j^T \beta_j p_j}{g_L \phi n} \mathcal{N}\left(0, \frac{g_L \phi n}{p_j} (Z_j^T Z_j)^{-1}\right) d\beta_j = \frac{g_L}{p_j} p_j,$$

obtaining the default  $g_L = 1$ . For the gMOM prior

$$\begin{aligned} E\left(\frac{\beta_j^T Z_j^T Z_j \beta_j}{\phi n}\right) &= \int \left[\frac{\beta_j^T Z_j^T Z_j \beta_j}{\phi n}\right]^2 \frac{(p_j + 2)}{p_j g_N} \mathcal{N}\left(\beta_j; 0, \frac{g_N \phi n}{p_j + 2} (Z_j^T Z_j)^{-1}\right) d\beta_j \\ &= \frac{g_N}{p_j(p_j + 2)} \int \left[\frac{\beta_j^T Z_j^T Z_j \beta_j (p_j + 2)}{\phi n g_N}\right]^2 \mathcal{N}\left(\beta_j; 0, \frac{g_N \phi n}{p_j(p_j + 2)} (Z_j^T Z_j)^{-1}\right) d\beta_j = \frac{g_N(2p_j + p_j^2)}{p_j(p_j + 2)} = g_N, \end{aligned}$$

giving the default  $g_N = 1$ .

#### S4. PROOF OF LEMMA 1

Consider the first integral with respect to  $\xi$ , which is equal to the expectation  $\phi^{-1} E(\xi^T A \xi)$ . Let  $\tilde{\xi} = A^{1/2} \xi$ , since  $\tilde{\xi} \sim \mathcal{N}(A^{1/2} m, \phi A^{1/2} S A^{1/2})$  we have that

$$E(\xi^T A \xi) = E(\tilde{\xi}^T \tilde{\xi}) = \sum_{j=1}^l V(\tilde{\xi}_{jl}) + [E(\tilde{\xi}_{jl})]^2 = \phi \text{tr}(\tilde{S}) + \tilde{m}^T \tilde{m} = \phi \text{tr}(AS) + m^T A m,$$

where  $\tilde{S} = A^{1/2} S A^{1/2}$ ,  $\tilde{m} = A^{1/2} m$ , proving the first part of the result. Now, integrating with respect to  $\phi$  gives

$$\int (\text{tr}(AS) + m^T A m / \phi) \text{IG}(\phi; a, b) d\phi = \text{tr}(AS) + m^T A m \frac{a}{b},$$

as we wished to prove.

#### S5. PROOF OF THEOREM 1

We shall use  $(\mathbf{y}, \mathbf{z})$  to generically denote a random vector in  $\mathbb{R} \otimes \mathbb{R}^p$  distributed as  $F^*$ , so that  $\{(y_i, z_i)\}_{i=1}^n$  are  $n$  iid copies of  $(\mathbf{y}, \mathbf{z})$ . To ease notation, we shall use  $\mathbf{z}_1$  and  $\mathbf{z}_2$  in place of  $\mathbf{z}_\delta$  and  $\mathbf{z}_v$  in this proof. Let us partition  $\Sigma := \text{Cov}_{F^*}(\mathbf{z})$  into the corresponding blocks to define  $\Sigma_{11} := \text{Cov}_{F^*}(\mathbf{z}_1)$ ,  $\Sigma_{22} := \text{Cov}_{F^*}(\mathbf{z}_2)$ , and  $\Sigma_{12} := \text{Cov}_{F^*}(\mathbf{z}_1, \mathbf{z}_2) = \Sigma_{21}^T$ . Since  $\delta$  is the true regression model,  $E_{F^*}(\mathbf{y} | \mathbf{z}) = f(\mathbf{z}_1)$ . Also, by the assumption in equation (19) (henceforth assumption (19)),  $E_{F^*}(\mathbf{z}_2 | \mathbf{z}_1) = A \mathbf{z}_1$ .

Observe that  $E_{F^*}(Z^T Z) = n E_{F^*}(\mathbf{z} \mathbf{z}^T) = n \Sigma$  and  $E_{F^*}(Z^T \tilde{\mathbf{y}}) = n E_{F^*}[\mathbf{z}(\mathbf{y} - b'(0))/b''(0)] = n E_{F^*}(\mathbf{z} \mathbf{y})$ , where in both identities we use  $E_{F^*}(\mathbf{z}) = 0$  in the last step. Let  $m = E_{F^*}(\mathbf{z} \mathbf{y})$  so that  $\tilde{\beta}^* = \Sigma^{-1} m$ . Using the tower property of conditional expectations,  $m = E_{F^*}[\mathbf{z} E_{F^*}(\mathbf{y} | \mathbf{z})] = E_{F^*}[\mathbf{z} f(\mathbf{z}_1)]$ . Partition  $m$  into the same blocks as  $\mathbf{z}$  to write  $m = (m_1; m_2)$ , so that  $m_1 = E_{F^*}[\mathbf{z}_1 f(\mathbf{z}_1)]$  and  $m_2 = E_{F^*}[\mathbf{z}_2 f(\mathbf{z}_1)]$ . Using the tower property and assumption (19), write  $m_2 = E_{F^*}[f(\mathbf{z}_1) E_{F^*}(\mathbf{z}_2 | \mathbf{z}_1)] = E_{F^*}[f(\mathbf{z}_1) A \mathbf{z}_1] = A E_{F^*}[\mathbf{z}_1 f(\mathbf{z}_1)] = A m_1$ .

Since  $\text{Cov}_{F^*}(\mathbf{z}_2 - E(\mathbf{z}_2 | \mathbf{z}_1), \mathbf{z}_1) = 0$ , assumption (19) implies that  $\Sigma_{21} = A \Sigma_{11}$ , and thus  $A = \Sigma_{21} \Sigma_{11}^{-1}$ ; note that since  $\Sigma$  is positive definite, both  $\Sigma_{11}$  and  $\Sigma_{22}$  are positive definite as well. Let  $Q = \Sigma^{-1}$  be the precision matrix of  $\mathbf{z}$ . Then, from the block matrix inversion formula,  $Q_{22} = \Sigma_{22} - \Sigma_{21} \Sigma_{11}^{-1} \Sigma_{12}$  and  $Q_{21} = -Q_{22} \Sigma_{21} \Sigma_{11}^{-1} = -Q_{22} A$ . Partition  $\tilde{\beta}^* = (\tilde{\beta}_1^*; \tilde{\beta}_2^*)$  the same way as  $\mathbf{z}$ , and note that  $\tilde{\beta}_2^* = Q_{21} m_1 + Q_{22} m_2 = -Q_{22} A m_1 + Q_{22} A m_1 = 0$ . This proves that  $\tilde{\beta}_j^* = 0$  whenever  $j \in \delta$ .

To prove the remaining bit (and also provide an alternative argument for the previous part), we proceed as follows. Note that for any  $p \times p$  invertible matrix  $B$ , we can write  $\tilde{\beta}^* = (B\Sigma)^{-1}(Bm)$ . Choose  $B$  to be the matrix with blocks  $B_{11} = I_{p_\delta}$ ,  $B_{12} = 0_{p_\delta \times p-p_\delta}$ ,  $B_{21} = -A$ , and  $B_{22} = I_{p-p_\delta}$ . Then, it follows that  $(Bm)_1 = m_1$ , and  $(Bm)_2 = m_2 - Am_1 = 0$ . Moreover,  $(B\Sigma)_{11} = \Sigma_{11}$ ,  $(B\Sigma)_{12} = \Sigma_{12}$ ,  $(B\Sigma)_{21} = \Sigma_{21} - A\Sigma_{11} = 0$ , and  $(B\Sigma)_{22} = \Sigma_{22.1} := \Sigma_{22} - \Sigma_{21}\Sigma_{11}^{-1}\Sigma_{12}$ . By the block inverse formula, we have  $[(B\Sigma)^{-1}]_{11} = \Sigma_{11}^{-1}$  and  $[(B\Sigma)^{-1}]_{21} = 0$ . Putting everything together, we get  $\tilde{\beta}_1^* = \Sigma_{11}^{-1}m_1$  and  $\tilde{\beta}_2^* = 0$ . A similar argument as in the beginning of this proof shows that  $\tilde{\beta}_\delta^* = \Sigma_{11}^{-1}m_1$ . This concludes the proof that  $\tilde{\beta}^* = (\tilde{\beta}_1^*; \tilde{\beta}_2^*) = (\tilde{\beta}_\delta^*; 0)$ .

## S6. AUXILIARY RESULTS FOR THEOREM 2 AND COROLLARY 1

For completeness we state and prove two basic results that are helpful in the proofs of our main results. Lemma S1 is a well-know results. It expresses the difference between the explained sum of squares by two nested models  $\gamma' \subset \gamma$  in terms of the regression parameters obtained under the larger model, after suitably orthogonalizing its design matrix.

Lemma S2 establishes the convergence in probability of the conditional MLE  $\phi_0$  to a finite optimal  $\phi_0^*$ , as  $n \rightarrow \infty$ , and is a simple adaptation of Lemma 5.10 in van der Vaart (1998)).

**Lemma S1.** *Let  $y \in \mathbb{R}^n$  and  $X_\gamma = (X_{\gamma'}, X_{\gamma \setminus \gamma'})$  be an  $n$  times  $p_\gamma$  matrix. Let  $\hat{\beta}_\gamma = (X_\gamma^T X_\gamma)^{-1} X_\gamma^T y$  and  $\hat{\beta}_{\gamma'} = (X_{\gamma'}^T X_{\gamma'})^{-1} X_{\gamma'}^T y$  the least-squares estimates associated to  $\gamma$  and  $\gamma'$ , respectively. Then*

$$\hat{\beta}_\gamma^T X_\gamma^T X_\gamma \hat{\beta}_\gamma - \hat{\beta}_{\gamma'}^T X_{\gamma'}^T X_{\gamma'} \hat{\beta}_{\gamma'} = \tilde{\beta}_{\gamma \setminus \gamma'}^T \tilde{X}_{\gamma \setminus \gamma'}^T \tilde{X}_{\gamma \setminus \gamma'} \tilde{\beta}_{\gamma \setminus \gamma'} = y^T \tilde{X}_{\gamma \setminus \gamma'} (\tilde{X}_{\gamma \setminus \gamma'}^T \tilde{X}_{\gamma \setminus \gamma'})^{-1} \tilde{X}_{\gamma \setminus \gamma'}^T y$$

where  $\tilde{\beta}_{\gamma \setminus \gamma'} = (\tilde{X}_{\gamma \setminus \gamma'}^T \tilde{X}_{\gamma \setminus \gamma'})^{-1} \tilde{X}_{\gamma \setminus \gamma'}^T y$  and  $\tilde{X}_{\gamma \setminus \gamma'} = X_{\gamma \setminus \gamma'} - X_{\gamma'} (X_{\gamma'}^T X_{\gamma'})^{-1} X_{\gamma'}^T X_{\gamma \setminus \gamma'}$ .

*Proof.* First note that  $\tilde{X}_{\gamma \setminus \gamma'}$  is orthogonal to the projection of  $X_{\gamma \setminus \gamma'}$  on  $X_{\gamma'}$ , hence

$$X_{\gamma'}^T \tilde{X}_{\gamma \setminus \gamma'} = X_{\gamma'}^T X_{\gamma \setminus \gamma'} - X_{\gamma'}^T X_{\gamma'} (X_{\gamma'}^T X_{\gamma'})^{-1} X_{\gamma'}^T X_{\gamma \setminus \gamma'} = 0.$$

Further, simple algebra shows that the least-squares prediction  $X_\gamma \hat{\beta}_\gamma$  from regressing  $y$  on  $X_\gamma$  is equal to the least-squares prediction from regressing  $y$  on  $(X_{\gamma'}, \tilde{X}_{\gamma \setminus \gamma'})$ , that is  $X_\gamma \hat{\beta}_\gamma = X_{\gamma'} \hat{\beta}_{\gamma'} + \tilde{X}_{\gamma \setminus \gamma'} \tilde{\beta}_{\gamma \setminus \gamma'}$ , where note that the coefficient for  $X_{\gamma'}$  is  $\hat{\beta}_{\gamma'}$ , since  $X_\gamma^T \tilde{X}_{\gamma \setminus \gamma'} = 0$ . Therefore

$$\begin{aligned} \hat{\beta}_\gamma^T X_\gamma^T X_\gamma \hat{\beta}_\gamma - \hat{\beta}_{\gamma'}^T X_{\gamma'}^T X_{\gamma'} \hat{\beta}_{\gamma'} &= (\hat{\beta}_{\gamma'}^T X_{\gamma'}^T X_{\gamma'} \hat{\beta}_{\gamma'} + \tilde{\beta}_{\gamma \setminus \gamma'}^T \tilde{X}_{\gamma \setminus \gamma'}^T \tilde{X}_{\gamma \setminus \gamma'} \tilde{\beta}_{\gamma \setminus \gamma'}) - \hat{\beta}_{\gamma'}^T X_{\gamma'}^T X_{\gamma'} \hat{\beta}_{\gamma'} \\ &= \tilde{\beta}_{\gamma \setminus \gamma'}^T \tilde{X}_{\gamma \setminus \gamma'}^T \tilde{X}_{\gamma \setminus \gamma'} \tilde{\beta}_{\gamma \setminus \gamma'}, \end{aligned}$$

as we wished to prove. □

**Lemma S2.** *Let*

$$\begin{aligned} \phi_0 &= \arg \max_{\phi > 0} n^{-1} \log p(y \mid \beta = 0, \phi) = -\frac{b(0)}{\phi} + \frac{1}{n} \sum_{i=1}^n c(y_i, \phi), \\ \phi_0^* &= \arg \max_{\phi > 0} -\frac{b(0)}{\phi} + E_{F^*} [c(y_i, \phi)], \end{aligned}$$

and assume Conditions (C1) and (C4). Then  $\phi_0 \xrightarrow{P} \phi_0^*$  as  $n \rightarrow \infty$ , when data truly arise from  $F^*$ .

*Proof.* Denote the derivatives of the observed and expected log-likelihoods with respect to  $\phi$ , evaluated at  $\beta = 0$ , by

$$(S.7) \quad \begin{aligned} \psi_n(\phi) &= \nabla_\phi \frac{1}{n} \log p(y \mid \beta = 0, \phi) = \frac{b(0)}{\phi^2} + \frac{1}{n} \sum_{i=1}^n \nabla_\phi c(y_i, \phi) \\ \psi(\phi) &= \frac{b(0)}{\phi^2} + E_{F^*} \nabla_\phi c(y_i, \phi). \end{aligned}$$

Recall that  $\phi_0$  is the conditional MLE defined to satisfy  $\psi_n(\phi_0) = 0$ ,  $\phi_0^*$  satisfies  $\psi(\phi_0^*) = 0$ , and both  $(\phi_0, \phi_0^*)$  are unique by assumption. Let  $(\phi_0^* - \epsilon, \phi_0^* + \epsilon)$  be an  $\epsilon$  neighborhood around  $\phi_0^*$ . For sufficiently small  $\epsilon$ , the event that  $\Psi_n(\phi_0^* - \epsilon) < 0$  and  $\Psi_n(\phi_0^* + \epsilon) > 0$  implies that  $\phi_0 \in (\phi_0^* - \epsilon, \phi_0^* + \epsilon)$ , hence

$$P_{F^*}(\Psi_n(\phi_0^* - \epsilon) < 0, \Psi_n(\phi_0^* + \epsilon)) \leq P_{F^*}(\phi_0 \in (\phi_0^* - \epsilon, \phi_0^* + \epsilon)).$$

We shall show that the left-hand size converges to 1 as  $n \rightarrow \infty$  for any  $\epsilon > 0$ , implying that the right-hand side also converges to 1 and hence that  $\phi_0 \xrightarrow{P} \phi_0^*$ . First note that from (C1) we have that  $(y_i, z_i) \sim F^*$  independently, hence by the weak law of large numbers  $\psi_n(\phi) \xrightarrow{P} \psi(\phi)$  for any fixed  $\phi$ . This implies that  $\psi_n(\phi_0^* - \epsilon) \xrightarrow{P} \psi(\phi_0^* - \epsilon) < 0$  and  $\psi_n(\phi_0^* + \epsilon) \xrightarrow{P} \psi(\phi_0^* + \epsilon) > 0$ , thus

$$\lim_{n \rightarrow \infty} P_{F^*}(\Psi_n(\phi_0^* - \epsilon) < 0, \Psi_n(\phi_0^* + \epsilon)) = 0.$$

□

## S7. PROOF OF THEOREM 2

Let  $\tilde{y} = (y - b(0)\mathbf{1})/b''(0)$ ,  $\tilde{\beta}_\gamma = (Z_\gamma^T Z_\gamma)^{-1} Z_\gamma^T \tilde{y}$  and assume the dispersion parameter  $\phi$  is known. Recall that the ALA Bayes factor for a local prior density  $\tilde{p}^L(\beta \mid \phi)$ , which we assume to be strictly positive for any  $\beta$ , is

$$(S.8) \quad \tilde{B}_{\gamma\tilde{\gamma}^*}^L = \left( \frac{2\pi\phi}{b''(0)} \right)^{(p_\gamma - p_{\tilde{\gamma}^*})/2} \frac{|Z_{\tilde{\gamma}^*}^T Z_{\tilde{\gamma}^*}|^{\frac{1}{2}} p(\tilde{\beta}_\gamma \mid \phi, \gamma)}{|Z_\gamma^T Z_\gamma|^{\frac{1}{2}} p(\tilde{\beta}_{\tilde{\gamma}^*} \mid \phi, \tilde{\gamma}^*)} e^{\frac{b''(0)}{2\phi} (\tilde{\beta}_\gamma^T Z_\gamma^T Z_\gamma \tilde{\beta}_\gamma - \tilde{\beta}_{\tilde{\gamma}^*}^T Z_{\tilde{\gamma}^*}^T Z_{\tilde{\gamma}^*} \tilde{\beta}_{\tilde{\gamma}^*})}$$

and that for the gMOM prior it is

$$(S.9) \quad \tilde{B}_{\gamma\tilde{\gamma}^*}^N = \tilde{B}_{\gamma,\tilde{\gamma}^*}^L \frac{\prod_{\gamma_j=1} \text{tr}(V_j S_{\gamma_j})/p_j + \tilde{\beta}_{\gamma_j}^T V_j \tilde{\beta}_{\gamma_j}/(\phi p_j)}{\prod_{\tilde{\gamma}_j^*=1} \text{tr}(V_j S_{\tilde{\gamma}_j^*})/p_j + \tilde{\beta}_{\tilde{\gamma}_j^*}^T V_j \tilde{\beta}_{\tilde{\gamma}_j^*}/(\phi p_j)},$$

where  $S_{\gamma_j}$  is the sub-matrix of  $(Z_\gamma^T D_\gamma Z_\gamma)^{-1}$  corresponding to  $\tilde{\beta}_{\gamma_j}$  and  $V_j = Z_j^T Z_j (p_j + 2)/(np_j g_N)$ .

The proof strategy for  $\tilde{B}_{\gamma,\tilde{\gamma}^*}^L$  is to show that  $Z_\gamma^T Z_\gamma/n$  and  $Z_{\tilde{\gamma}^*}^T Z_{\tilde{\gamma}^*}/n$  converge to positive-definite matrices, show that  $\tilde{\beta}_\gamma$  is asymptotically normally-distributed, to then prove that  $p^L(\tilde{\beta}_\gamma \mid \phi, \gamma)$  and  $p^L(\tilde{\beta}_{\tilde{\gamma}^*} \mid \phi, \tilde{\gamma}^*)$  converge in probability to positive constants and characterize the sampling distribution of  $\tilde{\beta}_\gamma^T Z_\gamma^T Z_\gamma \tilde{\beta}_\gamma - \tilde{\beta}_{\tilde{\gamma}^*}^T Z_{\tilde{\gamma}^*}^T Z_{\tilde{\gamma}^*} \tilde{\beta}_{\tilde{\gamma}^*}$ . The proof for  $\tilde{B}_{\gamma,\tilde{\gamma}^*}^N$  then follows easily by characterizing the second term on the right-hand side of (S.9).

Recall that we denoted the parameter value minimizing mean squared error by

$$\tilde{\beta}_\gamma^* = \arg \min_{\beta_\gamma} E_{F^*} \|\tilde{y} - Z_\gamma \beta_\gamma\|_2^2 = [E_{F^*}(Z_\gamma^T Z_\gamma)]^{-1} E_{F^*}[Z_\gamma^T \tilde{y}].$$

To prove the asymptotic Normality of  $\tilde{\beta}_\gamma$  we use the results in Hjort and Pollard (2011) (Section 3D) for misspecified least squares, since  $\tilde{\beta}_\gamma$  is the least-squares estimate for regressing  $\tilde{y}$  on  $Z_\gamma$ . The result in Hjort and Pollard (2011) (Section 3D) requires that

$$\tilde{L}_\gamma = E_{F^*(z_i)}(z_{i\gamma} z_{i\gamma}^T [E_{F^*}(\tilde{y}_i | z_{i\gamma}) - z_{i\gamma}^T \tilde{\beta}_\gamma^*]^2)$$

is a finite matrix, and that  $Z_\gamma^T Z_\gamma/n$  and  $Z_\gamma^T \Sigma_{\tilde{y}|z,\gamma} Z_\gamma/n$  converge to finite positive-definite matrices as  $n \rightarrow \infty$  under  $F^*$ . Without loss of generality assume that  $Z_\gamma$  has zero column means. Since  $\Sigma_{y|z,\gamma} = \text{Cov}_{F^*}(y | Z_\gamma)$  and  $L_\gamma$  are finite and positive-definite by assumption (C2), then so are  $\Sigma_{\tilde{y}|z,\gamma}$  and  $\tilde{L}_\gamma$ . Also by assumption  $\Sigma_{z\gamma}$  is a finite matrix and  $z_1, \dots, z_n$  are independent realizations from  $F^*$ , hence  $Z^T Z/n \xrightarrow{P} \Sigma_{z\gamma}$  and  $Z^T \Sigma_{\tilde{y}|z} Z/n = \sum_{i=1}^n z_i z_i^T V_{F^*}(\tilde{y}_i | z_i)/n \xrightarrow{P} \Sigma_{\tilde{y}|z,\gamma} \Sigma_{z\gamma} \Sigma_{\tilde{y}|z,\gamma}^{1/2}$  by the weak law of large numbers. Then Hjort and Pollard (2011) (Section 3D) gives that

$$\sqrt{n}(\tilde{\beta}_\gamma - \tilde{\beta}_\gamma^*) \xrightarrow{D} \mathcal{N}(0, V_\gamma),$$

where  $V_\gamma = \Sigma_{z,\gamma}^{-1} (\Sigma_{\tilde{y}|z,\gamma}^{1/2} \Sigma_{z,\gamma} \Sigma_{\tilde{y}|z,\gamma}^{1/2} + \tilde{L}_\gamma) \Sigma_{z,\gamma}^{-1}$ . This implies  $\tilde{\beta}_\gamma \xrightarrow{P} \tilde{\beta}_\gamma^*$ , hence by the continuous mapping theorem

(S.10)

$$\frac{\tilde{B}_{\gamma\tilde{\gamma}^*}^L}{n^{(p_{\tilde{\gamma}^*} - p_\gamma)/2}} \left( \frac{b''(0)}{2\pi\phi} \right)^{(p_\gamma - p_{\tilde{\gamma}^*})/2} \frac{|\Sigma_{z,\gamma}|^{1/2} p(\tilde{\beta}_{\tilde{\gamma}^*}^* | \phi, \tilde{\gamma}^*)}{|\Sigma_{z,\tilde{\gamma}^*}|^{1/2} p(\tilde{\beta}_\gamma^* | \phi, \gamma)} e^{-\frac{b''(0)}{2\phi} (\tilde{\beta}_\gamma^T Z_\gamma^T Z_\gamma \tilde{\beta}_\gamma - \tilde{\beta}_{\tilde{\gamma}^*}^T Z_{\tilde{\gamma}^*}^T Z_{\tilde{\gamma}^*} \tilde{\beta}_{\tilde{\gamma}^*}^*)} \xrightarrow{P} 1,$$

where

$$\left( \frac{b''(0)}{2\pi\phi} \right)^{(p_\gamma - p_{\tilde{\gamma}^*})/2} \frac{|\Sigma_{z,\gamma}|^{1/2} p(\tilde{\beta}_{\tilde{\gamma}^*}^* | \phi, \tilde{\gamma}^*)}{|\Sigma_{z,\tilde{\gamma}^*}|^{1/2} p(\tilde{\beta}_\gamma^* | \phi, \gamma)}$$

is a finite non-zero constant that does not depend on  $n$ .

To conclude the proof it suffices to characterize the exponential term in (S.10), separately for Part (i) and (ii) in Theorem 2. In both cases we shall use that, from Lemma S1, for any two nested models  $\gamma' \subset \gamma$  in the sense that  $Z_{\gamma'}$  is a submatrix of  $Z_\gamma$ ,

$$(S.11) \quad \tilde{\beta}_\gamma^T Z_\gamma^T Z_\gamma \tilde{\beta}_\gamma - \tilde{\beta}_{\gamma'}^T Z_{\gamma'}^T Z_{\gamma'} \tilde{\beta}_{\gamma'} = b_{\gamma \setminus \gamma'}^T X_{\gamma \setminus \gamma'}^T X_{\gamma \setminus \gamma'} b_{\gamma \setminus \gamma'},$$

where  $X_{\gamma \setminus \gamma'} = Z_{\gamma \setminus \gamma'} - Z_{\gamma'}(Z_{\gamma'}^T Z_{\gamma'})^{-1} Z_{\gamma'}^T Z_{\gamma \setminus \gamma'}$  is orthogonal to the projection of  $Z_\gamma$  onto  $Z_{\gamma'}$  and  $b_{\gamma \setminus \gamma'} = (X_{\gamma \setminus \gamma'}^T X_{\gamma \setminus \gamma'})^{-1} X_{\gamma \setminus \gamma'}^T \tilde{y}$  the least-squares estimate regressing  $\tilde{y}$  on  $X_{\gamma \setminus \gamma'}$ . Our earlier argument to prove the asymptotic normality of  $\tilde{\beta}_\gamma$  also implies that

$$(S.12) \quad \sqrt{n}(b_{\gamma \setminus \gamma'} - \tilde{\beta}_{\gamma \setminus \gamma'}^*) \xrightarrow{D} \mathcal{N}(0, S_{\gamma \setminus \gamma'}),$$

for finite positive-definite  $S_{\gamma \setminus \gamma'}$ , where

$$\tilde{\beta}_{\gamma \setminus \gamma'}^* = [E_{F^*}(X_{\gamma \setminus \gamma'}^T X_{\gamma \setminus \gamma'})^{-1} E_{F^*}[X_{\gamma \setminus \gamma'}^T \tilde{y}].$$

**Part (i),  $\tilde{B}_{\gamma, \tilde{\gamma}^*}^L$ .** Suppose that  $\tilde{\gamma}^* \subset \gamma$ . Then, by definition of  $\tilde{\gamma}^*$ , we have that  $\tilde{\beta}_{\gamma \setminus \tilde{\gamma}^*}^* = 0$ . Set  $\gamma' = \tilde{\gamma}^*$ , denote by  $W = b_{\gamma \setminus \tilde{\gamma}^*}^T S_{\gamma \setminus \tilde{\gamma}^*}^{-1} b_{\gamma \setminus \tilde{\gamma}^*}$  and note that

$$(S.13) \quad \lambda_1 W \leq b_{\gamma \setminus \tilde{\gamma}^*}^T X_{\gamma \setminus \tilde{\gamma}^*}^T X_{\gamma \setminus \tilde{\gamma}^*} S_{\gamma \setminus \tilde{\gamma}^*}^{-1} b_{\gamma \setminus \tilde{\gamma}^*} \leq \lambda_2 W$$

where  $(\lambda_1, \lambda_2)$  are the smallest and largest eigenvalues of  $X_{\gamma \setminus \tilde{\gamma}^*}^T X_{\gamma \setminus \tilde{\gamma}^*} S_{\gamma \setminus \tilde{\gamma}^*}$ . Since  $\sqrt{n} b_{\gamma \setminus \tilde{\gamma}^*} \xrightarrow{D} \mathcal{N}(0, S_{\gamma \setminus \tilde{\gamma}^*})$ , by Slutsky's theorem  $W \xrightarrow{D} \chi_{p_{\gamma} - p_{\tilde{\gamma}^*}}^2$  as  $n \rightarrow \infty$ . Thus the exponential term in (S.10) is  $O_p(1)$  and

$$\tilde{B}_{\gamma, \tilde{\gamma}^*}^L = n^{(p_{\tilde{\gamma}^*} - p_{\gamma})/2} O_p(1),$$

as we wished to prove.

**Part (ii),  $\tilde{B}_{\gamma, \tilde{\gamma}^*}^L$ .** Suppose now that  $\tilde{\gamma}^* \not\subseteq \gamma$ . Then by Lemma S1

$$\tilde{\beta}_{\gamma}^T Z_{\gamma}^T Z_{\gamma} \tilde{\beta}_{\gamma} - \tilde{\beta}_{\tilde{\gamma}^*}^T Z_{\tilde{\gamma}^*}^T Z_{\tilde{\gamma}^*} \tilde{\beta}_{\tilde{\gamma}^*} \pm \tilde{\beta}_{\gamma'}^T Z_{\gamma'}^T Z_{\gamma'} \tilde{\beta}_{\gamma'} = b_{\gamma' \setminus \tilde{\gamma}^*}^T X_{\gamma' \setminus \tilde{\gamma}^*}^T X_{\gamma' \setminus \tilde{\gamma}^*} b_{\gamma' \setminus \tilde{\gamma}^*} - b_{\gamma \setminus \gamma'}^T X_{\gamma \setminus \gamma'}^T X_{\gamma \setminus \gamma'} b_{\gamma \setminus \gamma'},$$

where we set  $\gamma' = \tilde{\gamma}^* \cup \gamma$  to be the model such that  $Z_{\gamma'}$  includes all columns from  $Z_{\tilde{\gamma}^*}$  and  $Z_{\gamma}$ . Note that Lemma S1 applies since both  $\tilde{\gamma}^* \subseteq \gamma'$  and  $\gamma \subseteq \gamma'$ . Now,  $\tilde{\gamma}^* \subseteq \gamma'$  implies that  $\tilde{\beta}_{\gamma' \setminus \tilde{\gamma}^*}^* = 0$ , applying the same argument as in (S.13) gives that  $b_{\gamma' \setminus \tilde{\gamma}^*}^T X_{\gamma' \setminus \tilde{\gamma}^*}^T X_{\gamma' \setminus \tilde{\gamma}^*} b_{\gamma' \setminus \tilde{\gamma}^*} = O_p(1)$ . Finally consider the term  $b_{\gamma \setminus \gamma'}^T X_{\gamma \setminus \gamma'}^T X_{\gamma \setminus \gamma'} b_{\gamma \setminus \gamma'}$ . Analogously to (S.13) let  $W = b_{\gamma \setminus \gamma'}^T S_{\gamma \setminus \gamma'}^{-1} b_{\gamma \setminus \gamma'}$  and note that

$$\lambda_1 W \leq b_{\gamma \setminus \gamma'}^T X_{\gamma \setminus \gamma'}^T X_{\gamma \setminus \gamma'} S_{\gamma \setminus \gamma'}^{-1} b_{\gamma \setminus \gamma'} \leq \lambda_2 W$$

where now  $(\lambda_1, \lambda_2)$  denote the smallest and largest eigenvalues of  $X_{\gamma \setminus \gamma'}^T X_{\gamma \setminus \gamma'} S_{\gamma \setminus \gamma'}$ . Now from (S.12) we have that

$$\sqrt{n}(b_{\gamma \setminus \gamma'} - \tilde{\beta}_{\gamma \setminus \gamma'}^*) \xrightarrow{D} \mathcal{N}(0, S_{\gamma \setminus \gamma'}),$$

where  $\tilde{\beta}_{\gamma \setminus \gamma'}^* \neq 0$ . Therefore by Slutsky's theorem  $W \xrightarrow{D} \chi_{p_{\gamma'} - p_{\gamma}}^2(l(\gamma', \gamma))$  with non-zero non-centrality parameter  $l(\gamma', \gamma) = n(\tilde{\beta}_{\gamma \setminus \gamma'}^*)^T S_{\gamma \setminus \gamma'} \tilde{\beta}_{\gamma \setminus \gamma'}^* \neq 0$ . Note that  $l(\gamma', \gamma)$  can be interpreted as the increase in expected sum of squares in  $\tilde{y}$  explained by  $\gamma' = \tilde{\gamma}^* \cup \gamma$ , relative to that explained by  $\gamma$  alone. Therefore, from (S.10) we obtain

$$\begin{aligned} \frac{1}{n} \log \tilde{B}_{\gamma, \tilde{\gamma}^*}^L &= \frac{b''(0)}{n\phi} [O_p(1) - b_{\gamma \setminus \gamma'}^T X_{\gamma \setminus \gamma'}^T X_{\gamma \setminus \gamma'} b_{\gamma \setminus \gamma'}] < \frac{b''(0)}{n\phi} [O_p(1) - \lambda_1 W] \\ &\xrightarrow{P} \phi^{-1} b''(0) \lambda_1 (\tilde{\beta}_{\gamma \setminus \gamma'}^*)^T S_{\gamma \setminus \gamma'} \tilde{\beta}_{\gamma \setminus \gamma'}^* > 0, \end{aligned}$$

as we wished to prove.

**Part (i),  $\tilde{B}_{\gamma, \tilde{\gamma}^*}^N$ .** First note that  $\text{tr}(V_j S_{\gamma_j})/p_j = O_p(1/n)$ , since  $S_j$  is a sub-matrix of  $(Z_{\gamma}^T D_{\gamma} Z_{\gamma})^{-1}$  and we showed earlier that  $Z_{\gamma}^T D_{\gamma} Z_{\gamma}/n \xrightarrow{P} \Sigma_{\gamma z}$ , where  $\Sigma_{\gamma z}$  is a strictly positive-definite matrix, and similarly  $V_j = Z_j^T Z_j/(p_j + 2)/(np_j g_N)$  converges to a finite positive-definite matrix. The same reasoning implies that  $\text{tr}(V_j S_{\tilde{\gamma}^* j})/p_j = O_p(1/n)$ .



Second, we showed that  $\tilde{\beta}_{\tilde{\gamma}^*j} \xrightarrow{P} \tilde{\beta}_j^* \neq 0$ ,  $\tilde{\beta}_{\gamma j} \xrightarrow{P} \tilde{\beta}_j^* \neq 0$  for truly active  $j \in \tilde{\gamma}^*$ , and  $\tilde{\beta}_{\gamma j} = O_p(1/n)$  for  $j \in \gamma \setminus \tilde{\gamma}^*$ . This immediately implies that

$$\frac{\prod_{\gamma_j=1} \text{tr}(V_j S_{\gamma_j})/p_j + \tilde{\beta}_{\gamma_j}^T V_j \tilde{\beta}_{\gamma_j}/(\phi p_j)}{\prod_{\tilde{\gamma}_j^*=1} \text{tr}(V_j S_{\tilde{\gamma}_j^*})/p_j + \tilde{\beta}_{\tilde{\gamma}_j^*}^T V_j \tilde{\beta}_{\tilde{\gamma}_j^*}/(\phi p_j)} = \frac{\prod_{j \in \gamma \setminus \tilde{\gamma}^*} O_p(1/n) + O_p(1/n) \prod_{\tilde{\gamma}_j^*=1} O_p(1/n) + [(\tilde{\beta}_j^*)^T V_j \tilde{\beta}_j^* + o_p(1)]/(\phi p_j)}{\prod_{\tilde{\gamma}_j^*=1} O_p(1/n) + [(\tilde{\beta}_j^*)^T V_j \tilde{\beta}_j^* + o_p(1)]/(\phi p_j)} = O_p(n^{-(p_\gamma - p_{\tilde{\gamma}^*})},$$

since  $(\tilde{\beta}_j^*)^T V_j \tilde{\beta}_j^*$  is a non-zero constant, as we wished to prove.

**Part (ii),  $\tilde{B}_{\gamma, \tilde{\gamma}^*}^N$ .** Arguing as above,

$$\frac{\prod_{\gamma_j=1} \text{tr}(V_j S_{\gamma_j})/p_j + \tilde{\beta}_{\gamma_j}^T V_j \tilde{\beta}_{\gamma_j}/(\phi p_j)}{\prod_{\tilde{\gamma}_j^*=1} \text{tr}(V_j S_{\tilde{\gamma}_j^*})/p_j + \tilde{\beta}_{\tilde{\gamma}_j^*}^T V_j \tilde{\beta}_{\tilde{\gamma}_j^*}/(\phi p_j)} = \frac{\prod_{\gamma_j=1} O_p(1/n) + \tilde{\beta}_{\gamma_j}^T V_j \tilde{\beta}_{\gamma_j}/(\phi p_j)}{\prod_{\tilde{\gamma}_j^*=1} [(\tilde{\beta}_j^*)^T V_j \tilde{\beta}_j^* + o_p(1)]/(\phi p_j)} = O_p(n^{-|\tilde{\beta}_\gamma^*|_0})$$

where  $|\tilde{\beta}_\gamma^*|_0 = \sum_{\gamma_j=1} \mathbf{I}(\tilde{\beta}_{\gamma_j}^*)$  is the number of parameters with optimal value equal to 0. Hence

$$\frac{1}{n} \log \tilde{B}_{\gamma, \tilde{\gamma}^*}^N = \frac{1}{n} \log \tilde{B}_{\gamma, \tilde{\gamma}^*}^L + o_p(1),$$

proving the desired result.

## S8. PROOF OF COROLLARY 1

The proof strategy is as follows. First, note that  $\tilde{\phi}_\gamma = \phi_0 - H_0^{-1} g_0$  converges in probability to a finite non-zero constant, since  $\phi_0 \xrightarrow{P} \phi_0^*$  by Lemma S2,  $g_0/n \xrightarrow{P} g_0^*$  and  $H_0/n \xrightarrow{P} H_0^*$  for some fixed non-zero  $g_0^*$ ,  $H_0^*$ . Arguing as in the proof of Theorem 2 shows that

$$\tilde{B}_{\gamma, \tilde{\gamma}^*}^N = \tilde{B}_{\gamma, \tilde{\gamma}^*}^L \frac{\prod_{\gamma_j=1} \text{tr}(V_j S_{\gamma_j})/p_j + \frac{\tilde{\beta}_{\gamma_j}^T V_j \tilde{\beta}_{\gamma_j}}{\phi_\gamma p_j}}{\prod_{\tilde{\gamma}_j^*=1} \text{tr}(V_j S_{\tilde{\gamma}_j^*})/p_j + \frac{\tilde{\beta}_{\tilde{\gamma}_j^*}^T V_j \tilde{\beta}_{\tilde{\gamma}_j^*}}{\phi_{\tilde{\gamma}^*} p_j}}$$

is equal to  $\tilde{B}_{\gamma, \tilde{\gamma}^*}^L O_p(n^{-(p_\gamma - p_{\tilde{\gamma}^*})})$  when  $\tilde{\gamma}^* \in \gamma$ , and equal to  $\tilde{B}_{\gamma, \tilde{\gamma}^*}^L O_p(n^{-|\tilde{\beta}_\gamma^*|_0})$  when  $\tilde{\gamma}^* \in \gamma$ . These expressions for  $\tilde{B}_{\gamma, \tilde{\gamma}^*}^N$  are the same as those in Theorem 2 where  $\phi$  was assumed known, hence it suffices to show that  $\tilde{B}_{\gamma, \tilde{\gamma}^*}^L$  also attains the same rates as in Theorem 2. To prove this, we use algebraic manipulation and auxiliary Lemma S2 to show that the leading term in the Bayes factor exponent for unknown  $\phi$  converges to a constant multiple of that in the known  $\phi$  case, which immediately gives the desired result.

Specifically, recall that

$$\tilde{B}_{\gamma, \gamma'}^L = e^{\frac{b''(0)}{2\phi_0} [t_\gamma \tilde{\beta}_\gamma^T Z_\gamma^T Z_\gamma \tilde{\beta}_\gamma - t_{\gamma'} \tilde{\beta}_{\gamma'}^T Z_{\gamma'}^T Z_{\gamma'} \tilde{\beta}_{\gamma'}]} (2\pi)^{\frac{p_\gamma - p_{\gamma'}}{2}} \frac{|H_{\gamma|0}|^{\frac{1}{2}} p^L(\tilde{\beta}_\gamma, \tilde{\phi}_\gamma | \gamma)}{|H_{\gamma|0}|^{\frac{1}{2}} p^L(\tilde{\beta}_{\gamma'}, \tilde{\phi}_{\gamma'} | \gamma)}$$

where

$$\begin{aligned}
H_{\gamma 0} &= \frac{b''(0)}{\phi_0} \begin{pmatrix} Z_\gamma^T Z_\gamma & -Z_\gamma^T \tilde{y}/\phi_0 \\ -\tilde{y}^T Z_\gamma/\phi_0 & s(\phi_0) \end{pmatrix} \\
t_\gamma &= 1 + \frac{\tilde{\beta}_\gamma^T Z_\gamma^T Z_\gamma \tilde{\beta}_\gamma}{\phi_0^2 (s(\phi_0) - \tilde{\beta}_\gamma^T Z_\gamma^T Z_\gamma \tilde{\beta}_\gamma)} \\
s(\phi_0) &= [2nb(0)/\phi_0^2 + \phi_0 \sum_{i=1}^n \nabla_{\phi\phi}^2 c(y_i, \phi_0)]/b''(0).
\end{aligned}$$

Arguing as in the proof of Theorem 2 gives that

$$\frac{|H_{\gamma'0}|^{\frac{1}{2}}}{|H_{\gamma 0}|^{\frac{1}{2}}} = n^{\frac{(p_{\gamma'}-p_\gamma)}{2}} \frac{|n^{-1}H_{\gamma'0}|^{\frac{1}{2}}}{|n^{-1}H_{\gamma 0}|^{\frac{1}{2}}} = n^{\frac{(p_{\gamma'}-p_\gamma)}{2}} \left( \frac{\phi_0}{b''(0)} \right)^{\frac{p_\gamma-p_{\gamma'}}{2}} \left[ \frac{|\Sigma_{z,\gamma'}|^{\frac{1}{2}}}{|\Sigma_{z,\gamma}|^{\frac{1}{2}}} + o_p(1) \right],$$

where  $\Sigma_{z,\gamma'}$  and  $\Sigma_{z,\gamma}$  are fixed and strictly positive-definite matrices. This gives an expression analogous to (S.10), specifically

$$\text{(S.14)} \quad \frac{\tilde{B}_{\gamma\gamma'}^L}{n^{(p_{\gamma'}-p_\gamma)/2}} \left( \frac{b''(0)}{2\pi\phi_0} \right)^{\frac{p_\gamma-p_{\gamma'}}{2}} \frac{|\Sigma_{z,\gamma}|^{\frac{1}{2}} p(\tilde{\beta}_{\gamma'}^*, \tilde{\phi}_{\gamma'}^* | \gamma')}{|\Sigma_{z,\gamma'}|^{\frac{1}{2}} p(\tilde{\beta}_\gamma^*, \tilde{\phi}_\gamma^* | \gamma)} e^{-\frac{b''(0)}{2\phi_0} (t_\gamma \tilde{\beta}_\gamma^T Z_\gamma^T Z_\gamma \tilde{\beta}_\gamma - t_{\gamma'} \tilde{\beta}_{\gamma'}^T Z_{\gamma'}^T Z_{\gamma'} \tilde{\beta}_{\gamma'})} \xrightarrow{P} 1,$$

where

$$\left( \frac{b''(0)}{2\pi\phi_0} \right)^{(p_\gamma-p_{\gamma'})/2} \frac{|\Sigma_{z,\gamma}|^{\frac{1}{2}} p(\tilde{\beta}_{\gamma'}^*, \tilde{\phi}_{\gamma'}^* | \gamma')}{|\Sigma_{z,\gamma'}|^{\frac{1}{2}} p(\tilde{\beta}_\gamma^*, \tilde{\phi}_\gamma^* | \gamma)}$$

converges in probability to a finite non-zero constant that does not depend on  $n$ , since  $\phi_0 \xrightarrow{P} \phi_0^*$  by Lemma S2 and  $p(\beta_\gamma, \phi_\gamma | \gamma) > 0$  is continuous by Condition (C3).

Now, set  $\gamma' = \tilde{\gamma}^*$ . The term in the exponent of (S.14) can be written

$$t_\gamma \tilde{\beta}_\gamma^T Z_\gamma^T Z_\gamma \tilde{\beta}_\gamma - t_{\gamma'} \tilde{\beta}_{\gamma'}^T Z_{\gamma'}^T Z_{\gamma'} \tilde{\beta}_{\gamma'} = t_\gamma (\tilde{\beta}_\gamma^T Z_\gamma^T Z_\gamma \tilde{\beta}_\gamma - \tilde{\beta}_{\tilde{\gamma}^*}^T Z_{\tilde{\gamma}^*}^T Z_{\tilde{\gamma}^*} \tilde{\beta}_{\tilde{\gamma}^*}) + (t_\gamma - t_{\tilde{\gamma}^*}) \tilde{\beta}_{\tilde{\gamma}^*}^T Z_{\tilde{\gamma}^*}^T Z_{\tilde{\gamma}^*} \tilde{\beta}_{\tilde{\gamma}^*}$$

To complete the proof we show that the second term in the right-hand side is  $O_p(1)$ , then proceed as in the proof of Theorem 2 to conclude the proof. Specifically, the asymptotic normality of  $\tilde{\beta}_{\tilde{\gamma}^*}$  implies that  $\tilde{\beta}_{\tilde{\gamma}^*}^T Z_{\tilde{\gamma}^*}^T Z_{\tilde{\gamma}^*} \tilde{\beta}_{\tilde{\gamma}^*} = O_p(1)$  (see proof of Theorem 2). Further, in

$$t_\gamma = 1 + \frac{\tilde{\beta}_\gamma^T Z_\gamma^T Z_\gamma \tilde{\beta}_\gamma/n}{\phi_0^2 (s(\phi_0)/n - \tilde{\beta}_\gamma^T Z_\gamma^T Z_\gamma \tilde{\beta}_\gamma/n)}$$

the term  $\tilde{\beta}_\gamma^T Z_\gamma^T Z_\gamma \tilde{\beta}_\gamma/n \xrightarrow{P} (\tilde{\beta}_\gamma^*)^T \Sigma_{\gamma,z} \tilde{\beta}_\gamma^* > 0$  converges in probability to a finite constant by the strong law of large numbers if  $\tilde{\beta}_\gamma^* \neq 0$ , and  $\tilde{\beta}_\gamma^T Z_\gamma^T Z_\gamma \tilde{\beta}_\gamma/n = O_p(1/n)$  if  $\tilde{\beta}_\gamma^* = 0$ . Further,

$$\frac{s(\phi_0)}{n} = \frac{1}{b''(0)} \left[ \frac{2b(0)}{\phi_0^2} + \frac{\phi_0}{n} \sum_{i=1}^n \nabla_{\phi\phi}^2 c(y_i, \phi_0) \right] \xrightarrow{P} \frac{1}{b''(0)} \left[ \frac{2b(0)}{\phi_0^2} + \phi_0 E_{F^*} [\nabla_{\phi\phi}^2 c(y_i, \phi_0)] \right] > 0.$$

Hence by the continuous mapping theorem  $t_\gamma$  converges in probability to a finite constant, so does  $t_\gamma - t_{\tilde{\gamma}^*}$ , implying that  $(t_\gamma - t_{\tilde{\gamma}^*})\tilde{\beta}_{\tilde{\gamma}^*}^T Z_{\tilde{\gamma}^*}^T Z_{\tilde{\gamma}^*} \tilde{\beta}_{\tilde{\gamma}^*} = O_p(1)$  and

$$e^{-\frac{b''(0)}{2\phi_0}(t_\gamma \tilde{\beta}_\gamma^T Z_\gamma^T Z_\gamma \tilde{\beta}_\gamma - t_{\tilde{\gamma}^*} \tilde{\beta}_{\tilde{\gamma}^*}^T Z_{\tilde{\gamma}^*}^T Z_{\tilde{\gamma}^*} \tilde{\beta}_{\tilde{\gamma}^*})} = e^{-\frac{b''(0)t_\gamma}{2\phi_0}(\tilde{\beta}_\gamma^T Z_\gamma^T Z_\gamma \tilde{\beta}_\gamma - \tilde{\beta}_{\tilde{\gamma}^*}^T Z_{\tilde{\gamma}^*}^T Z_{\tilde{\gamma}^*} \tilde{\beta}_{\tilde{\gamma}^*})} \times O_p(1)$$

The proof is completed by noting that  $b''(0)t_\gamma/\phi_0$  converges in probability to a constant and proceeding as in the proof of Theorem 2, after (S.10), to characterize the exponential term  $\tilde{\beta}_\gamma^T Z_\gamma^T Z_\gamma \tilde{\beta}_\gamma - \tilde{\beta}_{\tilde{\gamma}^*}^T Z_{\tilde{\gamma}^*}^T Z_{\tilde{\gamma}^*} \tilde{\beta}_{\tilde{\gamma}^*}$  for the cases  $\tilde{\gamma}^* \subset \gamma$  and  $\tilde{\gamma}^* \not\subset \gamma$ .

## S9. AUXILIARY RESULTS ON SUB-GAUSSIAN RANDOM VECTORS

This section contains results on sub-Gaussian random vectors. Although their main interest for the current work is as auxiliary results used in the proof of Theorem 3, they have some independent interest in bounding integrals related to Bayes factors that can bound posterior model probabilities in more general settings beyond the ALA framework considered in Theorem 3.

We first recall the definition of a sub-Gaussian random vector and the basic property that linear combinations of sub-Gaussian vectors are sub-Gaussian (Lemma S3). Lemma S4 proves a useful property that certain quadratic forms of  $n$ -dimensional sub-Gaussian vectors can be re-expressed as a quadratic form of  $d$ -dimensional sub-Gaussian vectors.

A second set of results in Lemma S5 and Lemma S6 bound right tail and left tail probabilities (respectively) involving quadratic forms of sub-Gaussian random vectors. Lemma S5 is an adaptation of Theorem 1 in Hsu et al. (2012). The interpretation is that, the probability that  $s^T s$  exceeds a threshold  $\sigma^2 dq$  that is larger than its expectation  $E(s^T s) \leq \sigma^2 d$ , decreases exponentially in  $dq/2(1 + k_0)$ , where  $k_0$  is of order  $1/\sqrt{q}$  as  $q$  grows, and hence  $k_0$  becomes arbitrarily close to 0 for large  $q$ . The obtained bound is analogous to those for quadratic forms of Gaussian random variables. Regarding Lemma S6, the interpretation is that the probability that  $s^T s$  is less than a threshold  $a$  that is smaller than the non-centrality parameter  $\mu^T \mu$  decreases exponentially in  $-\mu^T \mu/\sigma^2$ .

The last set of results are Proposition 1 and Proposition 2. Both are novel results. Proposition 1 provides a finite-sample bound for an integral involving tail probabilities as in Lemma S5. Finally, Proposition 2 provides a bound for a similar integral involving differences between quadratic forms of central and non-central sub-Gaussian vectors. In both propositions one should think of  $c$  as being a constant and  $h$  being a large number, e.g. in ALA Bayes factors  $h$  typically grows logarithmically in  $n$ .

If Bayes factors can be expressed (or bounded by) functions involving sub-Gaussian quadratic forms, as is the case for ALA to Bayes factors, then these propositions allow bounding the expectation of the posterior probability assigned to any given model (see Section S10). Such bounds on posterior probabilities in turn bound their  $L_1$  convergence rate to 0, which in turn implies strong frequentist properties for the posterior probabilities, see Rossell (2018).

We first state the results, and subsequently provide the proofs.

**Definition 1.** *A  $d$ -dimensional random vector  $s = (s_1, \dots, s_d)$  follows a sub-Gaussian distribution with parameters  $\mu \in \mathbb{R}^d$  and  $\sigma^2 > 0$ , which we denote by  $s \sim SG(\mu, \sigma^2)$  if and only if*

$$E [\exp\{\alpha^T (s - \mu)\}] \leq \exp\{\alpha^T \alpha \sigma^2 / 2\}$$

for all  $\alpha \in \mathbb{R}^d$ .

**Lemma S3.** *Let  $s \sim SG(\mu, \sigma^2)$  be a sub-Gaussian  $d$ -dimensional random vector, and  $A$  be a  $q \times d$  matrix. Then  $As \sim SG(A\mu, \lambda\sigma^2)$ , where  $\lambda$  is the largest eigenvalue of  $A^T A$ , or equivalently the largest eigenvalue of  $AA^T$ .*

**Lemma S4.** Let  $y \sim SG(\mu, \sigma^2)$  be an  $n$ -dimensional sub-Gaussian random vector. Let  $W = (y - a)^T X (X^T X)^{-1} X^T (y - a)$ , where  $X$  is an  $n \times d$  matrix such that  $X^T X$  is invertible. Then  $W = s^T s$ , where  $s \sim SG((X^T X)^{-1/2} X^T (\mu - a), \sigma^2)$  is  $d$ -dimensional.

**Lemma S5. Central sub-Gaussian quadratic forms. Right-tail probabilities** Let  $s = (s_1, \dots, s_d) \sim SG(0, \sigma^2)$ . Then

(i) For any  $t > 0$ ,

$$P\left(\frac{s^T s}{\sigma^2} > dt[1 + \sqrt{2/t} + 1/t]\right) \leq \exp\left\{-\frac{dt}{2}\right\}.$$

(ii) For any  $q > 0$  and any  $k_0$  such that  $k_0 \geq \frac{(1+k_0)}{q} + \sqrt{\frac{2(1+k_0)}{q}}$ ,

$$P\left(\frac{s^T s}{\sigma^2} > dq\right) \leq \exp\left\{-\frac{dq}{2(1+k_0)}\right\}$$

(iii) For any  $q \geq 2(1 + \sqrt{2})^2$ ,

$$P\left(\frac{s^T s}{\sigma^2} > dq\right) \leq \exp\left\{-\frac{dq}{2(1+k_0)}\right\}$$

where  $k_0 \geq \sqrt{2}(1 + \sqrt{2})/\sqrt{q}$ .

**Lemma S6. Non-central sub-Gaussian quadratic forms. Left-tail probabilities**

Let  $s = (s_1, \dots, s_d) \sim SG(\mu, \sigma^2)$ . Then

$$P(s^T s < a) \leq \exp\left\{-\frac{\mu^T \mu}{8\sigma^2} \left(1 - \frac{a}{\mu^T \mu}\right)^2\right\}.$$

**Proposition 1.** Let  $s = (s_1, \dots, s_d) \sim SG(0, \sigma^2)$  and

$$U(d, h, c) = \int_0^1 P\left(\frac{s^T s}{c} > d \log\left(\frac{h}{(1/u - 1)^{2/d}}\right)\right) du.$$

(i) Denote  $h_0 = e^{2(1+\sqrt{2})^2}$ . Suppose that  $(c, h)$  satisfy  $\log(h) \geq h_0$  and  $c \geq \sigma^2(1 + \sqrt{\sigma^2/[c \log h]})$ . Then

$$U(d, h, c) \leq \frac{2 \max\{[\log h]^{d/2}, \log(h^{d/2})\}}{h^{d/2}}$$

In particular, the result holds for  $c \geq \sigma^2(1 + \sqrt{1/\log h}) \Leftrightarrow \log h \geq (c/\sigma^2 - 1)^{-2}$ .

(ii) Denote  $h_0 = \max\{\sigma^2(1 + \epsilon)/c, e^{2(1+\sqrt{2})^2}, e^{2(1+\sqrt{2})^2}\sigma^2/c\}$ . Suppose that  $(c, h)$  satisfy  $\log(h) \geq h_0$  and  $c < \sigma^2(1 + \sqrt{\sigma^2/[c \log h]})$ . Then

$$U(d, h, c) \leq \frac{2.5 \max\left\{\left[\log\left(h^{\frac{c}{\sigma^2(1+\epsilon)}}\right)\right]^{d/2}, \log\left(h^{\frac{dc}{2\sigma^2(1+\epsilon)}}\right)\right\}}{h^{\frac{dc}{2\sigma^2(1+\epsilon\sqrt{2}(1+\sqrt{2}))}}}$$

where  $\epsilon = \sqrt{\sigma^2/[c \log h]}$ .

**Proposition 2.** Let  $s_1 \sim SG(0, \sigma^2)$  be a  $d_1$ -dimensional and  $s_2 \sim SG(\mu, \sigma^2)$  be a  $d_2$ -dimensional sub-Gaussian random vector where  $\sigma^2 > 0$  is finite and  $\mu \in \mathbb{R}^{d_2}$ . Define

$$U(d_1, d_2, c, d, h) = \int_0^1 P\left(\frac{s_1^T s_1 - s_2^T s_2}{c} > d \log\left(\frac{h}{(1/u - 1)^{2/d}}\right)\right) du$$

where  $c > 0$ ,  $d \in \mathbb{R}$  and  $h \geq 1$ . Assume that  $\mu^T \mu / \log(\mu^T \mu) \geq -cd \log(h) + cd_1 \log(h_0)$ , where  $h_0$  is the positive constant in Proposition 1.

(i) Suppose that  $c > \sigma^2$ . Then, there exists a finite  $t_0$  such that

$$U(d_1, d_2, c, d, h) \leq \frac{3 \max\left\{\left[\frac{2}{d_1} \log(l(\mu))\right]^{d_1/2}, \log(l(\mu))\right\}}{l(\mu)}$$

for all  $\mu^T \mu \geq t_0$ , where  $l(\mu) = h^{d/2} e^{\frac{\mu^T \mu}{2c \log(\mu^T \mu)}}$ . Hence, for any fixed  $a < 1$  it holds that  $\lim_{\mu^T \mu \rightarrow \infty} U(d_1, d_2, c, d, h) / l(\mu)^a = 0$ .

(ii) Suppose that  $c \leq \sigma^2$ . Then, there exists a finite  $t_0$  such that

$$U(d_1, d_2, c, d, h) \leq \frac{3.5 \max\left\{\left[\frac{2}{d_1} \log(l'(\mu))^{1/(1+\epsilon)}\right]^{d_1/2}, \log(l'(\mu))^{1/(1+\epsilon)}\right\}}{l'(\mu)^{1/(1+\epsilon)}},$$

for all  $\mu^T \mu \geq t_0$  and  $\epsilon \geq \sqrt{2}(1 + \sqrt{2})\sigma^2 d_1 / [c\mu^T \mu / \log(\mu^T \mu) + d \log(h)]$ , where  $l'(\mu) = h^{d/2} e^{\frac{\mu^T \mu}{2\sigma^2 \log(\mu^T \mu)}}$ .

Hence, for any fixed  $a < 1$  it holds that  $\lim_{\mu^T \mu \rightarrow \infty} U(d_1, d_2, c, d, h) / l'(\mu)^a = 0$ .

**Proof of Proposition 2.** Denote by  $w = d \log(h/[1/u - 1]^{2/d})$  and let  $w' > 0$  be an arbitrary number, the union bound gives

$$\begin{aligned} P\left(\frac{s_1^T s_1 - s_2^T s_2}{c} > w\right) &= P\left(\frac{s_1^T s_1 - s_2^T s_2}{c} > \frac{w}{2} + w' - \left(w' - \frac{w}{2}\right)\right) \\ &\leq P\left(\frac{s_1^T s_1}{c} > \frac{w}{2} + w'\right) + P\left(\frac{s_2^T s_2}{c} < w' - \frac{w}{2}\right). \end{aligned}$$

We shall take  $w' = 0.5 \log(h^d/[1/u - 1]^2 e^{2\mu^T \mu/[c \log(\mu^T \mu)]})$ , so that  $w' - \frac{w}{2} = \mu^T \mu / [c \log(\mu^T \mu)]$  and

$$w' + \frac{w}{2} = d \log\left(\frac{h}{(1/u - 1)^{2/d}}\right) + \frac{\mu^T \mu}{c \log(\mu^T \mu)}.$$

Applying Lemma S6 immediately gives that

$$(S.15) \quad \int_0^1 P\left(\frac{s_2^T s_2}{c} < w' - \frac{w}{2}\right) du \leq \exp\left\{-\frac{\mu^T \mu}{8\sigma^2} \left(1 - \frac{1}{\log(\mu^T \mu)}\right)^2\right\}.$$

Next consider

$$(S.16) \quad \int_0^1 P\left(\frac{s_1^T s_1}{c} > \frac{w}{2} + w'\right) du = \int_0^1 P\left(\frac{s_1^T s_1}{c} > d_1 \log\left(\frac{h^{\frac{d}{d_1}} e^{\mu^T \mu/[cd_1 \log(\mu^T \mu)]}}{(1/u - 1)^{2/d_1}}\right)\right) du.$$

This integral is in the form required by Proposition 1. That proposition requires the condition that

$$\log(h^{\frac{d}{d_1}} e^{\mu^T \mu / [cd_1 \log(\mu^T \mu)]}) \geq h_0 \Leftrightarrow \frac{\mu^T \mu}{\log(\mu^T \mu)} \geq -cd \log(h) + cd_1 \log(h_0)$$

where  $h_0$  is the finite constant given in Proposition 1 defined separately for the cases  $c > \sigma^2$  and  $c \leq \sigma^2$ . Since this condition holds by assumption, we may apply Proposition 1.

Consider first the case  $c > \sigma^2$ . Proposition 1 Part (i) gives that (S.16) is

$$(S.17) \quad \leq \frac{2 \max \left\{ \left[ \frac{2}{d_1} \log(l(\mu)) \right]^{d_1/2}, \log(l(\mu)) \right\}}{l(\mu)},$$

where  $l(\mu) = h^{d/2} e^{\mu^T \mu / [2c \log(\mu^T \mu)]}$ . Combining (S.15) and (S.17) gives

$$U(d_1, d_2, c, d, h) \leq e^{-\frac{\mu^T \mu}{8\sigma^2} \left(1 - \frac{1}{\log(\mu^T \mu)}\right)^2} + \frac{2 \max \left\{ \left[ \frac{2}{d_1} \log(l(\mu)) \right]^{d_1/2}, \log(l(\mu)) \right\}}{l(\mu)}.$$

Noting that the second term is larger than the first term as  $\mu^T \mu$  grows gives that there exists  $t_0$  such that, for all  $\mu^T \mu > t_0$ ,

$$U(d_1, d_2, c, d, h) \leq \frac{3 \max \left\{ \left[ \frac{2}{d_1} \log(l(\mu)) \right]^{d_1/2}, \log(l(\mu)) \right\}}{l(\mu)},$$

as we wished to prove.

Consider now the case  $c \leq \sigma^2$ . Proposition 1 Part (ii) and simple algebra gives that (S.16) is

$$(S.18) \quad \leq \frac{2.5 \max \left\{ \left[ \frac{2}{d_1} \log(l'(\mu))^{1/(1+\epsilon)} \right]^{d_1/2}, \log(l'(\mu))^{1/(1+\epsilon)} \right\}}{l'(\mu)^{1/(1+\epsilon\sqrt{2}(1+\sqrt{2}))}}$$

where  $l'(\mu) = h^{dc/2\sigma^2} e^{\mu^T \mu / [2\sigma^2 \log(\mu^T \mu)]}$ , and  $\epsilon = \sigma^2 d_1 / [c\mu^T \mu / \log(\mu^T \mu) + d \log(h)]$ . Combining (S.15) and (S.18) gives

$$U(d_1, d_2, c, d, h) \leq e^{-\frac{\mu^T \mu}{8\sigma^2} \left(1 - \frac{1}{\log(\mu^T \mu)}\right)^2} + \frac{2.5 \max \left\{ \left[ \frac{2}{d_1} \log(l'(\mu))^{1/(1+\epsilon)} \right]^{d_1/2}, \log(l'(\mu))^{1/(1+\epsilon)} \right\}}{l'(\mu)^{1/(1+\epsilon\sqrt{2}(1+\sqrt{2}))}}.$$

Noting that the first term is smaller than the second term as  $\mu^T \mu$  grows gives that there exists  $t_0$  such that, for all  $\mu^T \mu > t_0$ ,

$$U(d_1, d_2, c, d, h) \leq \frac{3.5 \max \left\{ \left[ \frac{2}{d_1} \log(l'(\mu))^{1/(1+\epsilon')} \right]^{d_1/2}, \log(l'(\mu))^{1/(1+\epsilon')} \right\}}{l'(\mu)^{1/(1+\epsilon')}},$$

where  $\epsilon' \geq \sqrt{2}(1 + \sqrt{2})\sigma^2 d_1 / [c\mu^T \mu / \log(\mu^T \mu) + d \log(h)]$ .

**Proof of Lemma S3.** Consider an arbitrary  $\alpha \in \mathbb{R}^d$ , and let  $\tilde{\alpha} = A^T \alpha$ . Then

$$E \left( e^{\alpha^T (As - A\mu)} \right) = E \left( e^{\tilde{\alpha}^T (s - \mu)} \right) \leq e^{\frac{\tilde{\alpha}^T \tilde{\alpha} \sigma^2}{2}} = e^{\frac{\alpha^T A A^T \alpha \sigma^2}{2}} \leq e^{\frac{\alpha^T \alpha \lambda \sigma^2}{2}},$$

where  $\lambda$  is the largest eigenvalue of  $A^T A$ , as we wished to prove.

**Proof of Lemma S4.** Let  $s = (X^T X)^{-1/2} X^T (y - a) \in \mathbb{R}^d$ , then  $s \sim \text{SG}((X^T X)^{-1/2} X^T (\mu - a), \lambda \sigma^2)$  by Lemma S3, where  $\lambda$  is the largest eigenvalue of

$$(X^T X)^{-1/2} X^T X (X^T X)^{-1/2},$$

which is the identity matrix, hence  $\lambda = 1$ , as we wished to prove.

**Proof of Lemma S5.** Part (i). Theorem 1 in Hsu et al. (2012) for the  $\mu = 0$  case gives that

$$e^{-w} \geq P \left( \frac{s^T s}{\sigma^2} > (d + 2\sqrt{dw} + 2w) \right) = P \left( \frac{s^T s}{\sigma^2} > d \left[ 1 + 2\sqrt{\frac{w}{d}} + \frac{2w}{d} \right] \right)$$

for any  $w > 0$ . Equivalently, letting  $t = 2w/d$ ,

$$P \left( \frac{s^T s}{\sigma^2} > dt \left[ 1 + \sqrt{2/t} + 1/t \right] \right) \leq e^{-dt/2}.$$

Part (ii). Let  $t_0 > 0$  be fixed and define  $k_0 = 1/t_0 + \sqrt{2c/t_0}$ . For all  $t \geq t_0$ , it holds that  $k_0 \geq 1/t + \sqrt{2/t}$ . Hence, by Part (i),

$$P \left( \frac{s^T s}{\sigma^2} > dt k_0 \right) \leq e^{-dt/2}.$$

Equivalently, letting  $q = t(1 + k_0)$ ,

$$P \left( \frac{s^T s}{\sigma^2} > dq \right) \leq e^{-\frac{dq}{2(1+k_0)}},$$

for any  $k_0$  such that  $k_0 \geq 1/t + \sqrt{2/t} = (1 + k_0)/q + \sqrt{2(1 + k_0)/q}$ .

Part (iii). The result follows by showing that  $q \geq 2(1 + \sqrt{2})^2$  and  $k_0 = \sqrt{2}(1 + \sqrt{2})/\sqrt{q}$  satisfy the condition

$$(1 + k_0)/q + \sqrt{2(1 + k_0)/q} \leq k_0$$

required by Part (ii).

First, for the specified values it holds that  $k_0 \leq 1$  and  $k_0 \leq q - 1$ , since  $q \geq 2$ . Hence

$$(1 + k_0)/q + \sqrt{2}\sqrt{(1 + k_0)/q} \leq (1 + \sqrt{2})\sqrt{(1 + k_0)/q}$$

and it suffices to prove that

$$(1 + \sqrt{2})\sqrt{(1 + k_0)/q} \leq k_0 \Leftrightarrow \sqrt{\frac{1 + k_0}{k_0^2}} \leq \frac{\sqrt{q}}{1 + \sqrt{2}}.$$



Since  $k_0 \leq 1$ , we have  $\sqrt{(1+k_0)/k_0^2} \leq \sqrt{2/k_0^2}$ , hence it suffices to show

$$\frac{\sqrt{2}}{k_0} \leq \frac{\sqrt{q}}{1+\sqrt{2}},$$

which holds for  $k_0 = \sqrt{2}(1+\sqrt{2})/\sqrt{q}$ , as we wished to prove.

**Proof of Lemma S5.** Let  $t > 0$  be an arbitrary real number. Clearly

$$P(s^T s < a) = P\left(e^{-ts^T s} > e^{-ta}\right) \leq e^{ta} E(e^{-ts^T s}),$$

the right-hand side following from Markov's inequality. Since  $e^{-t(s-\mu)^T(s-\mu)} < 1$ ,

$$e^{ta} E(e^{-ts^T s}) = e^{ta} E(e^{-t[(s-\mu)^T(s-\mu) + \mu^T \mu^T + 2\mu^T(s-\mu)]}) \leq e^{t(a-\mu^T \mu)} E(e^{-2t\mu^T(s-\mu)}) \leq e^{t(a-\mu^T \mu) + 2t^2 \mu^T \mu \sigma^2},$$

where the right-hand side follows from the definition of sub-Gaussianity. The bound holds for any  $t > 0$ , we obtain the tightest bound by minimizing the exponent with respect to  $t$ . Setting its first derivative to 0 gives that the minimum is attained at  $t_0 = (\mu^T \mu - a)/(4\mu^T \mu \sigma^2)$ , giving that

$$P(s^T s < a) \leq e^{t_0(a-\mu^T \mu) + 2t_0^2 \mu^T \mu \sigma^2} = e^{-\frac{(a-\mu^T \mu)^2}{8\mu^T \mu \sigma^2}} = e^{-\frac{\mu^T \mu}{8\sigma^2}(1-a/\mu^T \mu)^2}.$$

**Proof of Proposition 1.** Part (i). Let  $\underline{u} = [\log(h)/h]^{d/2} \in (0, 1)$ . Note that

$$U(d, h, c) \leq \underline{u} + \int_{\underline{u}}^1 P\left(\frac{s^T s}{\sigma^2} > \frac{cd}{\sigma^2} \log\left(\frac{h}{(1/u-1)^{2/d}}\right)\right) du,$$

Let  $q = (c/\sigma^2) \log(h/[1/u-1]^{2/d})$ . We shall show that  $q \geq 2(1+\sqrt{2})^2$ , satisfying the condition in Lemma S5, Part (iii). To ease notation let  $a = 2(1+\sqrt{2})^2$ . Then  $q \geq a$  requires

$$\frac{c}{\sigma^2} \log\left(\frac{h}{[1/u-1]^{2/d}}\right) \geq a \Leftrightarrow u \geq \frac{1}{1 + (h/e^{a\sigma^2/c})^{d/2}},$$

which holds since

$$\underline{u} = [\log(h)/h]^{d/2} \geq (e^{a\sigma^2/c}/h)^{d/2} > \frac{1}{1 + (h/e^{a\sigma^2/c})^{d/2}}$$

given that  $\log h \geq e^a > e^{a\sigma^2/c}$  by assumption, since  $\sigma^2 < c$ . We remark that a possible alternative strategy is to use Part(ii) from Lemma S5 to set a milder condition on  $h$  than the required  $\log h > e^a$ , and still apply the remainder of the proof's strategy, however the algebra becomes somewhat more complicated and for simplicity we use Part (iii).

Using Lemma S5, Part (iii), gives

$$U(d, h, c) \leq \underline{u} + \int_{\underline{u}}^1 \left[\frac{(1/u-1)^{2/d}}{h}\right]^{\frac{dc}{2\sigma^2[1+k_u]}} du$$

for  $k_u = \sqrt{a/q}$ . To bound the integrand let  $\underline{q} = (c/\sigma^2) \log(h/[1/\underline{u}-1]^{2/d})$  and  $\underline{k} = \sqrt{a/\underline{q}}$ . Since  $q$  is increasing in  $u$ , it follows that  $k_u \leq \underline{k}$ . Further, note that the integrand is  $\leq 1$ . To see this, for any  $u \geq \underline{u}$  it holds that  $(1/u-1)^{2/d} \leq (1/\underline{u}-1)^{2/d} < h/\log(h)$ , where

$\log(h) \geq 1$  by assumption. Hence the integrand is upper-bounded by taking a smaller power, specifically

$$U(d, h, c) \leq \underline{u} + \int_{\underline{u}}^1 \left[ \frac{(1/u - 1)^{2/d}}{h} \right]^{\frac{dc}{2\sigma^2[1+k]}} du$$

Simple algebra shows that the assumption  $c \geq \sigma^2(1 + \sqrt{\sigma^2/[c \log h]})$  implies that  $c \geq \sigma^2(1 + \underline{k})$ . Hence the integral on the right-hand side is

$$\leq \frac{1}{h^{d/2}} \int_{\underline{u}}^1 (1/u - 1) du = \frac{1}{h^{d/2}} [\log(1) - \log(\underline{u}) - (1 - \underline{u})] < \frac{1}{h^{d/2}} \log(1/\underline{u}).$$

Plugging in  $\underline{u} = [\log(h)/h]^{d/2}$  gives

$$U(d, h, c) < \left[ \frac{\log h}{h} \right]^{d/2} + \frac{1}{h^{d/2}} \log \left( \frac{h^{d/2}}{[\log(h)]^{d/2}} \right) < \left[ \frac{\log h}{h} \right]^{d/2} + \frac{\log(h^{d/2})}{h^{d/2}}$$

since  $\log(h^{d/2}) \geq 1$ .

Part (ii). Define  $\tilde{c} = \sigma^2(1 + \epsilon)$ , where  $\epsilon = \sqrt{\sigma^2/[c \log h]}$ , so that  $c/\tilde{c} < 1$ . We shall split  $U(d, h, c)$  by integrating over  $u \leq 0.5$  and  $u > 0.5$ , then apply Part (i) to the first integral and Lemma S5 to the second integral. Specifically,

$$\begin{aligned} & \int_0^{0.5} P \left( \frac{s^T s}{c} > d \log \left( \frac{h}{(1/u - 1)^{2/d}} \right) \right) du = \int_0^{0.5} P \left( \frac{s^T s}{\tilde{c}} > d \log \left( h^{\frac{\epsilon}{\tilde{c}}} \left[ \frac{u}{1-u} \right]^{\frac{2c}{d\tilde{c}}} \right) \right) du \\ & < \int_0^{0.5} P \left( \frac{s^T s}{\tilde{c}} > d \log \left( h^{\frac{\epsilon}{\tilde{c}}} \left[ \frac{u}{1-u} \right]^{\frac{2}{d}} \right) \right) du. \end{aligned}$$

the right-hand side following from  $[u/(1-u)]^{c/\tilde{c}} > u/(1-u)$ , since  $u/(1-u) \leq 1$  and  $c/\tilde{c} < 1$ . The resulting integral can be bounded by Part (i), since  $\tilde{c}$  satisfies  $\tilde{c} \geq \sigma^2(1 + \sqrt{\sigma^2/[\tilde{c} \log h]})$  and  $h^{c/\tilde{c}}$  satisfies  $\log(h^{c/\tilde{c}}) \geq e^{2(1+\sqrt{2})^2}$ , since

$$\log h \geq \frac{\tilde{c} e^{2(1+\sqrt{2})^2}}{c} = \frac{\sigma^2(1 + \epsilon) e^{2(1+\sqrt{2})^2}}{c}$$

by assumption. Therefore, applying Part (i) of Proposition 1,

$$(S.19) \quad \int_0^{0.5} P \left( \frac{s^T s}{\tilde{c}} > d \log \left( h^{\frac{\epsilon}{\tilde{c}}} \left[ \frac{u}{1-u} \right]^{\frac{2}{d}} \right) \right) du < \frac{2 \max \left\{ [\log(h^{c/\tilde{c}})]^{d/2}, \log(h^{\frac{dc}{2\tilde{c}}}) \right\}}{h^{\frac{dc}{2\tilde{c}}}}.$$

Next consider

$$\begin{aligned} & \int_{0.5}^1 P \left( \frac{s^T s}{\tilde{c}} > d \log \left( h^{\frac{\epsilon}{\tilde{c}}} \left[ \frac{u}{1-u} \right]^{\frac{2c}{d\tilde{c}}} \right) \right) du \leq \int_{0.5}^1 P \left( \frac{s^T s}{\tilde{c}} > d \log \left( h^{\frac{\epsilon}{\tilde{c}}} \right) \right) du \\ & = 0.5 P \left( \frac{s^T s}{\sigma^2} > d \log \left( h^{\frac{c}{\sigma^2}} \right) \right), \end{aligned}$$

since  $u/(1-u) \geq 1$  for  $u \geq 0.5$ . To bound the right-hand side we use Lemma S5, Part (iii). The lemma requires that  $\log(h^{\frac{c}{\sigma^2}}) \geq 2(1+\sqrt{2})^2$ , which holds since

$$\log h \geq \frac{\sigma^2}{c} 2(1+\sqrt{2}) \Leftrightarrow h \geq e^{\frac{\sigma^2}{c} 2(1+\sqrt{2})}$$

by assumption. Thus

$$(S.20) \quad 0.5P\left(\frac{s^T s}{\sigma^2} > d \log\left(h^{\frac{c}{\sigma^2}}\right)\right) \leq \frac{1}{2h^{\frac{dc}{2\sigma^2(1+k_0)}}},$$

where  $k_0 = \sqrt{2}(1+\sqrt{2})\sqrt{\sigma^2/[c \log h]} = \sqrt{2}(1+\sqrt{2})\epsilon$ .

To conclude the proof, plug in  $\tilde{c} = \sigma^2(1+\epsilon)$  into (S.19) and combine with (S.20) to obtain

$$\begin{aligned} U(d, h, c) &< \frac{2 \max\left\{[\log(h^{c/[\sigma^2(1+\epsilon)]})]^{d/2}, \log(h^{\frac{dc}{2\sigma^2(1+\epsilon)}})\right\}}{h^{\frac{dc}{2\sigma^2(1+\epsilon)}}} + \frac{1}{2h^{\frac{dc}{2\sigma^2\epsilon(1+\sqrt{2}(1+\sqrt{2}))}}} \\ &< \frac{2 \max\left\{[\log(h^{c/[\sigma^2(1+\epsilon)]})]^{d/2}, \log(h^{\frac{dc}{2\sigma^2(1+\epsilon)}})\right\}}{h^{\frac{dc}{2\sigma^2(1+\epsilon\sqrt{2}(1+\sqrt{2}))}}} + \frac{1}{2h^{\frac{dc}{2\sigma^2(1+\epsilon\sqrt{2}(1+\sqrt{2}))}}}, \end{aligned}$$

giving the desired result.

### S10. PROOF OF THEOREM 3

Fix any  $\gamma \neq \tilde{\gamma}^* \in \Gamma$ . The goal is to show that the random variable  $\tilde{p}(\gamma | y)$  converges to 0 in the  $L_1$  sense, that is  $\lim_{n \rightarrow \infty} E_{F^*}[\tilde{p}(\gamma | y)] = 0$ . We also seek to bound its convergence rate, that is find a sequence  $a_n$  such that  $\lim_{n \rightarrow \infty} E_{F^*}[\tilde{p}(\gamma | y)]/a_n = 0$ , where the bound  $a_n$  is as tight as possible. Since  $L_1$  convergence implies convergence in probability, this also proves the weaker result that  $\tilde{p}(\tilde{\gamma}^* | y) = O_p(a_n)$ .

Following the construction in Rossell (2018), note that

$$E_{F^*}(\tilde{p}(\gamma | y)) = E_{F^*} \left( \left[ 1 + \sum_{\gamma' \neq \gamma} \tilde{B}_{\gamma'\gamma} \frac{p(\gamma')}{p(\gamma)} \right]^{-1} \right) < E_{F^*} \left( \left[ 1 + \tilde{B}_{\tilde{\gamma}^*\gamma} \frac{p(\tilde{\gamma}^*)}{p(\gamma)} \right]^{-1} \right),$$

and that the right-hand side is the expectation of a positive random variable. Hence its expectation can be found by integrating the survival (or right-tail probability) function

$$(S.21) \quad \int_0^1 P_{F^*} \left( \left[ 1 + \tilde{B}_{\tilde{\gamma}^*\gamma} \frac{p(\tilde{\gamma}^*)}{p(\gamma)} \right]^{-1} > u \right) du = \int_0^1 P_{F^*} \left( \log \tilde{B}_{\tilde{\gamma}^*\gamma} > \log \left( \frac{p(\tilde{\gamma}^*)}{p(\gamma)(1/u - 1)} \right) \right) du.$$

Taking the expression for  $\tilde{B}_{\tilde{\gamma}^*\gamma}^L$  in (S.8) under an arbitrary Normal prior  $p(\beta_\gamma | \phi, \gamma) = N(\beta_\gamma; 0, \phi g_L V_\gamma^{-1}/b''(0))$ , where  $V_\gamma$  is a positive-definite matrix, gives

$$\log \tilde{B}_{\tilde{\gamma}^*\gamma}^L = \log \left( \left[ \frac{1}{ng_L} \right]^{\frac{p_\gamma - p_{\tilde{\gamma}^*}}{2}} \frac{|Z_{\tilde{\gamma}^*}^T Z_{\tilde{\gamma}^*}/n|^{\frac{1}{2}} |V_\gamma|^{\frac{1}{2}}}{|Z_\gamma^T Z_\gamma/n|^{\frac{1}{2}} |V_{\tilde{\gamma}^*}|^{\frac{1}{2}}} \right) + \frac{b''(0)}{2\phi} \tilde{W}_{\tilde{\gamma}^*\gamma}$$

where  $\tilde{W}_{\tilde{\gamma}^*\gamma} = \tilde{\beta}_\gamma^T (Z_\gamma^T Z_\gamma - V_\gamma/g_L) \tilde{\beta}_\gamma - \tilde{\beta}_{\tilde{\gamma}^*}^T (Z_{\tilde{\gamma}^*}^T Z_{\tilde{\gamma}^*} - V_{\tilde{\gamma}^*}/g_L) \tilde{\beta}_{\tilde{\gamma}^*}$ .

We focus on the particular case of Zellner's prior where  $V_\gamma = Z_\gamma^T Z_\gamma/n$ . Rearranging terms in (S.21) gives

$$(S.22) \quad \int_0^1 P_{F^*} \left( \left[ 1 - \frac{1}{ng_L} \right] \frac{W_{\tilde{\gamma}^*\gamma}}{\phi/b''(0)} > (p_\gamma - p_{\tilde{\gamma}^*}) \log \left( \frac{h}{(1/u - 1)^{\frac{2}{p_\gamma - p_{\tilde{\gamma}^*}}} \right) \right) du,$$

where  $W_{\tilde{\gamma}^*\gamma} = \tilde{\beta}_\gamma^T Z_\gamma^T Z_\gamma \tilde{\beta}_\gamma - \tilde{\beta}_{\tilde{\gamma}^*}^T Z_{\tilde{\gamma}^*}^T Z_{\tilde{\gamma}^*} \tilde{\beta}_{\tilde{\gamma}^*}$  and

$$h = ng_L \left[ \frac{p(\tilde{\gamma}^*)}{p(\gamma)} \right]^{\frac{2}{p_\gamma - p_{\tilde{\gamma}^*}}}.$$

The proof's strategy is based on noting that  $W_{\tilde{\gamma}^*\gamma}$  can be expressed in terms of quadratic forms of sub-Gaussian random variables, which allows bounding the probability in (S.22) and its integral with respect to  $u$ . Given that  $\lim_{n \rightarrow \infty} ng_L = \infty$  by assumption, to ease derivations we drop the factor  $1 - 1/(ng_L)$  from subsequent arguments (the results follow by noting that  $1 - 1/(ng_L)$  is arbitrarily close to 1 as  $n$  grows). We consider separately the case  $\tilde{\gamma}^* \subset \gamma$ , where  $W_{\tilde{\gamma}^*\gamma}$  is a quadratic form of a zero-mean sub-Gaussian random vector, and the case  $\tilde{\gamma}^* \not\subset \gamma$  where  $W_{\tilde{\gamma}^*\gamma}$  is the difference between two sub-Gaussian quadratic forms.

Before proceeding, we remark that it is possible to extend our results to Normal priors with general  $V_\gamma$ . Briefly, one then obtains an analogous expression to (S.22) that involves  $\tilde{W}_{\gamma\tilde{\gamma}^*}$  and determinants  $|V_\gamma^{-1}Z_\gamma^T Z_\gamma/n|$ . It is still possible to express  $\tilde{W}_{\gamma\tilde{\gamma}^*}$  in terms of quadratic forms of sub-Gaussian random variables, which then provides a bound for (S.22) that depends on eigenvalues of  $V_\gamma^{-1}Z_\gamma^T Z_\gamma/n$ . By placing suitable conditions on said eigenvalues, one obtains rates analogous to those for Zellner's prior. We also remark that, for more general non-Normal priors, one may replace  $p(\beta_\gamma \mid \phi, \gamma)$  by a Taylor expansion at 0, which is equivalent to approximating  $p(\beta_\gamma \mid \phi, \gamma)$  by a Normal prior, and then carrying out the proof as outlined above.

**S10.1. Part (i).** Suppose that  $\tilde{\gamma}^* \subset \gamma$ . Let  $X_{\gamma\setminus\tilde{\gamma}^*} = Z_{\gamma\setminus\tilde{\gamma}^*} - Z_{\tilde{\gamma}^*}(Z_{\tilde{\gamma}^*}^T Z_{\tilde{\gamma}^*})^{-1}Z_{\tilde{\gamma}^*}^T Z_{\gamma\setminus\tilde{\gamma}^*}$ , from Lemma S1 we can write

$$\begin{aligned} W_{\gamma\tilde{\gamma}^*} &= (\tilde{y} \pm Z_{\tilde{\gamma}^*}\tilde{\beta}_{\tilde{\gamma}^*}^*)^T X_{\gamma\setminus\tilde{\gamma}^*} (X_{\gamma\setminus\tilde{\gamma}^*}^T X_{\gamma\setminus\tilde{\gamma}^*})^{-1} X_{\gamma\setminus\tilde{\gamma}^*}^T (\tilde{y} \pm Z_{\tilde{\gamma}^*}\tilde{\beta}_{\tilde{\gamma}^*}^*) \\ &= (\tilde{y} - Z_{\tilde{\gamma}^*}\tilde{\beta}_{\tilde{\gamma}^*}^*)^T X_{\gamma\setminus\tilde{\gamma}^*} (X_{\gamma\setminus\tilde{\gamma}^*}^T X_{\gamma\setminus\tilde{\gamma}^*})^{-1} X_{\gamma\setminus\tilde{\gamma}^*}^T (\tilde{y} - Z_{\tilde{\gamma}^*}\tilde{\beta}_{\tilde{\gamma}^*}^*), \end{aligned}$$

since  $Z_{\tilde{\gamma}^*}^T X_{\gamma\setminus\tilde{\gamma}^*} = Z_{\tilde{\gamma}^*}^T Z_{\gamma\setminus\tilde{\gamma}^*} - Z_{\tilde{\gamma}^*}^T Z_{\tilde{\gamma}^*} Z_{\gamma\setminus\tilde{\gamma}^*} = 0$ . Since  $\tilde{y} \sim \text{SG}(Z_{\tilde{\gamma}^*}\tilde{\beta}_{\tilde{\gamma}^*}^*, \sigma^2)$ , Lemma S4 gives that  $W_{\gamma\tilde{\gamma}^*} = s^T s$  where  $s \sim \text{SG}(0, \sigma^2)$  is a  $p_\gamma - p_{\tilde{\gamma}^*}$  dimensional sub-Gaussian random vector. Therefore the integral in (S.22) is of the form required by Proposition 1, letting  $c = \phi/b''(0)$ ,  $d = p_\gamma - p_{\tilde{\gamma}^*}$  and  $h$  as defined in (S.22). We apply Proposition 1 Part (i) or Part (ii) depending on whether  $\phi/b''(0) > \sigma^2$  or  $\phi/b''(0) < \sigma^2$ .

Consider first the case  $c \geq \sigma^2(1 + \sqrt{1/\log h})$ . Applying Proposition 1 Part (i) requires the condition that  $\log(h) \geq e^{2(1+\sqrt{2})^2}$ . Note that, as  $n$  grows,

$$\log(h) = \log(n g_L) + \frac{2}{p_\gamma - p_{\tilde{\gamma}^*}} \log\left(\frac{p(\tilde{\gamma}^*)}{p(\gamma)}\right) \gg 1$$

by assumption. Therefore the condition holds for large enough  $n$  and Proposition 1 Part (i) gives

$$E_{F^*} \left( \left[ 1 + \tilde{B}_{\tilde{\gamma}^*\gamma} \frac{p(\tilde{\gamma}^*)}{p(\gamma)} \right]^{-1} \right) \leq \frac{2 \max\{[\log h]^{d/2}, \log(h^{d/2})\}}{h^{d/2}}$$

for all  $n \geq n_0$ , and some fixed  $n_0$ , as we wished to prove.

Consider next the case  $c < \sigma^2(1 + \sqrt{\sigma^2/[c \log h]})$ . Applying Proposition 1 Part (ii) requires the condition that  $\log(h) \geq \max\{[\sigma^2(1+\epsilon)/c]e^{2(1+\sqrt{2})^2}, e^{2(1+\sqrt{2})^2}\sigma^2/c\}$ , which again holds for large enough  $n$ , since  $(c, \sigma^2)$  are constant and  $\epsilon$  is arbitrarily close to 0 as  $h$  grows. Hence, Proposition 1 Part (ii) gives

$$E_{F^*} \left( \left[ 1 + \tilde{B}_{\tilde{\gamma}^*\gamma} \frac{p(\tilde{\gamma}^*)}{p(\gamma)} \right]^{-1} \right) \leq \frac{2.5 \max\left\{ \left[ \log\left(h^{\frac{c}{\sigma^2(1+\epsilon)}}\right) \right]^{d/2}, \log\left(h^{\frac{dc}{2\sigma^2(1+\epsilon)}}\right) \right\}}{h^{\frac{dc}{2\sigma^2(1+\epsilon)\sqrt{2}(1+\sqrt{2})}}}$$

where  $\epsilon = \sqrt{\sigma^2/[c \log h]}$ , for all  $n \geq n_0$  and some fixed  $n_0$ , as we wished to prove.

**S10.2. Part (ii).** Suppose that  $\tilde{\gamma}^* \not\subseteq \gamma$ . Denote by  $\gamma' = \tilde{\gamma}^* \cup \gamma$  the model such that  $Z_{\gamma'}$  includes all columns from  $Z_{\tilde{\gamma}^*}$  and  $Z_{\gamma}$ . Note that

$$W_{\gamma\tilde{\gamma}^*} = \tilde{\beta}_{\gamma}^T Z_{\gamma}^T Z_{\gamma} \tilde{\beta}_{\gamma} - \tilde{\beta}_{\gamma'}^T Z_{\gamma'}^T Z_{\gamma'} \tilde{\beta}_{\gamma'} + \tilde{\beta}_{\gamma'}^T Z_{\gamma'}^T Z_{\gamma'} \tilde{\beta}_{\gamma'} - \tilde{\beta}_{\tilde{\gamma}^*}^T Z_{\tilde{\gamma}^*}^T Z_{\tilde{\gamma}^*} \tilde{\beta}_{\tilde{\gamma}^*} = W_{\gamma'\tilde{\gamma}^*} - W_{\gamma'\gamma}.$$

Since  $\tilde{\gamma}^* \subset \gamma'$ , by Lemma S4 it holds that  $W_{\gamma'\tilde{\gamma}^*} = s_1^T s_1$  where  $s_1 \sim \text{SG}(0, \sigma^2)$  is a  $(p_{\gamma'} - p_{\tilde{\gamma}^*})$ -dimensional sub-Gaussian vector. Further, since  $\gamma \subset \gamma'$ , by Lemma S1,

$$\begin{aligned} W_{\gamma'\gamma} &= (\tilde{y} \pm Z_{\gamma} \tilde{\beta}_{\gamma}^*)^T \tilde{Z}_{\gamma' \setminus \gamma} (\tilde{Z}_{\gamma' \setminus \gamma}^T \tilde{Z}_{\gamma' \setminus \gamma})^{-1} \tilde{Z}_{\gamma' \setminus \gamma}^T (\tilde{y} \pm Z_{\gamma} \tilde{\beta}_{\gamma}^*) \\ &= (\tilde{y} - Z_{\gamma} \tilde{\beta}_{\gamma}^*)^T \tilde{Z}_{\gamma' \setminus \gamma} (\tilde{Z}_{\gamma' \setminus \gamma}^T \tilde{Z}_{\gamma' \setminus \gamma})^{-1} \tilde{Z}_{\gamma' \setminus \gamma}^T (\tilde{y} - Z_{\gamma} \tilde{\beta}_{\gamma}^*), \end{aligned}$$

where  $\tilde{Z}_{\gamma' \setminus \gamma} = (I - Z_{\gamma} (Z_{\gamma}^T Z_{\gamma})^{-1} Z_{\gamma}^T) Z_{\gamma' \setminus \gamma}$ , and the right-hand side follows from  $Z_{\gamma}^T \tilde{Z}_{\gamma' \setminus \gamma} = 0$  and direct algebra.

Since  $\tilde{y} - Z_{\gamma} \tilde{\beta}_{\gamma}^* \sim \text{SG}(Z_{\tilde{\gamma}^*} \tilde{\beta}_{\tilde{\gamma}^*}^* - Z_{\gamma} \tilde{\beta}_{\gamma}^*, \sigma^2)$  by assumption, by Lemma S4 we may write  $W_{\gamma'\gamma} = s_2^T s_2$ , where  $s \sim \text{SG}(\mu, \sigma^2)$  is a  $(p_{\gamma'} - p_{\gamma})$ -dimensional sub-Gaussian random vector, and  $\mu = (\tilde{Z}_{\gamma' \setminus \gamma}^T \tilde{Z}_{\gamma' \setminus \gamma})^{-1/2} \tilde{Z}_{\gamma' \setminus \gamma}^T (Z_{\tilde{\gamma}^*} \tilde{\beta}_{\tilde{\gamma}^*}^* - Z_{\gamma} \tilde{\beta}_{\gamma}^*) \neq 0$ . Therefore (S.22) is equal to

$$(S.23) \quad \int_0^1 P_F^* \left( \frac{s_1^T s_1 - s_2^T s_2}{\phi/b''(0)} > (p_{\gamma} - p_{\tilde{\gamma}^*}) \log \left( \frac{h}{(1/u - 1)^{2/(p_{\gamma} - p_{\tilde{\gamma}^*})}} \right) \right) du.$$

The latter expression has the form required by Proposition 2, setting  $c = \phi/b''(0)$ ,  $d_1 = p_{\gamma'} - p_{\tilde{\gamma}^*}$ ,  $d_2 = p_{\gamma'} - p_{\tilde{\gamma}^*}$  and  $d = p_{\gamma} - p_{\tilde{\gamma}^*}$ . The non-centrality parameter, denoted  $\lambda_{\gamma}$ , is

$$\begin{aligned} \lambda_{\gamma} &= \mu^T \mu = (Z_{\tilde{\gamma}^*} \tilde{\beta}_{\tilde{\gamma}^*}^* - Z_{\gamma} \tilde{\beta}_{\gamma}^*)^T \tilde{Z}_{\gamma' \setminus \gamma} (\tilde{Z}_{\gamma' \setminus \gamma}^T \tilde{Z}_{\gamma' \setminus \gamma})^{-1} \tilde{Z}_{\gamma' \setminus \gamma}^T (Z_{\tilde{\gamma}^*} \tilde{\beta}_{\tilde{\gamma}^*}^* - Z_{\gamma} \tilde{\beta}_{\gamma}^*) \\ &= (Z_{\tilde{\gamma}^*} \tilde{\beta}_{\tilde{\gamma}^*}^*)^T (I - H_{\gamma}) Z_{\tilde{\gamma}^* \setminus \gamma} [Z_{\tilde{\gamma}^* \setminus \gamma}^T (I - H_{\gamma}) Z_{\tilde{\gamma}^* \setminus \gamma}]^{-1} Z_{\tilde{\gamma}^* \setminus \gamma}^T (I - H_{\gamma}) Z_{\tilde{\gamma}^*} \tilde{\beta}_{\tilde{\gamma}^*}^*, \end{aligned}$$

where  $H_{\gamma} = Z_{\gamma} (Z_{\gamma}^T Z_{\gamma})^{-1} Z_{\gamma}^T$  is the projection matrix onto the column span of  $Z_{\gamma}$ , and to obtain the right-hand side we used that  $I - H_{\gamma}$  is idempotent, that the optimal linear projection  $Z_{\gamma} \tilde{\beta}_{\gamma}^* = H_{\gamma} Z_{\gamma} \tilde{\beta}_{\gamma}^*$ , and noting that  $Z_{\gamma' \setminus \gamma} = Z_{\tilde{\gamma}^* \setminus \gamma}$ .

The expression for  $\lambda_{\gamma}$  can be simplified. First, note that  $Z_{\tilde{\gamma}^*} \tilde{\beta}_{\tilde{\gamma}^*}^* = Z_{\tilde{\gamma}^* \setminus \gamma} \tilde{\beta}_{\tilde{\gamma}^* \setminus \gamma}^* + Z_{\gamma \cap \tilde{\gamma}^*} b_{\gamma \cap \tilde{\gamma}^*}$ , where  $b_{\gamma \cap \tilde{\gamma}^*}$  is the subset of  $\tilde{\beta}_{\tilde{\gamma}^*}^*$  corresponding to the columns of  $Z_{\gamma \cap \tilde{\gamma}^*}$ . Hence

$$(Z_{\tilde{\gamma}^*} \tilde{\beta}_{\tilde{\gamma}^*}^*)^T (I - H_{\gamma}) = (\tilde{\beta}_{\tilde{\gamma}^* \setminus \gamma}^*)^T Z_{\tilde{\gamma}^* \setminus \gamma}^T (I - H_{\gamma}) + b_{\gamma \cap \tilde{\gamma}^*}^T Z_{\gamma \cap \tilde{\gamma}^*}^T (I - H_{\gamma}) = (\tilde{\beta}_{\tilde{\gamma}^* \setminus \gamma}^*)^T Z_{\tilde{\gamma}^* \setminus \gamma}^T (I - H_{\gamma})$$

since  $Z_{\gamma \cap \tilde{\gamma}^*}^T (I - H_{\gamma}) = 0$ , as  $Z_{\gamma \cap \tilde{\gamma}^*}$  is in the linear span of  $Z_{\gamma}$ . Therefore

$$\begin{aligned} \lambda_{\gamma} &= (\tilde{\beta}_{\tilde{\gamma}^* \setminus \gamma}^*)^T Z_{\tilde{\gamma}^* \setminus \gamma}^T (I - H_{\gamma}) Z_{\tilde{\gamma}^* \setminus \gamma} [Z_{\tilde{\gamma}^* \setminus \gamma}^T (I - H_{\gamma}) Z_{\tilde{\gamma}^* \setminus \gamma}]^{-1} Z_{\tilde{\gamma}^* \setminus \gamma}^T (I - H_{\gamma}) Z_{\tilde{\gamma}^*} \tilde{\beta}_{\tilde{\gamma}^*}^* \\ &= (Z_{\tilde{\gamma}^* \setminus \gamma} \tilde{\beta}_{\tilde{\gamma}^* \setminus \gamma}^*)^T (I - H_{\gamma}) Z_{\tilde{\gamma}^*} \tilde{\beta}_{\tilde{\gamma}^*}^* = (Z_{\tilde{\gamma}^*} \tilde{\beta}_{\tilde{\gamma}^*}^*)^T (I - H_{\gamma}) Z_{\tilde{\gamma}^*} \tilde{\beta}_{\tilde{\gamma}^*}^*. \end{aligned}$$

Applying Proposition 2 requires the following condition to hold:

$$(S.24) \quad \begin{aligned} \frac{\mu^T \mu}{c \log(\mu^T \mu)} &\geq -d \log(h) + d_1 \log(h_0) \\ &= (p_{\tilde{\gamma}^*} - p_{\gamma}) \log(n g_L) + 2 \log \left( \frac{p(\gamma)}{p(\tilde{\gamma}^*)} \right) + (p_{\gamma'} - p_{\tilde{\gamma}^*}) \log(h_0) \end{aligned}$$

where  $\log(h_0) > 0$  and  $h_0$  is the positive finite constant in Proposition 1.

The fact that (S.24) holds follows directly from Assumption (D3). If  $p_\gamma \geq p_{\tilde{\gamma}^*}$ , then  $p_{\gamma'} - p_{\tilde{\gamma}^*} \leq p_\gamma$  and

$$(S.25) \quad (S.24) \leq (p_{\tilde{\gamma}^*} - p_\gamma) \log(n g_L) + 2 \log\left(\frac{p(\gamma)}{p(\tilde{\gamma}^*)}\right) + p_\gamma \log(h_0) \ll \frac{\mu^T \mu}{\log(\mu^T \mu)},$$

where the right-hand side holds by assumption. If  $p_\gamma < p_{\tilde{\gamma}^*}$ , then  $p_{\gamma'} - p_{\tilde{\gamma}^*} \leq p_{\tilde{\gamma}^*}$  and

$$(S.26) \quad (S.24) \leq (p_{\tilde{\gamma}^*} - p_\gamma) \log(n g_L) + 2 \log\left(\frac{p(\gamma)}{p(\tilde{\gamma}^*)}\right) + p_{\tilde{\gamma}^*} \log(h_0) \ll \frac{\mu^T \mu}{\log(\mu^T \mu)},$$

which again holds by assumption.

To complete the proof we apply Proposition 1. Consider first the case  $c = \phi/b''(0) > \sigma^2$ . By Proposition 2 Part (i), there exists a finite  $t_0$  such that (S.23) is

$$\leq \frac{3 \max\left\{\left[\frac{2}{p_{\gamma'} - p_{\tilde{\gamma}^*}} \log(l(\mu))\right]^{(p_{\gamma'} - p_{\tilde{\gamma}^*})/2}, \log(l(\mu))\right\}}{l(\mu)}$$

for all  $\mu^T \mu \geq t_0$ , where  $l(\mu) = h^{(p_\gamma - p_{\tilde{\gamma}^*})/2} e^{\frac{\mu^T \mu b''(0)}{2\phi \log(\mu^T \mu)}}$ . Given that  $\lim_{n \rightarrow \infty} \mu^T \mu = \infty$  by assumption and

$$\frac{\mu^T \mu b''(0)}{2\phi \log(\mu^T \mu)} \gg (p_\gamma - p_{\tilde{\gamma}^*})/2 \log(h)$$

from (S.24), for any  $a < 1$  there exists a finite  $n_0$  such that, for all  $n \geq n_0$ ,

$$(S.27) \quad (S.23) \leq e^{-a \left[ \frac{\mu^T \mu b''(0)}{2\phi \log(\mu^T \mu)} + \frac{(p_\gamma - p_{\tilde{\gamma}^*}) \log(h)}{2} \right]}.$$

Consider now the case  $c = \phi/b''(0) \leq \sigma^2$ . By Proposition 2 Part (ii), there exists a finite  $t_0$  such that

$$(S.23) \leq \frac{3.5 \max\left\{\left[\frac{2}{p_{\gamma'} - p_{\tilde{\gamma}^*}} \log(l'(\mu))^{1/(1+\epsilon)}\right]^{(p_{\gamma'} - p_{\tilde{\gamma}^*})/2}, \log(l'(\mu))^{1/(1+\epsilon)}\right\}}{l'(\mu)^{1/(1+\epsilon)}},$$

where  $\lim_{\mu^T \mu \rightarrow \infty} \epsilon = 0$ ,  $l'(\mu) = h^{(p_\gamma - p_{\tilde{\gamma}^*})/2} e^{\frac{\mu^T \mu}{2\sigma^2 \log(\mu^T \mu)}}$ . Hence, for any  $a < 1$  there exists a finite  $n_0$  such that, for all  $n \geq n_0$ ,

$$(S.28) \quad (S.23) \leq e^{-a \left[ \frac{\mu^T \mu}{2\sigma^2 \log(\mu^T \mu)} + \frac{(p_\gamma - p_{\tilde{\gamma}^*}) \log(h)}{2} \right]}.$$

The desired result is obtained by noting that

$$\exp\left\{\frac{(p_\gamma - p_{\tilde{\gamma}^*}) \log(h)}{2}\right\} = (n g_L)^{\frac{(p_\gamma - p_{\tilde{\gamma}^*})}{2}} \frac{p(\tilde{\gamma}^*)}{p(\gamma)}$$

and combining (S.27) and (S.28) to obtain

$$(S.29) \quad (S.23) \leq e^{-a \left[ \frac{\mu^T \mu}{2 \max\{\sigma^2, \phi/b''(0)\} \log(\mu^T \mu)} \right]} \left( \frac{p(\gamma)/p(\tilde{\gamma}^*)}{(n g_L)^{\frac{(p_\gamma - p_{\tilde{\gamma}^*})}{2}}} \right)^a.$$

S11. PROOF OF THEOREM 4

S11.1. **Part (i).** Let  $S_l = \{\gamma : |\gamma| = l, \tilde{\gamma}^* \subset \gamma\}$  be the set of size  $l$  models, and  $\Gamma_l = \{\gamma : |\gamma| = l, p(\gamma) > 0\}$  be those receiving positive prior probability (e.g. satisfying any specified hierarchical/group constraints). Then

$$E_{F_0}(p(S | y)) = E_{F_0} \left( \sum_{l=|\tilde{\gamma}^*|+1}^{\bar{J}} \sum_{\gamma \in S_l \cap \Gamma_l} \tilde{p}(\gamma | y) \right) \leq E_{F_0} \left( \sum_{l=|\tilde{\gamma}^*|+1}^{\bar{J}} \sum_{\gamma \in S_l} \tilde{p}(\gamma | y) \right).$$

From Theorem 3 Part (i), for each  $\gamma$  there is a finite  $n_{0\gamma}$  such that

$$(S.30) \quad E_{F_0}(\tilde{p}(\gamma | y)) \leq \frac{2 \max \{ [(2/[p_\gamma - p_{\tilde{\gamma}^*}]) \log r_\gamma^a]^{(p_\gamma - p_{\tilde{\gamma}^*})/2}, \log(r_\gamma^a) \}}{r_\gamma^a}$$

for all  $n \geq n_{0\gamma}$ , a constant  $a$  such that  $a = 1$  if  $\phi/b''(0) > \sigma^2$  and  $a < \phi/(b''(0)\sigma^2)$  if  $\phi/b''(0) \leq \sigma^2$ , and

$$r_\gamma = (ng)^{\frac{p_\gamma - p_{\tilde{\gamma}^*}}{2}} \frac{p(\tilde{\gamma}^*)}{p(\gamma)}.$$

To alleviate algebra, by observing that  $\log(r_\gamma^a) \succeq [(2/[p_\gamma - p_{\tilde{\gamma}^*}]) \log r_\gamma^a]^{(p_\gamma - p_{\tilde{\gamma}^*})/2}$  for  $p_\gamma - p_{\tilde{\gamma}^*} \geq 2$  and that  $\log(r_\gamma^a) \ll [(2/[p_\gamma - p_{\tilde{\gamma}^*}]) \log r_\gamma^a]^{(p_\gamma - p_{\tilde{\gamma}^*})/2}$  for  $p_\gamma - p_{\tilde{\gamma}^*} = 1$ , it is simple to show that the bound  $E_{F_0}(\tilde{p}(\gamma | y)) \leq \log(r_\gamma^a)/r_\gamma^a$  gives the same asymptotic rate as (S.30). Further, inspecting the proof of Theorem 3 shows that  $n_{0\gamma}$  grows with the number of model parameters  $p_\gamma$ , and that if  $p_\gamma \ll n$  then  $n_0 = \max_{\gamma \in S, |\gamma|=\bar{J}} n_{0\gamma}$  can be taken to be fixed.

We consider separately the cases  $\phi/b''(0) > \sigma^2$  and  $\phi/b''(0) \leq \sigma^2$ .

Case  $\phi/b''(0) > \sigma^2$ . Then  $a = 1$ , and for any  $n \geq n_0$ ,

$$(S.31) \quad E_{F_0}(p(S | y)) \leq \sum_{l=|\tilde{\gamma}^*|+1}^{\bar{J}} \sum_{\gamma \in S_l} \frac{\log \left( (ng)^{\frac{(p_\gamma - p_{\tilde{\gamma}^*})}{2}} p(\tilde{\gamma}^*)/p(\gamma) \right)}{(ng)^{\frac{(p_\gamma - p_{\tilde{\gamma}^*})}{2}}} \frac{p(\gamma)}{p(\tilde{\gamma}^*)}.$$

To prove the desired result we plug in the expression of  $p(\gamma)/p(\tilde{\gamma}^*)$ , then use algebraic manipulation and the Binomial coefficient ordinary generating function to carry out the sum in (S.31). First note that

$$(S.32) \quad \frac{p(\gamma)}{p(\tilde{\gamma}^*)} = \frac{p(|\gamma|)}{p(|\tilde{\gamma}^*|)} \frac{\binom{J}{|\tilde{\gamma}^*|}}{\binom{J}{|\gamma|}} = p^{-c(|\gamma| - |\tilde{\gamma}^*|)} \binom{|\gamma|}{|\tilde{\gamma}^*|} \binom{J - |\tilde{\gamma}^*|}{|\gamma| - |\tilde{\gamma}^*|}^{-1}.$$

Denote by  $\omega(|\gamma|) = p(\tilde{\gamma}^*)/p(\gamma)$ . The right-hand side in (S.31) is

$$= \sum_{l=|\tilde{\gamma}^*|+1}^{\bar{J}} p^{-c(l - |\tilde{\gamma}^*|)} \binom{l}{|\tilde{\gamma}^*|} m_l$$



where

$$m_l = \left( \binom{J - |\tilde{\gamma}^*|}{l - |\tilde{\gamma}^*|} \right)^{-1} \sum_{\gamma \in S_l} \frac{\log \left( (ng)^{\frac{(p_\gamma - p_{\tilde{\gamma}^*})}{2}} \omega(l) \right)}{(ng)^{\frac{p_\gamma - p_{\tilde{\gamma}^*}}{2}}}$$

is an average penalization term across the  $\binom{J - |\tilde{\gamma}^*|}{l - |\tilde{\gamma}^*|}$  models included in  $S_l$ . Since  $p_\gamma - p_{\tilde{\gamma}^*} > q(|\gamma| - |\tilde{\gamma}^*|)$ , where  $q$  is the smallest group size,

$$(S.31) \leq \sum_{l=|\tilde{\gamma}^*|+1}^{\bar{J}} \binom{l}{|\tilde{\gamma}^*|} \frac{\log \left( (ng)^{\frac{q(l-|\tilde{\gamma}^*|)}{2}} \omega(l) \right)}{p^{c(l-|\tilde{\gamma}^*|)} (ng)^{\frac{q(l-|\tilde{\gamma}^*|)}{2}}}$$

$$(S.33) \leq \log \left( (ng)^{\frac{q(\bar{J}-|\tilde{\gamma}^*|)}{2}} \max_{l \geq |\tilde{\gamma}^*|+1} \omega(l) \right) (p^c (ng)^{q/2})^{|\tilde{\gamma}^*|} \sum_{l=|\tilde{\gamma}^*|+1}^{\bar{J}} \binom{l}{|\tilde{\gamma}^*|} \frac{1}{(p^c (ng)^{\frac{q}{2}})^l}.$$

To complete the proof, recall that the Binomial coefficient ordinary generating function gives that  $\sum_{l=k+1}^{\infty} \binom{l}{k} b^l = b^k [(1-b)^{-(k+1)} - 1]$  for any  $b$ . Plugging in  $b = p^{-c} (ng)^{-q/2}$  and  $k = |\tilde{\gamma}^*|$ ,

$$(p^c (ng)^{q/2})^{|\tilde{\gamma}^*|} \sum_{l=|\tilde{\gamma}^*|+1}^{\bar{J}} \binom{l}{|\tilde{\gamma}^*|} \frac{1}{(p^c (ng)^{\frac{q}{2}})^l} \leq (1 - p^{-c} (ng)^{-q/2})^{-(|\tilde{\gamma}^*|+1)} - 1.$$

Using that  $ng \rightarrow \infty$  by assumption and the definition of the exponential function

$$\asymp \exp \left\{ \frac{|\tilde{\gamma}^*| + 1}{p^c (ng)^{q/2}} \right\} - 1 \asymp \frac{|\tilde{\gamma}^*| + 1}{p^c (ng)^{q/2}}$$

since  $\lim_{n \rightarrow \infty} [|\tilde{\gamma}^*| + 1] / [p^c (ng)^{q/2}] = 0$  by assumption and  $\lim_{z \rightarrow \infty} (e^z - 1) / z = 1$ . Combining this expression with (S.33)

$$\log \left( (ng)^{\frac{q(\bar{J}-|\tilde{\gamma}^*|)}{2}} \max_{l \geq |\tilde{\gamma}^*|+1} \omega(l) \right) \frac{|\tilde{\gamma}^*| + 1}{p^c (ng)^{q/2}}.$$

Using Stirling's bounds  $\sqrt{2\pi} i^{i+1/2} e^{-i} < i! < e i^{i+1/2} e^{-i}$  gives

$$\omega(l) \leq \frac{e^2}{2\pi} p^{c(l-|\tilde{\gamma}^*)} (J - \bar{J})^{\bar{J}-|\tilde{\gamma}^*|} \left( 1 + \frac{\bar{J} - |\tilde{\gamma}^*|}{J - \bar{J}} \right)^{J-|\tilde{\gamma}^*|+\frac{1}{2}}.$$

$$\log \omega(l) \leq \log \left( \frac{e^2}{2\pi} \right) + (\bar{J} - |\tilde{\gamma}^*|) [c \log(p) + \log(J)] + (J - |\tilde{\gamma}^*| + \frac{1}{2}) \log \left( 1 + \frac{\bar{J} - |\tilde{\gamma}^*|}{J - \bar{J}} \right).$$

Using that  $l \leq \bar{J}$ ,  $J \leq p$ , and that  $\lim_{n \rightarrow \infty} \bar{J}/J = 0$  by assumption, for large enough  $n$

$$(S.34) \quad \log \max_{l \geq |\tilde{\gamma}^*|} \omega(l) \leq (\bar{J} - |\tilde{\gamma}^*|) [c \log(p) + \log(J) + \epsilon] \leq (\bar{J} - |\tilde{\gamma}^*|) [(c+1) \log(p) + \epsilon]$$

for any fixed  $\epsilon > 0$ , as we wished to prove.

Case  $\phi/b''(0) \leq \sigma^2$ . Then we take  $a$  to be a constant smaller than but arbitrarily close to  $\phi/(b''(0)\sigma^2) \leq 1$ . Then the right-hand side in (S.31) is

$$\leq a \log \left( (ng)^{\frac{q(\bar{J}-|\tilde{\gamma}^*|)}{2}} \max_{l \geq |\tilde{\gamma}^*|+1} \omega(l) \right) \sum_{l=|\tilde{\gamma}^*|+1}^{\bar{J}} \left( \frac{1}{p^{ac}(ng)^{aq/2}} \right)^{l-|\tilde{\gamma}^*|} \binom{l}{|\tilde{\gamma}^*|}^a \binom{J-|\tilde{\gamma}^*|}{l-|\tilde{\gamma}^*|}^{1-a} \quad (\text{S.35})$$

$$< a \log \left( (ng)^{\frac{q(\bar{J}-|\tilde{\gamma}^*|)}{2}} \max_{l \geq |\tilde{\gamma}^*|+1} \omega(l) \right) \sum_{l=|\tilde{\gamma}^*|+1}^{\bar{J}} \left( \frac{(J-|\tilde{\gamma}^*|)^{1-a}}{p^{ac}(ng)^{aq/2}} \right)^{l-|\tilde{\gamma}^*|} \binom{l}{|\tilde{\gamma}^*|}$$

since  $a < 1$  implies that  $\binom{l}{|\tilde{\gamma}^*|}^a < \binom{l}{|\tilde{\gamma}^*|}$  and  $\binom{J-|\tilde{\gamma}^*|}{l-|\tilde{\gamma}^*|} < (J-|\tilde{\gamma}^*|)^{l-|\tilde{\gamma}^*|}$ . Using the Binomial coefficient ordinary generating function gives that the sum in (S.35) is

$$< \left[ \left( 1 - \frac{(J-|\tilde{\gamma}^*|)^{1-a}}{p^{ac}(ng)^{aq/2}} \right)^{-(|\tilde{\gamma}^*|+1)} - 1 \right], \quad (\text{S.36})$$

It is easy to show that the assumption that  $\lim_{n \rightarrow \infty} (|\tilde{\gamma}^*|+1)(ng)^{aq/2} p^{(c+1)a-1} = \infty$  implies that  $p^{ac}(ng)^{aq/2} \gg (J-|\tilde{\gamma}^*|)^{1-a}$ , hence the definition of the exponential function implies that (S.36) converges to

$$\exp \left\{ \frac{(|\tilde{\gamma}^*|+1)(J-|\tilde{\gamma}^*|)^{1-a}}{p^{ac}(ng)^{aq/2}} \right\} - 1 \asymp \frac{(|\tilde{\gamma}^*|+1)(J-|\tilde{\gamma}^*|)^{1-a}}{p^{ac}(ng)^{aq/2}},$$

since  $\lim_{z \rightarrow \infty} (e^z - 1)/z = 1$ . Combining this expression with (S.35) and the bound  $\log \max_{l \geq |\tilde{\gamma}^*|} \omega(l) \leq (\bar{J} - |\tilde{\gamma}^*|)[(c+1) \log(p) + \epsilon]$  given in (S.34), we obtain

$$(\bar{J} - |\tilde{\gamma}^*|) [\log((ng)^{aq/2}) + (c+1) \log(p) + \epsilon] \frac{(|\tilde{\gamma}^*|+1)(J-|\tilde{\gamma}^*|)^{1-a}}{p^{ac}(ng)^{aq/2}}.$$

Since  $(J - |\tilde{\gamma}^*|) < p$ , we have  $(J - |\tilde{\gamma}^*|)^{1-a}/p^{ac} < 1/p^{a(c+1)-1}$ , concluding the proof.

**S11.2. Part (ii).** Let  $\lambda_\gamma = \frac{\mu^T \mu}{2 \max\{\sigma^2, \phi/b''(0)\} \log(\mu^T \mu)}$ . The proof strategy is to split  $\tilde{p}(S^c | y)$  into two terms corresponding to models with smaller and larger size than  $|\tilde{\gamma}^*|$ .

$$E_{F_0}(\tilde{p}(S^c | y)) = E_{F_0} \left( \sum_{l=0}^{|\tilde{\gamma}^*|} \sum_{|\gamma|=l, \gamma \not\leq \tilde{\gamma}^*} \tilde{p}(\gamma | y) \right) + E_{F_0} \left( \sum_{l=|\tilde{\gamma}^*|+1}^{\bar{J}} \sum_{|\gamma|=l, \gamma \not\leq \tilde{\gamma}^*} \tilde{p}(\gamma | y) \right).$$

Consider the second term. Using expression (S.29) proven in Theorem 3 Part (ii), there exists a finite  $n_0 = \max_{|\gamma| > |\tilde{\gamma}^*|, \gamma \not\leq \tilde{\gamma}^*} n_{0\gamma}$  such that

$$E_{F_0} \left( \sum_{l=|\tilde{\gamma}^*|+1}^{\bar{J}} \sum_{|\gamma|=l, \gamma \not\leq \tilde{\gamma}^*} \tilde{p}(\gamma | y) \right) \leq \sum_{l=|\tilde{\gamma}^*|+1}^{\bar{J}} \sum_{|\gamma|=l, \gamma \not\leq \tilde{\gamma}^*} \left( \frac{e^{-\lambda_\gamma} p(\gamma)}{(ng)^{\frac{(p_\gamma - p_{\tilde{\gamma}^*})}{2}} p(\tilde{\gamma}^*)} \right)^b \quad (\text{S.37})$$

for all  $n \geq n_0$  and any fixed  $b < 1$ , which we take to be arbitrarily close to 1. The existence of such a finite  $n_0$  uniformly bounding all  $n_{0\gamma}$  follows from Condition (D4), specifically

using that  $e^{\lambda_\gamma}(ng)^{\frac{(p_\gamma - p_{\tilde{\gamma}^*})}{2}}p(\tilde{\gamma}^*)/p(\gamma)$  is uniformly bounded by  $e^{\bar{\lambda}}(ng)^{\frac{(p_\gamma - p_{\tilde{\gamma}^*})}{2}}p(\tilde{\gamma}^*)/p(\gamma)$ , which under Condition (D4) converges to infinity, and arguing as in (S.25).

Let  $q = \min\{p_1, \dots, p_J\}$  be the size of the smallest group and  $\bar{\lambda} = \min_{|\gamma| > |\tilde{\gamma}^*|, \gamma \notin \tilde{\gamma}^*} \lambda_\gamma$ . Using the expression for  $p(\gamma)/p(\tilde{\gamma}^*)$  and noting that there are  $\binom{J}{l} - \binom{J-|\tilde{\gamma}^*|}{l-|\tilde{\gamma}^*|}$  models of size  $l$  such that  $\gamma \not\subseteq \tilde{\gamma}^*$ , gives that (S.37) is bounded above by

$$\begin{aligned} & \sum_{l=|\tilde{\gamma}^*|+1}^{\bar{J}} \frac{e^{-b\bar{\lambda}}}{(p^{bc}(ng)^{bq/2})^{l-|\tilde{\gamma}^*|}} \binom{l}{|\tilde{\gamma}^*|}^b \binom{J-|\tilde{\gamma}^*|}{l-|\tilde{\gamma}^*|}^{-b} \left[ \binom{J}{l} - \binom{J-|\tilde{\gamma}^*|}{l-|\tilde{\gamma}^*|} \right] \\ & \leq \sum_{l=|\tilde{\gamma}^*|+1}^{\bar{J}} \frac{e^{-b\bar{\lambda}}}{(p^{bc}(ng)^{bq/2})^{l-|\tilde{\gamma}^*|}} \binom{l}{|\tilde{\gamma}^*|} \left( \frac{l-|\tilde{\gamma}^*|}{J-|\tilde{\gamma}^*|} \right)^{b(l-|\tilde{\gamma}^*|)} J^l \\ & < e^{-b\bar{\lambda}} J^{|\tilde{\gamma}^*|} \sum_{l=|\tilde{\gamma}^*|+1}^{\bar{J}} \frac{J^{l-|\tilde{\gamma}^*|}}{(p^{bc}(ng)^{bq/2})^{l-|\tilde{\gamma}^*|}} \left( \frac{\bar{J}-|\tilde{\gamma}^*|}{J-|\tilde{\gamma}^*|} \right)^{b(l-|\tilde{\gamma}^*|)} \binom{l}{|\tilde{\gamma}^*|} \\ & = e^{-b\bar{\lambda}} J^{|\tilde{\gamma}^*|} \sum_{l=|\tilde{\gamma}^*|+1}^{\bar{J}} \left( \frac{J^{1-b}(\bar{J}-|\tilde{\gamma}^*|)^b}{(1-|\tilde{\gamma}^*|/J)^b p^{bc}(ng)^{bq/2}} \right)^{l-|\tilde{\gamma}^*|} \binom{l}{|\tilde{\gamma}^*|} \end{aligned}$$

since  $b < 1$  implies that  $\binom{l}{|\tilde{\gamma}^*|}^b < \binom{l}{|\tilde{\gamma}^*|}$ . Note that this expression is analogous to (S.35). Therefore, we may use the Binomial coefficient ordinary generating function to carry out the sum and the exponential function to obtain a simpler asymptotically equivalent expression, to show that

$$\begin{aligned} (S.37) & \leq e^{-b\bar{\lambda}} J^{|\tilde{\gamma}^*|} \frac{(|\tilde{\gamma}^*|+1)J^{1-b}(\bar{J}-|\tilde{\gamma}^*|)^b}{(1-|\tilde{\gamma}^*|/J)^b p^{bc}(ng)^{bq/2}} \\ (S.38) & \leq e^{(|\tilde{\gamma}^*|+1)\log J} \frac{(|\tilde{\gamma}^*|+1)(\bar{J}-|\tilde{\gamma}^*|)^b}{[e^{\bar{\lambda}} p^c(ng)^{q/2}]^b} = \frac{(|\tilde{\gamma}^*|+1)e^{(|\tilde{\gamma}^*|+1)\log J + \log \bar{J}}}{[e^{\bar{\lambda}} p^c(ng)^{q/2}]^b} \end{aligned}$$

for large enough  $n$ .

Consider now the models of size  $|\gamma| \leq |\tilde{\gamma}^*|$ . Let  $\underline{\lambda} = \min_{|\gamma| \leq |\tilde{\gamma}^*|} \lambda_\gamma / \max\{|\tilde{\gamma}^*| - |\gamma|, 1\}$ ,  $q' = \max\{p_1, \dots, p_J\}$  the largest group size and note that

$$\frac{e^{-\lambda_\gamma}}{(ng)^{\frac{(p_\gamma - p_{\tilde{\gamma}^*})}{2}}} \leq \frac{e^{-\underline{\lambda} \max\{|\tilde{\gamma}^*| - |\gamma|, 1\}}}{(ng)^{(|\gamma| - |\tilde{\gamma}^*|)/2}}.$$

Using again Theorem 3 Part (ii), there exists a finite  $n'_0 = \max_{|\gamma| \leq |\tilde{\gamma}^*|} n_{0\gamma}$  such that

$$\begin{aligned} (S.39) \quad E_{F_0} \left( \sum_{l=0}^{|\tilde{\gamma}^*|} \sum_{|\gamma|=l} \tilde{p}(\gamma | y) \right) & \leq \sum_{l=0}^{|\tilde{\gamma}^*|} \sum_{|\gamma|=l} \left( \frac{e^{-\lambda_\gamma}}{(ng)^{\frac{(p_\gamma - p_{\tilde{\gamma}^*})}{2}}} \frac{p(\gamma)}{p(\tilde{\gamma}^*)} \right)^b \\ & \leq e^{-\underline{\lambda}} \binom{J}{|\tilde{\gamma}^*|} + \sum_{l=0}^{|\tilde{\gamma}^*|-1} \left( \frac{e^{\underline{\lambda}}}{p^{bc}(ng)^{q'/2}} \right)^{l-|\tilde{\gamma}^*|} \left( \frac{\binom{J}{|\tilde{\gamma}^*|}}{\binom{J}{l}} \right)^b \binom{J}{l} \end{aligned}$$

for all  $n > n'_0$  and any fixed  $b < 1$ , the right-hand side following from noting that there are  $\binom{J}{l}$  models of size  $|\gamma| = l < |\tilde{\gamma}^*|$  and that  $(ng)^{p\tilde{\gamma}^* - p\gamma} \leq (ng)^{q'}$ . The existence of a finite  $n'_0$  uniformly bounding all  $n_{0\gamma}$  follows from Condition (D5), specifically bounding  $\lambda_\gamma$  with  $\underline{\lambda}$  and arguing as in (S.26).

Using that  $\binom{J}{l}^{1-b} < J^{l(1-b)}$  and  $\binom{J}{|\tilde{\gamma}^*|} \leq J^{|\tilde{\gamma}^*|}$ , the geometric series, and simple algebra we obtain

$$\begin{aligned}
\text{(S.39)} &\leq e^{-\underline{\lambda} + |\tilde{\gamma}^*| \log J} + e^{|\tilde{\gamma}^*| \log J} \left[ e^{-\underline{\lambda} p^{bc} (ng)^{q'/2}} \right]^{|\tilde{\gamma}^*|} \sum_{l=0}^{|\tilde{\gamma}^*|-1} \left( \frac{e^{\underline{\lambda} J^{(1-b)}}}{(p^{bc} (ng)^{q'/2})} \right)^l \\
&< e^{-\underline{\lambda} + |\tilde{\gamma}^*| \log J} + e^{|\tilde{\gamma}^*| \log J} \left[ e^{-\underline{\lambda} p^{bc} (ng)^{q'/2}} \right]^{|\tilde{\gamma}^*|+1} \\
&< \frac{e^{|\tilde{\gamma}^*| \log J}}{e^{\underline{\lambda}}} + \frac{e^{|\tilde{\gamma}^*| \log J}}{e^{(|\tilde{\gamma}^*|+1)[\underline{\lambda} - c \log(p) - \log(ng^{q'/2})]}}.
\end{aligned}$$

The proof concludes by combining this expression with (S.38), and noting that  $\bar{J} \leq J$ .

## S12. SUPPLEMENTARY RESULTS

**S12.1. Computation times and posterior inference in Poisson regression.** We illustrate the computation times and quality of inference in a setting where the data are truly Poisson with  $\beta^* = (0, \dots, 0, 0.5, 1)$  and  $z_i \sim N(0, \Sigma)$  with  $\Sigma_{ii} = 1$  and  $\Sigma_{ij} = 0.5$  for all  $i \neq j$ . Figure S1 summarizes the results. The top panels show that ALA run times are significantly more scalable as either  $n$  or  $p$  grow. The bottom panels show that ALA tends to assign lower posterior inclusion probabilities  $P(\beta_j \neq 0 \mid y)$  than LA, particularly for small  $n$  or large  $p$ . For comparison, the figure also displays results for ALA where no over-dispersion adjustment is applied. This unadjusted version assigns relatively high posterior inclusion probabilities to truly inactive variables, even for large  $n$ .

**S12.2. Simulated Gaussian regression with non-local priors.** Figures S2-S3 display additional results that complement those shown in the Gaussian regression simulations of Section 5.2. Figure S2 show analogous results to the top panels Figure 4 for the simulation scenario that had  $J = 5$  groups.

**S12.3. Poverty line data.** The listing below provides the names of the covariates in the poverty line example, the name of the corresponding variables in the dataset, the codes corresponding to each category, and a basic descriptive summary providing the number of individuals in each category.

Table S1 displays the maximum likelihood parameter estimates for the model selected by ALA (marginal posterior inclusion probability  $> 0.5$ ) in the main effects analysis. Table S2 displays the estimated marginal posterior inclusion probabilities by LA and ALA for each group of variables corresponding to main effects and interactions. Table S3 provides the maximum likelihood estimates for variables selected by ALA.

For a discussion of the variables selected by ALA and LA, and also GLASSO in the main effects analysis, see Section 5.3. Regarding GLASSO in the interactions analysis, it selected 4 main effects and 16 interaction terms. For 1 out of the 16 interactions (hispanic vs citizenship) the two corresponding main effects were also selected. The main

$p = 10, n \in \{100, 500, 1000, 5000\}$

$n = 500, p \in \{5, 10, 25, 50\}$

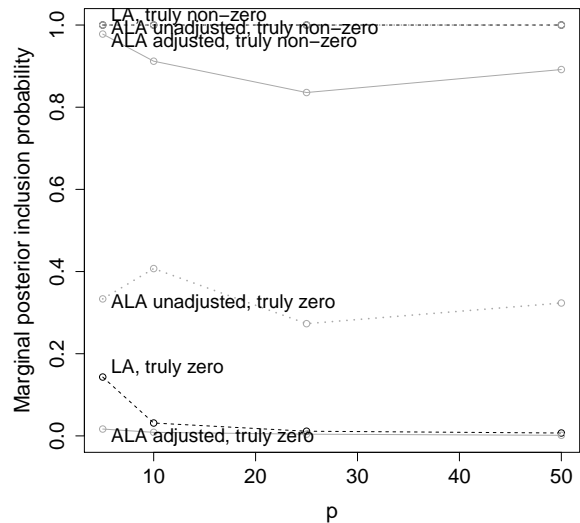
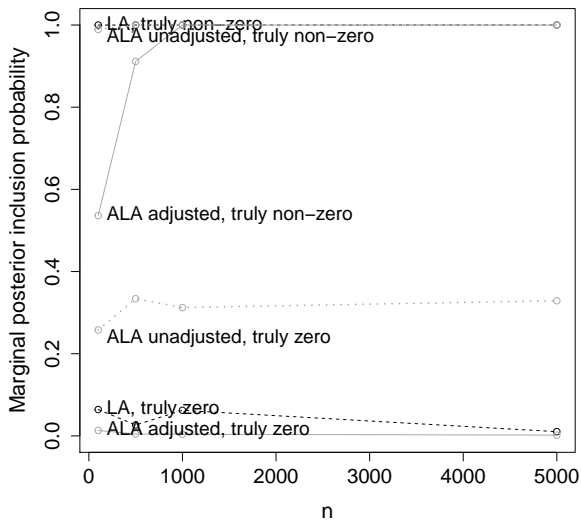
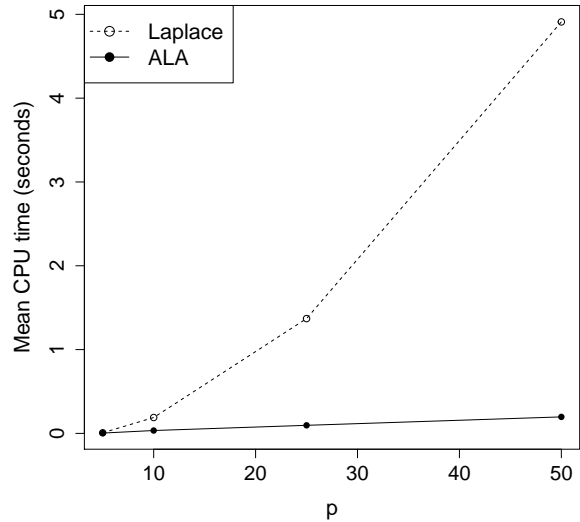
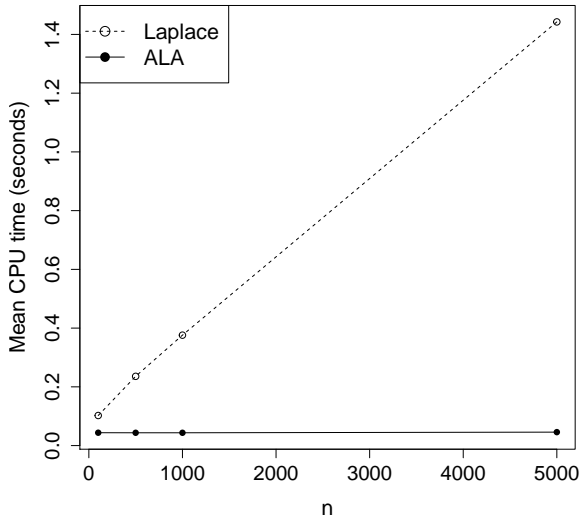


FIGURE S1. Poisson simulation. The top panels show the average run time (seconds) in a single-core i7 processor with Ubuntu 21.04 operating system, and the bottom panels the average posterior inclusion probabilities for variables that are truly active ( $\beta_j^* \neq 0$ ) and truly inactive ( $\beta_j^* = 0$ ). The left panels correspond to fixed  $p = 10$  and various  $n$ , and the right panels to fixed  $n = 500$  and various  $p$

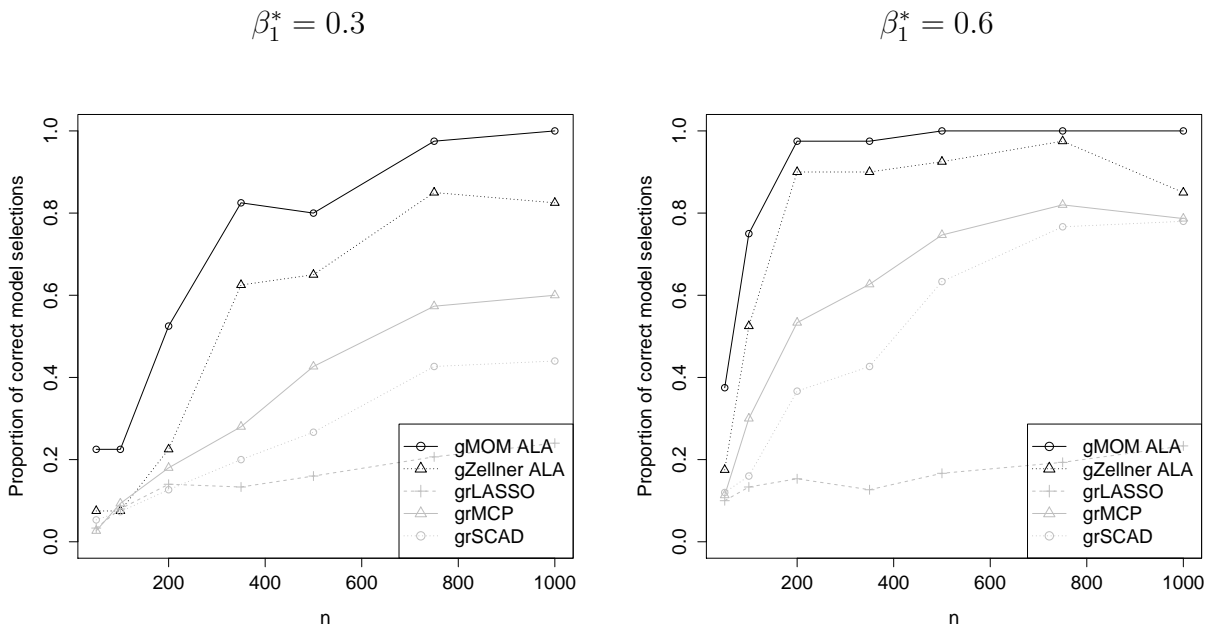


FIGURE S2. Proportion of correct model selection for Gaussian simulation with  $J = 5$  groups, 1 categorical and  $J - 1$  continuous covariates

effects were hispanic, race, citizenship and occupation. The interactions were female vs. marital, race and difficulty, marital status vs age, citizenship and hours worked, hispanic vs. citizenship and worker class, age vs citizen, class worker vs age, moving state and hours worked, and hours worked vs education, age, firmsize and moving state.

-----  
Female (female)

0	1
45798	43957

-----  
Hispanic origin (hispanic)

0	1
72001	17754

-----  
Marital status (marital)

Divorced	Married	NeverMarried	Separated	Widowed
9088	54068	23419	1986	1194

-----  
Education level (edu)

Adv	CG	HSD	No HSD	ProfD	SC
-----	----	-----	--------	-------	----

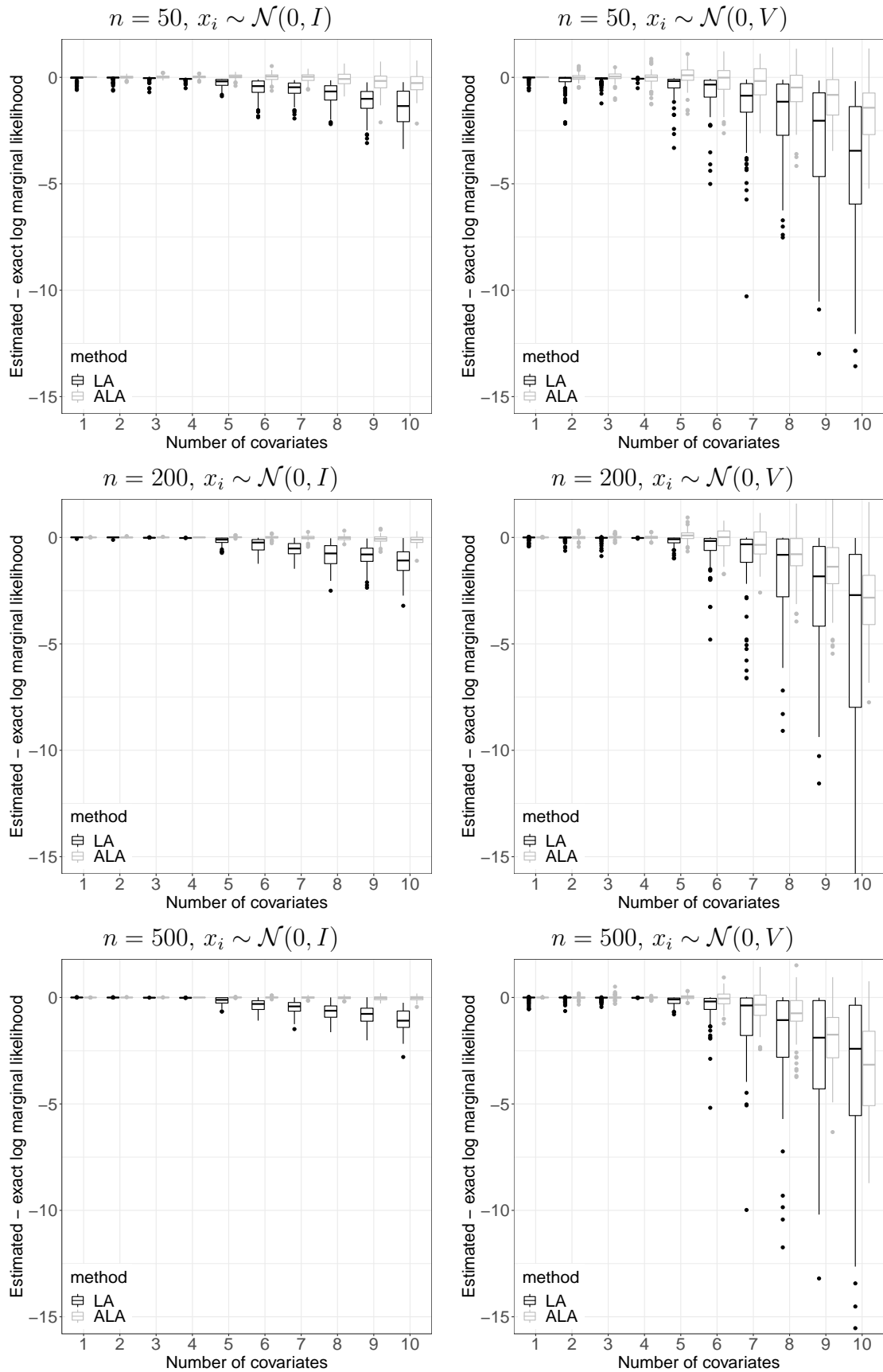


FIGURE S3. Simulated linear regression, gMOM prior. Mean error  $\log(\tilde{p}^N(y | \gamma)/p^N(y | \gamma))$  for  $x_i \sim \mathcal{N}(0, I)$  and  $x_i \sim \mathcal{N}(0, V)$ , random non-diagonal  $V$

9245 21021 26054 7438 966 25031

No HSD: no high-school diploma; HSD: high-school diploma; ProfD: professional degree; SC: some college; CG: college graduate; Adv: advanced degree (MSc/PhD)

-----  
Age (age)

18	19	20	21	22	23	24	25	26	27	28	29	30	31	32	33
313	578	863	1009	1253	1510	1737	1949	1907	2083	2178	2304	2252	2260	2217	2259
34	35	36	37	38	39	40	41	42	43	44	45	46	47	48	49
2283	2379	2264	2388	2470	2419	2540	2413	2277	2276	2346	2389	2355	2357	2386	2300
50	51	52	53	54	55	56	57	58	59	60	61	62	63	64	65
2206	2163	2040	1999	2077	1977	1832	1656	1635	1537	1374	1292	1084	1004	764	601

-----  
Race (race)

Asian	Black Hawaiian/Pacific Islander	
6388	11403	533
Native American	White	
1179	70252	

-----  
Citizenship status (citizen)

Born abroad, US parents	Born US	Citizen
805	71581	7964
Not citizen		
9405		

-----  
Nativity status (nativity)

Foreign born	Foreign parents	One native parent	Two native parents
18770	4451	2872	63573
Unknown			
89			

-----  
Occupation (occ)

architect/engineer	arts/sports/media	business operations	computer/maths
1644	1362	2399	3318
construction	education	extraction	farming
5072	5508	143	559
finance	food	health	installation
2332	3537	7866	3596
legal	maintenance	management	office
926	3460	8681	13031
personal care	production	protective	sales
2427	6326	1990	7310
science	social service	technician	transportation
1002	1788	392	5086



-----  
 Firm size (firmsize)

0	1 (1-24)	2 (25-99)	3 (100-499)	4 (500-999)	5 (>1000)
1424	23023	9071	12191	5102	38944

-----  
 Presence of any impairment/difficulty (difficulty)

0	1
87380	2375

-----  
 Class of worker (classworker)

Government employee	Other	Self-employed	Wage/salary
15615	1455	4816	67869

-----  
 Moved state (movedstate)

From out US	From US	No
238	8820	80697

-----  
 Number of hours worked / week (hoursworked)

35	36	37	38	39	40
4505	1814	765	1680	237	80754

	MLE	95% CI
age	-0.32	(-0.364,-0.281)
female	0.33	(0.248,0.41)
difficulty	0.34	(0.154,0.533)
hispanic	0.25	(0.149,0.344)
hours worked	-0.10	(-0.125,-0.07)
Marital status		
Divorced	0	
Married	-0.76	(-0.871,-0.644)
NeverMarried	-0.31	(-0.43,-0.184)
Separated	0.24	(0.061,0.424)
Widowed	-0.21	(-0.525,0.096)
Education		
No HSD	0	
HSD	-0.59	(-0.688,-0.493)
ProfD	-1.83	(-2.552,-1.117)
SC	-0.96	(-1.077,-0.85)
CG	-1.44	(-1.585,-1.294)
Adv	-1.99	(-2.251,-1.731)

Race		
Asian	0	
Black	0.53	(0.347,0.707)
Hawaiian/Pacific Islander	-0.01	(-0.446,0.431)
Native American	0.71	(0.436,0.984)
White	-0.03	(-0.202,0.14)
Citizenship		
Born abroad, US parents	0	
Born US	0.61	(0.093,1.135)
Citizen	0.77	(0.24,1.304)
Not citizen	1.15	(0.62,1.671)
Occupation		
architect/Engineer	0	
arts/sports/media	0.68	(0.017,1.342)
business operations	-0.15	(-0.84,0.549)
computer/math	-0.08	(-0.753,0.593)
construction	0.88	(0.283,1.466)
education	0.99	(0.381,1.593)
extraction	0.74	(-0.311,1.786)
farming	1.30	(0.668,1.941)
finance	-0.14	(-0.838,0.568)
food	1.37	(0.782,1.96)
health	0.65	(0.056,1.241)
installation	0.59	(-0.016,1.201)
legal	-0.85	(-1.923,0.219)
maintenance	1.19	(0.596,1.781)
management	0.27	(-0.329,0.868)
office	0.38	(-0.208,0.969)
personal care	1.02	(0.418,1.617)
production	0.74	(0.153,1.334)
protective	0.62	(-0.03,1.275)
sales	0.87	(0.283,1.459)
science	0.54	(-0.235,1.319)
social service	0.74	(0.085,1.395)
technician	0.39	(-0.563,1.346)
transportation	0.86	(0.271,1.454)
Firm size		
0	0	
1-24	-0.37	(-1.209,0.46)
25-99	-0.63	(-1.474,0.213)
100-499	-0.85	(-1.694,-0.006)
500-999	-0.73	(-1.581,0.12)
>1000	-0.77	(-1.614,0.065)
Worker class		
Wage/salary	0	
Self-employed	0.73	(0.591,0.863)

Gov employee	-0.44	(-0.589,-0.283)
Other	2.08	(1.247,2.905)
<hr/>		
Moved state		
From out US	0	
From US	-0.84	(-1.224,-0.451)
No	-1.35	(-1.733,-0.973)

Table S1: Model selected by ALA in poverty line example. Point estimates and 95% confidence intervals from a maximum likelihood fit

	MLE	95% CI
female	0.93	(0.655,1.202)
hispanic	0.49	(-0.29,1.272)
maritalMarried	-0.08	(-1.534,1.368)
maritalNeverMarried	-0.25	(-1.698,1.194)
maritalSeparated	-14.19	(-1166.616,1138.246)
maritalWidowed	-0.14	(-1.13,0.842)
eduHSD	-0.33	(-1.32,0.661)
eduProfD	-10.74	(-200.424,178.944)
eduSC	0.67	(-0.524,1.854)
eduCG	-0.05	(-1.115,1.01)
eduAdv	-0.19	(-1.645,1.257)
age	-0.36	(-0.406,-0.324)
raceBlack	0.32	(0.142,0.493)
raceHawaiian/Pacific Islander	-0.03	(-0.452,0.39)
raceNative American	0.49	(0.221,0.754)
raceWhite	-0.15	(-0.322,0.011)
citizenBorn US	0.50	(0.005,0.993)
citizenCitizen	0.62	(0.112,1.121)
citizenNot citizen	0.99	(0.496,1.493)
occarts/sports/media	1.04	(0.387,1.703)
occbusiness operations	0.11	(-0.578,0.803)
occcomputer/math	0.04	(-0.625,0.709)
occcconstruction	1.29	(0.705,1.885)
occceducation	1.12	(0.519,1.724)
occcextraction	0.92	(-0.095,1.929)
occcfarming	1.63	(0.996,2.26)
occcfinance	0.16	(-0.54,0.855)
occcfood	1.61	(1.025,2.2)
occchealth	0.91	(0.315,1.497)
occcinstallation	0.89	(0.281,1.493)
occclegal	-0.45	(-1.507,0.612)
occcmaintenance	1.56	(0.975,2.155)
occcmanagement	0.66	(0.064,1.255)
occcoffice	0.65	(0.062,1.235)

occpersonal care	1.51	(0.918,2.11)
occproduction	1.04	(0.454,1.631)
occprotective	0.59	(-0.053,1.236)
occsales	1.24	(0.658,1.829)
ocscience	0.62	(-0.152,1.391)
occsocial service	0.94	(0.289,1.593)
octechnician	0.51	(-0.434,1.461)
occtransportation	1.19	(0.597,1.776)
difficulty1	0.34	(0.161,0.528)
movedstateFrom US	-1.03	(-2.637,0.571)
movedstateNo	-1.62	(-3.198,-0.036)
hoursworked	-0.11	(-0.138,-0.084)
female:hispanic	-0.18	(-0.34,-0.017)
female:maritalMarried	-1.19	(-1.431,-0.944)
female:maritalNeverMarried	0.02	(-0.212,0.26)
female:maritalSeparated	0.01	(-0.386,0.402)
female:maritalWidowed	0.04	(-0.781,0.857)
hispanic:maritalMarried	0.46	(0.18,0.729)
hispanic:maritalNeverMarried	-0.04	(-0.304,0.229)
hispanic:maritalSeparated	0.27	(-0.126,0.665)
hispanic:maritalWidowed	0.33	(-0.384,1.034)
female:eduHSD	-0.08	(-0.272,0.114)
female:eduProfD	0.24	(-1.261,1.732)
female:eduSC	-0.15	(-0.374,0.071)
female:eduCG	-0.66	(-0.933,-0.38)
female:eduAdv	-0.86	(-1.389,-0.338)
maritalMarried:eduHSD	-0.30	(-0.64,0.046)
maritalNeverMarried:eduHSD	-0.19	(-0.526,0.154)
maritalSeparated:eduHSD	-0.13	(-0.609,0.346)
maritalWidowed:eduHSD	-0.30	(-1.114,0.52)
maritalMarried:eduProfD	10.53	(-179.127,200.195)
maritalNeverMarried:eduProfD	8.68	(-180.987,198.35)
maritalSeparated:eduProfD	-1.23	(-486.004,483.542)
maritalWidowed:eduProfD	1.33	(-746.496,749.153)
maritalMarried:eduSC	-0.78	(-1.145,-0.41)
maritalNeverMarried:eduSC	-0.52	(-0.869,-0.162)
maritalSeparated:eduSC	-0.17	(-0.691,0.345)
maritalWidowed:eduSC	-0.37	(-1.24,0.508)
maritalMarried:eduCG	-0.64	(-1.095,-0.182)
maritalNeverMarried:eduCG	-0.47	(-0.91,-0.027)
maritalSeparated:eduCG	-0.55	(-1.353,0.262)
maritalWidowed:eduCG	0.00	(-1.141,1.147)
maritalMarried:eduAdv	-0.89	(-1.658,-0.127)
maritalNeverMarried:eduAdv	-0.55	(-1.306,0.205)
maritalSeparated:eduAdv	-1.39	(-3.487,0.715)
maritalWidowed:eduAdv	-0.10	(-2.267,2.057)
hispanic:movedstateFrom US	-0.49	(-1.259,0.269)

hispanic:movedstateNo	-0.32	(-1.063,0.423)
maritalMarried:movedstateFrom US	-0.01	(-1.449,1.427)
maritalNeverMarried:movedstateFrom US	0.39	(-1.041,1.814)
maritalSeparated:movedstateFrom US	14.68	(-1137.747,1167.115)
maritalWidowed:movedstateFrom US	0.19	(-0.768,1.14)
maritalMarried:movedstateNo	0.21	(-1.211,1.623)
maritalNeverMarried:movedstateNo	0.37	(-1.042,1.782)
maritalSeparated:movedstateNo	14.53	(-1137.9,1166.962)
eduHSD:movedstateFrom US	-0.02	(-0.985,0.947)
eduProfD:movedstateFrom US	-0.41	(-3.5,2.671)
eduSC:movedstateFrom US	-1.09	(-2.26,0.08)
eduCG:movedstateFrom US	-0.53	(-1.549,0.491)
eduAdv:movedstateFrom US	-0.67	(-2.041,0.702)
eduHSD:movedstateNo	-0.04	(-0.977,0.908)
eduProfD:movedstateNo	-1.56	(-4.357,1.238)
eduSC:movedstateNo	-1.09	(-2.24,0.053)
eduCG:movedstateNo	-0.61	(-1.594,0.373)
eduAdv:movedstateNo	-0.87	(-2.154,0.419)

---

Table S3: Model selected by ALA in poverty line example.  
Point estimates and 95% confidence intervals from a maximum likelihood fit

## REFERENCES

- Sergey Bakin. *Adaptive regression and model selection in data mining problems*. PhD thesis, The Australian National University, Canberra, Australia, 5 1999.
- M.M. Barbieri and J.O. Berger. Optimal predictive model selection. *The Annals of Statistics*, 32(3):870–897, 2004.
- Jacob Bien, Jonathan Taylor, and Robert Tibshirani. A LASSO for hierarchical interactions. *Annals of statistics*, 41(3):1111–1141, 2013.
- Patrick Breheny and Jian Huang. Group descent algorithms for nonconvex penalized linear and logistic regression models with grouped predictors. *Statistics and Computing*, 25:173–187, 2015.
- J. Burridge. A note on maximum likelihood estimation for regression models using grouped data. *Journal of the Royal Statistical Society B*, 43(1):41–45, 1981.
- A. Calon, E. Espinet, S. Palomo-Ponce, D.V.F. Tauriello, M. Iglesias, M.V. Céspedes, M. Sevillano, C. Nadal, P. Jung, X.H.-F. Zhang, D. Byrom, A. Riera, D. Rossell, R. Mangués, J. Massague, E. Sancho, and E. Batlle. Dependency of colorectal cancer on a tgf-beta-driven programme in stromal cells for metastasis initiation. *Cancer Cell*, 22(5):571–584, 2012.
- Peter Carbonetto and Matthew Stephens. Scalable variational inference for Bayesian variable selection in regression, and its accuracy in genetic association studies. *Bayesian analysis*, 7(1):73–108, 2012.
- I. Castillo, J. Schmidt-Hieber, and A.W. van der Vaart. Bayesian linear regression with sparse priors. *The Annals of Statistics*, 43(5):1986–2018, 2015.

	$P(\gamma_j = 1   y)$ (LA)	$\tilde{P}(\gamma_j = 1   y)$ (ALA)
female	1.000	1.000
hispanic	1.000	1.000
marital	1.000	1.000
education	1.000	1.000
age	1.000	1.000
race	1.000	1.000
citizen	1.000	1.000
occupation	1.000	1.000
firmsize	1.000	1.000
classworker	1.000	1.000
movedstate	1.000	1.000
hoursworked	1.000	1.000
female:marital	1.000	1.000
female:edu	0.982	0.996
difficulty	0.979	0.936
hispanic:marital	1.000	0.530
female:hispanic	0.501	0.989
maritalMarried:edu	0.000	1.000
hispanic:movedstate	0.000	1.000
maritalMarried:movedstate	0.000	1.000
edu:movedstate	0.000	1.000
edu:firmsize	0.990	0.000
female:race	0.211	0.000
hispanic:firmsize	0.087	0.000
hispanic:race	0.018	0.000
race:movedstate	0.000	0.009
female:movedstate	0.000	0.007
female:firmsize	0.005	0.000
nativity	0.001	0.000

TABLE S2. Poverty data. Terms with either LA or ALA marginal posterior inclusion probability  $> 0.001$

A.P. Dawid. The trouble with Bayes factors. Technical report, University College London, 1999.

J. Fan and R. Li. Variable selection via nonconcave penalized likelihood and its oracle properties. *Journal of the American Statistical Association*, 96:1348–1360, 2001.

Sarah Flood, Miriam King, Renae Rodgers, Steven Ruggles, and J Robert Warren. Integrated public use microdata series, current population survey: Version 7.0 [dataset]. *Minneapolis, MN: IPUMS*, 2020. doi: 10.18128/D030.V7.0.

J.E. Griffin, Latuszynski, and M. F. J. Steel. In search of lost (mixing) time: Adaptive Markov chain monte carlo schemes for Bayesian variable selection with very large p.

- Biometrika*, (in press), 2020.
- F.E. Harrell Jr., K.L. Lee, and D.B. Mark. Multivariable prognostic models: issues in developing models, evaluating assumptions and adequacy, and measuring and reducing errors. *Statistics in medicine*, 15(4):361–387, 1996.
- N.L. Hjort and D. Pollard. Asymptotics for minimisers of convex processes. *arXiv*, 1107.3806:1–24, 2011.
- D. Hsu, S. Kakade, and T. Zhang. A tail inequality for quadratic forms of subgaussian random vectors. *Electronic Communications in Probability*, 17(52):1–6, 2012.
- Xichen Huang, Jin Wang, and Feng Liang. A variational algorithm for Bayesian variable selection. *arXiv*, 1602.07640:1–33, 2016.
- V.E. Johnson. Uniformly most powerful bayesian tests. *Annals of statistics*, 41(4):1716–1741, 2013.
- V.E. Johnson and D. Rossell. On the use of non-local prior densities for default Bayesian hypothesis tests. *Journal of the Royal Statistical Society B*, 72:143–170, 2010.
- V.E. Johnson and D. Rossell. Bayesian model selection in high-dimensional settings. *Journal of the American Statistical Association*, 24(498):649–660, 2012.
- Michael I Jordan, Zoubin Ghahramani, Tommi S Jaakkola, and Lawrence K Saul. An introduction to variational methods for graphical models. *Machine learning*, 37(2): 183–233, 1999.
- R. Kan. From moments of sum to moments of product. *Journal of Multivariate Analysis*, 99:542–554, 2008.
- R.E. Kass, L. Tierney, and J.B. Kadane. The validity of posterior expansions based on Laplace’s method. *Bayesian and likelihood methods in statistics and econometrics*, 7: 473–488, 1990.
- P.-L. Loh. Statistical consistency and asymptotic normality for high-dimensional robust  $m$ -estimators. *The Annals of Statistics*, 45(2):866–896, 2017.
- Thomas Peter Minka. *A family of algorithms for approximate Bayesian inference*. PhD thesis, Massachusetts Institute of Technology, 4 2001.
- Robb J Muirhead. *Aspects of multivariate statistical theory*. John Wiley & Sons, 2009.
- N.N. Narisetty and X. He. Bayesian variable selection with shrinking and diffusing priors. *The Annals of Statistics*, 42(2):789–817, 2014.
- M.H. Rahaman-Khan and J.E.H. Shaw. Variable selection for accelerated lifetime models with synthesized estimation techniques. *Statistical Methods in Medical Research*, 28(3): 937–952, 2019.
- D. Rossell. A framework for posterior consistency in model selection. *arXiv*, 1806.04071: 1–58, 2018.
- D. Rossell and F.J. Rubio. Tractable bayesian variable selection: beyond normality. *Journal of the American Statistical Association*, 113(524):1742–1758, 2018.
- D. Rossell and F.J. Rubio. Additive Bayesian variable selection under censoring and misspecification. *arXiv*, 1907.13563:1–57, 2019.
- D. Rossell and D. Telesca. Non-local priors for high-dimensional estimation. *Journal of the American Statistical Association*, 112:254–265, 2017.

- D. Rossell, D. Telesca, and V.E. Johnson. High-dimensional Bayesian classifiers using non-local priors. In *Statistical Models for Data Analysis XV*, pages 305–314. Springer, 2013.
- H. Rue, S. Martino, and N. Chopin. Approximate Bayesian inference for latent Gaussian models by using integrated nested Laplace approximations. *Journal of the Royal Statistical Society B*, 71(2):319–392, 2009.
- E. Ruli, N. Sartori, and L. Ventura. Improved Laplace approximation for marginal likelihoods. *Electronic Journal of Statistics*, 10(2):3986–4009, 2016.
- F. Scheipl, L. Fahrmeir, and T. Kneib. Spike-and-slab priors for function selection in structured additive regression models. *Journal of the American Statistical Association*, 107(500):1518–1532, 2012.
- G. Schwarz. Estimating the dimension of a model. *Annals of Statistics*, 6:461–464, 1978.
- J.G. Scott and J.O. Berger. An exploration of aspects of Bayesian multiple testing. *Journal of Statistical Planning and Inference*, 136(7):2144–2162, July 2006. doi: 10.1016/j.jspi.2005.08.031. URL <http://dx.doi.org/10.1016/j.jspi.2005.08.031>.
- M. Shin, A. Bhattacharya, and V.E. Johnson. Scalable Bayesian variable selection using nonlocal prior densities in ultrahigh-dimensional settings. *Statistica Sinica*, 28(2):1053–1078, 2018.
- M.J. Silvapulle and J. Burridge. Existence of maximum likelihood estimates in regression models for grouped and ungrouped data. *Journal of the Royal Statistical Society B*, 48(1):100–106, 1986.
- N. Simon, J. Friedman, T. Hastie, and R. Tibshirani. Regularization paths for Cox’s proportional hazards model via coordinate descent. *Journal of Statistical Software*, 39(5):1, 2011.
- G. Stelzer, N. Rosen, I. Plaschkes, S. Zimmerman, M. Twik, S. Fishilevich, T.I. Stein, R. Nudel, I. Lieder, Y. Mazor, S. Kaplan, D. Dahary, D. Warshawsky, Y. Guan-Golan, A. Kohn, N. Rappaport, M. Safran, and D. Lancet. The Genecards suite: from gene data mining to disease genome sequence analyses. *Current protocols in Bioinformatics*, 54(1):1–30, 2016.
- A.W. van der Vaart. *Asymptotic statistics*. Cambridge University Press, New York, 1998.
- Y. Yang, M.J. Wainwright, and M.I. Jordan. On the computational complexity of high-dimensional Bayesian variable selection. *The Annals of Statistics*, 44(6):2497–2532, 2016.
- G. Zanella and G. Roberts. Scalable importance tempering and Bayesian variable selection. *Journal of the Royal Statistical Society B*, 81(3):489–517, 2019.
- C.-H. Zhang. Nearly unbiased variable selection under minimax concave penalty. *The Annals of Statistics*, 38(2):894–942, 2010.