

Semiparametric causal mediation analysis under unmeasured mediator-outcome confounding

BaoLuo Sun

Department of Statistics and Applied Probability, National University of Singapore

Abstract

Although the exposure can be randomly assigned in studies of mediation effects, any form of direct intervention on the mediator is often infeasible. As a result, unmeasured mediator-outcome confounding can seldom be ruled out. We propose semiparametric identification of natural direct and indirect effects in the presence of unmeasured mediator-outcome confounding by leveraging heteroskedasticity restrictions on the observed data law. For inference, we develop semiparametric estimators that remain consistent under partial misspecification of the observed data model. We illustrate the robustness of the proposed estimators through both simulations and an application to evaluate the effect of self-efficacy on fatigue among health care workers during the COVID-19 outbreak.

Keywords: Causal Inference; Natural direct effect; Natural indirect effect; Unmeasured confounding; Doubly robust.

1 Introduction

It is often of interest in the health and social sciences to investigate not only the total effect of a point exposure on an outcome, but also separate the indirect effect operating through a given post-exposure mediating variable from the direct effect of the exposure not through the mediator. Since the seminal work of Baron and Kenny (1986) in the context of linear structural equation models, the notions of natural indirect and direct effects have been formalized under the potential outcome framework (Robins and Greenland, 1992; Pearl, 2001), which allows parametric and semiparametric identification and inference for these causal estimands of interest (Imai et al., 2010b; Tchetgen Tchetgen and Shpitser, 2012; VanderWeele, 2015). Identification of natural indirect and direct effects typically require no unmeasured confounding of the exposure-mediator, exposure-outcome and mediator-outcome relationships (Robins and Greenland, 1992; Pearl, 2001; Robins, 2003; van der Laan and Petersen, 2008; Imai et al., 2010b). Although in principle one can rule out unmeasured confounding of the exposure-mediator and exposure-outcome relationships by design when the exposure assignment is randomized, it is often infeasible to directly manipulate the mediator. As a result, numerous researchers have developed sensitivity analysis (Imai et al., 2010a; VanderWeele, 2010; Tchetgen Tchetgen and Shpitser, 2012; Ding and Vanderweele, 2016) and bounds (Sjölander, 2009; Robins and Richardson, 2010) to assess the impact of departures from the no unmeasured mediator-outcome confounding assumption.

Identification of causal mediation mechanisms under unmeasured mediator-outcome confounding can sometimes be achieved through the principal stratification approach (Gallop et al., 2009; Mattei and Mealli, 2011) or by leveraging ancillary variables that satisfy certain exclusion restrictions (Imai et al., 2013; Burgess et al., 2015; Frölich and Huber, 2017). A major strand of work in

the health sciences uses baseline covariates interacted with random exposure assignment as instrumental variables for the effect of the mediator on the outcome (Ten Have et al., 2007; Dunn and Bentall, 2007; Albert, 2008; Small, 2012; Zheng and Zhou, 2015); see also the commentary by Ogburn (2012). The method requires the effect of the exposure on the mediator to vary, but that the direct effect of the exposure on the outcome does not vary (exclusion restriction), within strata of the chosen baseline covariates. These assumptions may be plausible under specific settings based on subject matter expertise, although in general exclusion restriction is not empirically verifiable without further assumptions (VanderWeele, 2015).

Recently, there has been growing interest in econometrics and health sciences to use higher-order moment restrictions as a source of identification in linear structural models without exclusion restrictions (Rigobon, 2003; Klein and Vella, 2010; Lewbel, 2012; Tchetgen Tchetgen et al., 2020). However, to date few work has been done to extend the framework to causal mediation analysis under unmeasured mediator-outcome confounding. An exception is Fulcher et al. (2019), who considered estimation of the natural indirect effect under correctly modeled propensity score (Rosenbaum and Rubin, 1983). In this paper, we consider semiparametric identification of the natural indirect and direct effects by leveraging heteroscedasticity of the mediator with respect to the exposure. We propose doubly robust G-estimators (Robins, 1994) which remain consistent when various strict subsets of the nuisance parameters are correctly modeled, and illustrate the robustness through both simulations and a real data example. Although the proposed framework may be considered when valid instruments cannot be established on substantive grounds, it does impose untestable outcome and mediator structural restrictions. As such, it is also important to supplement any inference with sensitivity analysis, which we discuss in section 5.

2 Model and assumptions

Suppose that (O_1, \dots, O_n) are independent and identically distributed observations of $O = (Y, D, M, X)$ from a population of interest, where Y is an outcome variable, D is a binary variable encoding the presence ($D = 1$) or absence of exposure ($D = 0$), and X is a vector of measured baseline covariates not affected by the exposure. In addition, let U denote a set of unmeasured baseline covariates not affected by the exposure. We are interested in the indirect effect of D on Y through the mediating variable M . Let \mathcal{Y} , \mathcal{D} , \mathcal{M} , \mathcal{X} and \mathcal{U} denote the support of the distributions of Y , D , M , X and U respectively. We use the potential outcomes framework (Neyman, 1923; Rubin, 1974) to define the mediation effects of interest. Let Y_{dm} denote the potential outcome that would be observed if $D = d \in \mathcal{D}$ and $M = m \in \mathcal{M}$. Similarly, let M_d denote the potential mediator value that would be observed when exposure takes value $D = d$. The potential outcomes are related to the observed data via the consistency assumptions $Y = Y_{dm}$ if $D = d$ and $M = m$, and $M = M_d$ if $D = d$. Robins and Greenland (1992), Pearl (2001) and Robins (2003) defined what are now often called the population natural indirect and direct effects, given by

$$\psi_{nie} = E(Y_{1M_1} - Y_{1M_0}), \quad \psi_{nde} = E(Y_{1M_0} - Y_{0M_0}); \quad (1)$$

respectively. The natural indirect and direct effects are particularly relevant for describing the underlying mechanism by which the exposure operates, as their sum equals the population total effect $E(Y_{1M_1} - Y_{0M_0})$.

To uniquely identify the mediation estimands in (1) from the observed data law, Pearl (2001) assumed that for all $d, d^* \in \mathcal{D}$ and $m \in \mathcal{M}$,

$$Y_{dm} \perp D|X, \quad M_d \perp D|X, \quad Y_{dm} \perp M|(D, X), \quad Y_{dm} \perp M_{d^*}|X, \quad (2)$$

under which

$$E(Y_{dM_{d^*}}) = \iint_{\mathcal{M} \times \mathcal{X}} E(Y|D = d, M = m, X = x) dF_{M|D=d^*, X=x}(m) dF_X(x), \quad (3)$$

where $F_X, F_{M|D,X}$ denote the distribution function of X and the conditional distribution function of M given (D, X) respectively (Pearl, 2001; Imai et al., 2010b; VanderWeele, 2015). Although the first two assumptions in (2) generally hold when the exposure is randomly assigned given values of X , the third and fourth assumptions in (2) may be violated in practice, as it is often infeasible to randomize or intervene on the mediator. Following Ding and Vanderweele (2016), we assume that (X, U) jointly ensures (2) while the exposure is randomized within strata of X , either by design or through some natural experiments (Hernán and Robins, 2006).

Assumption 1 (Latent ignorability). *For all $d, d^* \in \mathcal{D}$ and $m \in \mathcal{M}$,*

$$Y_{dm} \perp D|(X, U), \quad M_d \perp D|(X, U), \quad Y_{dm} \perp M|(D, X, U), \quad Y_{dm} \perp M_{d^*}|(X, U), \quad (4)$$

and the conditional independence $U \perp D|X$ holds.

Figure 1 depicts the causal diagram for such a scenario. Under Assumption 1,

$$E(Y_{dM_{d^*}}) = \iiint_{\mathcal{M} \times \mathcal{X} \times \mathcal{U}} E(Y|D = d, M = m, X = x, U = u) \times \\ \times dF_{M|D=d^*, X=x, U=u}(m) dF_{X,U}(x, u), \quad (5)$$

which clearly cannot be identified from the observed data law without further assumptions. Ding and Vanderweele (2016) developed a sensitivity technique that yields sharp bounds on the mediation effects without any assumptions on U . Ten Have et al. (2007) considered identification and estimation of direct effects under the the rank preserving outcome structural model

$$Y = \beta M + \gamma D + \gamma^*(X, U, \varepsilon), \quad (\beta, \gamma)^T \in \mathbb{R}^2, \quad \varepsilon \perp (D, M, X, U), \quad (6)$$

which has been generalized by Small (2012) and Zheng and Zhou (2015) to accommodate effect heterogeneity. In this paper, we consider identification of both the indirect and direct natural effects under the following pair of outcome and mediator structural models.

Assumption 2 (Structural models).

$$E(M|D = d, X = x, U = u) = \alpha(x)d + \alpha^*(x, u), \\ E(Y|D = d, M = m, X = x, U = u) = \beta(x)m + \gamma(x)d + \gamma^*(x, u), \quad (7)$$

where $(\alpha, \alpha^*, \beta, \gamma, \gamma^*)$ are unknown measurable and square-integrable functions.

We note that (6) is a special case of the outcome structural model in (7). The effect parameters (α, β, γ) in (7) are unrestricted except that they do not vary with U on the mean additive scale, an assumption which is closely related to the notion of “no essential heterogeneity” in the econometrics literature (Heckman et al., 2006). As discussed in Zheng and Zhou (2015), no essential heterogeneity may be more realistic than (2) in many applications where U is more likely to have main effects rather than interaction effects on the mediator and outcome. Nonetheless, Assumption 2 cannot be settled a priori in practical settings, and we describe a semiparametric sensitivity analysis framework in section 5. Under Assumptions 1 and 2, ψ_{nie} equals

$$\iiint_{\mathcal{M} \times \mathcal{X} \times \mathcal{U}} \beta(x) m \{dF_{M|D=1, X=x, U=u}(m) - dF_{M|D=0, X=x, U=u}(m)\} dF_{X,U}(x, u) = E\{\alpha(X)\beta(X)\},$$

and similarly $\psi_{nde} = E\{\gamma(X)\}$.

Remark 1. *The proposed framework also accommodates a general exposure, in which case $E\{\alpha(X)\beta(X)\}$ and $E\{\gamma(X)\}$ encode the natural indirect and direct effects per unit increase in the exposure under Assumptions 1 and 2. These estimands provide useful summary of the mediation effects, as interventions at any two levels $d, d^* \in \mathcal{D}$ may not be practicable in causal mediation analysis with a general (e.g. continuous) exposure.*

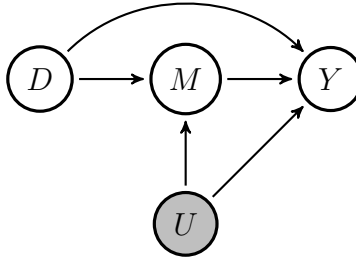


Figure 1: Causal diagram with unmeasured mediator-outcome confounding within strata of X .

3 Identification

Structural model (2) yields the observed data models

$$\begin{aligned} E(M|D = d, X = x) &= \alpha(x)d + \bar{\alpha}(x) \equiv \mu_m(d, x) \\ E\{\tilde{Y}(O; \beta)|D = d, X = x\} &= \gamma(x)d + \bar{\gamma}(x) \equiv \mu_y(d, x), \end{aligned} \tag{8}$$

where $\tilde{Y}(O; \beta) \equiv Y - \beta(X)M$, $\bar{\alpha}(x) \equiv E\{\alpha^*(X, U)|D, X = x\}$ and $\bar{\gamma}(x) \equiv E\{\gamma^*(X, U)|D, X = x\}$. To ease notation, let $\delta_m(O; \mu_m) = M - \mu_m(D, X)$ and $\delta_y(O; \beta, \mu_y) = \tilde{Y}(O; \beta) - \mu_y(D, X)$ denote the mediator and outcome disturbance functions respectively. The following lemma states the implications on the observed data law due to the structural assumptions discussed in section 2.

Lemma 1. *Under Assumptions 1 and 2, the conditional moment restrictions*

$$E\{\delta_m(O; \mu_m)|D, X\} = 0, \quad E\{\delta_y(O; \beta, \mu_y)|D, X\} = 0, \quad (9)$$

and the conditional mean independence restriction

$$E\{\delta_y(O; \beta, \mu_y)\delta_m(O; \mu_m)|D, X\} = \rho(X); \quad (10)$$

hold almost surely, where ρ is a square-integrable function mapping \mathcal{X} to \mathbb{R} .

Remark 2. *The parameter $\rho(x) = \text{cov}(\gamma^*(X, U), \alpha^*(X, U)|D, X = x)$ may be interpreted as encoding the degree of mediator-outcome unmeasured confounding within the subpopulation $\{X = x\}$, i.e. $\rho(x) = 0$ for all $x \in \mathcal{X}$ when either γ^* or α^* does not vary with U . A related parameter encoding the correlation between errors in the outcome and mediation regression models has previously been used in sensitivity analysis under unmeasured mediator-outcome confounding by Imai et al. (2010a).*

Remark 3. *An alternative identification approach based on (9) is to restrict the parameter space of (α, γ) under the instrumental variable framework. In this paper the parameters (μ_m, μ_y, β) are unrestricted, and therefore identification may be established even in the absence of observed baseline covariates.*

Once β is identified, $(\mu_m(F_O), \mu_y(F_O))$ can be identified through (9) and (10) as explicit functionals of the observed data distribution F_O . The following assumption ensures that the solution to (10) is unique.

Assumption 3 (Heteroscedasticity). $\sigma^2(D, X) \neq E\{\sigma^2(D, X)|X\}$ almost surely, where $\sigma^2(d, x) \equiv \text{var}(M|D = d, X = x)$.

Necessary conditions for assumption 3 to hold are heteroscedasticity, $\sigma(0, X)^2 \neq \sigma(1, X)^2$, and non-degeneracy, $\text{pr}(D = 1|X) \in (\epsilon, 1 - \epsilon)$ for some $\epsilon \in (0, 1/2)$, almost surely. Heteroscedasticity generally holds when there is a latent source of heterogeneity, independent of (X, U) , in the exposure effect on the mediator (Tchetgen Tchetgen et al., 2020). Non-degeneracy may hold by design when the exposure is randomly assigned.

Theorem 1. *Under model \mathcal{A} defined by Assumptions 1–3 and consistency, the parameters (μ_m, μ_y, β) are identified. Accordingly, the mediation estimands $\psi_{nie} = E\{\alpha(X)\beta(X)\}$ and $\psi_{nde} = E\{\gamma(X)\}$ are identified.*

4 Semiparametric inference

We construct estimating functions based on restriction (10), by following the G-estimation approach derived by Robins (1994) in the context of additive and multiplicative structural mean models. Our proposed G-estimator for ψ_{nie} is based on the augmented unconditional form

$$0 = E[h(X)\{D - \pi(X)\}\{\tilde{Y}(O; \beta)\delta_m(O; \mu_m) - \rho(X)\}]; \quad (11)$$

where h is an arbitrary square-integrable function mapping \mathcal{X} to \mathbb{R} and $\pi(x) \equiv \text{pr}(D = 1|X = x)$ denotes the propensity score. Because $E\{\mu_y(D, X)\delta_m(O; \mu_m)|D, X\} = 0$, we do not have to specify in (11) the nuisance parameter μ_y which encodes the direct effect of D on Y . On the other hand, we consider estimation of ψ_{nde} based on the augmented unconditional moment restriction

$$0 = E[h(X)\{D - \pi(X)\}\{\delta_y(O; \beta, \mu_y)M - \rho(X)\}]; \quad (12)$$

which does not involve the mediator regression nuisance parameter μ_m since $E\{\delta_y(O; \beta, \mu_y)\mu_m(D, X)|D, X\} = 0$.

4.1 Estimation of natural indirect effect

Throughout let $\hat{E}(\cdot)$ denote the empirical mean operator $\hat{E}\{G(O)\} = n^{-1} \sum_{i=1}^n G(O_i)$ for a square-integrable function $G(\cdot)$, and let ω^* denote the probability limit of an estimator $\hat{\omega}$. To construct a method of moments estimator based on the sample analogue of (11), we specify the parametric working models $\mathcal{M}_{nie} = \{\beta(x; \theta_\beta), \mu_m(d, x; \theta_m), \rho(x; \theta_\rho), \pi(x; \theta_\pi) : \theta_{nie} = (\theta_\beta^T, \theta_m^T, \theta_\rho^T, \theta_\pi^T)^T \in \Theta_{nie} \subset \mathbb{R}^{\dim(\theta_{nie})}\}$, where $\dim(\theta_{nie}) < \infty$ and Θ_{nie} is assumed to be a compact set. Let

$$\varphi_{nie}(O; \theta_{nie}) = \begin{bmatrix} \{f_\pi(X)(D - \pi(X; \theta_\pi)), f_m(D, X)\delta_m(O; \theta_m)\}^T \\ f_\rho^T(X)\{\tilde{Y}(O; \theta_\beta)\delta_m(O; \theta_m) - \rho(X; \theta_\rho)\} \\ f_\beta^T(X)(D - \pi(X; \theta_\pi))\{\tilde{Y}(O; \theta_\beta)\delta_m(O; \theta_m) - \rho(X; \theta_\rho)\} \end{bmatrix}, \quad (13)$$

where $f_v(x) = \partial v(x; \theta_v)/\partial \theta_v$ for $v \in \{\pi, \beta, \rho\}$ and $f_m(d, x) = \partial \mu_m(d, x; \theta_m)/\partial \theta_m$. The proposed G-estimator of ψ_{nie} is $\hat{\psi}_{nie}(\hat{\theta}_{nie}) = \hat{E}\{\alpha(X; \hat{\theta}_m)\beta(X; \hat{\theta}_\beta)\}$, where $\hat{\theta}_{nie} = (\hat{\theta}_\beta^T, \hat{\theta}_m^T, \hat{\theta}_\rho^T, \hat{\theta}_\pi^T)^T$ solves $0 = \hat{E}\{G_{nie}(O; \theta_{nie})\}$. The uniqueness of the solution to $E\{\varphi_{nie}(O; \theta_{nie})\}$ can be partly justified by the linearity of the first three components in $\varphi_{nie}(\cdot)$, which serve as estimating functions for the regression parameters $(\theta_\pi, \theta_m, \theta_\rho)$. For the last component, we require the matrix $E\{f_\beta^T(X)(D - \pi(X; \theta_\pi))M\delta_m(O; \theta_m^*)f_\beta(X)\}$ to have full rank. If the models in \mathcal{M}_{nie} are correctly specified, then this matrix is equivalent to $E\{f_\beta^T(X)(D - \pi(X))\sigma^2(D, X)f_\beta(X)\}$, which can be non-singular due to Assumption 3. More generally, we assume that the following condition holds.

$$E\{G_{nie}(O; \theta_{nie})\} = 0 \text{ only if } \theta_{nie} = \theta_{nie}^*, \text{ and } \theta_{nie}^* \text{ lies in the interior of } \Theta_{nie}. \quad (14)$$

Proposition 4.1. *Suppose condition (14) holds. Then under standard regularity conditions (Newey and McFadden, 1994), $\hat{\psi}_{nie}$ is consistent and asymptotically normal in model \mathcal{A} if either (i) $\{\beta, \mu_m, \pi\} \subset \mathcal{M}_{nie}$ or (ii) $\{\beta, \mu_m, \rho\} \subset \mathcal{M}_{nie}$.*

Remark 4. Under model \mathcal{A} ,

$$\rho(x) = E\{\tilde{Y}(O; \beta)\delta_m(O; \mu_m)|D, X = x\} = E\{\delta_y(O; \beta, \mu_y)M|D, X = x\}.$$

It follows that the parameterizations for $\pi(x)$ and $\rho(x)$ are variation independent in Propositions 4.1 and 4.2 below.

Remark 5. Inferences based on the propensity score-based estimator of the natural indirect effect proposed by Fulcher et al. (2019) may be viewed as special instances of $\hat{\psi}_{nie}$ obtained under the particular model specification $\rho(x; \theta_\rho) = 0$.

An appealing feature of $\hat{\psi}_{nie}$ is that the nuisance parameter μ_y which encodes the direct exposure effect can be left unspecified, although we need to specify low-dimensional parametric models for the separate set of nuisance parameters (π, ρ) . Remark 4 shows that it is possible for either working model to be correct a priori, thus giving the analyst two genuine opportunities, instead of one, to obtain valid inferences (Robins and Rotnitzky, 2001). In principle, we can also implement the estimator proposed by Fulcher et al. (2019) using a flexible data-adaptive estimator $\hat{\pi}$ of the propensity score and solve the sample version of

$$g(O; \hat{\pi}, \theta_\beta, \theta_m) = \{f_m(D, X)\delta_m(O; \theta_m), f_\beta(X)(D - \hat{\pi}(X))\tilde{Y}(O; \theta_\beta)\delta_m(O; \theta_m)\}^T. \quad (15)$$

However, the mean square convergence rate of $\hat{\pi}$ will typically be $O_p(n^{-r})$ with $r < 1/2$ due to bias from regularization and overfitting, and the resulting estimator $(\hat{\theta}_\beta^T, \hat{\theta}_m^T)^T$ which solves the empirical version of (15) cannot attain root- n consistency.

Recent work by Chernozhukov et al. (2018, 2020) shows that adding the influence function $\phi(O; \pi, \rho) = \{0, -f_\beta(X)(D - \pi(X))\rho(X)\}^T$ associated with nonparametric estimation of π to (15) can dampen the local effect of the first-step estimation of π . The impact of regularization bias and over-fitting is further mitigated by cross-fitting. We briefly describe the construction of such a debiased G-estimator. Let $(I_\ell)_{\ell=1}^L$ be a L -fold random partition of the observation indices $\{1, 2, \dots, n\}$, and let $\hat{\pi}_\ell$ and $\hat{\rho}_\ell$ be estimators that are constructed using all observations not in I_ℓ . The debiased G-estimator of ψ_{nie} is $\tilde{\psi}_{nie} = \hat{E}\{\alpha(X; \tilde{\theta}_m)\beta(X; \tilde{\theta}_\beta)\}$, where $(\tilde{\theta}_\beta^T, \tilde{\theta}_m^T)^T$ solves

$$0 = \frac{1}{n} \sum_{\ell=1}^L \sum_{i \in I_\ell} \{g(O_i; \hat{\pi}_\ell, \theta_\beta, \theta_m) + \phi(O_i; \hat{\pi}_\ell, \hat{\rho}_\ell)\}. \quad (16)$$

It can be shown that $\tilde{\psi}_{nie}$ is asymptotically normal under mild mean square consistency assumptions for $\hat{\pi}_\ell$ and $\hat{\rho}_\ell$ separately, as well as the rate condition $\|\hat{\pi}_\ell - \pi\| \|\hat{\rho}_\ell - \rho\| = o_p(n^{-1/2})$ where $\|\cdot\|$ denotes the mean square norm, even when the complexity of the nuisance parameter space is not tractable by standard empirical process methods (e.g. Vapnik-Chervonenkis and Donsker classes). Such rates are achievable for many highly data-adaptive machine learning methods, including Lasso (Tibshirani, 1996), gradient boosting trees (Friedman, 2001), random forests (Breiman, 2001; Wager and Athey, 2018) or ensembles of these methods.

4.2 Estimation of natural direct effect

Estimation of ψ_{nde} based on (12) entails working models for the outcome regression, $\mathcal{M}_{nde} = \{\beta(x; \theta_\beta), \mu_y(x; \theta_y), \rho(x; \theta_\rho), \pi(x; \theta_\pi) : \theta_{nde} = (\theta_\beta^T, \theta_y^T, \theta_\rho^T, \theta_\pi^T)^T \in \Theta_{nde} \subset \mathbb{R}^{\dim(\theta_{nde})}\}$. Let

$$\varphi_{nde}(O; \theta_{nde}) = \begin{bmatrix} \{f_\pi(X)(D - \pi(X; \theta_\pi)), f_y(D, X)\delta_y(O; \theta_\beta, \theta_y)\}^T \\ f_\rho^T(X)\{\delta_y(O; \theta_\beta, \theta_y)M - \rho(X; \theta_\rho)\} \\ f_\beta^T(X)(D - \pi(X; \theta_\pi))\{\delta_y(O; \theta_\beta, \theta_y)M - \rho(X; \theta_\rho)\} \end{bmatrix}. \quad (17)$$

The proposed G-estimator of ψ_{nde} is $\hat{\psi}_{nde}(\hat{\theta}_{nde}) = \hat{E}\{\tau_\alpha(X; \hat{\theta}_y)\}$, where $\hat{\theta}_{nde}$ solves $0 = \hat{E}\{\varphi_{nde}(O; \theta_{nde})\}$. For identification, we assume

$$E\{\varphi_{nde}(O; \theta_{nde})\} = 0 \text{ only if } \theta_{nde} = \theta_{nde}^*, \text{ and } \theta_{nde}^* \text{ lies in the interior of } \Theta_{nde}. \quad (18)$$

Proposition 4.2. *Suppose condition (18) holds. Then under standard regularity conditions (Newey and McFadden, 1994), $\hat{\psi}_{nde}$ is consistent and asymptotically normal in model \mathcal{A} if either (i) $\{\beta, \mu_y, \pi\} \subset \mathcal{M}_{nde}$ or (ii) $\{\beta, \mu_y, \rho\} \subset \mathcal{M}_{nde}$.*

5 Semiparametric sensitivity analysis

In this section we describe a semiparametric framework to assess the sensitivity of inferences to departures from the anchor scenario of no essential heterogeneity in Assumption 2. Suppose there is reason to believe that the exposure effect $\alpha(x, u)$ on the mediator varies with (X, U) . Then (10) no longer holds, but instead

$$E\{\delta_y(O; \beta, \mu_y)\delta_m(O; \mu_m)|D, X = x\} = \rho(x) + \lambda(x)D;$$

where $\lambda(x) = \text{cov}(\alpha(X, U), \gamma^*(X, U)|D, X = x)$. Inference about the natural indirect and direct effects can proceed by assuming that $\lambda(x)$ is known. Consider the parametric family of violations $\{\lambda(x; \theta_\lambda) : \theta_\lambda\}$ indexed by a finite dimensional parameter θ_λ with $\lambda(x; 0) = 0$. For a fixed value θ_λ^* , we implement the doubly robust estimator $\hat{\psi}_{nie}(\theta_\lambda^*)$ based on the estimating function

$$\varphi_{nie}(O; \theta_{nie}, \theta_\lambda^*) = \begin{bmatrix} f_\pi(X_i)(D - \pi(X; \theta_\pi)), f_m(D, X)\delta_m(O; \theta_m) \\ f_\rho^T(X)\{\tilde{Y}(O; \theta_\beta)\delta_m(O; \theta_m) - \rho(X; \theta_\rho)\} \\ f_\beta^T(X)(D - \pi(X; \theta_\pi))\{\tilde{Y}(O; \theta_\beta)\delta_m(O; \theta_m) - \rho(X; \theta_\rho) - \lambda(X; \theta_\lambda^*)D\} \end{bmatrix},$$

and $\hat{\psi}_{nde}(\theta_\lambda^*)$ based on an analogous modification of estimating function (17). A sensitivity analysis is then obtained by repeating this process and then reporting the sets $\{\hat{\psi}_{nie}(\theta_\lambda) : \theta_\lambda\}$, $\{\hat{\psi}_{nde}(\theta_\lambda) : \theta_\lambda\}$ with the associated confidence intervals. This framework may be readily extended to investigate departures from Assumption 2 for any (combination) of the causal effects (α, β, γ) .

6 Simulations

We perform simulations to study the pointwise properties of $\hat{\psi}_{nie}$ and its associated confidence intervals. We generate the covariates $X_1 \sim N(0, 1)$ and $X_2 \sim N(0, 1)$ independently. To investigate the impact of model misspecification, we also construct standardized versions of the transformed variables $X_j^* = X_j + \{\max(X_j, 0)\}^2$ for $j = 1, 2$, which ensures a one-to-one mapping between X_j and X_j^* . Consider the following scenarios:

(i) Generate

$$\begin{aligned} U|X &\sim N\{0, \sigma^2 = \exp(-1.2 + 0.8X_1 - 0.2X_2)\}, \\ D|X &\sim \text{Bernoulli}\{p = (1 + \exp(1 - 1.5X_1 + 0.3X_2))^{-1}\}, \\ M &= 1 + (1.5 + \varepsilon^m)D + 0.5U, \quad Y = 1 + D + 2M + U; \end{aligned}$$

where U is an unmeasured factor that induce mediator-outcome dependence, and the latent effect heterogeneity $\varepsilon^m \sim N(0, 1)$ is generated independently.

(ii) Generate (D, M, Y) as in (i), but generate $U|X \sim N\{0, \sigma^2 = \exp(-1.2 + 0.8X_1^* - 0.2X_2^*)\}$.

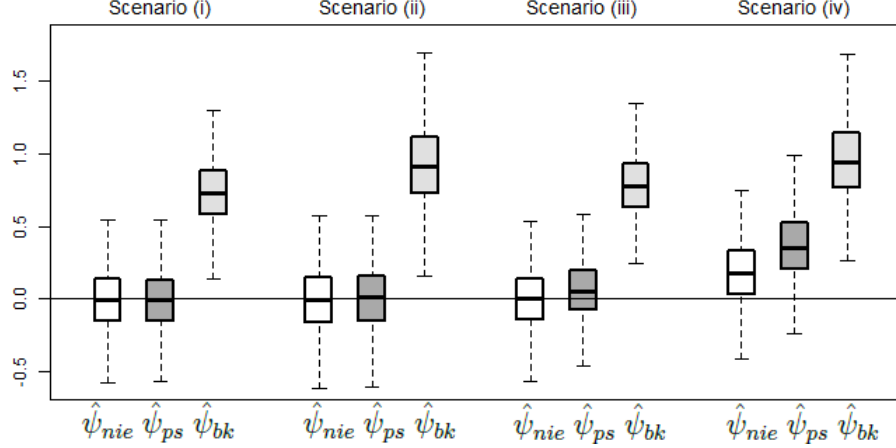


Figure 2: Boxplots of estimates of ψ_{nie} relative to 3.

Table 1: Coverage proportions based on 1000 replicates ($n = 600$).

	Scenario (i)			Scenario (ii)			Scenario (iii)			Scenario (iv)		
	$\hat{\psi}_{nie}$	$\hat{\psi}_{ps}$	$\hat{\psi}_{bk}$	$\hat{\psi}_{nie}$	$\hat{\psi}_{ps}$	$\hat{\psi}_{bk}$	$\hat{\psi}_{nie}$	$\hat{\psi}_{ps}$	$\hat{\psi}_{bk}$	$\hat{\psi}_{nie}$	$\hat{\psi}_{ps}$	$\hat{\psi}_{bk}$
Cov90	.891	.892	.028	.902	.894	.017	.901	.871	.027	.770	.540	.016
Cov95	.944	.946	.064	.947	.943	.043	.958	.948	.060	.844	.684	.038

Note: Cov90 or Cov95 is the coverage proportion of the 90% or 95% Wald confidence intervals.

(iii) Generate (U, M, Y) as in (i), but generate $D|X \sim \text{Bernoulli}\{p = (1 + \exp(1 - 1.5X_1^* + 0.3X_2^*))^{-1}\}$.

(iv) Generate (M, Y) as in (i), but generate $U|X \sim N\{0, \sigma = \exp(-1.2 + 0.8X_1^* - 0.2X_2^*)\}$, $D|X \sim \text{Bernoulli}\{p = (1 + \exp(1 - 1.5X_1^* + 0.3X_2^*))^{-1}\}$.

We implement the following estimators of $\psi_{nie} = 3$ with the working models in \mathcal{M}_{nie} correctly specified under scenario (i): the proposed doubly robust estimator $\hat{\psi}_{nie}$, the propensity score-based estimator $\hat{\psi}_{ps}$ (Fulcher et al., 2019) and the product of coefficients estimator $\hat{\psi}_{bk}$ (Baron and Kenny, 1986) which does not account for unmeasured mediator-outcome confounding. The working models can be classified as follows in the other scenarios: (ii) $\rho(x; \theta_\rho)$ is incorrect, (iii) $\pi(x; \theta_\pi)$ is incorrect and (iv) both models $\{\rho(x; \theta_\rho), \pi(x; \theta_\pi)\}$ are incorrect. Standard errors are obtained using the empirical sandwich estimator for generalized method of moments (Newey and McFadden, 1994).

We simulate 1000 replicates with sample size $n = 600$ for each scenario and summarize the results with bias boxplots in Fig. 2 as well as the coverage proportions of the Wald confidence intervals in Table 1. The estimators $\hat{\psi}_{nie}$ and $\hat{\psi}_{ps}$ perform similarly to each other in terms of absolute bias, variance and coverage in scenarios (i) and (ii), but $\hat{\psi}_{nie}$ yields noticeably smaller absolute biases and better coverage than $\hat{\psi}_{ps}$ in (iii) with incorrect propensity score model. The estimator $\hat{\psi}_{bk}$ shows large bias with coverage proportions below nominal values across scenarios (i)–(iv), in agreement with theory.

7 A data application

We apply the proposed methods in reanalysing an observational study investigating the mediating effect of posttraumatic stress disorder (PTSD) symptoms in the association between self-efficacy and fatigue among health care workers during the COVID-19 outbreak (Hou et al., 2020). The cross-sectional data was collected between March 13 and 20, 2020, from $n = 527$ health care workers in Anqing City, Anhui Province, China, which borders Hubei province, the epicenter of the COVID-19 outbreak. We refer interested readers to Hou et al. (2020) for further details on the study design. For this illustration, the exposure D takes on value 1 if self-efficacy is above the sample median of total scores on the General Self-Efficacy Scale, and 0 otherwise. PTSD symptoms (M) and fatigue (Y) are standardized total scores on the PTSD Checklist-Civilian Version and 14-item Fatigue Scale respectively. The vector of observed baseline covariates X consists of age, gender, marital status, education level, work experience (in years) and seniority, as well as level of negative coping dichotomized at the sample median.

We specify the working models $\pi(x; \theta_\pi) = \{1 + \exp(-\theta_\pi^T x)\}^{-1}$ and $\rho(x; \theta_\rho) = \exp(\theta_\rho^T x)$ for the nuisance parameters. Due to the limited sample size and because negative coping (X_{nc}) has been hypothesised as an important effect modifier of the exposure's effects on both the mediator and outcome (Hou et al., 2020), we further specify $\mu_m(d, x; \theta_m) = \theta_{m1}^T(1, x_{nc})^T d + \theta_{m2}^T x$, $\mu_y(d, x; \theta_y) = \theta_{y1}^T(1, x_{nc})^T d + \theta_{y2}^T x$ and $\beta(x; \theta_\beta) = \theta_\beta$. The Breusch-Pagan test for heteroskedasticity (Breusch and Pagan, 1979) based on the working model $\mu_m(d, x; \theta_m)$ and the same linear model for conditional variance, $\sigma^2(d, x; \theta_{\sigma^2}) = \theta_{\sigma^2,1}^T(1, x_{nc})^T d + \theta_{\sigma^2,2}^T x$, yields a p-value of 8.77×10^{-7} under the null hypothesis $H_0 : \theta_{\sigma^2,1}^T = 0$. Table 2 shows various estimates of the indirect and direct effects of self-efficacy on fatigue. The regression approach of Baron and Kenny (1986) yields an indirect effect estimate with 95% confidence interval $-.272 \pm .084$. This result suggests a significant mediating effect via PTSD symptoms in reducing fatigue, which is consistent with the original findings by Hou et al. (2020). The proposed doubly robust approach yields an indirect effect estimate close to 0, and the concomitant 95% confidence interval $.049 \pm .300$ includes 0. This suggests that we cannot rule out a null indirect effect after accounting for possible unmeasured common causes of PTSD and fatigue. The propensity-score based approach proposed by Fulcher et al. (2019) gives similar results. We illustrate the sensitivity analysis described in section 5 under the parametric family $\{\lambda(x; \theta_\lambda) = \theta_\lambda\}$, by evaluating $\hat{\psi}_{nie}(\theta_\lambda)$ over a range of values for θ_λ as shown in Fig. 3.

Table 2: Estimates of indirect and direct effects of self-efficacy on fatigue mediated though PTSD symptoms.

	DR	PS	BK
ψ_{nie}	.049 \pm .300	.047 \pm .294	-.272 \pm .084
ψ_{nde}	-.779 \pm .342	-.776 \pm .336	-.426 \pm .146

Note: Estimate $\pm 1.96 \times$ standard error. DR denotes the proposed doubly robust estimators $\hat{\psi}_{nie}$ and $\hat{\psi}_{nde}$. PS denotes the propensity score-based variants by setting $\rho(x; \theta_\rho) = 0$. BK denotes the product of coefficients method of Baron and Kenny (1986).

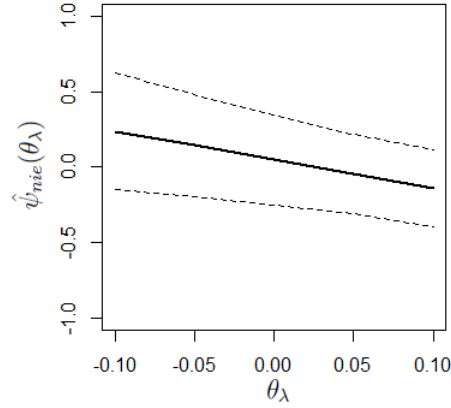


Figure 3: Plot of $\hat{\psi}_{nie}(\theta_\lambda)$ versus θ_λ (solid), with 95% pointwise confidence intervals (dashes).

8 Extensions

The proposed semiparametric framework extends to a binary mediator under the following log-linear structural model.

Assumption 2'

$$\begin{aligned} \log\{\text{pr}(M = 1|D = d, X = x, U = u)\} &= \alpha(x)d + \alpha^*(x, u), \\ E(Y|D = d, M = m, X = x, U = u) &= \beta(x)m + \gamma(x)d + \gamma^*(x, u). \end{aligned} \quad (19)$$

Under Assumptions 1 and 2', ψ_{nie} equals

$$\begin{aligned} &\iint \beta(x)\{\text{pr}(M = 1|D = 1, X = x, U = u) - \text{pr}(M = 1|D = 0, X = x, U = u)\}dF_{X,U}(x, u) \\ &= E[\beta(X)\{\exp(\alpha(X)) - 1\} \exp(\alpha^*(X, U))] = E[\beta(X)\{\exp(\alpha(X)) - 1\}\tilde{\alpha}(X)], \end{aligned}$$

where $\tilde{\alpha}(x) = E[\exp\{\alpha^*(X, U)\}|X = x] = E[M \exp\{-\alpha(X)D\}|X = x]$, and $\psi_{nde} = E\{\gamma(X)\}$. Let $\tilde{\delta}_m(O; \alpha, \tilde{\alpha}) = M \exp\{-\alpha(X)D\} - \tilde{\alpha}(X)$. Doubly robust G-estimation of (ψ_{nie}, ψ_{nde}) may proceed based on the following identifying restrictions, using methods analogous to those described in section 4.

Lemma 2. *Under Assumptions 1 and 2', the conditional moment restrictions*

$$E\{\tilde{\delta}_m(O; \alpha, \tilde{\alpha})|D, X\} = 0, \quad E\{\delta_y(O; \beta, \mu_y)|D, X\} = 0, \quad (20)$$

and the conditional mean independence restriction

$$E\{\delta_y(O; \beta, \mu_y)\tilde{\delta}_m(O; \alpha, \tilde{\alpha})|D, X\} = E\{\delta_y(O; \beta, \mu_y)\tilde{\delta}_m(O; \alpha, \tilde{\alpha})|X\}; \quad (21)$$

hold almost surely.

Extension to binary outcome under a log-linear structural model, in which case the mediation estimands of interest are the natural indirect and direct effects on the risk ratio scale (VanderWeele

and Vansteelandt, 2010; Valeri and VanderWeele, 2013), is not straightforward as building upon the existing methods typically require $F_{M|D,X,U}$ to be a normal distribution function with constant variance, in which case Assumption 3 fails to hold. A possible remedy is to focus on the mediation effects on the risk difference scale. The proposed framework can also be extended in several other important directions, including mediation analysis with survival data and multiple mediators under unmeasured mediator-outcome confounding, which we plan to pursue in future research.

Acknowledgement

BaoLuo Sun’s work is supported by the National University of Singapore Start-Up Grant (R-155-000-203-133).

References

- Albert, J. M. (2008). Mediation analysis via potential outcomes models. *Statistics in medicine*, 27(8):1282–1304.
- Baron, R. M. and Kenny, D. A. (1986). The moderator–mediator variable distinction in social psychological research: Conceptual, strategic, and statistical considerations. *Journal of personality and social psychology*, 51(6):1173.
- Breiman, L. (2001). Random forests. *Machine learning*, 45(1):5–32.
- Breusch, T. S. and Pagan, A. R. (1979). A simple test for heteroscedasticity and random coefficient variation. *Econometrica: Journal of the Econometric Society*, pages 1287–1294.
- Burgess, S., Daniel, R. M., Butterworth, A. S., Thompson, S. G., and Consortium, E.-I. (2015). Network mendelian randomization: using genetic variants as instrumental variables to investigate mediation in causal pathways. *International journal of epidemiology*, 44(2):484–495.
- Chernozhukov, V., Chetverikov, D., Demirer, M., Duflo, E., Hansen, C., Newey, W., and Robins, J. (2018). Double/debiased machine learning for treatment and structural parameters. *The Econometrics Journal*, 21(1):C1–C68.
- Chernozhukov, V., Escanciano, J. C., Ichimura, H., Newey, W. K., and Robins, J. M. (2020). Locally robust semiparametric estimation.
- Ding, P. and Vanderweele, T. J. (2016). Sharp sensitivity bounds for mediation under unmeasured mediator-outcome confounding. *Biometrika*, 103(2):483–490.
- Dunn, G. and Bentall, R. (2007). Modelling treatment-effect heterogeneity in randomized controlled trials of complex interventions (psychological treatments). *Statistics in Medicine*, 26(26):4719–4745.
- Friedman, J. H. (2001). Greedy function approximation: a gradient boosting machine. *Annals of statistics*, pages 1189–1232.

- Frölich, M. and Huber, M. (2017). Direct and indirect treatment effects-causal chains and mediation analysis with instrumental variables. *Journal of the Royal Statistical Society: Series B (Statistical Methodology)*, 79(5):1645–1666.
- Fulcher, I. R., Shi, X., and Tchetgen Tchetgen, E. J. (2019). Estimation of natural indirect effects robust to unmeasured confounding and mediator measurement error. *Epidemiology*, 30(6):825–834.
- Gallop, R., Small, D. S., Lin, J. Y., Elliott, M. R., Joffe, M., and Ten Have, T. R. (2009). Mediation analysis with principal stratification. *Statistics in medicine*, 28(7):1108–1130.
- Heckman, J. J., Urzua, S., and Vytlacil, E. (2006). Understanding instrumental variables in models with essential heterogeneity. *The Review of Economics and Statistics*, 88(3):389–432.
- Hernán, M. A. and Robins, J. M. (2006). Instruments for causal inference: an epidemiologist’s dream? *Epidemiology*, pages 360–372.
- Hou, T., Dong, W., Zhang, R., Song, X., Zhang, F., Cai, W., Liu, Y., and Deng, G. (2020). Self-efficacy and fatigue among health care workers during covid-19 outbreak: A moderated mediation model of posttraumatic stress disorder symptoms and negative coping. *Preprint*.
- Imai, K., Keele, L., and Tingley, D. (2010a). A general approach to causal mediation analysis. *Psychological methods*, 15(4):309.
- Imai, K., Keele, L., and Yamamoto, T. (2010b). Identification, inference and sensitivity analysis for causal mediation effects. *Statistical science*, pages 51–71.
- Imai, K., Tingley, D., and Yamamoto, T. (2013). Experimental designs for identifying causal mechanisms. *Journal of the Royal Statistical Society: Series A (Statistics in Society)*, 176(1):5–51.
- Klein, R. and Vella, F. (2010). Estimating a class of triangular simultaneous equations models without exclusion restrictions. *Journal of Econometrics*, 154(2):154–164.
- Lewbel, A. (2012). Using heteroscedasticity to identify and estimate mismeasured and endogenous regressor models. *Journal of Business & Economic Statistics*, 30(1):67–80.
- Mattei, A. and Mealli, F. (2011). Augmented designs to assess principal strata direct effects. *Journal of the Royal Statistical Society: Series B (Statistical Methodology)*, 73(5):729–752.
- Newey, K. and McFadden, D. (1994). Large sample estimation and hypothesis. *Handbook of Econometrics, IV, Edited by RF Engle and DL McFadden*, pages 2112–2245.
- Neyman, J. (1923). Sur les applications de la théorie des probabilités aux expériences agricoles: Essai des principes. *Roczniki Nauk Rolniczych*, 10:1–51.
- Ogburn, E. L. (2012). Commentary of “mediation analysis without sequential ignorability: using baseline covariates interacted with random assignment as instrumental variables”. *Journal of Statistical Research*, 46:105–111.

- Pearl, J. (2001). Direct and indirect effects. In *Proceedings of the Seventeenth Conference on Uncertainty in Artificial Intelligence*, UAI'01, pages 411–420, San Francisco, CA, USA. Morgan Kaufmann Publishers Inc.
- Rigobon, R. (2003). Identification through heteroskedasticity. *Review of Economics and Statistics*, 85(4):777–792.
- Robins, J. M. (1994). Correcting for non-compliance in randomized trials using structural nested mean models. *Communications in Statistics-Theory and methods*, 23(8):2379–2412.
- Robins, J. M. (2003). Semantics of causal dag models and the identification of direct and indirect effects. *Oxford Statistical Science Series*, pages 70–82.
- Robins, J. M. and Greenland, S. (1992). Identifiability and exchangeability for direct and indirect effects. *Epidemiology*, pages 143–155.
- Robins, J. M. and Richardson, T. (2010). Alternative graphical causal models and the identification of direct effects. In Shrout, P., Keyes, K., and Ornstein, K., editors, *Causality and Psychopathology: Finding the Determinants of Disorders and Their Cures*, pages 103–58. Oxford University Press, Oxford, UK.
- Robins, J. M. and Rotnitzky, A. (2001). Comment on the bickel and kwon article, “inference for semiparametric models: Some questions and an answer”. *Statistica Sinica*, 11(4):920–936.
- Rosenbaum, P. R. and Rubin, D. B. (1983). The central role of the propensity score in observational studies for causal effects. *Biometrika*, 70(1):41–55.
- Rubin, D. B. (1974). Estimating causal effects of treatments in randomized and nonrandomized studies. *Journal of educational Psychology*, 66(5):688.
- Sjölander, A. (2009). Bounds on natural direct effects in the presence of confounded intermediate variables. *Statistics in Medicine*, 28(4):558–571.
- Small, D. S. (2012). Mediation analysis without sequential ignorability: using baseline covariates interacted with random assignment as instrumental variables. *Journal of Statistical Research*, 46:91–103.
- Tchetgen Tchetgen, E. J. and Shpitser, I. (2012). Semiparametric theory for causal mediation analysis: efficiency bounds, multiple robustness, and sensitivity analysis. *Annals of statistics*, 40(3):1816.
- Tchetgen Tchetgen, E. J., Sun, B., and Walter, S. (2020). The genius approach to robust mendelian randomization inference. *Statistical Science*, in press.
- Ten Have, T. R., Joffe, M. M., Lynch, K. G., Brown, G. K., Maisto, S. A., and Beck, A. T. (2007). Causal mediation analyses with rank preserving models. *Biometrics*, 63(3):926–934.
- Tibshirani, R. (1996). Regression shrinkage and selection via the lasso. *Journal of the Royal Statistical Society: Series B (Methodological)*, 58(1):267–288.

- Valeri, L. and VanderWeele, T. J. (2013). Mediation analysis allowing for exposure–mediator interactions and causal interpretation: theoretical assumptions and implementation with sas and spss macros. *Psychological methods*, 18(2):137.
- van der Laan, M. J. and Petersen, M. L. (2008). Direct effect models. *The international journal of biostatistics*, 4(1).
- VanderWeele, T. J. (2010). Bias formulas for sensitivity analysis for direct and indirect effects. *Epidemiology (Cambridge, Mass.)*, 21(4):540.
- VanderWeele, T. J. (2015). *Explanation in causal inference: methods for mediation and interaction*. Oxford University Press.
- VanderWeele, T. J. and Vansteelandt, S. (2010). Odds ratios for mediation analysis for a dichotomous outcome. *American journal of epidemiology*, 172(12):1339–1348.
- Wager, S. and Athey, S. (2018). Estimation and inference of heterogeneous treatment effects using random forests. *Journal of the American Statistical Association*, 113(523):1228–1242.
- Zheng, C. and Zhou, X.-H. (2015). Causal mediation analysis in the multilevel intervention and multicomponent mediator case. *Journal of the Royal Statistical Society: Series B: Statistical Methodology*, pages 581–615.

Semiparametric causal mediation analysis under unmeasured mediator-outcome confounding

Appendix

Proof of Lemma 1

The conditional moment restrictions (9) hold by definition. Taking iterated expectation of (10) with respect to (D, M, X, U) followed by (D, X, U) yields

$$E\{(\gamma^*(X, U) - \bar{\gamma}(X))(\alpha^*(X, U) - \bar{\alpha}(X))|D, X\} = \text{cov}\{\gamma^*(X, U), \alpha^*(X, U)|D, X\} = \rho(X),$$

where the last equality holds by the conditional independence $U \perp D|X$.

Proof of Theorem 1

Let $m(O; t) = E\{\delta_y(O; t, \mu_y)\delta_m(O; \mu_m)|D, X\} - E\{\delta_y(O; t, \mu_y)\delta_m(O; \mu_m)|X\}$. By Lemma 1, $m(O; \beta) = 0$ almost surely. Suppose another square-integrable function $\tilde{\beta}$ mapping \mathcal{X} to \mathbb{R} satisfies $m(O; \tilde{\beta}) = 0$ almost surely. Then $m(O; \beta) - m(O; \tilde{\beta}) = \{\beta(X) - \tilde{\beta}(X)\}\{\sigma^2(D, X) - E(\sigma^2(D, X)|X)\} = 0$ almost surely, which under Assumption 3 implies that $\beta(X) = \tilde{\beta}(X)$ almost surely.

Proof of Propositions 4.1 and 4.2

Proposition 4.1

Suppose the conditions in Theorem 3.4 of Newey and McFadden (1994) hold for $\varphi_{nie}(O; \theta_{nie})$. Using Taylor expansion,

$$n^{1/2}(\hat{\theta}_{nie} - \theta_{nie}^*) = -E\left\{\frac{\partial \varphi_{nie}(O; \theta_{nie})}{\partial \theta_{nie}}\bigg|_{\theta_{nie}=\theta_{nie}^*}\right\}^{-1} n^{1/2}\hat{E}\{\varphi_{nie}(O; \theta_{nie}^*)\} + o_p(1),$$

where H^{-1} denotes the inverse of H . In case (i), $\pi(x; \theta_\pi^*) = \pi(x)$ but possibly $\rho^*(x) = \rho(x; \theta_\rho^*) \neq \rho(x)$ for at least one value $x \in \mathcal{X}$. Because the solution to $E\{\varphi_{nie}(O; \theta_{nie})\} = 0$ is unique,

$$\begin{aligned} & E\{f_\beta^T(X)(D - \pi(X))(\tilde{Y}(O; \theta_\beta^*)\delta_m(O; \theta_m^*) - \rho^*(X))\} \\ &= E\{f_\beta^T(X)(D - \pi(X))(\tilde{Y}(O; \theta_\beta^*)\delta_m(O; \theta_m^*) - \rho(X) + \rho(X) - \rho^*(X))\} \\ &= E\{f_\beta^T(X)(D - \pi(X))(\tilde{Y}(O; \theta_\beta^*)\delta_m(O; \theta_m^*) - \rho(X))\} = 0, \end{aligned}$$

implies $\tilde{Y}(O; \theta_\beta^*) = \tilde{Y}(O; \beta)$ and $\delta_m(O; \theta_m^*) = \delta_m(O; \mu_m)$. On the other hand, in case (ii) $\rho(x; \theta_\rho^*) = \rho(x)$ but possibly $\pi^*(x) = \pi(x; \theta_\pi^*) \neq \pi(x)$ for at least one value $x \in \mathcal{X}$. Then similarly

$$\begin{aligned} & E\{f_\beta^T(X)(D - \pi^*(X))(\tilde{Y}(O; \theta_\beta^*)\delta_m(O; \theta_m^*) - \rho(X))\} \\ &= E\{f_\beta^T(X)(D - \pi^*(X))(E(\tilde{Y}(O; \theta_\beta^*)\delta_m(O; \theta_m^*)|D, X) - \rho(X))\} \\ &= E\{f_\beta^T(X)(D - \pi^*(X))(E(\tilde{Y}(O; \theta_\beta^*)\delta_m(O; \theta_m^*)|X) - \rho(X))\} = 0, \end{aligned}$$

implies $\tilde{Y}(O; \theta_\beta^*) = \tilde{Y}(O; \beta)$ and $\delta_m(O; \theta_m^*) = \delta_m(O; \mu_m)$. Let $\tau(x; \theta_{nie}) = \alpha(x; \theta_m)\beta(x; \theta_\beta)$. Under sufficient smoothness conditions for the parametric models in \mathcal{M}_{nie} , the asymptotic normality of $\hat{\psi}_{nie}$ follows from the Taylor expansion

$$n^{1/2}(\hat{\psi}_{nie} - \psi_{nie}^*) = n^{1/2}\hat{E}\{\tau(X; \theta_{nie}^*) - \psi_{nie}^*\} - E\left\{\frac{\partial \tau(X; \theta_{nie})}{\partial \theta_{nie}} \Big|_{\theta_{nie} = \theta_{nie}^*}\right\} n^{1/2}(\hat{\theta}_{nie} - \theta_{nie}^*) + o_p(1),$$

by Slutsky's Theorem and the Central Limit Theorem.

Proposition 4.2

The proof is similar, by noting that

$$\begin{aligned} & E\{f_\beta^T(X)(D - \pi(X))(\delta_y(O; \theta_\beta^*, \theta_y^*)M - \rho^*(X))\} \\ &= E\{f_\beta^T(X)(D - \pi(X))(\delta_y(O; \theta_\beta^*, \theta_y^*)M - \rho(X) + \rho(X) - \rho^*(X))\} \\ &= E\{f_\beta^T(X)(D - \pi(X))(\delta_y(O; \theta_\beta^*, \theta_y^*)M - \rho(X))\} = 0, \end{aligned}$$

and

$$\begin{aligned} & E\{f_\beta^T(X)(D - \pi^*(X))(\delta_y(O; \theta_\beta^*, \theta_y^*)M - \rho(X))\} \\ &= E\{f_\beta^T(X)(D - \pi^*(X))(E(\delta_y(O; \theta_\beta^*, \theta_y^*)M|D, X) - \rho(X))\} \\ &= E\{f_\beta^T(X)(D - \pi^*(X))(E(\delta_y(O; \theta_\beta^*, \theta_y^*)M|X) - \rho(X))\} = 0. \end{aligned}$$

Proof of Lemma 2

Taking iterated expectation of the first equation in (20) with respect to (D, X, U) yields

$$E[\exp\{\alpha(X)D + \alpha^*(X, U) - \alpha(X)D\} - \tilde{\alpha}(X)|D, X] = E[\exp\{\alpha^*(X, U)\}|D, X] - \tilde{\alpha}(X) = 0.$$

Taking iterated expectation of (21) with respect to (D, M, X, U) followed by (D, X, U) yields

$$\begin{aligned} & E\{(\gamma^*(X, U) - \bar{\gamma}(X))(\exp\{\alpha^*(X, U)\} - \tilde{\alpha}(X))|D, X\} = \text{cov}\{\gamma^*(X, U), \exp\{\alpha^*(X, U)\}|D, X\} \\ &= \text{cov}\{\gamma^*(X, U), \exp\{\alpha^*(X, U)\}|X\}. \end{aligned}$$

The last equalities in both of the above equations hold by the conditional independence $U \perp D|X$.