

LIONS AND CONTAMINATION, TRIANGULAR GRIDS, AND CHEEGER CONSTANTS

HENRY ADAMS, LEAH GIBSON, AND JACK PFAFFINGER

ABSTRACT. Suppose each vertex of a graph is originally occupied by contamination, except for those vertices occupied by lions. As the lions wander on the graph, they clear the contamination from each vertex they visit. However, the contamination simultaneously spreads to any adjacent vertex not occupied by a lion. How many lions are required in order to clear the graph of contamination? We give a lower bound on the number of lions needed in terms of the Cheeger constant of the graph. Furthermore, the lion and contamination problem has been studied in detail on square grid graphs by Brass et al. and Berger et al., and we extend this analysis to the setting of triangular grid graphs.

1. INTRODUCTION

In the “lions and contamination” pursuit-evasion problem [2, 3, 6], lions are tasked with clearing a square grid graph consisting of vertices and edges. At the start of the problem, all vertices occupied by lions are considered cleared of contamination, and the rest of the vertices are contaminated. The lions move along the edges of the grid, and each new vertex they occupy becomes cleared. However, the contamination can also travel along the edges of the grid not blocked by a lion and re-contaminate previously cleared vertices. How many lions are needed to clear the grid?

Certainly n lions can clear an $n \times n$ grid graph by sweeping from one side to the other. One might conjecture that n lions are required to clear an $n \times n$ grid graph. However, in general it is not yet known whether $n - 1$ lions suffice or not. As a lower bound, the paper [3] proves that at least $\lfloor \frac{n}{2} \rfloor + 1$ lions are required to clear an $n \times n$ grid graph. The details of the discretization certainly matter, in the following sense. For a $n \times n \times n$ grid graph, one might expect that n^2 lions are required, but [2] shows that when $n = 3$, only $8 = n^2 - 1$ lions suffice to clear a $3 \times 3 \times 3$ grid.

We consider the case of planar triangular grid graphs, under various models of lion motion. Given a strip discretized by a triangular grid graph, n lions can clear a strip of height n when they are allowed to move one-at-a-time (this is allowed in the standard model of lion motion). However, we conjecture that n lions do not suffice when all lions must move simultaneously. In the setting of simultaneous motion (which we refer to as “caffeinated lions,” as the lions never take a break), we show that $\lfloor \frac{3n}{2} \rfloor$ lions suffice to clear a strip of height n . Furthermore, via a comparison with [2, 3], we show that $\lfloor \frac{n}{2} \rfloor$ lions are insufficient to clear a triangulated rhombus,

in which each side of the rhombus has length n . Lastly, for an equilateral triangle discretized into smaller triangles, with n vertices per side, we conjecture that $\frac{n}{2\sqrt{2}}$ lions are not sufficient to clear the graph.

Furthermore, in the setting of an arbitrary graph G , we give a lower bound on the number of lions needed to clear the graph in terms of the *Cheeger constant* of the graph. The Cheeger constant, roughly speaking, is a measure of how hard it is to disconnect the graph into two pieces of approximately equal size by cutting edges [5]. The use of the Cheeger constant in graph theory is inspired by its successful applications in Riemannian geometry [4]. Our bound on the number of lions in terms of a graph's Cheeger constant is quite general (it holds for any graph), and therefore we do not expect it to be sharp for any particular graph.

We give background definitions and notation in Section 2, study triangular grid graphs in Section 3, and explain the connection to the Cheeger constant in Section 4. We ask many open questions in Section 5 that we hope will inspire future work.

2. NOTATION AND DEFINITIONS

We begin by providing notation and definitions for various models of lion motion, for how the contamination spreads, and for various types of triangular grid graphs. For additional background information, we refer the reader to [2, 3].

2.1. Graphs. In this paper we consider only finite simple graphs. A finite simple graph $G = (V, E)$ contains a finite set of vertices V . The set of (undirected) edges E is a collection of 2-subsets from V . We may also use the notation $V(G)$ or $E(G)$ to denote the vertex set of G and edge set of G , respectively. If $\{u, v\}$ is an edge in E , then we say that the vertices u and v are *adjacent*. Visually, we represent adjacency by drawing a line segment between the vertices u and v .

An important concept for this paper will be the boundary of a set of vertices in a graph.

Definition 2.1. Let G be a graph with vertex set V . We define the *boundary* of a vertex subset $S \subseteq V$, denoted ∂S , to be the collection of all vertices in S that share an edge with some vertex of $V \setminus S$. That is,

$$\partial S = \{v \in S \mid uv \in E(G), u \notin S\}.$$

Definition 2.2. A *path* π in a graph G is an ordered list $(\pi(1), \pi(2), \dots)$ of vertices where each $\pi(t) \in V(G)$, the set of vertices of G , and $\pi(t)$ is adjacent to $\pi(t+1)$ for all t .

2.2. Lion Motion. Each lion occupies a vertex of the graph. In this evasion problem, time is discrete. At each turn, a lion can either stay where it is, or move across an edge to an adjacent vertex. Multiple lions are allowed to occupy the same vertex.

The main restrictions on lion motion that we consider are caffeinated lions and polite lions. In the caffeinated model, all lions must move at once, and in the polite model, at most one lion can move at once.

Definition 2.3. Caffeinated Lions. In the caffeinated model of lion motion, every lion must move at each turn. In other words, no lion is allowed to remain in place at its current vertex.

Definition 2.4. Polite Lions. In the polite model of lion motion, at most one lion is allowed to move at each turn. All other lions must remain at their current vertex.

When we simply say “lions” without specifying, we mean lions that are neither caffeinated nor polite — any lion can move or stay put at any turn.

2.3. Contamination motion. Every vertex that is not originally occupied by a lion is *contaminated*. When a lion moves to a new vertex, that new vertex becomes *cleared* of contamination. A cleared vertex v at time step t becomes recontaminated at the next time step $t + 1$ if

- it is not occupied by a lion at time step $t + 1$, and
- if it is adjacent to a contaminated vertex u at time t , and there is no lion that crosses the edge from v to u between times t and $t + 1$ (which would block the contamination from moving across this edge).

We let $C(t)$ denote the set of cleared vertices at time t . We say that the lions have *cleared* or *swept* the graph G if at any time t , all of the vertices in the graph are cleared of contamination, that is, if $C(t) = V(G)$. We are interested in finding the fewest number of lions required to clear a graph.

2.4. Triangular grid graphs. We begin by bounding the number of lions to clear triangular grid graphs, which we define now.

Let T_n be the n th triangular number for $n \in \mathbb{N}$. That is, $T_n = \frac{n(n+1)}{2}$.

Definition 2.5. Triangular Grid. Let P_n be the planar graph which forms an equilateral triangle of side-length $n - 1$ (with n vertices on each side), subdivided into a grid of equilateral triangles as drawn in Figure 1.

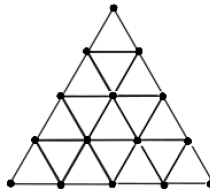


FIGURE 1. The triangular grid graph P_5 .

Note that P_n has $\frac{n(n+1)}{2} = T_n$ vertices and $\frac{3n(n-1)}{2}$ edges. ¹

¹Proof: The number of vertices are the n th triangular number defined by $\sum_{i=0}^n i = \frac{n(n+1)}{2}$, since T_i is constructed by taking T_{i-1} and adding i vertices. Denote the number of edges in T_n as E_n . These numbers are determined by the recurrence relation $E_n = E_{n-1} + 3(n-1)$. To see this, suppose that T_{n-1} is drawn and place n vertices below it. Each of the $n-1$ vertices in row $n-1$

Definition 2.6. Triangular Lattice Let $R_{n,l}$ be the planar graph which forms a parallelogram of height n vertices and length l vertices, subdivided into a grid of equilateral triangles as drawn below.

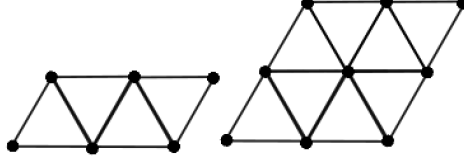


FIGURE 2. Example of $R_{2,3}$ and $R_{3,3}$ (from left to right).

3. LIONS AND CONTAMINATION ON TRIANGULAR GRID GRAPHS

We study the number of lions needed to clear triangular grid graphs, for various shapes of graph domain, and under various different models of lion motion.

3.1. Sufficiency of n lions on a triangulated strip.

Theorem 3.1. *Let n and l be positive integers. Then n lions suffice to clear the grid $R_{n,l}$ of contamination.*

Proof. There is a specific sweeping formation that we use for the n lions to clear the grid of contamination, but since there is no restriction on lion movement and the lions live on a connected graph, all lions can move into this clearing position without issue.

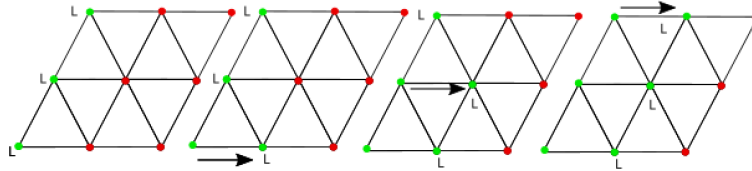


FIGURE 3. Sweeping formation on $R_{3,3}$.

In the graph $R_{n,l}$ we let the bottom row be labeled row 1, the next row up is row 2, and this continues to row n . We can apply a sweeping method using n lions positioned on the leftmost vertices of the grid. We complete the sweep in the following manner as illustrated in Figure 3: Let the lion on row 1 travel one step to the right. The vertex it previously occupies is cleared and protected from future contamination in the next step. Next, let the lion in row 2 travel one step to the right. The vertex it previously occupied is cleared and protected from future contamination in the next step. Now, we let the lion in row 3 move one step to

will have two edges drawn between itself and the vertices in the last row of n vertices. The last row of n vertices will be connected together by another $n - 1$ edges. So the equivalence relation is established, and it satisfies $E_n = \frac{3n(n-1)}{2}$ for $n \geq 1$.

the right. Similarly, the previously occupied vertex is cleared and protected. We repeat this for n lions. Once each lion has moved one step to the right, the previous column is cleared and we repeat the process again starting with the lion on row 1. We continue this sweep until the entire length of the graph $R_{n,l}$ is cleared. \square

We note that this clearing sequence is obtainable with polite lions, but not with caffeinated lions.

3.2. Sufficiency of $\lfloor \frac{3n}{2} \rfloor$ caffeinated lions on a triangulated strip. We now restrict lion movement so that the lions are caffeinated. We show that $\lfloor \frac{3n}{2} \rfloor$ caffeinated lions suffice to clear the triangular lattice $R_{n,l}$. Indeed, we provide a set formation where the lions may start in order to clear the grid using only $\lfloor \frac{3n}{2} \rfloor$ caffeinated lions. In order to prove that $\lfloor \frac{3n}{2} \rfloor$ *caffeinated* lions are sufficient independent of their starting positions, we must also show that the caffeinated lions can move to this initial formation from any starting position.

3.2.1. Sweeping formation for $\lfloor \frac{3n}{2} \rfloor$ caffeinated lions. Consider the graph $R_{n,l}$. We let the $\lfloor \frac{3n}{2} \rfloor$ lions line vertically such that the lions create a “wall of three-cycles.” Refer to Figure 4(left) for this formation. We will show in Lemma 3.2 that given any initial starting position, the caffeinated lions can travel to their sweeping formation. Once in this formation, the caffeinated lions can sweep first to the left and then to the right to clear the contamination. When the lions reach a corner of the grid, the lions sharing horizontal edges with the still contaminated vertices will continue their horizontal sweep. The remaining lions may thus rotate in a three cycle or swap positions with the lion on the adjacent vertex to remain caffeinated while the other lions sweep. Refer to figure 4 for an example.

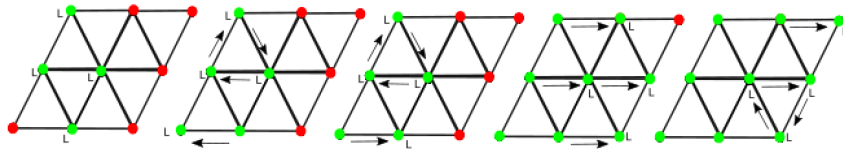


FIGURE 4. The sweeping formation for caffeinated lions creating a wall of triangles.

3.2.2. Can lions get to some predetermined starting position? We will use the following lemma to show that caffeinated moving lions may move to arbitrarily specified positions in the $R_{n,l}$ graph, no matter where their initial starting positions are. This allows the caffeinated lions to move to the formation shown in Section 3.2.1, regardless of their starting positions.

Lemma 3.2. *Given the finite connected graph $R_{n,l}$, there exists $M \in \mathbb{N}$ such that for any vertices $u, v \in R_{n,l}$ and $m \geq M$, there is a path from u to v of length exactly m .*

Proof. We are given the graph $R_{n,l}$. See Figure 5. We label two arbitrary distinct vertices $u \neq v$ on this grid, where u denotes the starting point of a lion, and v is

the desired ending location of the lion. Note that since this grid is connected, there must exist a path from u to v on $R_{n,l}$. Let $M \in \mathbb{N}$ denote the length of an arbitrary path from u to v .

We claim there exists a path of length $M + 1$ from u to v . Consider the path of length M . Let the lion travel along this path until it has taken $M - 1$ steps. At this moment, the lion will be on a vertex adjacent to v ; call this vertex q . Since every two adjacent vertices in the graph $R_{n,l}$ are part of a common 3-cycle, there is some vertex s adjacent to both q and v . In the next step, let the lion move from vertex q to s . Once on vertex s , the lion has traveled a path of length p , and then moves one more step to v in a path of length $M + 1$.

By induction, it is possible to travel from u to v in a path of length exactly m steps for any $m \geq M$. □

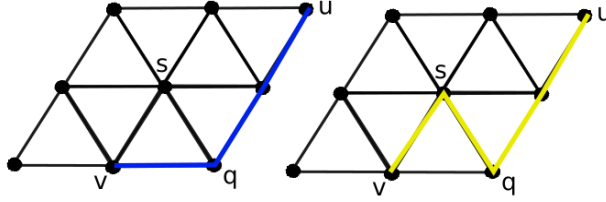


FIGURE 5. Figure accompanying the proof of Lemma 3.2.

Remark 3.3. Lemma 3.2 more generally holds true for any connected graph G containing an odd cycle.

The property in Lemma 3.2 does not hold on the chessboard graph, which is a n by m grid of four cycles. This is because given any two vertices u and v in this graph, there is a parity (even or odd) such that any path between u and v necessarily has length of that specified parity. The same is true for any 2-colorable (i.e. bipartite) graph.

Corollary 3.4. *Consider the graph $R_{n,l}$. Given any k caffeinated lion starting positions u_1, \dots, u_k and any k specified ending positions v_1, \dots, v_k , there exists some $M \in \mathbb{N}$ so that we can have all lions move to arrive at the specified ending positions at (exactly) time step M .*

Proof. Let $1 \leq i \leq k$ be arbitrary. By Lemma 3.2, we know that there exists an integer $M_i \in \mathbb{N}$ such that for any vertices $u_i, v_i \in R_{n,l}$, and any $m \geq M_i$, there exists path of length exactly m between u_i and v_i .

Now, let $M = \max\{M_i \mid 1 \leq i \leq k\}$. For any $m \geq M$, and for all $1 \leq i \leq k$, there exists a path of length exactly m from u_i to v_i . Hence the k caffeinated lions can simultaneously move from their initial locations to their desired positions in exactly m simultaneous steps. □

Corollary 3.5. $\lfloor \frac{3n}{2} \rfloor$ caffeinated lions suffice clear a the grid $R_{n,l}$, no matter their starting locations.

Proof. It follows from Corollary 3.4 that the caffeinated lions can go into the sweeping formation from any starting position. We have already shown that the caffeinated lions can clear the graph from here. \square

3.3. Insufficiency of $\lfloor \frac{n}{2} \rfloor$ lions on a triangulated square. We will use some of the methods and proofs from [2] to show that $\lfloor \frac{n}{2} \rfloor$ (non-caffeinated) lions cannot clear $R_n := R_{n,n}$. In this proof, we stretch the “rhombus” graph R_n to instead be drawn as a square triangulated by right triangles. It should be noted that this grid holds all of the same properties as before (the isomorphism type of the graph is unchanged).

We define S_n to be the $n \times n$ square grid graph discussed in [2]; see Figure 6. When each square is subdivided via a diagonal edge, drawn from the top left to the bottom right, then we obtain a graph isomorphic to R_n as shown in Figure 7.

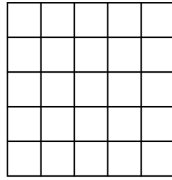


FIGURE 6. The graph S_5 .

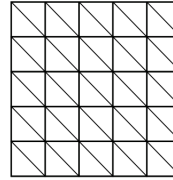


FIGURE 7. R_5 with right triangles.

The following two lemmas from [2] hold in an arbitrary graph.

Lemma 3.6 (Lemma 1 of [2]). *Let k be the number of lions on a graph. The number of cleared vertices cannot increase by more than k in one time step.*

Lemma 3.7 (Lemma 2 of [2]). *Let k be the number of lions. If there are at least $2k$ boundary vertices in the set $C(t)$ of cleared vertices, then the number of cleared vertices cannot increase in the following step: $|\partial C(t)| \geq 2k$ implies $|C(t+1)| \leq |C(t)|$.*

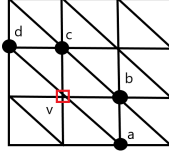
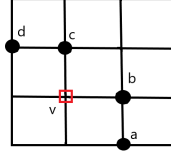
For the specific case of square grid graphs S_n , [2] defines a “fall-down transformation”. This transformation T takes any subset of the vertices of S_n , and maps it to a (potentially different) subset of the same size. The first step in the fall-down transformation, roughly speaking, is to allow gravity to act on the subset of vertices, so that each vertex falls as far as possible towards the bottom of its column. The number of vertices in any column remains unchanged by this step. The second step in the fall-down transformation is to then allow a horizontal force to act on the current subset of vertices, so that each vertex moves as far as possible to the left-hand side of its row, maintaining the number of vertices in any row.

In the case of a square grid S_n , [2] proves that the fall-down transformation does not increase the number of boundary vertices in a set:

Lemma 3.8 (Lemma 4 of [2]). *In the graph S_n , the fall-down transformation T is monotone, meaning that the number of boundary vertices in a subset S of vertices from S_n does not increase upon applying the fall-down transformation.*

Since the vertex set of S_n is the same as the vertex set of R_n , we immediately get a fall-down transformation T that maps a subset of vertices in R_n to a subset of vertices in R_n . We will show that this new fall-down transformation has the same monotonicity property, which is not a priori clear as the boundary of a set of vertices in S_n might be smaller than the boundary of that same set of vertices in R_n . Another comment is that when defining the fall down transformation T on S_n , the choice of down vs. up or of left vs. right does not matter. But these choices do matter when defining a fall-down transformation on R_n , due to the diagonal edges as drawn in Figures 7 and 8. We want to emphasize we have chosen to map down and to the left; the following lemma in part depends on this choice.

Lemma 3.9. *Let S be a set of vertices in R_n (or equivalently, in S_n). The set of boundary vertices of $T(S)$ in R_n is the same as the set of boundary vertices of $T(S)$ in S_n .*

FIGURE 8. R_n .FIGURE 9. S_n .

Proof. We will show that the set of boundary vertices of $T(S)$ in R_n is the same as the set of boundary vertices of $T(S)$ in S_n . First suppose that a vertex v of $T(S)$ is a boundary vertex in R_n . Referring to the diagram in Figure 8, this implies that one of d, c, b or a is not in $T(S)$. However, we can reduce this to the case that one of c or b is not in $T(S)$, since $d \notin T(S) \Rightarrow c \notin T(S)$, and since $a \notin T(S) \Rightarrow b \notin T(S)$. If $c \notin T(S)$, then v is a boundary vertex of $T(S)$ in both R_n and S_n . The same is true if $b \notin T(S)$. This proves that if v is a boundary vertex of $T(S)$ in R_n , then it is a boundary vertex of $T(S)$ in S_n . But, referring to Figure 9, if v is a boundary vertex of $T(S)$ in S_n , then one of c or b is not in $T(S)$, which implies that v is a boundary vertex of $T(S)$ in R_n as well. Therefore the set of boundary vertices of $T(S)$ in R_n is the same as the set of boundary vertices of $T(S)$ in S_n . \square

We know that T is monotone on S_n , i.e. that the number of boundary vertices does not increase as a result of applying T . Lemma 3.9 therefore immediately implies that T is also monotone on R_n , i.e. that the number of boundary vertices of a set S in R_n is no more than the number of boundary vertices of $T(S)$ in R_n .

Corollary 3.10. *In the graph R_n , the fall-down transformation T is monotone, meaning that the number of boundary vertices in a subset S of vertices from R_n does not increase upon applying the fall-down transformation.*

This now brings us to the last lemma.

Lemma 3.11 (Lemma 5 of [2]). *Any vertex set S on R_n satisfying $\frac{n^2}{2} - \frac{n}{2} < |S| < \frac{n^2}{2} + \frac{n}{2}$ has at least n boundary vertices.*

Proof of Lemma 3.11. By Lemma 3.8, we know that the fall-down transformation T acts monotonically on the number of boundary vertices in R_n . Thus the proof of Lemma 5 from [2] will also hold for our grid graph with diagonal edges added. \square

Theorem 3.12. $\lfloor \frac{n}{2} \rfloor$ lions do not suffice to clear R_n .

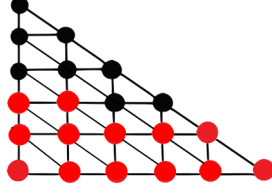
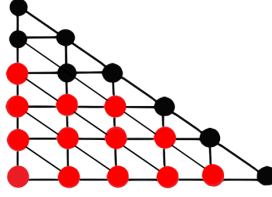
Proof. Let the number of lions be $k \leq \lfloor \frac{n}{2} \rfloor$. The lions will eventually have to clear all n^2 vertices. By Lemma 3.7, we know that $|C(t+1)| - |C(t)| \leq k \leq \frac{n}{2}$ for all times t . Thus there must be a time t where $\frac{n^2}{2} - \frac{n}{4} \leq |C(t)| \leq \frac{n^2}{2} + \frac{n}{4}$ and $|C(t+1)| \geq |C(t)|$. But by Lemma 3.11, there are at least n boundary vertices of $C(t)$ at time t , and so Lemma 3.7 tells us that $|C(t+1)| \leq |C(t)|$, which is a contradiction. Thus $k \leq \lfloor \frac{n}{2} \rfloor$ lions do not suffice to clear R_n . \square

3.4. Conjectured insufficiency of $\frac{n}{2\sqrt{2}}$ lions on a triangle. In this section we consider the triangular grid graph P_n with n vertices on each of its three sides. We conjecture that $\frac{n}{2\sqrt{2}}$ lions are not capable of clearing the triangular graph P_n — though we give only an incomplete possible attempted proof strategy/outline. By contrast, the square graphs S_n and R_n with n vertices per each of their four sides require at least $n/2$ lions to clear. In either setting, one could conjecture that up to n lions are necessary to clear the triangular graph P_n or the square graphs S_n and R_n .

Conjecture 3.13. It is not possible to clear P_n with fewer than $\approx \lfloor \frac{n}{2\sqrt{2}} \rfloor$ lions.

Where does Conjecture 3.13 come from? We will show how it would follow if the “isoperimetric” inequality in Conjecture 3.14 were true. We must first establish some new notation.

Consider the grid P_n . There are a number of ways that vertices in a set C can be packed into P_n to have relatively few boundary vertices. For the following definitions, we orient P_n as drawn in Figures 10 and 11. A *row packing* occurs when the vertices of C fall so that each row of P_n is completely filled before the row above it contains any vertices in C . We define an *ice cream cone packing* to be a packing where the diagonal rows beginning in the lower left corner are filled one at a time, and the next diagonal row cannot contain vertices in C unless the diagonal row below it is already filled.

FIGURE 10. A row packing on P_6 with 13 vertices.FIGURE 11. An ice cream cone packing on P_6 with 13 vertices.

The following conjecture, if true, would be a type of isoperimetric inequality in the graph P_n .

Conjecture 3.14. If C is a set of vertices in P_n where

- $|C| \lesssim \frac{T_n}{2}$, then $|\partial C|$ is greater than or equal to the number of boundary vertices for a set of the same size in an ice cream cone packing.
- $|C| \gtrsim \frac{T_n}{2}$, then $|\partial C|$ is greater than or equal to the number of boundary vertices for a set of the same size in a row packing.

Conjecture 3.15. If C is a set of vertices in P_n with $|C| \approx \frac{1}{2}T_n$, then there are $\lesssim \frac{n}{\sqrt{2}}$ boundary vertices in C .

Proof sketch, using Conjecture 3.14. The number of vertices in an ice cream cone packing filling exactly i diagonal rows of P_n is T_i . From Conjecture 3.14, the maximum number of boundary vertices occurs when $T_i \approx T_n - T_i$ or $2T_i \approx T_n$, and that number of boundary vertices will be i .

Note $2T_i \approx T_n$ implies $\frac{2i(i+1)}{2} \approx T_n$, giving $i^2 + i - T_n \approx 0$. We solve to find $i \approx \frac{-1 \pm \sqrt{1+4T_n}}{2} \approx \frac{\sqrt{4T_n}}{2} \approx \frac{n}{\sqrt{2}}$, where in the last step we have used the approximation $T_n = \frac{n(n+1)}{2} \gtrsim \frac{n^2}{2}$. □

We can now derive Conjecture 3.13 from the above two conjectures.

Proof of Conjecture 3.13 from Conjectures 3.14 and 3.15. Suppose that $k \leq \frac{n}{2\sqrt{2}}$ lions can clear P_n . Thus at the final time step, there must be T_n cleared vertices. Lemma 3.6 tells us that $|C(t+1)| - |C(t)| \leq k \leq \frac{n}{2\sqrt{2}}$ for all times t . There must have been a time t such that the number of vertices in $C(t)$ was approximately $\frac{1}{2}T_n$ and $|C(t+1)| > |C(t)|$. At that same time, there would have been $\frac{n}{\sqrt{2}}$ boundary vertices by Conjecture 3.15. By Lemma 3.7, the number of boundary vertices cannot

increase in the next time step, so in fact $|C(t+1)| \leq |C(t)|$. This is a contradiction, and thus fewer than $\approx \frac{n}{2\sqrt{2}}$ lions cannot clear P_n . \square

4. CONNECTION TO CHEEGER CONSTANT

In graph theory, the term *Cheeger constant* refers a numerical measure of how much of a bottleneck a graph has. The term arises from a related quantity, also known as a Cheeger constant, that is used in differential geometry: the Cheeger constant of a Riemannian manifold depends on the minimal area of a hypersurface that is required to divide the manifold into two pieces [4]. For both graphs and manifolds, the Cheeger constant can be used to provide lower bounds on the eigenvalues of the Laplacian (of the graph or of the manifold). In the graph theory literature, there are several different quantities known as the Cheeger constant, and they are each defined slightly differently. For some more background and applications of Cheeger constants to graphs, see [5, Chapter 2]. In this section, we show a relationship between the Cheeger constant of a graph and the number of lions needed to clear this graph of contamination.

Let us simplify the lion and contamination problem a bit. Recall a graph with *polite lions* is one in which at each turn, at most one lion can move. We will now define a new value for our graph, which we will call the *volume Cheeger constant*.

Definition 4.1. For a graph G , let the volume Cheeger constant be

$$g := \min \left\{ \frac{|\partial S|}{\min\{|S|, |\bar{S}|\}} : S \subseteq V(G), S \neq \emptyset, S \neq V(G) \right\}.$$

We now give lower bounds on the number of lions needed to clear a graph in terms of the volume Cheeger constant. We do this first for polite lions, and then next for arbitrary lions.

Theorem 4.2. *Let G be a connected graph with vertex set V and with volume Cheeger constant g . If $k \leq \frac{1}{2} \lfloor \frac{|V|}{2} \rfloor g$, then G cannot be cleared by k polite lions.*

Proof. Suppose that $k \leq \frac{1}{2} \lfloor \frac{|V|}{2} \rfloor g$ impolite lions can clear G . Since the number of cleared vertices can increase by at most one in each step with polite lions, in the process of clearing there must be a time t satisfying $|C(t)| = \lfloor \frac{|V|}{2} \rfloor$. Now, by the definition of the Cheeger constant g , we have $|\partial C(t)| \geq \lfloor \frac{|V|}{2} \rfloor g$. Since $2k \leq |\partial C(t)|$, this implies by Lemma 3.7 that $|C(t+1)| \leq |C(t)|$. Therefore the number of cleared vertices is always at most $\lfloor \frac{|V|}{2} \rfloor$, contradicting the clearing of G with k lions. \square

Theorem 4.3. *Let G be a connected graph with volume Cheeger constant g . If $k \leq \frac{g|V|}{4+g}$, then G cannot be cleared by k lions.*

Proof. If $k \leq \frac{g|V|}{4+g}$, then it follows that $k(2 + \frac{g}{2}) \leq \frac{g|V|}{2}$, and hence $2k \leq g(\frac{|V|}{2} - \frac{k}{2})$. This implies that for any x satisfying $0 \leq x \leq \frac{k}{2}$, we have $2k \leq g(\frac{|V|}{2} - x)$. By definition of the volume Cheeger constant, $g \leq \frac{|\partial S|}{\frac{|V|}{2} - x}$, where S is any subset of V of size $\frac{|V|}{2} \pm x$. Combining these two facts implies that for any x satisfying $0 \leq x \leq \frac{k}{2}$, we have $2k \leq g(\frac{|V|}{2} - x) \leq |\partial S|$, where $S \subseteq V$ is any set of size $|S| = \frac{|V|}{2} \pm x$. By Lemma 3.6 the size of the cleared set can increase by at most

k in any step. Therefore there is some time t when the number of cleared vertices is within $\pm \frac{k}{2}$ of $\frac{|V|}{2}$ and when $|C(t+1)| > |C(t)|$. But since $2k \leq |\partial C(t)|$ at this time step t , Lemma 3.7 then implies that the number of cleared vertices cannot increase in the next set, giving a contradiction. Therefore k lions do not suffice to clear graph G . \square

The advantage of using the volume Cheeger constant is that it gives a lower bound on the number of lions needed to clear an arbitrary graph. That is not to say that the bound obtained by this method is near the optimal number of lions. Rather, Theorems 4.2 and 4.3 gives a weak bound for any graph, including graphs that do not have obvious symmetry that can be used to discover a better bound.

For example, if the volume Cheeger constant is $g = 1$, which happens if G is a complete graph, then Theorem 4.3 implies that at least $|V|/5$ lions are needed to clear the graph G . If $g = 1$, then Theorem 4.3 says that at least $|V|/9$ lions are needed.

5. CONCLUSION AND QUESTIONS

We conclude with a collection of open questions, that we hope will inspire future work.

Question 5.1. Let G be a connected graph and let H be a connected subgraph. If k lions can clear G , then can k lions clear H ? Prove or find a counterexample.

This question is not a priori obvious even if $V(H) = V(G)$, nor if H is an *induced* subgraph.

Remark 5.2. Note that the square grids are subgraphs of R_n (with diagonals removed), so if the above question is answered in the affirmative, our results might be able to be used to prove some results from [2] — see Theorem 3.12.

Question 5.3. We define a sweep of a graph to be *monotonic* if every vertex that is cleared never again becomes recontaminated. If a graph G admits a sweep by k lions, then does it necessarily admit a monotonic sweep by k lions? And if not, then what is the smallest possible counterexample, both in terms of k and in terms of the number of vertices in the graph? For these questions, the lions are allowed to choose their starting positions.

See [7] for a different type of sensor motion (also in which contamination lives on the edges) in which the existence of a sweep implies the existence of a monotonic sweep.

Question 5.4. Consider the graphs $C(n, k)$ which have n evenly-spaced vertices around a circle, and all edges of length at most k steps around the circle. For $k = 0$, this is n distinct points; for $k = 1$ this is a circle graph; for $k = 2$ a bunch of triangles form. How many lions are needed to clear these graphs of contamination? For $k = 1$ it is clear that 2 lions suffice. For $k > 1$ one can see that $2k$ lions suffice (note 4 lions are likely needed for $k = 2$ and n large). What are the best lower bounds we can get on the number of lions needed?

Question 5.5. What can we say about strongly regular graphs, of type (n, k, λ, μ) ? What bounds on the number of lions needed can we give in terms of n, k, λ, μ ?

Question 5.6. Given a way to discretize a Euclidean domain into a graph, what can be said about the number of lions needed to clear the graph, perhaps as the number of vertices in discretization goes to infinity? For domains in the plane one might expect the number of lions to scale in relationship with a length, and for domains in \mathbb{R}^n one might expect the number of lions to scale in relationship to a $(n - 1)$ -dimensional volume. In what settings are results along these lines true? See Corollary 9.1 of [1] for related ideas. What can be said about the relationship between the number of lions needed for different types of discretizations, say triangular versus square versus hexagonal triangulations of a planar domain, perhaps as the number of vertices goes to infinity?

Question 5.7. There are several related notions of Cheeger constants on graphs, all of which are different discretizations of the Cheeger constant of a manifold. In Section 4 we consider a connection between the *volume* Cheeger constant and the number of lions needed. A more commonly studied discretization, however, is the *edge* Cheeger constant of a graph. Suppose we only considered *monotonic* sweeps — sweeps in which the number of cleared vertices is not allowed to ever decrease, as in Question 5.3 — by caffeinated lions (lions which must move at every step). Is the edge Cheeger constant relevant for bounding the number of lions (from below) needed for monotonic sweeps by caffeinated lions?

REFERENCES

- [1] Brooks Adams, Henry Adams, and Colin Roberts. Sweeping costs of planar domains. In *Research in Computational Topology*, pages 71–92. Springer, 2018.
- [2] Florian Berger, Alexander Gilbers, Ansgar Grüne, and Rolf Klein. How many lions are needed to clear a grid? *Algorithms*, 2(3):1069–1086, Sep 2009.
- [3] Peter Brass, Kyue D Kim, Hyeon-Suk Na, and Chan-Su Shin. Escaping off-line searchers and a discrete isoperimetric theorem. In *International Symposium on Algorithms and Computation*, pages 65–74. Springer, 2007.
- [4] Jeff Cheeger. A lower bound for the smallest eigenvalue of the Laplacian. In *Proceedings of the Princeton conference in honor of Professor S. Bochner*, pages 195–199, 1969.
- [5] Fan R. K. Chung. *Spectral graph theory*. Regional conference series in mathematics. Published for the Conference Board of the mathematical sciences by the American Mathematical Society, 1997.
- [6] Adrian Dumitrescu, Ichiro Suzuki, and Paweł Żyliński. Offline variants of the “lion and man” problem: Some problems and techniques for measuring crowdedness and for safe path planning. *Theoretical Computer Science*, 399(3):220–235, 2008.
- [7] Andrea S LaPaugh. Recontamination does not help to search a graph. *Journal of the ACM (JACM)*, 40(2):224–245, 1993.

Email address: `henry.adams@colostate.edu`

Email address: `leah.gibson@rams.colostate.edu`

Email address: `jack.pfaffinger@colostate.edu`