

# RegulaTOR: A Powerful Website Fingerprinting Defense

James K Holland  
University of Minnesota  
holla556@umn.edu

Nicholas Hopper  
University of Minnesota  
hoppernj@umn.edu

**Abstract**—Website Fingerprinting (WF) attacks are used by passive, local attackers to determine the destination of encrypted internet traffic by comparing the sequences of packets sent to and received by the user to a previously recorded data set. As a result, WF attacks are of particular concern to privacy-enhancing technologies such as Tor. In response, a variety of WF defenses have been developed, though they tend to incur a high bandwidth and latency overhead or require additional infrastructure, making them difficult to implement in practice. Some lighter-weight defenses have been presented as well; still, they attain only moderate effectiveness against recently published WF attacks. In this paper, we aim to present a realistic and novel defense, Regulator, that demonstrates improved overhead and high effectiveness against current WF attacks. In the closed-world setting, this defense reduces the accuracy of the state-of-the-art attack, Tik-Tok, against lightweight defenses from 66% to 22.9%. To achieve this performance, it requires minimal added latency and a bandwidth overhead 38.1% less than the leading lightweight defense. In the open-world setting, Regulator limits a precision-tuned Tik-Tok attack to an  $F_1$ -score of .087, compared to .625 for the best comparable lightweight defense.

## I. INTRODUCTION

The low-latency anonymity network Tor protects the privacy of its users' internet browsing habits, allowing them to evade surveillance, tracking, and censorship. To do this, it encrypts internet traffic while routing it through a series of volunteer-run nodes, preventing any single node from knowing both the origin and destination of the communications [1]. As a result, traffic destinations (such as web sites) cannot determine the identities of their users, and local observers (such as malware, network administrators, or ISPs) cannot see the destinations of users' traffic.

Furthermore, Tor has become stunningly popular in recent years, with millions of daily users [2]. However, recent research has shown that Tor is vulnerable to a type of traffic analysis attack known as *website fingerprinting* (WF) [3], [4], [5], [6], [7], [8], [9]. In a WF attack, a passive eavesdropper attempts to determine the destination of encrypted traffic by observing the sequences of packets sent and received by the user. The attack takes place between the user and the first node in the Tor network and uses features such as the volume of incoming and outgoing packets and the relative timing of these packet 'bursts.' With this information, the attacker then compares the collected packet trace to a previously collected database of website-trace pairs and classifies each trace accordingly. Thus, WF is essentially a classification prob-

lem with the destination websites as classes and information collected from the packet trace as useful features.

Since a passive, local eavesdropper is a weak adversary, WF attacks against Tor users represent a fairly realistic possibility, and could be used to identify users who visit 'censored' or forbidden websites. Since this poses an obvious threat to users' privacy, researchers have developed a variety of defenses [10], [11], [4], [12], [13], [14], [15]. The goal of these defenses is to alter traffic in a manner that makes it difficult to determine which website is associated with each packet trace, and they typically operate by strategically adding 'dummy' packets or delaying packets, altering the patterns in each trace.

However, the Tor Project has been hesitant to implement past defenses, as most would either impact user experience with increased latency, burden the Tor network with increased bandwidth, or require the creation and maintenance of additional infrastructure. Additionally, many of the defenses have simply been proven ineffective against the latest attacks, which utilize large data sets and sophisticated deep learning techniques to thoroughly defeat all but the most-effective defenses. One exception is the recent FRONT defense, which provides some protection against recent WF attacks with moderate bandwidth penalties [15] and without additional infrastructure or data set collection. However, we find that the trade-off between overhead and performance can be further improved through the use of the Regulator defense.

Our contribution in this work is the Regulator defense, which provides strong protection against state-of-the-art WF attacks with moderate bandwidth overhead and a small latency penalty. Regulator works by regulating the size and shape of packet 'bursts' that frequently occur in download traffic in order to efficiently mask potentially revealing features. To do this, whenever a download traffic 'burst' arrives, Regulator starts sending packets at a set initial rate to avoid leaking information about the size of the burst. Then, it decreases the packet sending based on a set 'decay rate' parameter, which regularizes the burst shape. If no packets are available when one is scheduled, a dummy packet is sent instead. However, due to the heavy 'burstiness' of web-browsing traffic, this download padding approach can be carried out with limited overhead. Regulator then sends upload packets at regulator intervals of download packets (e.g. every 4th), which is straightforward given the predictability of the burst-decay pattern of the download padding. Moreover, sending

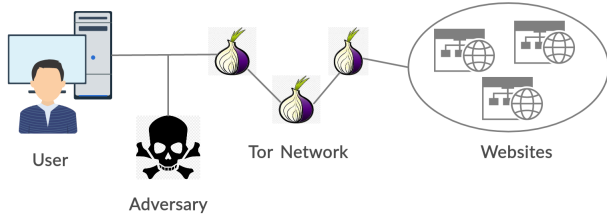


Fig. 1. WF Attack on Tor

upload packets based on download traffic incurs little latency overhead, as upload traffic mimics to download traffic (albeit with less volume) in web browsing traffic, as shown later in this paper.

The Regulator approach deviates significantly from previously proposed WF defenses. First, it alters traffic in a time-sensitive manner and with a focus on sending standardized bursts, while other defenses (with the exception of FRONT) tend to insert padding consistently along the packet sequence. Furthermore, it uses different strategies to alter upload and download traffic, while the only differences between upload and download padding in many other defenses are the parameters used. Lastly, Regulator uses the observed similarity between upload and download traffic to send upload traffic as a function of download traffic, preventing upload traffic from leaking any further information.

We also re-evaluate previously presented attacks and defenses on our data set for direct comparison, which demonstrates the superiority of our approach. In the closed-world setting, Regulator reduces the accuracy of the state-of-the-art attack, Tik-Tok, to only 22.9% compared to 66.0% for FRONT-2500. Furthermore, it requires minimal latency overhead and a bandwidth overhead of only 80.9% on our data set, while FRONT-2500 requires a bandwidth overhead of 119%. In the open-world setting, Regulator's performance advantage is even more severe, reducing the  $F_1$ -score of a precision-tuned Tik-Tok attack to .087, compared to .625 for FRONT-2500. Thus, Regulator drastically outperforms comparable defenses in terms of efficiently defending traffic in the open-world setting.

## II. BACKGROUND AND RELATED WORK

### A. Website Fingerprinting Attacks

Hintz et al. [16] were the first to demonstrate success in WF attacks using the set of file transfer sizes to distinguish web pages. While this attack and others appeared to be effective against other privacy and anonymity systems, such as VPNs, [17], [18], Tor at first appeared to be immune due to constant-size cell-padding, circuit multiplexing, and network-induced delays. However, later attacks utilized packet volume and timing features to greatly increase WF attack effectiveness against Tor [3], [4]. The first of these attacks by Panchenko et al. used a set of custom features along with a support vector machine to classify packet sequences with high accuracy. The

other attack by Cai et al. used the edit distance of packet sequences as a distance metric while extending a web page classifier to a web site classifier using Hidden Markov Models. This attack also defeated rival application-level defenses such as HTTPoS and randomized pipelining.

Wang et al. then made further improvements [5], first by improving data gathering and pre-processing, and later by using a large feature set with a k-nearest neighbors algorithm [19]. As a result, WF attacks could be done both quickly and accurately. Later, the k-fingerprinting approach [6], which used a series of simple but important features along with random forests and k-nearest neighbors, further improved accuracy. But, most importantly, k-fingerprinting demonstrated effectiveness in a more realistic open-world setting with a world size much larger than in previous works, indicating the possibility of WF attacks being carried out in the wild.

Soon afterward, The CUMUL approach [20] was presented by Panchenko et al. By sampling features from the cumulative representation of a trace, it manages to outperform previous attacks while staying computationally efficient. However, open-world accuracy suffered for realistic world size, calling into question the ability of WF attacks to be used against individual web pages rather than for entire web sites.

More recent approaches have employed deep learning techniques with remarkable effectiveness, putting to rest doubts about the realistic application of WF attacks. Rimmer et al. collected a large data set and trained three models: Stacked Denoising Autoencoders, Convolutional Neural Networks, and Long Short-Term Memory Networks. While these models demonstrate high accuracy, the Deep Fingerprinting approach by Sirinam et al. [7] further improved the state-of-the-art using Convolutional Neural Networks. Most importantly, Deep Fingerprinting manages to defeat the WTF-PAD defense and achieves high accuracy against the Walkie-Talkie defense in the closed-world scenario. As a result, this paper uses Deep Fingerprinting as a benchmark to test the Regulator defense and its rivals. Furthermore, the p-FP approach by Oh et. al [21] demonstrates that deep neural networks can be used to generate feature vectors to improve previous WF attacks in a variety of settings, such as search query and onion service fingerprinting or against WF defenses.

The Tik-Tok attack [9] further improves the Deep Fingerprinting attack by using burst-level timing features. While previous attacks have ignored granular timing information, Tik-Tok uses the combination of directional and timing features to achieve state-of-the-art accuracy against WF defenses, including an implementation of the Walkie-Talkie defense. As a result, we use Tik-Tok as a benchmark in this paper.

Lastly, Var-CNN [22] manages to achieve high accuracy while using a reduced data set, making the real-world application of WF even more straightforward.

### B. Website Fingerprinting Defenses

To defend against WF attacks, WF defenses alter traffic to reduce the amount of useful information revealed by the packet trace. Defenses typically do this through some combination

of ‘dummy’ packets and inserting delays into the traffic to confuse the attacker. For clarity, we categorize previously published defenses into three broad categories, which we call ‘imitation,’ ‘regulation,’ and ‘alteration.’ A summary of published defenses organized by category is given in table I.

*Imitation* defenses attempt to make packet sequence appear similar or identical to sequences of packets associated with other potential destinations, thus preventing an attacker from distinguishing between them. While these defenses are often effective with moderate bandwidth overhead, they require information about other packet sequences to imitate. As a result, they require the implementation of additional infrastructure or the storage of data about a user’s previously visited web pages, which is potentially difficult and risky from a privacy perspective. Still, several instances of this defense type have been presented, starting with Traffic Morphing by Wright et al. [10]. This defense used convex optimization techniques to add packets and alter packet lengths to match other packet sequences, which had been previously stored by the client. However, Traffic Morphing is ineffective on Tor, which pads each ‘cell’ to a constant size. Later, Panchenko et. al [3] presented a method to ‘camouflage’ a trace by loading another ‘decoy’ simultaneously with the original one. While this approach appeared relatively effective at first, it has since been defeated by WF attacks.

More recently, Supersequence [19] calculates ‘anonymity sets,’ which are groups of similar packet sequences that are created to minimize the overhead needed to pad them such that an attacker cannot distinguish between them. Then, the shortest common supersequence is calculated to carry out the padding efficiently. While the defense can be proven to be effective, it relies on knowledge of the entire data set and significant data overhead. Additionally, the Glove defense [23] uses a similar strategy of clustering web pages using k-medoids and dynamic time warping for distance matrix calculation. Then, it creates ‘super-traces’ to cover the packet sequences in their respective clusters. While Glove could provide information-theoretic security guarantees and the ability to tune between using latency or additional bandwidth, it also requires an unrealistic amount of information about other packet sequences.

The most recent imitation defense is Walkie-Talkie [14], which provides a high degree of security with moderate latency and bandwidth penalties. Its approach is to operate Tor Browser in half-duplex mode, meaning that the browser is either loading a page or making requests, but does not interleave these states. This simplifies the packet sequences somewhat, limiting the information available to an attacker. While visiting a web page, the defense also uses ‘burst molding,’ which uses information about another packet sequence to insert dummy packets into the original, creating a supersequence and making the two defended sequences identical. To further increase censorship resistance, Wang et al. also described how packet sequences associated with a ‘sensitive’ web page could be mixed with a packet sequence associated with a non-sensitive one, and vice versa. Walkie-

Talkie also partially side-steps concerns about knowledge and storage of other packet sequences by storing only burst-level features. Walkie-Talkie is effective against all defenses except for Tik-Tok [9], which uses timing information to distinguish defended packet sequences.

*Regulation* defenses attempt to make WF attacks difficult or impossible by regulating the packet sending. The original regulation defense, BuFLO [24], was primarily created to demonstrate that such a WF defense was possible, albeit inefficient, given that previous attempts had failed to block attackers from making use of coarse features such as total time, packet distribution, and the volume of incoming or outgoing packets. BuFLO essentially operates by sending packets at fixed intervals for a set length of time. If no packet is available at the set time, then a dummy one is sent instead. Later, CS-BuFLO [25] was presented as an improved version of BuFLO that adapts its transmission rate to reduce overhead and congestion. Another BuFLO variant, Tamaraw [12] reduced overhead while functioning as a “theoretically provable” BuFLO, allowing for the calculation of a “maximum attack-accuracy guarantee.” While these defenses are very resistant to WF attacks and require no additional infrastructure or information about other packet sequences, their latency and bandwidth penalties are too high for practical use.

Still, WTF-PAD [13] manages to efficiently regularize some aspects of the packet sequence by using an approach based on Adaptive Padding [17], which was developed to prevent end-to-end traffic analysis. It does this by filling long gaps in packet sequences (which could be readily used by a WF attacker) whenever the gap between packets is larger than time length sampled from a distribution of typical inter-arrival times. By reducing the amount of information leaked by each trace while imposing only a moderate bandwidth penalty, WTF-PAD is one of the strongest practical defenses. While more recent WF attacks have defeated it, WTF-PAD is re-evaluated for comparison in this paper.

*Alteration* defenses aim to significantly change packet sequence features to confuse attackers and make it likely that defended sequences are misclassified. Early versions of alteration defenses were often application-level defenses, which aimed to alter packet sequences by changing browser behavior. One early example tested in Tor was HTTP pipelining, which consists of multiple HTTP requests sent with a single TCP connection [26]. The HTTPPOS defense [11], designed to prevent information leaks from encrypted flows, uses HTTP pipelining along with a variety of other browser changes, such as dummy requests, altered TCP window sizes, multiple TCP connections, and HTTP Range requests. Further, Tor also tested a browser that requested embedded objects randomly. Still, these application-level defenses were defeated by Cai et al. [4].

Another alteration defense is the recently-published FRONT [15], which focuses on adding dummy packets to the front of packet sequences, where most of the information about the associated web page is leaked. It also heavily emphasizes randomized padding by randomly choosing both the distri-

bution and the volume of added packets. As a result, the packet sequences associated with any given web page often look completely different from one another in terms of both total packet volume and location of packet bursts, making it difficult for the WF attacker to accurately categorize packet sequences. FRONT requires no additional latency, a moderate bandwidth penalty, and no data collection or infrastructure. Still, it manages to be one of the most effective of the practical and readily-implemented defenses, making it a primary target of comparison in this paper.

Lastly, other defenses such as GLUE [15] take a completely different approach to defense. Specifically, Glue makes it difficult for the attacker to distinguish between the packet sequences generated from a series of web page loads done within a limited time frame. While GLUE appears to be effective, it makes assumptions about the user that are difficult to verify and potentially unrealistic. Thus, it is not implemented in this paper.

### III. PRELIMINARIES

#### A. WF Attack Description

For WF attacks, the threat model is a passive, local adversary who eavesdrops on network traffic. Potential attackers include ISPs, network administrators, malware or packet sniffers, and the guard (first) node of the Tor network, as shown in figure 1. However, the attacker is not able to modify traffic in any way. Furthermore, we assume that the attacker is already aware of the identity of the target, and is trying to determine the web browsing behavior of that target.

To carry out the attack, the attacker first collects the traffic trace (or packet sequence) associated with the target’s web browsing. The attacker then stores the trace as a list of (time, packet length) pairs, where negative lengths indicate incoming packets, and positive lengths indicate outgoing packets. Then, the attacker extracts features from the trace and compares it to a data set of (trace, web page) pairs, picking the web page that is the most similar based on some set of features.

Additionally, it should be noted that packet lengths are not typically useful for WF attacks done on Tor, since Tor cells are padded to a constant length. Accordingly, WF attacks on Tor ignore this information. However, packet *timing* information has been successfully used to improve accuracy in recent work [9], so we include it in our trace description.

#### B. WF Evaluation

WF attacks are typically tested in two different settings: *closed-world* and *open-world*. In the closed-world setting, we assume that the target visits one of a defined set of web pages, and the attacker simply has to determine which of those web pages was visited. Because a realistic target may visit any number of web pages, this setting is unrealistic. Still, the closed-world accuracy is useful for comparing and evaluating defenses against a relatively strong WF attacker.

On the other hand, the open-world setting provides a much more realistic setting, where the target can visit any number of web pages. In this case, the attacker’s goal is to determine

whether or not the target visited a *monitored web page* using information from the packet trace. While this task is significantly more difficult given that the attacker can’t possibly train a model on all possible web pages, it is much more similar to the real-world scenario of an adversary trying to catch users visiting censored web pages.

Early WF attacks often reported poor performance in the open-world setting [20], but more recently presented techniques have improved performance in realistic settings [7], [22], [9], highlighting the need for effective WF defenses.

#### C. Metrics

In the closed-world setting, the evaluation is straightforward, as the attacker simply needs to determine the correct website with the highest possible accuracy. However, the open-world setting is more complicated due to the imbalanced classes, as the attacker may only be able to monitor a small portion of web pages a user could visit. Thus, there is a strong potential for false-positives to outnumber the number of true positive results. This possibility was discussed in the Tor community [27], and attacks have since aimed to maximize the *precision* of their classifiers. In the WF scenario, the precision represents the monitored web pages that were detected compared to all of the web pages predicted to be in the monitored set. Accordingly, precision is a much more useful metric for evaluating the usefulness of a WF attack in a realistic scenario.

#### D. Defense Overhead

WF defenses have the potential to impact user experience and increase strain on the Tor network by increasing latency, delaying page loading, and increasing the required bandwidth. As a result, we evaluate the *latency overhead* and *bandwidth overhead* of each defense. The latency overhead is found by calculating the additional time required to send the *defended* trace compared to the undefended trace and dividing by the time required to send the original trace. In practice, we do this by subtracting the sending time of the last *real* packet in the defended trace from the sending time of the last packet in the undefended trace. Intuitively, the aim of latency overhead is to indicate how much longer the user will have to wait to load a web page.

The bandwidth overhead is found by dividing the number of dummy packets sent in the defended trace and dividing by the number of packets in the undefended trace. Essentially, it represents how much more data will be uploaded and downloaded while loading a web page with a WF defense enabled. While increased bandwidth may strain Tor network, discussion in the Tor community indicates that it is far preferable to latency overhead [28], which more directly impacts user experience and is more difficult to implement. As a result, the Regulator defense aims to defeat WF attacks primarily through increased bandwidth, while increasing latency only minimally.

#### E. Data Sets

Our evaluation uses two data sets provided by Sirinam et al. that were originally collected to test their Deep Fingerprinting

Category	Defense	Data Overhead	Latency Overhead	Additional Requirements	Defeated
Imitation	Traffic Morphing [10]	None	Moderate	Preliminary Trace Collection	Yes
	Decoy [3]	None	High	Loads another web page simultaneously	Yes
	Supersequence [19]	None	High	Knowledge of other traces	No
	Glove [23]	High	High	Knowledge of other traces	No
Regulation	Walkie-Talkie [14]	Moderate	Moderate	Knowledge of burst information, half-duplex	Yes
	BuFLO [24]	Very High	Very High	None	No
	CS-BuFLO [25]	Very High	Very High	None	No
Alteration	Tamaraw [12]	Very High	Very High	None	No
	HTTPOS [11]	None	Moderate	Browser modifications	Yes
	WTF-PAD [13]	None	Moderate	None	Yes
Other	FRONT [15]	None	Moderate	None	Partially
	Glue [15]	None	Moderate	User behavior assumptions, trace database	No

TABLE I  
SUMMARY OF WF DEFENSES

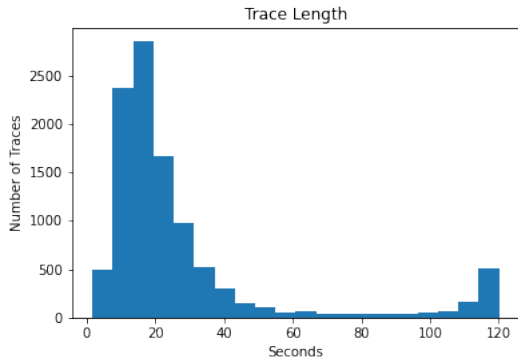


Fig. 2. Distribution of Trace Lengths

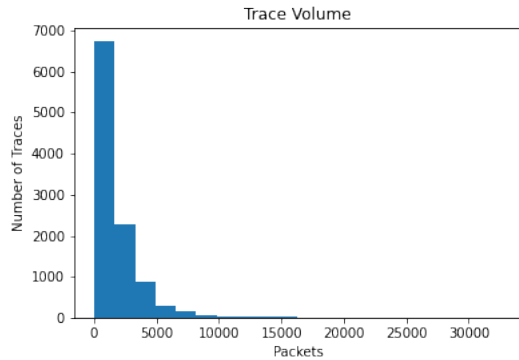


Fig. 3. Distribution of Trace Volume

attack [7]. The first data set, meant for use in the closed-world setting, consists of 95 unique web pages with 1000 associated traces each. In this paper, we refer to it as  $DS_c$ . It was collected by visiting the homepages of websites in the Alexa top 100 using tor-browser-crawler [29]. The crawling was batched over a period of time to control for both long and short-term variance, as described by Wang et al. [5].

The open-world data set, which we refer to as  $DS_o$ , consists of individual traces from over 40,716 web pages, allowing for this attack setting to be run with a large unmonitored set. It was collected by visiting each of the web pages in the Alexa rankings 100-50,000 once using tor-browser-crawler.

To create defended data sets, we simulated the defenses on the data sets using either our own scripts or those provided by their authors [15], [13], [12]

To summarize the variance of the packet sequences in the data set, figures 2 and 3 illustrate the distribution of trace volume in terms of both time and bandwidth.

#### IV. REGULATOR

##### A. Regulator Justification

Given that the majority of relatively efficient previous WF defenses have been defeated, we aim to design a defense that

can resist WF in both open-world and closed-world settings. Additional latency appears to be especially discouraged by Tor developers [28], so we design Regulator to minimize the latency overhead of the defense. We also aim to keep the implementation simple and functional without requiring frequent tuning or collection of data sets, which is generally required in machine learning-based defenses. While this task is difficult, there are a few insights that allow for an effective defense to operate with modest overhead.

First, we observe that the **packet traces are particularly burst-heavy** in that they consist of infrequent and irregular ‘bursts’ of packets sent with little inter-packet delay. Furthermore, the location, size, and timing of these bursts represent coarse features that leak a significant amount of information about the traces. The importance of coarse features is especially apparent given the success of the CUMUL attack [20], which exhibits high accuracy while extracting its features from the cumulative representation of the trace. This observation also explains the relative success of FRONT [15] compared to WTF-PAD [13]; while FRONT achieves reasonable effectiveness by adding bursts of varying sizes and locations to both the incoming and outgoing packets (thus,

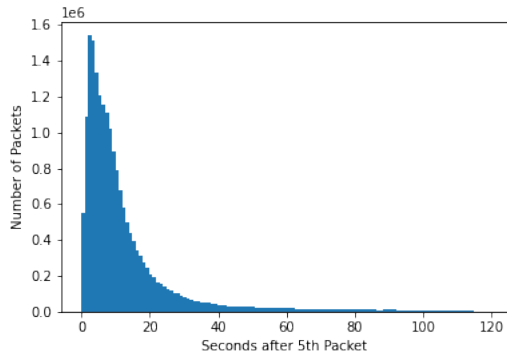


Fig. 4. Download packet sending volume after first burst

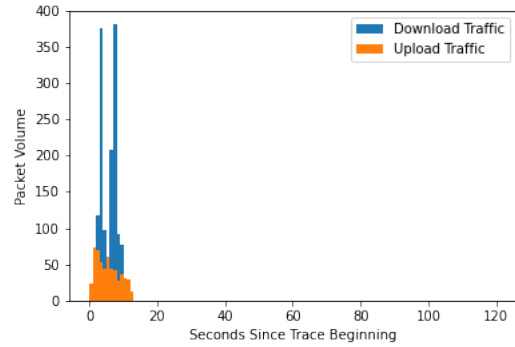


Fig. 5. Undefended Trace

manipulating the coarse features of the trace), WTF-PAD focuses on filling in statistically unlikely gaps in the traffic. But, because WTF-PAD distributes the padding more equally along the trace, it changes the coarse features much less and leaks significantly more information. To prevent these coarse features from leaking information about the traces, the padding can be done in a more randomized manner to obfuscate the features, which was done in the FRONT defense; or, the bursts in the packet sequences can be regulated in terms of size and location, which is the approach presented in this paper.

Luckily, **regulating the bursts in the packet sequences isn't as difficult as it may seem**, given the similarity of many of the packet sequences in terms of packet distribution. To be specific, a majority of the packet sequences consist of an early sequence of upload packets followed by a sudden burst of download packets as the page begins to download. While the download burst varies in size, it generally decays in volume soon after the initial spike as the web page finishes loading, as shown in figure 4. Thus, regulating the download packet sequences can be done efficiently by adding dummy packets to sequences with smaller initial bursts and by delaying packets in sequences with larger initial bursts.

However, we must defend the upload packet sequence as well, as it leaks a significant amount of information about the associated web page. One relevant insight is that the **timing of upload packets imitates the timing of download packets**, despite the lessened volume of upload packets. An example is presented in in figure 7. In response, our defense models upload packet sending as a function of the download packet sequence. This prevents the upload packet sequence from leaking any further information about the destination web page. Regulator minimizes upload packet latency by increasing the upload sending rate, which is relatively efficient given the lower volume of upload packets. Also, when the upload padding is done as a constant ratio of the download padding (as in, one upload packet is sent for some number of download packets), the purely directional information in the packet sequence becomes useless for WF attackers; accordingly, attacks that rely on directional information, such as Deep Fingerprinting, are ineffective against Regulator.

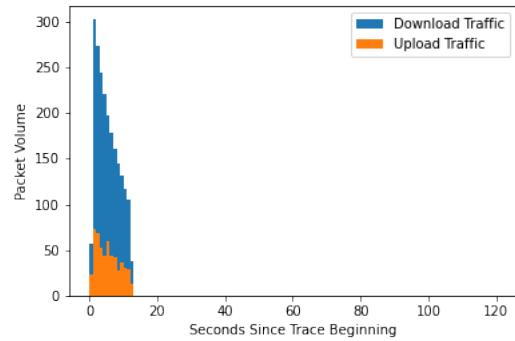


Fig. 6. Regulator-defended Trace

For a visual representation of the Regulator defense, see figures 5 and 6.

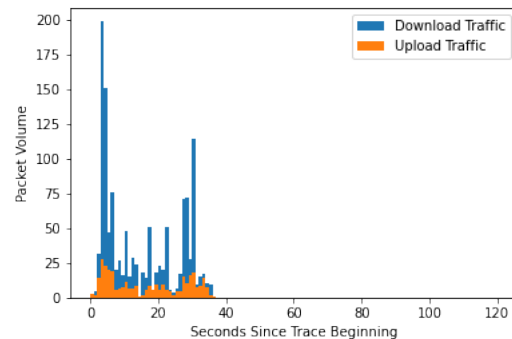


Fig. 7. Example of upload-download traffic similarity

## B. Regulator Design

Parameters	Description
R	Initial burst rate
D	Packet sending decay rate
B	Packet sending rate lower bound
N	Padding budget
T	Burst threshold
L	Download trace minimum size
U	Download-upload packet ratio

---

### Algorithm 1 Regulator download padding main loop

---

```

burst_time ← time of first packet burst
current_time ← 0
while true do
  target_rate = R * D(current_time - burst_time)
  current_time += target_rate-1

  if target_rate < B then
    target_rate = B
  end if

  if waiting_packets > T * target_rate then
    burst_time = current_time
  end if

  if waiting_packets = 0 then
    if sent_dummy_packets < N then
      SEND-DUMMY-PACKET(current_time)
    end if
  else
    SEND-PACKET(current_time)
  end if
end while

```

---

To enact the defense, the middle node in the Tor network pads the download packets, and the client pads the upload packets. The dummy upload packets can be sent to either the middle node or the guard since no coordination is required. We also avoid relying on the guard node to arrange the download padding, as WF attacks may be carried out there.

The Regulator defense pads the download packets as follows: after several packets have been sent, a burst is scheduled by sending packets at rate  $R$ . However, the sending rate is reduced according to the decay constant,  $D$ , such that the sending rate is  $R^{D*t}$ , where  $t$  is the number of seconds since the burst began. If another burst occurs in the ‘real’ packet sequence and the queue of waiting packets increases to some threshold, then another burst of download packets is scheduled to minimize the potential for increased latency. This threshold is calculated as the burst threshold,  $T$ , multiplied by the target rate. Additionally, once the burst is complete and the target rate has decreased to the lower bound  $B$ , it does not decrease

further. See Algorithm 1 for a more formal description of this process.

To minimize bandwidth overhead, the defense also draws a random padding budget from  $(0, N)$ , where  $N$  is the maximum padding size. Once  $N$  dummy packets have been sent, the sending of dummy packets is stopped, though real packets may still be delayed.

Since the total volume of the download packets is a coarse feature that leaks a significant amount of information, we include a lower bound on packet sequence size,  $L$ , to prevent small traces from being readily identified. If a download packet sequence has finished its initial burst and has sent fewer than  $L$  packets, then we keep sending packets according to the target burst rate until at least  $L$  packets are sent.

Regulator pads the upload trace at a constant rate until the initial burst begins to arrive. At this point, the client schedules upload packets to send at some ratio,  $U$ , of the download packet sending rate.  $U$  is chosen to minimize upload packet sending latency, so it will typically send a significant number of dummy packets; however, this isn’t costly bandwidth-wise, as the upload packet sequences are typically small. Also, since the bandwidth padding rate is simply calculated as  $R^{D*t}$ , the client can predict download packet timing and send an upload packet for every  $U$  download packets. If the client detects that the client has stopped the burst padding (due to the web page fully loading or the padding budget being reached), then one upload packet is sent for every  $U$  download packets that arrive.

In this paper, we present two instances of the Regulator defense, Regulator-Light and Regulator-Heavy. While Regulator-Heavy is more effective, it also incurs a higher bandwidth overhead than Regulator-Light.

## V. REGULATOR EVALUATION

### A. Parameter Analysis

Here, we analyze parameter value choices in the Regulator defense in terms of bandwidth overhead, latency overhead, and attack accuracy. For the sake of brevity, we will focus on the parameters that impact defense performance most significantly. These include  $R$ , the initial burst rate,  $D$ , the decay rate, and  $U$ , the download-upload packet ratio.

The initial burst rate parameter sets the rate of packet sending at the beginning of a packet burst. Higher sending rates decrease latency, as fewer packet bursts will be ‘too large’ to be sent immediately and delayed as part of Regulator’s burst regularization. This is true for the upload traffic as well, since the upload packet sending is based on download traffic. An illustration of latency bounds is shown in figure 9. However, increasing the initial burst rate increases bandwidth overhead as well, as shown in figure 10. Furthermore, Regulator performance, measured by Tik-Tok closed-world accuracy, increases while increasing the initial sending rate until the sending rate is about 300. Then, once the sending rate is increased above 350, Regulator performance sharply decreases, as shown in figure 8. Taking into account the above analysis, we chose the initial burst rates used in Regulator-Light and Regulator-Heavy to be 300 and 350 respectively, as these were both associated with

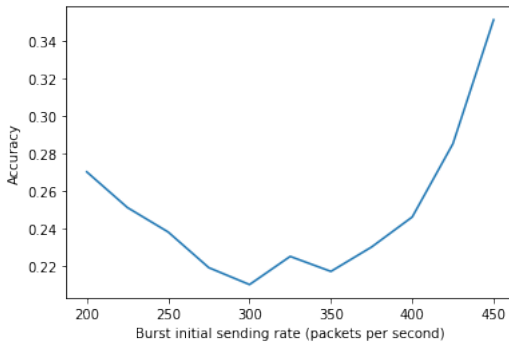


Fig. 8. Tik-Tok Closed-World Accuracy based on initial burst rate

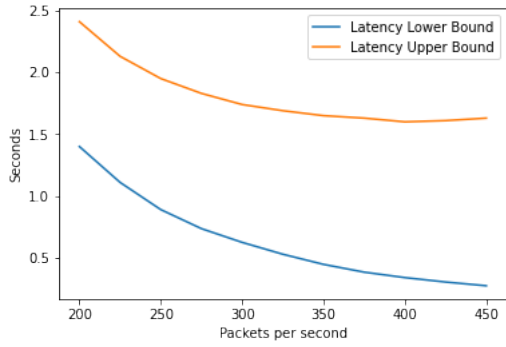


Fig. 9. Latency overhead bounds based on initial burst rate

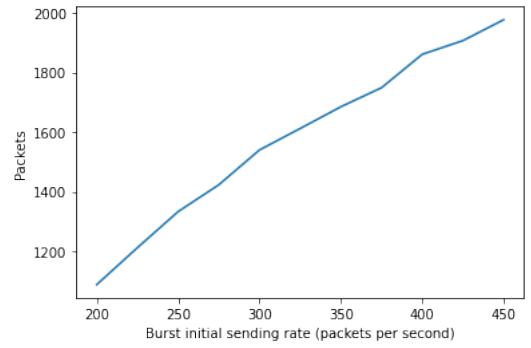


Fig. 10. Bandwidth overhead based on initial burst rate

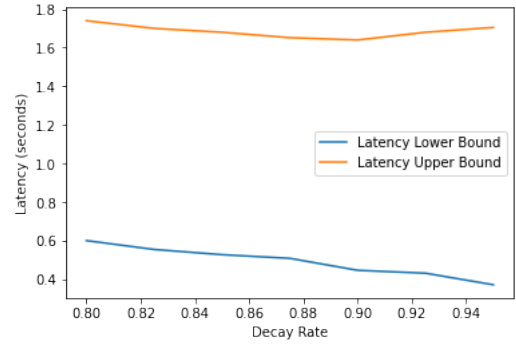


Fig. 11. Latency overhead bounds based on decay rate

high performance while representing different approaches in terms of bandwidth-latency trade-off.

The decay rate sets the rate at which the download packet sending decreases after a packet burst. Higher decay rates result in larger packet bursts, increasing the bandwidth overhead and decreasing the latency overhead. This is illustrated in figures 11 and 12, where larger decay rates lead to slightly lower latency and a sharp increase in bandwidth overhead. Higher decay rates tend to be associated with higher accuracy as well, as shown in figure 13. To balance defense performance with the bandwidth-latency trade-off, we chose decay rates of .85 and .9 for Regulator-Light and Regulator-Heavy respectively.

Choice of download-upload packet ratio has little impact on defense performance, as the defended upload packet sequence should leak little information about the trace. However, it does impact latency and bandwidth overhead. Using the same approach used above, we found that a download-upload packet ratio of 4 provided the best trade-off for both Regulator-Light and Regulator-Heavy.

Table II provides the parameters used in each of the examined defenses. For defenses other than Regulator, default parameters were used. The attacks used in this section used default parameters as well, except for CUMUL, which performs SVM hyperparameter tuning.

### B. Overhead

Table III summarizes the bandwidth and latency overheads for each of the tested defenses on  $DS_c$ . As can be seen, the

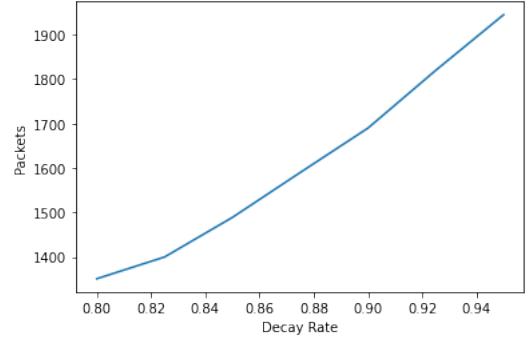


Fig. 12. Bandwidth overhead based on decay rate

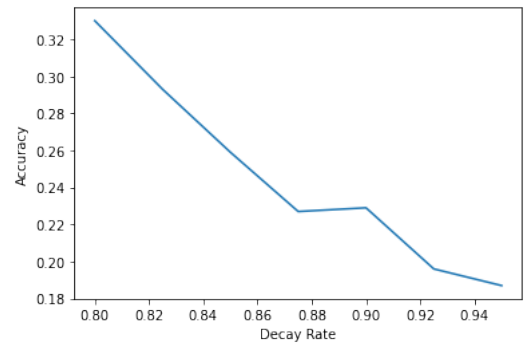


Fig. 13. Tik-Tok Closed-World accuracy based on decay rate



Defenses	Parameters
Tamaraw	$\rho_{out} = .04, \rho_{in} = .012, L = 100$
WTF-PAD	normal_rcv
FRONT-1700	$N_s = N_c = 1700, W_{min} = 1, W_{max} = 14$
FRONT-2500	$N_s = N_c = 2500, W_{min} = 1, W_{max} = 14$
Regulator-Light	$R = 300, D = .85, B = 60, M = 2600, T = 3, L = 300, U = 4$
Regulator-Heavy	$R = 350, D = .9, B = 60, M = 3200, T = 3, L = 500, U = 4$

TABLE II  
DEFENSE PARAMETERS

Defenses	Latency Overhead	Bandwidth Overhead
Tamaraw	27.4-36.9%	196%
WTF-PAD	0%	54.0%
FRONT-1700	0%	81.0%
FRONT-2500	0%	119.0%
Regulator-Light	2.7-6.7%	57.6%
Regulator-Heavy	1.8-5.9%	80.9%

TABLE III  
DEFENSE OVERHEADS ON  $DS_c$

WTF-PAD and FRONT defenses operate with no additional latency, while the Regulator defenses incur a slight delay on some packet sequences, and the Tamaraw defense causes a substantial delay. Still, since this paper measures latency as the delay of the last ‘real’ packet, rather than the last dummy packet sent, the Tamaraw latency may appear smaller than in previous works. The latency is also given as a range, as delaying outgoing packets may delay web page response as well, increasing total latency. However, calculating this delay with simulated defenses is difficult, so a range is given, where the lower bound is the average delay in the incoming packets, and the upper bound is the that value plus the average *maximum* delay of outgoing packets. The average maximum packet latency is used in the upper bound calculation since a web page response won’t be delayed longer than the delay of an outgoing request.

In the Regulator defense, traces with high sending rates tend to be delayed, while the majority of traces are delayed minimally. Furthermore, since the upload delay only occurs in traces with a high ratio of upload to download packets, a majority of those delayed traces have latency overhead closer to the lower bounds shown in table III.

### C. Closed-World

Table IV presents the accuracy achieved by WF attacks on the examined defenses. Since the experiment was done in a closed-world setting, only accuracy is measured. Each attack achieved high accuracy on the undefended data set, with Deep Fingerprinting the most effective. However, CUMUL accuracy sharply decreased for all defenses. Tik-Tok and Deep Fingerprinting were highly effective against WTF-PAD, demonstrated moderate effectiveness against FRONT defenses, and were only marginally effective against Regulator defenses.

No attack was effective against Tamaraw, which is included as an example of defense with theoretical foundations but unrealistically high overhead.

Tik-Tok outperformed Deep Fingerprinting against the Regulator defense, likely due to the use of packet timing to provide further information. Given that Regulator generally sends upload packets at regular intervals, attacks that represent the traces using only packet direction, such as Deep Fingerprinting, are unable to achieve high accuracy. The usefulness of timing information was most apparent with Regulator-Light, which reduced Tik-Tok accuracy to only 34.5% compared to 21.7% for Deep Fingerprinting.

Both Regulator-Heavy and Regulator-Light reduced Tik-Tok and Deep Fingerprinting accuracy significantly more than any other realistic defense. Even when comparing the ‘light’ version of Regulator to the bandwidth-heavy version of FRONT, Tik-Tok accuracy is decreased from 66.0% to 34.5% and Deep Fingerprinting accuracy is decreased from 69.8% to 21.7%. CUMUL accuracy is decreased less so when comparing FRONT to Regulator. We suspect that this is because CUMUL derives a majority of its features from the cumulative representation of the trace, and FRONT effectively obfuscates early incoming and outgoing bursts in the trace, modifying the cumulative representation substantially.

Furthermore, Regulator-Light manages to outperform its rivals while incurring a very small latency overhead and a bandwidth overhead similar to that of WTF-PAD. Regulator-Heavy then further increases this margin with a small latency overhead and a bandwidth overhead still less than that of the lower-overhead version of FRONT.

Defenses	Tik-Tok	DF	CUMUL
Undefended	97.0%	98.4%	97.2%
WTF-PAD	94.2%	92.4%	59.4%
FRONT-1700	78.2%	77.5%	31.6%
FRONT-2500	66.0%	69.8%	17.1%
Regulator-Light	34.5%	21.7%	17.1%
Regulator-Heavy	22.9%	19.5%	15.6%
Tamaraw	10.1%	9.9%	17.0%

TABLE IV  
CLOSED-WORLD ACCURACY

#### D. Open-World

1) *Open-World Setup*: While the closed-world setting is useful for illustrating the relative effectiveness of WF attacks and defenses, it is not a particularly strong indicator of real-world usefulness. As described earlier, the open-world model is characterized by a user who can visit any web page and an attacker who monitors a subset of those web pages while training a classifier to determine whether any given web page is in that monitored set. This attack is typically more difficult to carry out, given that the attacker cannot train the model on many of the packet sequences in the unmonitored set.

In this experiment, when the attacker determines that a packet sequence represents a visit to a monitored web page, this prediction is a true positive if correct and a false positive otherwise. Similarly, if the attacker determines that a packet sequence represents a visit to an unmonitored web page, it is a true negative if correct and a false negative otherwise. An attacker is said to have determined that a web page is in the monitored set if the attacker’s output probability is above a certain threshold. By varying this threshold, we can calibrate the attacks to achieve high recall or high precision.

However, true positive rate (TPR) and false positive rate (FPR) are not particularly useful measures of model performance, since the set of unmonitored web pages may be much larger than the set of monitored ones, causing heavily unbalanced classes. In other words, ineffective WF attacks may still attain a high TPR by simply guessing that all websites are unmonitored! Furthermore, as the unmonitored class size grows, the number of false positives may begin to rival or surpass the number of true positives, making WF attacks impractical [30], [27].

Thus, as described in previous discussions of WF open-world metrics [30], [13], [20], [7], [15], we instead use precision-recall curves to evaluate WF attacks and defenses. We also compare defense effectiveness against attacks tuned for precision or recall in order to better understand the ability of WF attacks to reliably distinguish monitored and unmonitored websites.

To carry out the open-world experiment, we use the two strongest WF attacks (Tik-Tok and Deep Fingerprinting) and evaluate it against the defenses used in the closed-world setting (except for Tamaraw, which prevented both attacks from reporting more than negligible true positives for many thresholds used). Our training and testing setup models that of

the open-world experiment in Deep Fingerprinting [7], which used 85,500 monitored traces (900 each from 95 web pages) with 20,000 unmonitored traces in the training set and 9500 monitored traces (100 each from 95 web pages) with 20,000 unmonitored traces in the testing set.

2) *Open-World Results*: The precision-recall curves for the Tik-Tok attack against the WF Defenses are shown in figure 14. As expected, Tik-Tok achieves both high precision and high recall in the undefended data set, demonstrating the effectiveness of the attack in the open-world setting.

WTF-PAD and the FRONT-Defenses, on the other hand, manage to force the attacker to decide between high precision and high recall; while one can be achieved, it comes at the expense of the other. Accordingly, for an attacker to make predictions without being overwhelmed with false positives, he will miss a majority of the packet sequences associated with monitored web pages.

As shown, regulator defenses greatly outperform their rivals, allowing for high precision only with very low recall. As a result, the Tik-Tok attack is only marginally useful, as few packet sequences can be determined to be in the monitored set with high reliability.

The results for the open-world Deep Fingerprinting attack, shown in figure 15, are similar, except that each of the defenses is moderately more effective in terms of driving down precision and recall values, and the Regulator defense instances are about equal to one another in terms of performance. The similarity between the Regulator defenses is likely the result of Regulator’s ability to mask most features based on directional information.

To better present the impact of WF attack tuning, tables V and VI report the precision, accuracy, and  $F_1$  score of tuned attacks on varying data sets. The ‘Tuned for Precision’ results illustrate that some precision can be attained on defended traces, but at the expense of recall. Likewise, some (often modest) recall can be achieved, but with lessened precision. The better-defended data sets make this trade-off even more severe, with Regulator-Heavy significantly more effective than any other defense against Tik-Tok. Against Deep Fingerprinting, both of the Regulator defenses outperformed others by a large margin.

Essentially, the open-world results indicate that the Regulator defenses display performance high enough to prevent any known WF attack from achieving a useful degree of precision and recall in a realistic setting. This is made even

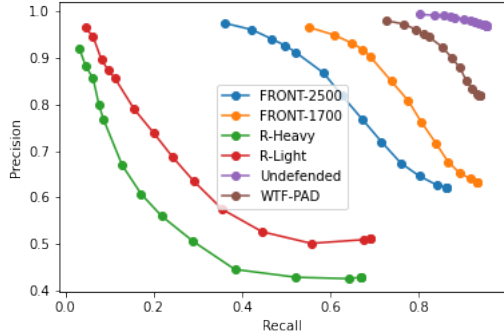


Fig. 14. Tik-Tok Precision-Recall

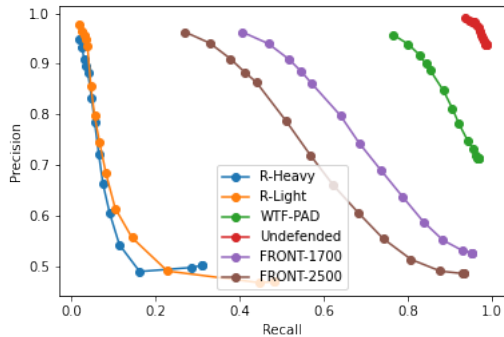


Fig. 15. Deep Fingerprinting Precision-Recall

more apparent by the fact that the open-world setup used in this paper favored the attacker by using a test set where 9500 of the 29,500 traces were from the monitored class. In the real-world, it is unlikely that this proportion of all web pages would be monitored.

### E. Information Leakage

While the accuracy of WF attacks on defended data sets is typically used to evaluate defenses, previous work [31] shows that this approach is inadequate. According to Li et al., accuracy as a metric due is problematic due to its reliance on specific WF attacks. When an attack performs with low accuracy against a given defense, it could be the case that the attack uses a specific set of features that the defense masks, or that the attack is simply inadequate. Furthermore, defenses that appear comparable in effectiveness against current WF attacks may leak varying amounts of information [31], suggesting different levels of effectiveness against more powerful future attacks. In response, Li et al. developed a set of tools to analyze the amount of information leaked by the packet sequences in a data set based on features commonly used in past WF attacks. By using these tools, we can also study the specific features that leak information to compare and tune WF defenses.

Accordingly, we have plotted the results of the information leakage analysis when performed on an undefended data set, a Regulator-heavy defended data set, and a Front-2500

defended data set (see figure 16). In this figure, the amount of information leaked for various features is organized by category. Overall, FRONT-2500 is particularly strong in terms of preventing the packet distribution and cumulative representation features from leaking information, while Regulator-Heavy is best at masking the interval features.

## VI. CONCLUSION AND FUTURE WORK

In this paper, we presented a novel and lightweight WF defense, Regulator, along with the insights that allow for it to operate effectively without large bandwidth or latency penalties. By regulating the download packet sequences to contain large packet bursts that quickly decay, the sequences become difficult to distinguish. Then, because the upload packet sequences closely mimic the download packet sequences, Regulator is able to send upload packets as a function of the download packet timing without incurring high latency or bandwidth overhead. As a result, the download packet sequence is regulated, and the upload packet sequence leaks no further information about the associated web page.

Then, we re-evaluated comparable lightweight WF defenses against state-of-the-art WF attacks to demonstrate that Regulator provides greatly improved defense with comparable or lessened overhead in both the open-world and closed-world settings. To be specific, it reduces accuracy in the closed-world setting to just 22.9%, compared to 66.0% for FRONT-2500, the best published deployable defense. Furthermore, it achieves this performance with only 80.9% bandwidth overhead and minimal latency overhead, while FRONT-2500 requires 119% bandwidth overhead. Most importantly, however, it prevents state-of-the-art WF attacks from detecting visits to monitored web pages with useful accuracy, demonstrated by the precision-tuned Tik-Tok attack receiving an  $F_1$ -score of only .087 (compared to .625 for FRONT-2500). Thus, Regulator represents a large step forward in terms of deployable WF defenses.

While Regulator prevents an attacker from linking a defended packet sequence with an associated web page, we did not test it in terms of preventing an attack from identifying a web *site* based on a series of page loads. This task may be easier for an attacker able to use information about multiple web pages on the same web site as well as information about how users typically interact with these web sites. Thus, defending against this type of WF attack is left for future work. Other potentially interesting settings for further analysis include testing Regulator with only packet sequences collected using the fastest or slowest circuits, varying the size of the unmonitored or unmonitored sets in the open-world attack, and varying the data set size in the closed-world setting.

## ACKNOWLEDGMENT

We'd like to thank Sirinam et al. for providing the data sets used in the analysis and Rahman et al. for creating the reWeFDE tool, which was used to create figure 16.

Defense	Tuned For Precision			Tuned for Recall		
	Precision	Recall	$F_1$	Precision	Recall	$F_1$
Undefended	.991	.858	.920	.970	.953	.961
WTF-PAD	.962	.794	.870	.820	.939	.875
FRONT-1700	.932	.650	.766	.633	.933	.754
FRONT-2500	.941	.468	.625	.620	.864	.722
Regulator-Light	.896	.082	.150	.511	.692	.588
Regulator-Heavy	.883	.046	.087	.428	.669	.522

TABLE V  
TIK-TOK OPEN-WORLD RESULTS

Defense	Tuned For Precision			Tuned for Recall		
	Precision	Recall	$F_1$	Precision	Recall	$F_1$
Undefended	.983	.952	.967	.938	.985	.961
WTF-PAD	.918	.827	.870	.713	.966	.820
FRONT-1700	.909	.517	.659	.526	.953	.678
FRONT-2500	.910	.378	.534	.485	.932	.638
Regulator-Light	.958	.031	.060	.469	.483	.476
Regulator-Heavy	.909	.030	.058	.501	.309	.382

TABLE VI  
DEEP FINGERPRINTING OPEN WORLD RESULTS

## REFERENCES

- [1] R. Dingledine, N. Mathewson, and P. Syverson, "Tor - the second-generation onion router," 2004.
- [2] "Tor metrics," <https://metrics.torproject.org/userstats-relay-country.html>, accessed: 2019-01-20.
- [3] A. Panchenko, L. Niessen, A. Zinnen, and T. Engel, "Website fingerprinting in onion routing based anonymization networks," in *Proceedings of the 10th Annual ACM Workshop on Privacy in the Electronic Society*, ser. WPES '11. New York, NY, USA: Association for Computing Machinery, 2011, p. 103–114. [Online]. Available: <https://doi.org/10.1145/2046556.2046570>
- [4] X. Cai, X. C. Zhang, B. Joshi, and R. Johnson, "Touching from a distance: Website fingerprinting attacks and defenses," in *Proceedings of the 2012 ACM Conference on Computer and Communications Security*, ser. CCS '12. New York, NY, USA: Association for Computing Machinery, 2012, p. 605–616. [Online]. Available: <https://doi.org/10.1145/2382196.2382260>
- [5] T. Wang and I. Goldberg, "Improved website fingerprinting on Tor," *Proceedings of the ACM Conference on Computer and Communications Security*, pp. 201–212, 2013.
- [6] J. Hayes and G. Danezis, "k-fingerprinting: a Robust Scalable Website Fingerprinting Technique," 2015. [Online]. Available: <http://arxiv.org/abs/1509.00789>
- [7] P. Sirinam, M. Juarez, M. Imani, and M. Wright, "Deep fingerprinting: Undermining website fingerprinting defenses with deep learning," *Proceedings of the ACM Conference on Computer and Communications Security*, pp. 1928–1943, 2018.
- [8] R. Jansen, M. Juarez, R. Galvez, T. Elahi, and C. Diaz, "Inside job: Applying traffic analysis to measure tor from within," 01 2018.
- [9] M. S. Rahman, P. Sirinam, N. Matthews, K. G. Gangadhara, and M. Wright, "Tik-Tok: The Utility of Packet Timing in Website Fingerprinting Attacks," 2019. [Online]. Available: <http://arxiv.org/abs/1902.06421>
- [10] C. V. Wright, S. E. Coull, and F. Monrose, "Traffic Morphing: An Efficient Defense Against Statistical Traffic Analysis," Tech. Rep., 2009. [Online]. Available: [www.webmd.com](http://www.webmd.com).
- [11] X. Luo, P. Zhou, E. W. W. Chan, W. Lee, R. K. C. Chang, and R. Perdisci, "HTTPoS: Sealing Information Leaks with Browser-side Obfuscation of Encrypted Flows," Tech. Rep., 2011.
- [12] X. Cai, R. Nithyanand, T. Wang, R. Johnson, and I. Goldberg, "A systematic approach to developing and evaluating website fingerprinting defenses," in *Proceedings of the ACM Conference on Computer and Communications Security*. Association for Computing Machinery, nov 2014, pp. 227–238.
- [13] M. Juarez, M. Imani, M. Perry, C. Diaz, and M. Wright, "WTF-PAD: Toward an Efficient Website Fingerprinting Defense for Tor," *Computing Research Repository (CoRR)*, vol. abs/1512.0, 2015. [Online]. Available: <http://arxiv.org/abs/1512.00524>
- [14] T. Wang and I. Goldberg, "Walkie-talkie: An efficient defense against passive website fingerprinting attacks," in *Proceedings of the 26th USENIX Conference on Security Symposium*, ser. SEC'17. USA: USENIX Association, 2017, p. 1375–1390.
- [15] J. Gong, T. Wang, and H. Kong, *Zero-delay Lightweight Defenses against Website Fingerprinting*, 2020. [Online]. Available: [www.usenix.org/conference/usenixsecurity20/presentation/gong](http://www.usenix.org/conference/usenixsecurity20/presentation/gong)
- [16] A. Hintz, "Fingerprinting websites using traffic analysis," in *Proceedings of the 2nd International Conference on Privacy Enhancing Technologies*, ser. PET'02. Berlin, Heidelberg: Springer-Verlag, 2002, p. 171–178.
- [17] V. Shmatikov and M.-H. Wang, "Timing analysis in low-latency mix networks: attacks and defenses," Tech. Rep., 2006.
- [18] D. Herrmann, R. Wendolsky, and H. Federrath, "Website fingerprinting: Attacking popular privacy enhancing technologies with the multinomial naive-bayes classifier," in *Proceedings of the 2009 ACM Workshop on Cloud Computing Security*, ser. CCSW '09. New York, NY, USA: Association for Computing Machinery, 2009, p. 31–42. [Online]. Available: <https://doi.org/10.1145/1655008.1655013>
- [19] T. Wang, X. Cai, R. Nithyanand, R. Johnson, and I. Goldberg, "Effective Attacks and Provable Defenses for Website Fingerprinting," *23rd USENIX Security Symposium (USENIX Security 14)*, pp. 143–157, 2014. [Online]. Available: [https://www.usenix.org/conference/usenixsecurity14/technical-sessions/presentation/wang\\_tao](https://www.usenix.org/conference/usenixsecurity14/technical-sessions/presentation/wang_tao)
- [20] A. Panchenko, F. Lanze, A. Zinnen, M. Henze, J. Pennekamp, K. Wehrle, and T. Engel, "Website Fingerprinting at Internet Scale," no. February, pp. 21–24, 2017.
- [21] S. E. Oh, S. Sunkam, and N. Hopper, "p1-FP: Extraction, Classification, and Prediction of Website Fingerprints with Deep Learning," *Proceedings on Privacy Enhancing Technologies*, vol. 2019, no. 3, pp. 191–209, 2019.
- [22] S. Bhat, D. Lu, A. Kwon, and S. Devadas, "Var-CNN: A Data-Efficient Website Fingerprinting Attack Based on Deep Learning," *Proceedings on Privacy Enhancing Technologies*, vol. 2019, no. 4, pp. 292–310, oct 2019. [Online]. Available: <https://content.sciendo.com/doi/10.2478/popets-2019-0070>
- [23] R. Nithyanand, X. Cai, and R. Johnson, "Glove: A bespoke website fingerprinting defense," in *Proceedings of the ACM Conference on Computer and Communications Security*. Association for Computing Machinery, nov 2014, pp. 131–134.
- [24] K. P. Dyer, S. E. Coull, T. Ristenpart, and T. Shrimpton, "Peek-a-Boo, I Still See You: Why Efficient Traffic Analysis Countermeasures Fail," Tech. Rep., 2012. [Online]. Available: <http://www.kpdyer.com/>

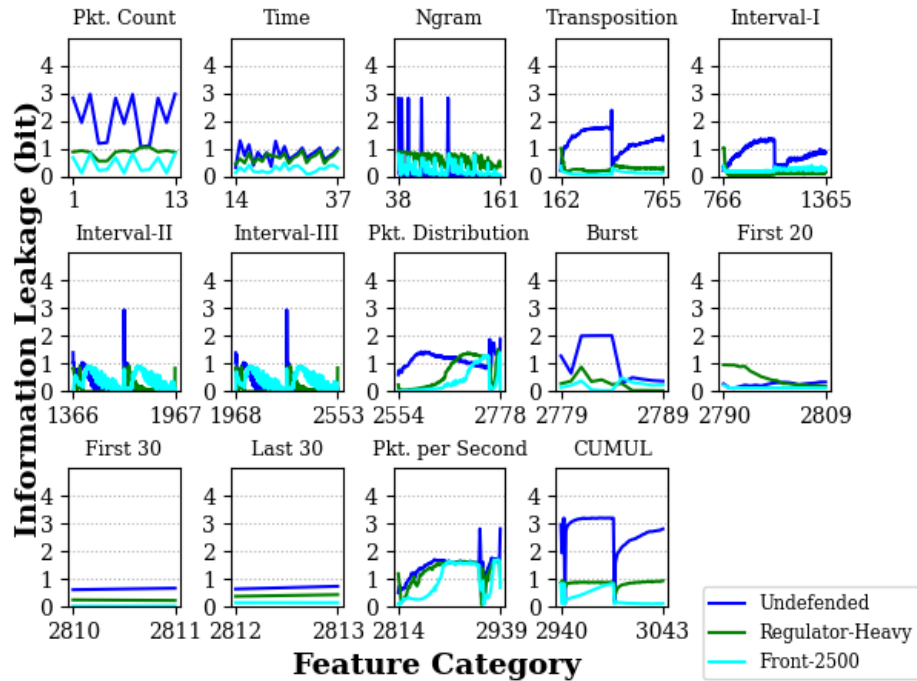


Fig. 16. Information Leakage by Feature

- [25] X. Cai, R. Nithyanand, and R. Johnson, "CS-BuFLO: A Congestion Sensitive Website Fingerprinting Defense," Tech. Rep., 2014.
- [26] "Experimental defense for website traffic fingerprinting," <https://blog.torproject.org/experimental-defense-website-traffic-fingerprinting>, accessed: 2020-11-17.
- [27] "A critique of website traffic fingerprinting attacks," <https://blog.torproject.org/critique-website-traffic-fingerprinting-attacks>, accessed: 2020-11-17.
- [28] "Circuit padding developer documentation," <https://github.com/torproject/tor/blob/master/doc/HACKING/CircuitPaddingDevelopment.md>, accessed: 2020-11-17.
- [29] "Tor browser crawler," <https://github.com/webfp/tor-browser-crawler>, accessed: 2020-11-17.
- [30] M. Juarez, S. Afroz, G. Acar, C. Diaz, and R. Greenstadt, "A critical evaluation of website fingerprinting attacks," *Proceedings of the ACM Conference on Computer and Communications Security*, pp. 263–274, 2014.
- [31] S. Li, H. Guo, and N. Hopper, "Measuring information leakage in website fingerprinting attacks and defenses," *Proceedings of the ACM Conference on Computer and Communications Security*, pp. 1977–1992, 2018.