

On the UMVUE and Closed-Form Bayes Estimator for $Pr(X < Y < Z)$ and its Generalizations

Tau Raphael Rasethuntsa

Abstract

This article considers the parametric estimation of $Pr(X < Y < Z)$ and its generalizations. It is shown that for some one-parameter distributions and when there is a common known parameter in some two-parameter distributions, the uniformly minimum variance unbiased estimator (UMVUE) can be expressed as a linear combination of the Appell hypergeometric function of the first type (F_1) and the hypergeometric functions ${}_2F_1$ and ${}_3F_2$. The Bayes estimator based on conjugate gamma priors and Jefferys' non-informative priors under the squared error (SE) loss function is also given as a linear combination of ${}_2F_1$ and F_1 . Alternatively, a convergent infinite series form of the Bayes estimator involving the F_1 function is also proposed. In model generalizations and extensions, it is further shown that the UMVUE can be expressed as a linear combination of a Lauricella series, $F_D^{(n)}$, and the generalized hypergeometric function, ${}_pF_q$, which are generalizations of F_1 and ${}_2F_1$ respectively. The generalized closed-form Bayes estimator is also given as a convergent infinite series involving $F_D^{(n)}$. To gauge the performances of the UMVUE and the closed-form Bayes estimator for P against other well-known estimators, maximum likelihood estimates (MLEs), Lindley approximation estimates and Markov Chain Monte Carlo (MCMC) estimates for P are also computed. Additionally, asymptotic confidence intervals and Bayesian highest probability density credible intervals are also constructed. The performances of the point estimators are compared using Monte Carlo simulated mean squared error (MSE) and bias, while the performance of the interval estimates are compared with average confidence lengths and coverage probabilities. The article concludes with an illustration of a possible real life application of P by considering some post weld treatment fatigue data sets.

Keywords: Appell hypergeometric function, Lauricella series, UMVUE, Bayes estimator, Maximum likelihood estimation

Mathematics Subject Classification: 62F10, 62F15, 62N02.

I. INTRODUCTION

A lot of work in statistical literature has been dedicated to the estimation of $Pr(X < Y)$, where X and Y are often assumed to be statistically independent random variables with known density functions. However, less attention has been devoted to the equally important expression $P = Pr(X < Y < Z)$ as well as its generalizations and derivatives. P may be employed in situations where one is interested in estimating the probability of a certain characteristic of an object falling within an interval with random bounds. Two common examples are that many devices cease to function properly at high or very low temperatures and a person's blood pressure has systolic and diastolic pressure limits which should not be exceeded. That is, P may also be used as a criterion for determining failure of a system or unit.

In medical statistics, P is employed in the estimation of three dimensional receiver operating characteristic (ROC) surface and the volume under the ROC surface (VUS), commonly used to assess the discriminating power and ability of a diagnostic test with three diagnostic classes, [1], [2]. VUS can be expressed as the probability that three measurements from each class, say X_1 , X_2 and X_3 , will be classified in an order $X_1 < X_2 < X_3$, i.e. $VUS = Pr(X_1 < X_2 < X_3)$. P also arises in different umbrella orderings of diagnostic tests. For instance, the dominance of two diseases X_1 and X_2 over the third X_3 can be written mathematically as $Pr(X_1 > X_3 < X_2) = Pr(X_3 < X_1 < X_2) + Pr(X_3 < X_2 < X_1)$. Similarly, for the dominance of one disease X_3 over the other two diseases X_1 and X_2 , one has that $Pr(X_1 < X_3 > X_2) = Pr(X_1 < X_2 < X_3) + Pr(X_2 < X_1 < X_3)$. The generalization of P , $P_n =$

$Pr(X_1 < X_2 < \dots < X_{n-1} < X_n)$, is also of importance from a theoretical point of view. The estimation of P_n is prevalent in isotonic regression problems where its estimates are required to obtain orthant and level probabilities, [3], [4], [5]. In [6], P_n is used in ranking and selection procedures, with P_n representing the probability of a correct ranking. The power and size of a comparisons test presented by [7], depends on P_n , [8]. The generalization of VUS given by P_n , is referred to as the hypervolume under the ROC manifold (HUM widely used as general measures of differences amongst populations [9]).

A few authors have explored the parametric and non-parametric estimation of P . [10] studied the minimum variance, maximum likelihood and empirical estimation of P when X , Y and Z follow the normal distribution. The MLEs and UMVUEs of P under the uniform and two-parameter exponential distribution cases were investigated by [11]. Dutta and Sriwastav (1991) considered the estimation of P when X , Y and Z follow the exponential distribution while the non-parametric estimation of P was considered by [12] and [10]. Slightly different generalizations of P , in $Pr(X_1 < Y, X_2 < Y, \dots, X_n < Y)$ and $Pr(X < Y_1, X < Y_2, \dots, X < Y_n)$, were explored by [13] and UMVUEs and MLEs were derived under some assumptions. In the present work, the author proposes the uniformly minimum variance unbiased estimator (UMVUE) and closed-form Bayes estimators for P and its generalizations under conjugate and non-informative priors and the squared error loss function. The results are valid for some one-parameter distributions and when there is a common known parameter in some two-parameter distributions.

The rest of the article is organized as follows : In Section II, the maximum likelihood estimation (MLE) of P is derived. In Section III, asymptotic confidence intervals for P are constructed. In Sections IV and V , the UMVUE and Bayes estimator under conjugate gamma priors and Jeffery's non-informative priors under the squared error loss function are derived. For comparisons purposes, procedures for obtaining Markov Chain Monte Carlo (MCMC) and Lindley approximation estimates are given and a method for constructing Bayesian highest probability density (HPD) credible intervals is suggested. Model generalizations and extensions are considered in Section VI and possible generalized UMVUEs and Bayes estimators are proposed. Monte Carlo simulations and a real data application of the present model are explored in Section VII and conclusions are presented in Section VIII to roundup the article.

II. MODEL DERIVATION AND MAXIMUM LIKELIHOOD ESTIMATION

In this section, model derivation and MLE are undertaken based on the Kumaraswamy distribution. The Kumaraswamy distribution is chosen for illustrations purposes, but any of the well-known distributions such as the Exponential, Weibull, Gamma or Burr XII distribution may be employed to yield parallel results. So, without any loss of generality, let $X \sim Kum(\theta_1, \sigma)$, $Y \sim Kum(\theta_2, \sigma)$ and $Z \sim Kum(\theta_3, \sigma)$. The cdfs of X , Y and Z are given respectively by

$$F_X(x) = 1 - (1 - x^\sigma)^{\theta_1}, \quad 0 < x < 1, \theta_1, \sigma > 0, \quad (\text{II.1})$$

$$F_Y(y) = 1 - (1 - y^\sigma)^{\theta_2}, \quad 0 < y < 1, \theta_2, \sigma > 0 \quad (\text{II.2})$$

and

$$F_Z(z) = 1 - (1 - z^\sigma)^{\theta_3}, \quad 0 < z < 1, \theta_3, \sigma > 0. \quad (\text{II.3})$$

Now,

$$\begin{aligned}
P &= Pr(X < Y < Z) \\
&= \int \int \int_{x < y < z} f_X(x) f_Y(y) f_Z(z) dx dy dz \\
&= \theta_1 \theta_2 \sigma^3 \theta_3 \int_0^1 \int_x^1 \int_x^z (xyx)^{\sigma-1} (1-x^\sigma)^{\theta_1-1} (1-y^\sigma)^{\theta_2-1} (1-z^\sigma)^{\theta_3-1} dy dz dx \\
&= \frac{\theta_1 \theta_2 \sigma \theta_3}{\theta_2 + \theta_3} \int_0^1 x^{\sigma-1} (1-x^\sigma)^{\theta_1+\theta_2+\theta_3-1} dx \\
&= \frac{\theta_1 \theta_2}{(\theta_2 + \theta_3)(\theta_1 + \theta_2 + \theta_3)}
\end{aligned} \tag{II.4}$$

The main objective of this paper is to estimate P using classical and Bayesian parametric methods under complete samples. The derived results can easily be extended to censored samples. So, let the sets $\mathbf{X} = \{X_1, X_2, \dots, X_{n_1}\}$, $\mathbf{Y} = \{Y_1, Y_2, \dots, Y_{n_2}\}$ and $\mathbf{Z} = \{Z_1, Z_2, \dots, Z_{n_3}\}$ be random samples of sizes n_1 , n_2 and n_3 such that for each $i = 1, \dots, n_1$, $j = 1, \dots, n_2$ and $k = 1, \dots, n_3$, $X_i \sim Kum(\theta_1, \sigma)$, $Y_j \sim Kum(\theta_2, \sigma)$ and $Z_k \sim Kum(\theta_3, \sigma)$, with \mathbf{X} , \mathbf{Y} and \mathbf{Z} attaining realizations $\mathbf{x} = \{x_1, x_2, \dots, x_{n_1}\}$, $\mathbf{y} = \{y_1, y_2, \dots, y_{n_2}\}$ and $\mathbf{z} = \{z_1, z_2, \dots, z_{n_3}\}$, respectively. Now, consider the joint likelihood function of \mathbf{X} , \mathbf{Y} and \mathbf{Z} is given by

$$\begin{aligned}
\mathcal{L}(\boldsymbol{\theta} | \mathbf{x}, \mathbf{y}, \mathbf{z}) &= \prod_{i=1}^{n_1} f_X(x_i) \prod_{j=1}^{n_2} f_Y(y_j) \prod_{k=1}^{n_3} f_Z(z_k) \\
&= \theta_1^{n_1} \theta_2^{n_2} \sigma^{n_1+n_2+n_3} \theta_3^{n_3} \prod_{i=1}^{n_1} x_i^{\sigma-1} (1-x_i^\sigma)^{\theta_1-1} \prod_{j=1}^{n_2} y_j^{\sigma-1} (1-y_j^\sigma)^{\theta_2-1} \prod_{k=1}^{n_3} z_k^{\sigma-1} (1-z_k^\sigma)^{\theta_3-1}
\end{aligned} \tag{II.5}$$

with corresponding log-likelihood function

$$\begin{aligned}
\ell(\boldsymbol{\theta} | \mathbf{x}, \mathbf{y}, \mathbf{z}) &= n_1 \ln \theta_1 + n_2 \ln \theta_2 + (n_1 + n_2 + n_3) \ln \sigma + n_3 \ln \theta_3 + \theta_1 \sum_{i=1}^{n_1} T(x_i, \sigma) \\
&\quad + \theta_2 \sum_{j=1}^{n_2} T(y_j, \sigma) + \theta_3 \sum_{k=1}^{n_3} T(z_k, \sigma) + (\sigma - 1) \left(\sum_{i=1}^{n_1} \ln x_i + \sum_{j=1}^{n_2} \ln y_j + \sum_{k=1}^{n_3} \ln z_k \right)
\end{aligned} \tag{II.6}$$

where $T(s, \sigma) = \ln(1 - s^\sigma)$ and $\boldsymbol{\theta} = (\theta_1, \theta_2, \sigma, \theta_3)$. Then the MLE of $\boldsymbol{\theta}$, denoted by $\hat{\boldsymbol{\theta}}$, can be obtained as the solution to the following system of equations

$$\frac{\partial \ell}{\partial \theta_1} = \frac{n_1}{\theta_1} + \sum_{i=1}^{n_1} T(x_i, \sigma) = 0, \quad \frac{\partial \ell}{\partial \theta_2} = \frac{n_2}{\theta_2} + \sum_{j=1}^{n_2} T(y_j, \sigma) = 0, \tag{II.7}$$

$$\frac{\partial \ell}{\partial \theta_3} = \frac{n_3}{\theta_3} + \sum_{k=1}^{n_3} T(z_k, \sigma) = 0 \tag{II.8}$$

and

$$\begin{aligned} \frac{\partial \ell}{\partial \sigma} &= \frac{n_1 + n_2 + n_3}{\sigma} - \theta_1 \sum_{i=1}^{n_1} R(x_i, \sigma) - \theta_2 \sum_{j=1}^{n_2} R(y_j, \sigma) - \theta_3 \sum_{k=1}^{n_3} R(z_k, \sigma) \\ &+ \left(\sum_{i=1}^{n_1} \ln x_i + \sum_{j=1}^{n_2} \ln y_j + \sum_{k=1}^{n_3} \ln z_k \right) = 0 \end{aligned} \quad (\text{II.9})$$

where $R(t, \sigma) = -\frac{t^\sigma \ln t}{1 - t^\sigma}$. It follows from (II.7) and (II.8) that

$$\hat{\theta}_1 = -\frac{n_1}{\sum_{i=1}^{n_1} T(x_i, \sigma)}, \quad \hat{\theta}_2 = -\frac{n_2}{\sum_{j=1}^{n_2} T(y_j, \sigma)}, \quad \hat{\theta}_3 = -\frac{n_3}{\sum_{k=1}^{n_3} T(z_k, \sigma)} \quad (\text{II.10})$$

while $\hat{\sigma}$ is the solution to the non-linear equation $\lambda(\sigma) = \sigma$, where

$$\begin{aligned} \lambda(\sigma) &= (n_1 + n_2 + n_3) \left[\theta_1 \sum_{i=1}^{n_1} R(x_i, \sigma) + \theta_2 \sum_{j=1}^{n_2} R(y_j, \sigma) + \theta_3 \sum_{k=1}^{n_3} R(z_k, \sigma) \right. \\ &\quad \left. - \sum_{i=1}^{n_1} \ln x_i - \sum_{j=1}^{n_2} \ln y_j - \sum_{k=1}^{n_3} \ln z_k \right] \end{aligned} \quad (\text{II.11})$$

Therefore, by the invariance property of maximum likelihood estimation, the MLE of P , denoted by \hat{P} , is given by

$$\hat{P} = \frac{\hat{\theta}_1 \hat{\theta}_2}{(\hat{\theta}_2 + \hat{\theta}_3)(\hat{\theta}_1 + \hat{\theta}_2 + \hat{\theta}_3)} \quad (\text{II.12})$$

Since P does not depend of σ , henceforth, σ is assumed to be known.

III. ASYMPTOTIC INTERVALS FOR P

The Fisher information matrix of the 3-dimensional vector $(\theta_1, \theta_2, \theta_3)$, is given by

$$I(\theta_1, \theta_2, \theta_3) = - \begin{pmatrix} E \left(\frac{\partial^2 \ell}{\partial \theta_1^2} \right) & E \left(\frac{\partial^2 \ell}{\partial \theta_1 \partial \theta_2} \right) & E \left(\frac{\partial^2 \ell}{\partial \theta_1 \partial \theta_3} \right) \\ E \left(\frac{\partial^2 \ell}{\partial \theta_2 \partial \theta_1} \right) & E \left(\frac{\partial^2 \ell}{\partial \theta_2^2} \right) & E \left(\frac{\partial^2 \ell}{\partial \theta_2 \partial \theta_3} \right) \\ E \left(\frac{\partial^2 \ell}{\partial \theta_3 \partial \theta_1} \right) & E \left(\frac{\partial^2 \ell}{\partial \theta_3 \partial \theta_2} \right) & E \left(\frac{\partial^2 \ell}{\partial \theta_3^2} \right) \end{pmatrix} = \begin{pmatrix} I_{11} & 0 & 0 \\ 0 & I_{22} & 0 \\ 0 & 0 & I_{33} \end{pmatrix} \quad (\text{III.1})$$

where

$$E \left(\frac{\partial^2 \ell}{\partial \theta_1^2} \right) = -\frac{n_1}{\theta_1^2}, \quad E \left(\frac{\partial^2 \ell}{\partial \theta_2^2} \right) = -\frac{n_2}{\theta_2^2}, \quad E \left(\frac{\partial^2 \ell}{\partial \theta_3^2} \right) = -\frac{n_3}{\theta_3^2}$$

and

$$E \left(\frac{\partial^2 \ell}{\partial \theta_1 \partial \theta_2} \right) = E \left(\frac{\partial^2 \ell}{\partial \theta_1 \partial \theta_3} \right) = E \left(\frac{\partial^2 \ell}{\partial \theta_2 \partial \theta_3} \right) = 0.$$

Let $\hat{\boldsymbol{\theta}} = (\hat{\theta}_1, \hat{\theta}_2, \hat{\theta}_3)$ and denote the MLE of $\boldsymbol{\theta} = (\theta_1, \theta_2, \theta_3)$. Then, as $n_1 \rightarrow \infty$, $n_2 \rightarrow \infty$ and $n_3 \rightarrow \infty$,

$$\sqrt{n}(\hat{\boldsymbol{\theta}} - \boldsymbol{\theta}) \xrightarrow{D} \mathbf{N}(0, I^{-1}) \quad (\text{III.2})$$

where $n = n_1 = n_2 = n_3$ and I^{-1} is the inverse matrix of the Fisher information matrix I . This fact follows from the asymptotic normality of MLE (see [14] for details). The reader is referred to Theorem 2 of [15] for the case when $n_1 \neq n_2 \neq n_3$. Now, define

$$\mathbf{B}^T = \left(\frac{\partial P}{\partial \theta_1}, \frac{\partial P}{\partial \theta_2}, \frac{\partial P}{\partial \theta_3} \right) \quad (\text{III.3})$$

where

$$\frac{\partial P}{\partial \theta_1} = \frac{\theta_2}{(\theta_1 + \theta_2 + \theta_3)^2}, \quad \frac{\partial P}{\partial \theta_2} = \frac{\theta_1(\theta_3(\theta_1 + \theta_3) - \theta_2^2)}{(\theta_2 + \theta_3)^2(\theta_1 + \theta_2 + \theta_3)^2}, \quad \text{and} \quad \frac{\partial P}{\partial \theta_3} = \frac{-\theta_2\theta_3(2(\theta_1 + \theta_3) + \theta_1)}{(\theta_2 + \theta_3)^2(\theta_1 + \theta_2 + \theta_3)^2} \quad (\text{III.4})$$

Using (III.2) and the delta method (see [14]), the asymptotic distribution of \hat{P} is found to be

$$\sqrt{n} \left(\hat{P} - P \right) \xrightarrow{D} \mathbf{N} \left(0, \sigma_P^2 \right)$$

where $\sigma_P^2 = \mathbf{B}^T I^{-1} \mathbf{B}$ is the asymptotic variance of \hat{P} . The approximate $100(1 - \gamma)\%$ confidence interval for P can thus be written as

$$\left(\hat{P} - z_{\gamma/2} \hat{\sigma}_P, \hat{P} + z_{\gamma/2} \hat{\sigma}_P \right) \quad (\text{III.5})$$

where $z_{\gamma/2}$ is the upper $\gamma/2$ percentile of the standard normal distribution.

IV. UNIFORMLY MINIMUM VARIANCE UNBIASED ESTIMATOR FOR P

In this section, the UMVUE is derived for a known common parameter of the Kumaraswamy distribution. Let $\{X_1, X_2, \dots, X_{n_1}\}$, $\{Y_1, Y_2, \dots, Y_{n_2}\}$ and $\{Z_1, Z_2, \dots, Z_{n_3}\}$ be random samples such that $X_i \sim Kum(\theta_1, \sigma)$, $Y_j \sim Kum(\theta_2, \sigma)$ and $Z_k \sim Kum(\theta_3, \sigma)$, for $i = 1, \dots, n_1$, $j = 1, \dots, n_2$ and $k = 1, \dots, n_3$. If

$$R = -\ln(1 - X_1^\sigma), \quad S = -\ln(1 - Y_1^\sigma) \quad \text{and} \quad T = -\ln(1 - Z_1^\sigma),$$

then R , S , and T are exponentially distributed random variables with means θ_1^{-1} , θ_2^{-1} , and θ_3^{-1} respectively. The following lemma, which has been proved in numerous papers on stress-strength models (see for example [16] or [17]), is stated without proof

Lemma 1. *If $R = -\ln(1 - X_1^\sigma)$ and $U = -\sum_{i=1}^{n_1} \ln(1 - X_i^\sigma)$, the conditional distribution of R given U can be written as*

$$f_{R|U}(r_1 | U) = \frac{(n_1 - 1)(u - r_1)^{n_1 - 2}}{u^{n_1 - 1}}, \quad 0 < r_1 < u. \quad (\text{IV.1})$$

Similarly, if $S = -\ln(1 - Y_1^\sigma)$ and $V = -\sum_{i=1}^{n_2} \ln(1 - Y_i^\sigma)$, then

$$f_{S|V}(s_1 | V) = \frac{(n_2 - 1)(v - s_1)^{n_2 - 2}}{v^{n_2 - 1}}, \quad 0 < s_1 < v. \quad (\text{IV.2})$$

Lastly, if $T = -\ln(1 - Z_1^\sigma)$ and $W = -\sum_{i=1}^{n_3} \ln(1 - Z_i^\sigma)$, then

$$f_{T|W}(t_1 | W) = \frac{(n_3 - 1)(w - t_1)^{n_3 - 2}}{w^{n_3 - 1}}, \quad 0 < t_1 < w. \quad (\text{IV.3})$$

Theorem 1. For $n_1 > 1$, $n_2 > 1$, and $n_3 > 1$, the UMVUE of

$$P = \frac{\theta_1 \theta_2}{(\theta_2 + \theta_3)(\theta_1 + \theta_2 + \theta_3)},$$

denoted by \hat{P}^U , is given by

$$\hat{P}^U = \begin{cases} \Phi_1(n_1, n_2, n_3, u, v, w), & u \leq v \leq w \\ \Phi_2(n_1, n_2, n_3, u, v, w), & u \leq w \leq v \\ \Phi_3(n_1, n_2, n_3, u, v, w), & v \leq \min\{u, w\} \\ \Phi_4(n_1, n_2, n_3, u, v, w), & w \leq \min\{u, v\} \end{cases}$$

where

$$\begin{aligned} \Phi_1 &= \left(\frac{n_3 - 1}{n_1}\right) \left(\frac{u}{w}\right) F_1\left(1; 1 - n_2, 2 - n_3; n_1 + 1; \frac{u}{v}, \frac{u}{w}\right) \\ &\quad + F_1\left(1; 1 - n_2, 1 - n_3; n_1; \frac{u}{v}, \frac{u}{w}\right) - \left(\frac{n_3 - 1}{n_2}\right) \left(\frac{v}{w}\right) {}_2F_1\left(2 - n_3, 1, n_2 + 1, \frac{v}{w}\right) \\ \Phi_2 &= \left(\frac{n_3 - 1}{n_1}\right) \left(\frac{u}{w}\right) F_1\left(1; 1 - n_2, 2 - n_3; n_1 + 1; \frac{u}{v}, \frac{u}{w}\right) \\ &\quad + F_1\left(1; 1 - n_2, 1 - n_3; n_1; \frac{u}{v}, \frac{u}{w}\right) - {}_2F_1\left(1 - n_2, 1, n_3, \frac{w}{v}\right) \\ \Phi_3 &= \left(\frac{n_1 - 1}{n_2}\right) \left(\frac{v}{u}\right) F_1\left(1; 2 - n_1, 1 - n_3; n_2 + 1; \frac{v}{u}, \frac{v}{w}\right) \\ &\quad - \left(1 - \left(\frac{u - v}{u}\right)^{n_1 - 1}\right) \left(\frac{v}{w}\right) \left(\frac{n_3 - 1}{n_2}\right) {}_2F_1\left(2 - n_3, 1, n_3 + 1, \frac{v}{w}\right) \\ &\quad + \sum_{a=0}^{n_2 - 1} \mathcal{A}_1 (-1)^a {}_3F_2\left(1, 2 - n_1, n_2 + 1; n_2 + a + 2, 2; \frac{v}{v - u}\right) \end{aligned}$$

and

$$\begin{aligned} \Phi_4 &= \left(\frac{n_1 - 1}{n_3}\right) \left(\frac{w}{u}\right) F_1\left(1; 2 - n_1, 1 - n_2; n_3 + 1; \frac{w}{u}, \frac{w}{v}\right) \\ &\quad - \left(1 - \left(\frac{u - w}{u}\right)^{n_1 - 1}\right) {}_2F_1\left(1 - n_2, 1, n_3, \frac{w}{v}\right) \\ &\quad + \sum_{a=0}^{n_2 - 1} \mathcal{A}_2 (-1)^a {}_3F_2\left(1, 2 - n_1, n_3; n_3 + a + 1, 2; \frac{w}{w - u}\right) \end{aligned}$$

with

$$\begin{aligned} \mathcal{A}_1 &= \left(\frac{(n_1 - 1)(n_3 - 1)}{n_2 + 1}\right) \left(\frac{v}{w}\right) \left(\frac{v}{w}\right)^{a+1} \frac{\binom{n_3 - 2}{a}}{\binom{n_2 + a + 1}{a}} \left(\frac{u - v}{u}\right)^{n_1 - 2} \\ \mathcal{A}_2 &= \left(\frac{(n_1 - 1)(n_3 - 1)}{n_3}\right) \left(\frac{w}{u}\right) \left(\frac{w}{v}\right)^a \frac{\binom{n_2 - 1}{a}}{\binom{n_3 + a}{a}} \left(\frac{u - w}{u}\right)^{n_1 - 2} \end{aligned}$$

Proof. Define an unbiased estimator for P by the function

$$\Psi(R, S, T) = \begin{cases} 1, & R < S < T \\ 0, & \text{Otherwise} \end{cases}$$

Since (U, V, W) is clearly a complete sufficient statistic for $(\theta_1, \theta_2, \theta_3)$, it follows from the Rao-Blackwell and Lehmann-Scheffe theorems that the unique UMVUE of P is given by

$$P^U = E(\Psi(R, S, T) | U, V, W) = \int \int \int_{\mathcal{Q}} f_{R|U}(r) f_{S|V}(s) f_{T|W}(t) dr ds dt$$

where the region of integration is given by

$$\mathcal{Q} = \{(r, s, t) : 0 < r < u, 0 < s < v, 0 < t < w, r < s, s < t\}.$$

A graphical depiction of \mathcal{Q} is shown on Figure IV.1. Therefore, using Lemma 1, one may proceed as follows

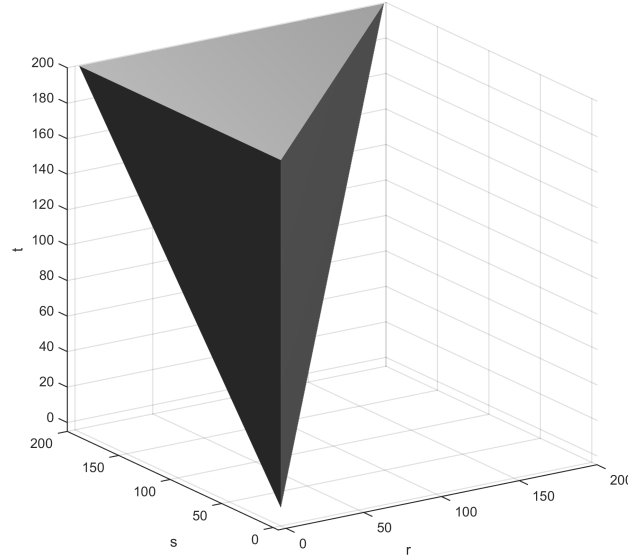


Figure IV.1. A graphical depiction of \mathcal{Q} for $(u, v, w) = (200, 200, 200)$.

Let

$$f(r, s, t) = (u - r)^{n_1-2} (v - s)^{n_2-2} (w - t)^{n_3-2}, \quad \mathcal{K} = \frac{(n_1 - 1)(n_2 - 1)(n_3 - 1)}{u^{n_1-1} v^{n_2-1} w^{n_3-1}}$$

For the region $u \leq v \leq w$, it must be the case that

$$\begin{aligned} P^U &= \mathcal{K} \int_0^u \int_r^v \int_r^t f(r, s, t) ds dt dr + \mathcal{K} \int_0^u \int_v^w \int_r^v f(r, s, t) ds dt dr \\ \int_0^u \int_r^v \int_r^t \mathcal{K} f(r, s, t) ds dt dr &= \mathcal{K} \int_0^u \int_r^v \int_r^t (u - r)^{n_1-2} (v - s)^{n_2-2} (w - t)^{n_3-2} ds dt dr \\ &= \frac{\mathcal{K}}{(n_2 - 1)} \int_0^u \int_r^v (u - r)^{n_1-2} (v - r)^{n_2-1} (w - t)^{n_3-2} dt dr \\ &\quad - \frac{\mathcal{K}}{(n_2 - 1)} \int_0^u \int_r^v (u - r)^{n_1-2} (v - t)^{n_2-1} (w - t)^{n_3-2} dt dr \end{aligned}$$

Now, let

$$\varphi_1 = \frac{\mathcal{K}}{(n_2 - 1)} \int_0^u \int_r^v (u - r)^{n_1 - 2} (v - r)^{n_2 - 1} (w - t)^{n_3 - 2} dt dr,$$

$$\varphi_2 = \frac{\mathcal{K}}{(n_2 - 1)} \int_0^u \int_r^v (u - r)^{n_1 - 2} (v - t)^{n_2 - 1} (w - t)^{n_3 - 2} dt dr$$

and

$$\begin{aligned} \varphi_3 &= \mathcal{K} \int_0^u \int_v^w \int_r^v f(r, s, t) ds dt dr \\ &= \frac{\mathcal{K}}{(n_2 - 1)} \int_0^u \int_v^w (u - r)^{n_1 - 2} (v - r)^{n_2 - 1} (w - t)^{n_3 - 2} dt dr. \end{aligned}$$

To evaluate the integrals, one may proceed as follows

$$\begin{aligned} \varphi_1 &= \frac{(n_1 - 1)}{u^{n_1 - 1} v^{n_2 - 1} w^{n_3 - 1}} \int_0^u (u - r)^{n_1 - 2} (v - r)^{n_2 - 1} (w - r)^{n_3 - 1} dt dr, \\ &\quad - \frac{(n_1 - 1)}{u^{n_1 - 1} v^{n_2 - 1} w^{n_3 - 1}} \int_0^u (u - r)^{n_1 - 2} (v - r)^{n_2 - 1} (w - v)^{n_3 - 1} dt dr, \quad \text{set } r = ux \\ &= (n_1 - 1) \int_0^1 (1 - x)^{n_1 - 2} \left(1 - \frac{u}{v}x\right)^{n_2 - 1} \left(1 - \frac{u}{w}x\right)^{n_3 - 1} dx \\ &\quad - (n_1 - 1) \left(\frac{w - v}{w}\right)^{n_3 - 1} \int_0^1 (1 - x)^{n_1 - 2} \left(1 - \frac{u}{v}x\right)^{n_2 - 1} dx \end{aligned}$$

The Appell hypergeometric function of the first type, discovered in 1880 by [18], is defined by the infinite series

$$F_1(a; b, b'; c; x, y) = \sum_{k=0}^{\infty} \sum_{l=0}^{\infty} \frac{(a)_{k+l} (b)_k (b')_l}{(c)_{k+l} k! l!} x^k y^l$$

where $\max\{|x|, |y|\} < 1$ and $(\lambda)_k$, $k \in \mathbb{N}$, is the Pochhammer symbol defined by $(\lambda)_k = \Gamma(\lambda + k)/\Gamma(\lambda) = \lambda(\lambda + 1)(\lambda + 2) \cdots (\lambda + k - 1)$. In 1881, [19] showed that F_1 also has a simple one-dimensional integral representation of the Euler kind given by

$$F_1(a; b, b'; c; x, y) = \frac{\Gamma(c)}{\Gamma(a)\Gamma(c-a)} \int_0^1 z^{a-1} (1-z)^{c-a-1} (1-xz)^{-b} (1-yz)^{-b'} dz$$

for $a > 0$, $c - a > 0$ and $\max\{|x|, |y|\} < 1$. The Gauss hypergeometric function, denoted by ${}_2F_1$, is defined by the infinite series

$${}_2F_1(a, b; c; x) = \sum_{k=0}^{\infty} \frac{(a)_k (b)_k}{(c)_k k!} x^k, \quad |x| < 1, c > b > 0.$$

${}_2F_1$ also has a Euler type integral representation given by

$${}_2F_1(a, b, c; x) = \frac{\Gamma(c)}{\Gamma(b)\Gamma(c-b)} \int_0^1 z^{b-1} (1-z)^{c-b-1} (1-xz)^{-a} dz,$$

Employing the integral form of F_1 with $a = 1$, $b = 1 - n_2$, $b' = 1 - n_3$, $c = n_1$, as well as the integral form of ${}_2F_1$ with $a = 1 - n_2$, $b = 1$ and $c = n_1$, one obtains

$$\varphi_1 = F_1 \left(1; 1 - n_2, 1 - n_3; n_1; \frac{u}{v}, \frac{u}{w} \right) - \left(\frac{w-v}{w} \right)^{n_3-1} {}_2F_1 \left(1 - n_2, 1, n_1; \frac{u}{v} \right),$$

which is absolutely convergent since $0 < \max\{u/v, u/w\} < 1$. For p_2 , one has that

$$\begin{aligned} \varphi_2 &= \frac{\mathcal{K}}{(n_2 - 1)} \int_0^u \int_r^v (u-r)^{n_1-2} (v-t)^{n_2-1} (w-t)^{n_3-2} dt dr \\ &= \frac{(n_1 - 1)(n_3 - 1)}{u^{n_1-1} w} \int_0^u (u-r)^{n_1-2} \left(\sum_{a=0}^{n_2-1} \sum_{b=0}^{n_3-2} (-1)^{a+b} \frac{\binom{n_2-1}{a} \binom{n_3-2}{b}}{v^a w^b} \int_r^v t^{a+b} dt \right) dr \\ &= (n_3 - 1) \left(\frac{v}{w} \right) \sum_{a=0}^{n_2-1} \sum_{b=0}^{n_3-2} (-1)^{a+b} \left(\frac{v}{w} \right)^b \frac{\binom{n_2-1}{a} \binom{n_3-2}{b}}{(a+b+1)} \\ &\quad - \left(\frac{n_3 - 1}{n_1} \right) \left(\frac{u}{w} \right) \sum_{a=0}^{n_2-1} \sum_{b=0}^{n_3-2} (-1)^{a+b} \left(\frac{u}{v} \right)^a \left(\frac{u}{w} \right)^b \frac{\binom{n_2-1}{a} \binom{n_3-2}{b}}{\binom{n_1+a+b}{a+b}} \\ &= \left(\frac{n_3 - 1}{n_2} \right) \left(\frac{v}{w} \right) {}_2F_1 \left(2 - n_3, 1, n_2 + 1, \frac{v}{w} \right) \\ &\quad - \left(\frac{n_3 - 1}{n_1} \right) \left(\frac{u}{w} \right) F_1 \left(1; 1 - n_2, 2 - n_3; n_1 + 1; \frac{u}{v}, \frac{u}{w} \right), \end{aligned}$$

where the finite series representation of F_1 (see [20]) given by

$$F_1 \left(1; 1 - n_2, 2 - n_3; n_1 + 1; \frac{u}{v}, \frac{u}{w} \right) = n_1 \sum_{a=0}^{n_2-1} \sum_{b=0}^{n_3-2} (-1)^{a+b} \left(\frac{u}{v} \right)^a \left(\frac{u}{w} \right)^b \frac{\binom{n_2-1}{a} \binom{n_3-2}{b}}{\binom{n_1+a+b}{a+b}}$$

as well as an analogous finite series form of ${}_2F_1$ given by

$$\begin{aligned} {}_2F_1 \left(2 - n_3, 1, n_2 + 1; \frac{v}{w} \right) &= n_2 \int_0^1 x^{1-1} (1-x)^{n_2-1} \left(1 - \frac{v}{w} x \right)^{n_3-2} dx \\ &= n_2 \sum_{a=0}^{n_2-1} \sum_{b=0}^{n_3-2} (-1)^{a+b} \frac{\binom{n_2-1}{a} \binom{n_3-2}{b}}{(a+b+1)} \left(\frac{v}{w} \right)^b. \end{aligned}$$

have been used. For the second integral, one finds that

$$\begin{aligned} \varphi_3 &= \frac{(n_1 - 1)}{u^{n_1-1} v^{n_2-1} w^{n_3-1}} \int_0^u (u-r)^{n_1-2} (v-r)^{n_2-1} (w-r)^{n_3-1} dr, \\ &= (n_1 - 1) \left(\frac{w-v}{w} \right)^{n_3-1} \int_0^1 (1-x)^{n_1-2} \left(1 - \frac{u}{v} x \right)^{n_2-1} dx \\ &= \left(\frac{w-v}{w} \right)^{n_3-1} {}_2F_1 \left(1 - n_2, 1, n_1; \frac{u}{v} \right). \end{aligned}$$

Therefore, combining φ_1 , φ_2 and φ_3 yields the required expression for region $u < v < w$. A similar procedure follows for the region $u \leq w \leq v$. When $w \leq \min\{u, v\}$, one has that

$$P^U = \mathcal{K} \int_0^w \int_r^w \int_r^t f(r, s, t) ds dt dr = \psi_1 - \psi_2$$

where

$$\begin{aligned}\psi_1 &= \frac{\mathcal{K}}{n_2 - 1} \int_0^w \int_r^w (u - r)^{n_1 - 2} (v - r)^{n_2 - 1} (w - t)^{n_3 - 2} dt dr \\ &= \left(\frac{n_1 - 1}{n_3} \right) \sum_{a=0}^{n_1 - 2} \sum_{b=0}^{n_2 - 1} (-1)^{a+b} \left(\frac{w}{u} \right)^a \left(\frac{w}{v} \right)^{b+1} \frac{\binom{n_1 - 2}{a} \binom{n_2 - 1}{b}}{\binom{n_3 + a + b}{a+b}} \\ &= \left(\frac{n_1 - 1}{n_3} \right) \left(\frac{w}{v} \right) F_1 \left(1; 2 - n_1, 1 - n_2; n_3 + 1; \frac{w}{u}, \frac{w}{v} \right)\end{aligned}$$

and

$$\begin{aligned}\psi_2 &= \frac{\mathcal{K}}{(n_2 - 1)} \int_0^w \int_r^w (u - r)^{n_1 - 2} (v - t)^{n_2 - 1} (w - t)^{n_3 - 2} dt dr \\ &= \frac{\mathcal{K}}{(n_2 - 1)} \int_0^w \int_0^w (u - r)^{n_1 - 2} (v - t)^{n_2 - 1} (w - t)^{n_3 - 2} dt dr \\ &\quad - \frac{\mathcal{K}}{(n_2 - 1)} \int_0^w \int_0^r (u - r)^{n_1 - 2} (v - t)^{n_2 - 1} (w - t)^{n_3 - 2} dt dr \\ &= p_1 - p_2 \\ p_1 &= \frac{(n_1 - 1)(n_3 - 1)}{u^{n_1 - 1}} \sum_{a=0}^{n_2 - 1} \sum_{b=0}^{n_3 - 2} (-1)^{a+b} \frac{\binom{n_2 - 1}{a} \binom{n_3 - 2}{b}}{(a + b + 1)} \left(\frac{w}{v} \right)^a \left(\frac{u^{n_1 - 1} - (u - w)^{n_1 - 1}}{(n_1 - 1)} \right) \\ &= \left(1 - \left(\frac{u - w}{u} \right)^{n_1 - 1} \right) {}_2F_1 \left(1 - n_2, 1, n_3, \frac{w}{v} \right) \\ p_2 &= \frac{(n_1 - 1)(n_3 - 1)}{u^{n_1 - 1} w} \sum_{a=0}^{n_2 - 1} \binom{n_2 - 1}{a} \left(-\frac{1}{v} \right)^a \int_0^w (u - r)^{n_1 - 2} \int_0^r t^a \left(1 - \frac{1}{w} t \right)^{n_3 - 2} dt dr \\ &= \frac{(n_1 - 1)(n_3 - 1)}{u^{n_1 - 1} w} \sum_{a=0}^{n_2 - 1} \frac{\binom{n_2 - 1}{a}}{(a + 1)} \int_0^w \frac{r^{a+1}}{(-v)^a} (u - r)^{n_1 - 2} {}_2F_1 \left(a + 1, 2 - n_3, a + 2, \frac{r}{w} \right) dr \\ &= (n_1 - 1)(n_3 - 1) \left(\frac{w}{u} \right) \sum_{a=0}^{n_2 - 1} (-1)^a \binom{n_2 - 1}{a} \left(\frac{w}{v} \right)^a \\ &\quad \times \left(\frac{1}{a + 1} \right) \int_0^1 p^{a+1} \left(1 - \frac{w}{u} p \right)^{n_1 - 2} {}_2F_1 \left(a + 1, 2 - n_3, a + 2, p \right) dp \text{ after setting } r = wp\end{aligned}$$

Formula 7.512(9) of [21] is given as

$$\begin{aligned}& \int_0^1 t^{\theta - 1} (1 - t)^{\rho - 1} (1 - qt)^{-\sigma} {}_2F_1(\alpha, \beta; \theta; t) dt \\ &= \frac{\Gamma(\theta)\Gamma(\rho)\Gamma(\theta + \rho - \alpha - \beta)}{\Gamma(\theta + \rho - \alpha)\Gamma(\theta + \rho - \beta)} (1 - q)^{-\sigma} {}_3F_2 \left(\rho, \sigma, \theta + \rho - \alpha - \beta; \theta + \rho - \alpha, \theta + \rho - \beta; \frac{q}{q - 1} \right)\end{aligned} \quad (\text{IV.4})$$

where $\theta, \rho > 0$, $\theta + \rho - \alpha - \beta > 0$ and $|\arg(1 - q)| < \pi$. Using the result IV.4 with $\alpha = 2 - n_3$, $\rho = 1$, $\beta = a + 1$ and $\sigma = 2 - n_1$ gives

$$\begin{aligned}& \left(\frac{1}{a + 1} \right) \int_0^1 p^{a+1} \left(1 - \frac{w}{u} p \right)^{n_1 - 2} {}_2F_1 \left(a + 1, 2 - n_3, a + 2, p \right) dp \\ &= \frac{1}{n_3 \binom{n_3 + a}{a}} \left(\frac{u - w}{u} \right)^{n_1 - 2} {}_3F_2 \left(1, 2 - n_1, n_3; n_3 + a + 1, 2; \frac{w}{w - u} \right).\end{aligned}$$

The expression for p_2 can also be represented by the finite series involving ${}_2F_1$ as

$$p_2 = (n_1 - 1)(n_3 - 1) \left(\frac{w}{u}\right) \sum_{a=0}^{n_2-1} \sum_{b=0}^{n_3-2} \frac{\binom{n_2-1}{a} \binom{n_3-2}{b} (-1)^{a+b}}{(c+1)(c+2)} \left(\frac{w}{v}\right)^a {}_2F_1\left(2 - n_1, c + 2, c + 3, \frac{w}{u}\right),$$

where $c = a + b$. A parallel procedure follows for the region $v \leq \min\{u, w\}$ with the following integral setup

$$P^U = \mathcal{K} \int_0^v \int_r^v \int_r^t f(r, s, t) ds dt dr + \mathcal{K} \int_0^v \int_v^w \int_r^v f(r, s, t) ds dt dr$$

to conclude the proof. □

It is also worth pointing out that the UMVUE as derived in Theorem 1 is particularly without assumptions for one-parameter distributions such as the Exponential distribution.

V. BAYESIAN ESTIMATION OF P

Bayesian estimation often yields estimators in the form of mathematically intractable integrals difficult to evaluate to exact expressions. When modern numerical integration fail Monte Carlo techniques are often considered. However, these methods can also get computationally demanding, especially with more random variables involved. The Bayes estimator proposed in this section particularly address such issues in the case of P and can easily be generalized for P_n . In this section, the Bayes estimator for P based on conjugate gamma priors and Jeffery's a non-informative priors is derived under the squared error loss function.

So, assuming that the gamma priors for θ_1, θ_2 , and θ_3 are given respectively by

$$\pi(\theta_i) = \frac{a_i^{b_i} \theta_i^{b_i-1} e^{-a_i \theta_i}}{\Gamma(b_i)}, \quad \theta_i, b_i, a_i > 0, \quad i = 1, 2, 3, \quad (\text{V.1})$$

the joint posterior function of θ_1, θ_2 , and θ_3 can be written as

$$\begin{aligned} \pi(\theta_1, \theta_2, \theta_3 | \sigma, \mathbf{x}, \mathbf{y}, \mathbf{z}) &= \frac{\mathcal{L}(\theta_1, \theta_2, \theta_3 | \sigma, \mathbf{x}, \mathbf{y}, \mathbf{z}) \pi(\theta_1) \pi(\theta_2) \pi(\theta_3)}{\int_0^\infty \int_0^\infty \int_0^\infty \mathcal{L}(\theta_1, \theta_2, \theta_3 | \sigma, \mathbf{x}, \mathbf{y}, \mathbf{z}) \pi(\theta_1) \pi(\theta_2) \pi(\theta_3) d\theta_1 d\theta_2 d\theta_3} \\ &= \frac{v_1^{w_1} v_2^{w_2} v_3^{w_3}}{\Gamma(w_1) \Gamma(w_2) \Gamma(w_3)} \theta_1^{w_1-1} \theta_2^{w_2-1} \theta_3^{w_3-1} \exp(-v_1 \theta_1 - v_2 \theta_2 - v_3 \theta_3) \end{aligned} \quad (\text{V.2})$$

where

$$v_1 = a_1 - \sum_{i=1}^{n_1} \ln(1 - x_i^\sigma), \quad v_2 = a_2 - \sum_{i=1}^{n_2} \ln(1 - y_i^\sigma), \quad v_3 = a_3 - \sum_{i=1}^{n_3} \ln(1 - z_i^\sigma)$$

and

$$w_1 = b_1 + n_1, \quad w_2 = b_2 + n_2, \quad w_3 = b_3 + n_3.$$

A. Closed-form Bayes estimators

Theorem 2. Under the squared error loss function, the Bayes estimator for P , denoted by P^B , can be written in the closed form

$$\hat{P}^B = \begin{cases} \sum_{m=1}^{\infty} \mathcal{K}_1 F_1 \left(\sum_{i=1}^3 w_i; w_3, w_1 + m; \sum_{i=1}^3 w_i + m + 1; \kappa_1, \kappa_2 \right), & |\kappa_1| < 1, |\kappa_2| < 1 \\ \sum_{m=1}^{\infty} \mathcal{K}_2 F_1 \left(m + 1; w_3, w_1 + 1; \sum_{i=1}^3 w_i + m + 1; \kappa_1, \frac{\kappa_1 - \kappa_2}{1 - \kappa_2} \right), & |\kappa_1| < 1, \kappa_2 < -1 \\ \sum_{m=1}^{\infty} \mathcal{K}_3 F_1 \left(m + 1; w_3, w_1 + 1; \sum_{i=1}^3 w_i + m + 1; \frac{\kappa_1 - \kappa_2}{\kappa_1 - 1}, \kappa_2 \right), & \kappa_1 < -1, |\kappa_2| < 1 \\ \sum_{m=1}^{\infty} \mathcal{K}_4 F_1 \left(m + 1; w_3, w_1 + m; \sum_{i=1}^3 w_i + m + 1; \frac{\kappa_1}{\kappa_1 - 1}, \frac{\kappa_2}{\kappa_2 - 1} \right), & \kappa_1 < -1, \kappa_2 < -1 \end{cases}$$

where

$$\begin{aligned} \mathcal{K}_1 &= \frac{w_2 \Gamma(w_1 + m) \Gamma(w_1 + w_2 + w_3) (1 - \kappa_1)^{w_3} (1 - \kappa_2)^{w_1}}{\Gamma(w_1) \Gamma(w_1 + w_2 + w_3 + m + 1)} \\ \mathcal{K}_2 &= \frac{w_2 \Gamma(w_1 + w_2 + w_3) \Gamma(w_1 + m) (1 - \kappa_1)^{m+1}}{\Gamma(w_1) \Gamma(w_1 + w_2 + w_3 + m + 1) (1 - \kappa_2)^m} \\ \mathcal{K}_3 &= \frac{w_2 \Gamma(w_1 + w_2 + w_3) \Gamma(w_1 + m) (1 - \kappa_2)}{\Gamma(w_1) \Gamma(w_1 + w_2 + w_3 + m + 1)} \\ \mathcal{K}_4 &= \frac{w_2 \Gamma(w_1 + w_2 + w_3) \Gamma(w_1 + m)}{\Gamma(w_1) \Gamma(w_1 + w_2 + w_3 + m + 1) (1 - \kappa_2)^m} \end{aligned}$$

Proof. The Bayes estimator for P is the mean of the joint posterior function given in (V.2) and can therefore be written as

$$\begin{aligned} \hat{P}^B &= \int_0^{\infty} \int_0^{\infty} \int_0^{\infty} P \pi(\theta_1, \theta_2, \theta_3 | \sigma, \mathbf{x}, \mathbf{y}, \mathbf{z}) d\theta_1 d\theta_2 d\theta_3 \\ &= \int_0^{\infty} \int_0^{\infty} \int_0^{\infty} \left(\frac{\mathcal{C}_1 \theta_1^{w_1} \theta_2^{w_2} \theta_3^{w_3-1} \exp(-v_1 \theta_1 - v_2 \theta_2 - v_3 \theta_3)}{(\theta_2 + \theta_3)(\theta_1 + \theta_2 + \theta_3)} \right) d\theta_1 d\theta_2 d\theta_3, \end{aligned} \quad (\text{V.3})$$

where $\mathcal{C}_1 = v_1^{w_1} v_2^{w_2} v_3^{w_3} / \Gamma(w_1) \Gamma(w_2) \Gamma(w_3)$. Following a slightly different idea to that of [20], define a one-to-one transformation, \mathcal{F} , as follows

$$\mathcal{F} : \left. \begin{aligned} r &= \theta_2 + \theta_3 \\ s &= \theta_3 / (\theta_1 + \theta_2 + \theta_3) \\ t &= \theta_1 / (\theta_1 + \theta_2 + \theta_3) \end{aligned} \right\} \longrightarrow \left\{ \begin{aligned} \theta_1 &= rt / (1 - t) \\ \theta_2 &= r(1 - s - t) / (1 - t) \\ \theta_3 &= rs / (1 - t) \end{aligned} \right. .$$

The Jacobian of \mathcal{F} is given by

$$|J(r, s, t)| = \begin{vmatrix} \frac{t}{(1-t)} & 0 & \frac{r}{(1-t)^2} \\ \frac{(1-s-t)}{(1-t)} & -r & \frac{-rs}{(1-t)^2} \\ \frac{s}{(1-t)} & \frac{r}{(1-t)^2} & \frac{rs}{(1-t)^2} \end{vmatrix} = \frac{r^2}{(1-t)^3}.$$

Moreover, $P = \frac{\theta_1 \theta_2}{(\theta_2 + \theta_3)(\theta_1 + \theta_2 + \theta_3)} = \frac{t(1-s-t)}{(1-t)}$, $0 < s+t = \frac{\theta_1 + \theta_3}{\theta_1 + \theta_2 + \theta_3} < 1$ and $0 < r < \infty$.

$$\begin{aligned} \hat{P}^B &= \int_0^1 \int_0^{1-t} \int_0^\infty \mathcal{C}_1 \frac{t(1-s-t)}{(1-t)} \frac{r^2}{(1-t)^3} t^{w_1-1} (1-s-t)^{w_2-1} s^{w_3-1} (1-t)^{-w_1-w_2-w_3+3} \\ &\quad \times r^{w_1+w_2+w_3-3} \exp\left(-r\left(v_1 \frac{t}{(1-t)} + v_2 \frac{(1-s-t)}{(1-t)} + v_3 \frac{s}{(1-t)}\right)\right) dr ds dt \\ &= \int_0^1 \int_0^{1-t} \mathcal{K}_1 \Gamma(w_1 + w_2 + w_3) \left(\frac{t}{1-t}\right) t^{w_1-1} (1-s-t)^{w_2} s^{w_3-1} \\ &\quad \times (v_3 s + v_1 t + v_2(1-s-t))^{-w_1-w_2-w_3} ds dt \\ &= \sum_{m=1}^{\infty} \left(\mathcal{C}_2 \int_0^1 \int_0^{1-t} t^{w_1+m-1} s^{w_3-1} (1-s-t)^{w_2} (1-\kappa_1 s - \kappa_2 t)^{-w_1-w_2-w_3} ds dt \right) \end{aligned}$$

where

$$\mathcal{C}_2 = \frac{(1-\kappa_1)^{w_3} (1-\kappa_2)^{w_1} \Gamma(w_1 + w_2 + w_3)}{\Gamma(w_1) \Gamma(w_2) \Gamma(w_3)}$$

with $\kappa_1 = 1 - v_3/v_2$ and $\kappa_2 = 1 - v_1/v_2$. Note that formula 3.381(4) of [21] as well as the fact that $t/(1-t) = \sum_{m=1}^{\infty} t^m$ have been used. A Euler type double integral representation of F_1 , as shown in formula 9.184(1) of [21], is as follows

$$F_1(a, b, b', c; u_1, u_2) = \mathcal{C}_3 \int_0^1 \int_0^{1-y} x^{b-1} y^{b'-1} (1-x-y)^{c-b-b'-1} (1-u_1 x - u_2 y)^{-a} dx dy, \quad (\text{V.4})$$

where $\mathcal{C}_3 = \Gamma(c)/\Gamma(b)\Gamma(b')\Gamma(c-b-b')$ with the double integral being absolutely convergent for $b, b' > 0$, $c-b-b' > 0$ and $\max\{|u_1|, |u_2|\} < 1$. Employing (V.4), one has that $a = \sum_{i=1}^3 w_i$, $b = w_3$, $b' = w_1 + m$ and $c = \sum_{i=1}^3 w_i + m + 1$. Thus

$$\begin{aligned} \hat{P}^B &= \sum_{m=1}^{\infty} \mathcal{K}_1 F_1\left(\sum_{i=1}^3 w_i; w_3, w_1 + m; \sum_{i=1}^3 w_i + m + 1; \kappa_1, \kappa_2\right), \quad |\kappa_1| < 1, |\kappa_2| < 1 \\ \mathcal{K}_1 &= \frac{w_2 \Gamma(w_1 + m) \Gamma(w_1 + w_2 + w_3) (1-\kappa_1)^{w_3} (1-\kappa_2)^{w_1}}{\Gamma(w_1) \Gamma(w_1 + w_2 + w_3 + m + 1)} \end{aligned}$$

F_1 may be adjusted for absolute convergence with the transformation formulae of F_1 given in section 9.183 of [21] to obtain the remaining expression for \hat{P}^B . This concludes the proof. \square

MATHEMATICA[®] has an built-in method for evaluating F_1 . A MATLAB[®] code for evaluating F_1 , which uses the in-build one-dimensional integration function with a pre-supplied tolerance is employed in the present work. Furthermore, the use of higher precision is required as values may be very large or small. For this, one may use the symbolic manipulator *vpa*. For small P values, \hat{P}^B converges after as little as 100 or less iterations. However, when P is large, about 200 iterations are required to reach a value correct to 5 decimal places. So, using the one-dimensional integral representation of F_1 given in Theorem 1, for the region $|\kappa_1| < 1$ and $|\kappa_2| < 1$, \hat{P}^B may be simplified to the form

$$\hat{P}^B = \sum_{m=1}^{\infty} \frac{w_2 \Gamma(w_1 + m) (1-\kappa_1)^{w_3}}{\Gamma(w_1) \Gamma(m+1) (1-\kappa_2)^{-w_1}} \int_0^1 t^{w_1+w_2+w_3-1} (1-t)^m (1-\kappa_1 t)^{-w_3} (1-\kappa_2 t)^{-w_1-m} dt. \quad (\text{V.5})$$

When evaluating (V.5) in MATLAB, it helps to present the fraction $w_2 \Gamma(w_1 + m) / \Gamma(w_1) \Gamma(m+1)$ as

$$\frac{w_2 \Gamma(w_1 + m)}{\Gamma(w_1) \Gamma(m+1)} = w_2 \exp(\text{gammaln}(w_1 + m) - \text{gammaln}(w_1) - \text{gammaln}(m+1))$$

to avoid the gamma function blowing up for large values. Another way to compute \hat{P}^B is to use the method devised in 2013 by [22] and [23], who at the time also questioned the accuracy of MATHEMATICA's in-build function *AppellF1* when parameters of F_1 are large negative or positive.

Note that the closed-form Bayes estimator for P based on Jefferys' non-informative priors, denoted by \hat{P}^{JB} , is simply the same as the estimator given in Theorem 1 with $a_1 = a_2 = a_3 = 0$ and $b_1 = b_2 = b_3 = 0$.

B. Lindley Approximation method

In this section, Bayes approximates of P are computed using Lindley approximation method which was introduced by [24]. For a vector of parameters $\boldsymbol{\theta} = (\theta_1, \theta_2, \theta_3)$ and a function $P(\boldsymbol{\theta})$, the Bayes estimator of P is given by the ratio

$$E [P(\boldsymbol{\theta}) | \sigma, \mathbf{x}, \mathbf{y}, \mathbf{z}] = \frac{\int_0^\infty P(\boldsymbol{\theta}) e^{\mathcal{L}(\boldsymbol{\theta}) + \rho(\boldsymbol{\theta})} d\boldsymbol{\theta}}{\int_0^\infty e^{\mathcal{L}(\boldsymbol{\theta}) + \rho(\boldsymbol{\theta})} d\boldsymbol{\theta}}, \quad (\text{V.6})$$

where $\mathcal{L}(\boldsymbol{\theta})$ is the likelihood function of $\boldsymbol{\theta}$ given in (II.5) and $\rho(\boldsymbol{\theta})$ is the natural logarithm of the prior density of $\boldsymbol{\theta}$ given by (II.6). For sufficiently large sample sizes, the integral (V.6) can be approximated by

$$E [P(\boldsymbol{\theta}) | \sigma, \mathbf{x}, \mathbf{y}, \mathbf{z}] = p + 0.5 \sum_i \sum_j (p_{ij} + 2p_i \rho_j) \varpi_{ij} + 0.5 \sum_i \sum_j \sum_k \sum_l \varepsilon_{ijk} \varpi_{ij} p_l \Big|_{\boldsymbol{\theta}=\hat{\boldsymbol{\theta}}} + \text{terms of order } n^{-2} \text{ or smaller.} \quad (\text{V.7})$$

where $\boldsymbol{\theta} = (\theta_1, \theta_2, \theta_3)$ $i, j, k, l = 1, 2, 3$, $\hat{\boldsymbol{\theta}}$ is the MLE of $\boldsymbol{\theta}$, $p = p(\boldsymbol{\theta})$, $p_i = \frac{\partial p}{\partial \theta_i}$, $p_{ij} = \frac{\partial^2 p}{\partial \theta_i \partial \theta_j}$, $\varepsilon_{ijk} = \frac{\partial^3 \varepsilon}{\partial \theta_i \partial \theta_j \partial \theta_k}$, $\rho_j = \frac{\partial \rho}{\partial \theta_j}$, and $\varpi_{ij} = (i, j)$ -th element of the inverse of the matrix $[-\varepsilon_{ij}]$ with all the parameters replaced by their respective MLEs. Therefore, in the present case Lindley's approximation gives

$$\hat{P}^L = P + (P_1 q_1 + P_2 q_2 + P_3 q_3 + q_4 + q_5) + 0.5 [\mathcal{A}_1 (P_1 \varpi_{11} + P_2 \varpi_{12} + P_3 \varpi_{13}) + \mathcal{A}_2 (P_1 \varpi_{21} + P_2 \varpi_{22} + P_3 \varpi_{23}) + \mathcal{A}_3 (P_1 \varpi_{31} + P_2 \varpi_{32})]$$

where

$$q_i = \rho_1 \varpi_{i1} + \rho_2 \varpi_{i2} + \rho_3 \varpi_{i3}, \quad i = 1, 2, 3.$$

$$q_4 = P_{12} \varpi_{12} + P_{13} \varpi_{13} + P_{23} \varpi_{23}$$

$$q_5 = \frac{1}{2} (P_{11} \varpi_{11} + P_{22} \varpi_{22} + P_{33} \varpi_{33})$$

$$\mathcal{A}_1 = \varepsilon_{111} \varpi_{11} + 2\varepsilon_{121} \varpi_{12} + 2\varepsilon_{131} \varpi_{13} + 2\varepsilon_{231} \varpi_{23} + \varepsilon_{221} \varpi_{22} + \varepsilon_{331} \varpi_{33}$$

$$\mathcal{A}_2 = \varepsilon_{112} \varpi_{11} + 2\varepsilon_{122} \varpi_{12} + 2\varepsilon_{132} \varpi_{13} + 2\varepsilon_{232} \varpi_{23} + \varepsilon_{222} \varpi_{22} + \varepsilon_{332} \varpi_{33}$$

$$\mathcal{A}_3 = \varepsilon_{113} \varpi_{11} + 2\varepsilon_{123} \varpi_{12} + 2\varepsilon_{133} \varpi_{13} + 2\varepsilon_{233} \varpi_{23} + \varepsilon_{223} \varpi_{22} + \varepsilon_{333} \varpi_{33}$$

$$\rho_1 = \frac{b_1 - 1}{\theta_1} - a_1, \quad \rho_2 = \frac{b_2 - 1}{\theta_2} - a_2, \quad \rho_3 = \frac{b_3 - 1}{\theta_3} - a_3,$$

$$\varepsilon_{11} = -\frac{n_1}{\theta_1^2}, \quad \varepsilon_{22} = -\frac{n_2}{\theta_2^2}, \quad \varepsilon_{33} = -\frac{n_3}{\theta_3^2}$$

$$\varepsilon_{111} = \frac{2n_1}{\theta_1^3}, \quad \varepsilon_{222} = \frac{2n_2}{\theta_2^3}, \quad \varepsilon_{333} = \frac{2n_3}{\theta_3^3},$$

and

$$\begin{aligned}
P_{11} &= \frac{\partial^2 P}{\partial \theta_1^2} = \frac{-2\theta_2}{(\theta_1 + \theta_2 + \theta_3)^3} \\
P_{22} &= \frac{\partial^2 P}{\partial \theta_2^2} = \frac{-2\theta_1 (\theta_3 (\theta_1^2 + 3\theta_1\theta_3 + 2\theta_3^2) + 3\theta_2\theta_3(\theta_1 + \theta_3) - \theta_2^3)}{(\theta_2 + \theta_3)^3(\theta_1 + \theta_2 + \theta_3)^3} \\
P_{33} &= \frac{\partial^2 P}{\partial \theta_3^2} = \frac{2\theta_1\theta_2 (\theta_1^2 + 3\theta_1(\theta_2 + \theta_3) + 3(\theta_2 + \theta_3)^2)}{(\theta_2 + \theta_3)^3(\theta_1 + \theta_2 + \theta_3)^3} \\
P_{12} &= \frac{\partial^2 P}{\partial \theta_1 \partial \theta_2} = \frac{\theta_1 - \theta_2 + \theta_3}{(\theta_1 + \theta_2 + \theta_3)^3}, \quad P_{13} = \frac{\partial^2 P}{\partial \theta_1 \partial \theta_3} = \frac{-2\theta_2}{(\theta_1 + \theta_2 + \theta_3)^3} \\
P_{23} &= \frac{\partial^2 P}{\partial \theta_2 \partial \theta_3} = \frac{\theta_1 (\theta_1^2 (\theta_2 - \theta_3) + 2(2\theta_2 - \theta_3)(\theta_2 + \theta_3)^2 + \theta_1 (\theta_2^2 - \theta_3^2))}{(\theta_2 + \theta_3)^3(\theta_1 + \theta_2 + \theta_3)^3}
\end{aligned}$$

with the first derivatives of P as defined in Section III.

C. Markov Chain Monte Carlo method

Since σ is known, the posterior distributions of θ_1, θ_2 , and θ_3 are simply:

$$\begin{aligned}
\theta_1 | \sigma, \theta_2, \theta_3, \mathbf{x}, \mathbf{y}, \mathbf{z} &\sim \Gamma(w_1, v_1), \quad \theta_2 | \sigma, \theta_1, \theta_3, \mathbf{x}, \mathbf{y}, \mathbf{z} \sim \Gamma(w_2, v_2), \\
\theta_3 | \sigma, \theta_1, \theta_2, \mathbf{x}, \mathbf{y}, \mathbf{z} &\sim \Gamma(w_3, v_3).
\end{aligned}$$

Random samples are generated from these distributions using Gibbs sampling. The algorithm is as follows:

- 1) Start with an initial guess $(\theta_1^{(0)}, \theta_2^{(0)}, \theta_3^{(0)})$.
- 2) Set $t = 1$.
- 3) Generate $\theta_1^{(t)}$ from $\Gamma(w_1, v_1)$.
- 4) Generate $\theta_2^{(t)}$ from $\Gamma(w_2, v_2)$.
- 5) Generate $\theta_3^{(t)}$ from $\Gamma(w_3, v_3)$.
- 6) Compute $P^{(t)} = \frac{\theta_1^{(t)} \theta_2^{(t)}}{(\theta_2^{(t)} + \theta_3^{(t)}) (\theta_1^{(t)} + \theta_2^{(t)} + \theta_3^{(t)})}$.
- 7) Set $t = t + 1$.
- 8) Repeat steps 2 – 7 T times to obtain T draws from $\Gamma(w_i, v_i)$, $i = 1, 2, 3$.

Where w_i, v_i , $i = 1, 2, 3$ are as defined in (V.2). The sample values obtained in the above algorithm, $p_{(1)}, \dots, p_{(T)}$, are a random sample from the joint posterior density $\pi(\theta_1, \theta_2, \theta_3 | \sigma, \mathbf{x}, \mathbf{y}, \mathbf{z})$ given in (V.2). The Bayes estimate of P under the SE loss function is then given by

$$\hat{P}^{MC} = \frac{1}{T} \left(\sum_{t=1}^T P^{(t)} \right)$$

The $100(1 - \gamma)\%$ HPD credible intervals for P can be obtained by the method of [25] as follows :

Let $p_{(1)} < \dots < p_{(T)}$ be the ordered values of $p_{(i)}$, for $i = 1, 2, \dots, T$ as computed in the above algorithm. Then, from the following $100(1 - \gamma)\%$ credible intervals for P :

$$(p_{(1)}, p_{((1-\gamma)T)}), \dots, (p_{(\gamma T)}, p_{(T)}), \quad (\text{V.8})$$

the HPD credible interval for P is obtained by choosing the interval with the shortest length from the set in (V.8).

VI. MODEL GENERALIZATIONS AND FURTHER USEFUL OBSERVATIONS

This section presents a brief survey of generalized results for the model $P = Pr(X < Y < Z)$. Methods for obtaining generalized UMVUEs and the closed-form Bayes estimators are suggested. Additionally, an alternative approach for the present model, its possible use and disadvantage are given.

A. Model generalizations

The model (II.4) can easily be extended to the case of $n > 3$ random variables as follows : Let $X_i \sim Kum(\theta_i, \sigma)$, $i = 1, \dots, n$. Then, using recursive integration methods such as the procedure presented by Hayter [26], one can easily obtain the generalized form of P as

$$\begin{aligned} P &= Pr(X_1 < X_2 < \dots < X_{n-1} < X_n) \\ &= \int \int \dots \int_{x_1 < x_2 < \dots < x_n} f_{X_1}(x_1) f_{X_2}(x_2) \dots f_{X_n}(x_n) dx_1 dx_2 \dots dx_n \\ &= \prod_{i=1}^{n-1} \left(\theta_i / \sum_{j=0}^{n-i} \theta_{n-j} \right) \end{aligned} \quad (VI.1)$$

A Lauricella series (see [27]) which is an extension of F_1 defined in the proof of Theorem 1, is given by the following infinite series

$$F_D^{(n)}(a; \mathbf{b}; c; \mathbf{x}) = \sum_{r_1=0}^{\infty} \dots \sum_{r_n=0}^{\infty} \frac{(a)_{r_1+\dots+r_n} (b_1)_{r_1} \dots (b_n)_{r_n}}{(c)_{r_1+\dots+r_n} r_1! \dots r_n!} x_1^{r_1} \dots x_n^{r_n} \quad (VI.2)$$

with $\max\{|x_1|, \dots, |x_n|\} < 1$, $c > a > 0$, $\mathbf{b} = (b_1, \dots, b_n)$, $\mathbf{x} = (x_1, \dots, x_n)$ and $(\lambda)_r$ as the Pochhammer symbol. Remarkably, $F_D^{(n)}$ also happens to have a simple single integral representation written as

$$F_D^{(n)}(a; \mathbf{b}; c; \mathbf{x}) = \frac{\Gamma(c)}{\Gamma(a)\Gamma(c-a)} \int_0^1 t^{a-1} (1-t)^{c-a-1} \prod_{i=1}^n (1-x_i t)^{-b_i} dt, \quad (VI.3)$$

where (VI.3) is absolutely convergent for $a > 0$, $c - a > 0$ and $\max\{|x_1|, \dots, |x_n|\} < 1$. It is clear that $F_D^{(2)} = F_1$ and therefore, the UMVUE of reliability in Theorem 1 can easily be generalized using $F_D^{(n)}$ as well as the standard generalized hypergeometric function ${}_pF_q$, where

$$\begin{aligned} {}_pF_q(a_1, \dots, a_p; b_1, \dots, b_q; x) &= \sum_{n=0}^{\infty} \frac{\prod_{j=1}^p (a_j)_n x^n}{\prod_{j=1}^q (b_j)_n n!} \\ &= \mathcal{C} \int_0^1 t^{a_p-1} (1-t)^{-a_p+b_q-1} {}_{p-1}F_{q-1}(a_1, a_2, \dots, a_p; b_1, \dots, b_q; tx) dt, \end{aligned} \quad (VI.4)$$

with $\mathcal{C} = \Gamma(b_q)/\Gamma(a_p)\Gamma(b_q - a_p)$, $|x| < 1$, $p = q + 1$, $\sum_{j=1}^q b_j - \sum_{j=1}^p a_j > 0$.

For the closed-form Bayes estimator of P in Theorem 2, the Euler type double integral representation of F_1 given in (V.4) can be generalized to more than two integrals as follows

$$F_D^{(n)}(a; \mathbf{b}; c; \mathbf{x}) = \mathcal{M} \int \dots \int_{\substack{\sum_{i=1}^n t_i \leq 1 \\ t_1, \dots, t_n \geq 0}} \left(\prod_{i=1}^n t_i^{b_i-1} \right) \left(1 - \sum_{i=1}^n t_i \right)^{c-\sum_{i=1}^n b_i-1} \left(1 - \sum_{i=1}^n x_i t_i \right)^{-a} dt_1 \dots dt_n \quad (VI.5)$$

where $\mathcal{M} = \Gamma(c) / (\prod_{i=1}^n \Gamma(b_i)) \Gamma(c - \sum_{i=1}^n b_i)$ with $b_1, \dots, b_n \geq 0$ and $c - \sum_{i=1}^n b_i \geq 0$, see [28]. That is, the transformations and computations undertaken in deriving the closed-form Bayes estimator can be extended using (VI.5). Generalizing the results is, perhaps, an idea that can be explored in another article to further shed light on the relationship between hypergeometric functions, the UMVUEs and Bayes estimators for P_n .

Other than providing exact Bayes estimates for P , the presented closed-form Bayes estimator is a good alternative compared to other computationally expensive methods such as the MCMC method or direct evaluation of the integral in (V.3) using in-built integration functions of modern computer algebra systems. The Bayes estimator is also a better alternative than the widely used Lindley approximation method as well as the [29] approximation method, since both methods get tedious and almost unusable as the number of variables increases. Furthermore, the hypergeometric functions $F_D^{(n)}$ and ${}_pF_q$ can be evaluated to arbitrary numerical precision with exact values existing for certain conditions on the parameters as shown in the case of the UMVUE.

B. Some useful observations

As shown by [10], P can be expressed in a much friendlier form as

$$\begin{aligned} P &= Pr(Y < Z) - Pr(Y < X, Y < Z) \\ &= \frac{\theta_2}{(\theta_2 + \theta_3)} - \frac{\theta_2}{(\theta_1 + \theta_2 + \theta_3)} \\ &= \frac{\theta_1 \theta_2}{(\theta_2 + \theta_3)(\theta_1 + \theta_2 + \theta_3)} \end{aligned}$$

The linearity of unbiased estimators allows one to deal individually with $\phi_1 = \theta_2/(\theta_2 + \theta_3)$ and $\phi_2 = \theta_2/(\theta_1 + \theta_2 + \theta_3)$. In this case, it is easier to obtain the UMVUE as well as the closed-form Bayes estimators for ϕ_1 and ϕ_2 using the methods of [30] and [20]. In this case, the UMVUE for P is given by $P^U = \phi_1^U - \phi_2^U$, where

$$\phi_1^U = \begin{cases} {}_2F_1\left(1 - n_2, 1, n_3; \frac{v}{w}\right), & w > v \\ 1 - {}_2F_1\left(1 - n_3, 1, n_2; \frac{w}{v}\right), & v > w \end{cases}$$

and

$$\phi_2^U = \begin{cases} \left(\frac{n_2 - 1}{n_1}\right) \left(\frac{u}{v}\right) F_1\left(1, 1 - n_3, 2 - n_2, n_1 + 1; \frac{u}{w}, \frac{u}{v}\right), & u < \min\{v, w\} \\ F_1\left(1, 1 - n_1, 1 - n_3, n_2; \frac{v}{u}, \frac{v}{w}\right), & v < \min\{u, w\} \\ \left(\frac{n_2 - 1}{n_3}\right) \left(\frac{w}{v}\right) F_1\left(1, 1 - n_1, 2 - n_2, n_3 + 1; \frac{w}{u}, \frac{w}{v}\right), & w < \min\{u, v\}. \end{cases}$$

As shown by [17], ϕ_1^U can also be written in finite series form as

$$\phi_1^U = \begin{cases} \sum_{a=0}^{n_2} (-1)^a \frac{\binom{n_2-1}{a}}{\binom{n_3+a-1}{a}} \left(\frac{v}{w}\right)^a, & w > v \\ 1 - \sum_{b=0}^{n_3} (-1)^b \frac{\binom{n_3-1}{b}}{\binom{n_2+b-1}{b}} \left(\frac{w}{v}\right)^b, & v > w \end{cases}$$

Likewise, [20] also proposed a finite series representation for ϕ_2^U as

$$\phi_2^U = \begin{cases} \left(\frac{n_2 - 1}{n_1} \right) \sum_{a=0}^{n_3-1} \sum_{b=0}^{n_2-2} (-1)^{a+b} \left(\frac{u}{w} \right)^a \left(\frac{u}{v} \right)^{b+1} \frac{\binom{n_3-1}{a} \binom{n_2-2}{b}}{\binom{n_1+a+b}{a+b}}, & u < \min\{v, w\} \\ \sum_{a=0}^{n_1-1} \sum_{b=0}^{n_3-1} (-1)^{a+b} \left(\frac{v}{u} \right)^a \left(\frac{v}{w} \right)^b \frac{\binom{n_1-1}{a} \binom{n_3-1}{b}}{\binom{n_2+a+b-1}{a+b}}, & v < \min\{u, w\} \\ \left(\frac{n_2 - 1}{n_3} \right) \sum_{a=0}^{n_1-1} \sum_{b=0}^{n_2-2} (-1)^{a+b} \left(\frac{w}{u} \right)^a \left(\frac{w}{v} \right)^{b+1} \frac{\binom{n_1-1}{a} \binom{n_2-2}{b}}{\binom{n_3+a+b}{a+b}}, & w < \min\{u, v\}. \end{cases}$$

The Bayes estimator for P on the other hand is given by $P^B = \phi_1^B - \phi_2^B$, where

$$\phi_1^B = \begin{cases} \left(\frac{w_2 (1 - \mu_1)^{w_2}}{w_2 + w_3} \right) {}_2F_1(w_2 + w_3, w_2 + 1, w_2 + w_3 + 1; \mu_1), & |\mu_1| < 1 \\ \left(\frac{w_2 (1 - \mu_1)^{-w_3}}{w_2 + w_3} \right) {}_2F_1\left(w_2 + w_3, w_3, w_2 + w_3 + 1; \frac{\mu_1}{1 - \mu_1}\right), & \mu_1 < -1 \end{cases}$$

with $\mu_1 = v_2/v_3$ and

$$\phi_2^B = \begin{cases} \left(\frac{w_2 (1 - \mu_2)^{w_1} (1 - \mu_3)^{w_2}}{w_1 + w_2 + w_3} \right) F_1\left(\sum_{i=1}^3 w_i, w_1, w_3, 1 + \sum_{i=1}^3 w_i; \mu_2, \mu_3\right), & |\mu_2| < 1, |\mu_3| < 1 \\ \left(\frac{w_2 (1 - \mu_2)}{w_1 + w_2 + w_3} \right) F_1\left(1, w_2 + 1, w_3, 1 + \sum_{i=1}^3 w_i; \mu_2, \frac{\mu_2 - \mu_3}{1 - \mu_3}\right), & |\mu_2| < 1, \mu_3 < -1 \\ \left(\frac{w_2 (1 - \mu_3)}{w_1 + w_2 + w_3} \right) F_1\left(1, w_1, w_2 + 1, 1 + \sum_{i=1}^3 w_i; \frac{\mu_3 - \mu_2}{1 - \mu_2}, \mu_3\right), & \mu_2 < -1, |\mu_3| < 1 \\ \left(\frac{w_2}{w_1 + w_2 + w_3} \right) F_1\left(1, w_1, w_3, 1 + \sum_{i=1}^3 w_i; \frac{\mu_2}{\mu_2 - 1}, \frac{\mu_3}{\mu_3 - 1}\right), & \mu_2 < -1, \mu_3 < -1 \end{cases}$$

with $\mu_2 = 1 - v_1/v_2$ and $\mu_3 = 1 - v_3/v_2$. Note that the Bayes estimator given above also has finite series representations whenever $w_i, i = 1, 2, 3$, are positive integers. A similar form follows for the Bayes estimator under Jefferys' non-informative priors as mentioned at the end of Section V-A. However, this decomposition of P into a sum of simpler terms with minimal denominators does not extend to the general case and is therefore not very helpful for generalizations purposes. Nonetheless, this form of P^B can be used in studying the performance of the Bayes estimator given in Theorem 2 since it does not involve infinite series of the F_1 function.

VII. NUMERICAL EXPERIMENTS AND COMPARISONS

A. Monte Carlo simulations

In this section simulations are carried out to gauge the performances of the UMVUE and closed-form Bayes estimator derived in the present work against the MLE, MCMC and Lindley approximation

estimates. Comparisons are based on biases and MSEs, with the MSE of estimating θ with $\hat{\theta}$ under the squared error loss function given by

$$MSE(\theta) = \frac{1}{N} \sum_{i=1}^N (\theta_i - \hat{\theta}_i)^2,$$

where N is the number of iterations. Furthermore, 95% asymptotic confidence interval (AC) and HPD credible intervals (CR), are constructed and compared with average lengths and coverage probabilities (CPs). The value of P is gradually varied from values close to 1 to values closed to 0 and the performances of the estimators are noted. A fixed Prior given by $(a_1, a_2, a_3) = (1, 2, 3)$ and $(b_1, b_2, b_3) = (1.5, 2.5, 2)$ is used as the conjugate prior for the closed-form Bayes estimator.

For the MCMC estimates, following the simulation procedure used by [31], 5000 iterations are generated for each chain. For the burn in, the first 1000 draws are discarded to reduce the effect of the starting distribution. Lastly for thinning, i.e. to reduce the dependence in the draws of the Markov chain, only the 5th draw of the chain is used. The convergence of the MCMC method is also monitored by the use of the scale factor estimate. All results are based on 1000 replications and computations are performed in [32]. The simulation results for the point estimators are presented on Tables VII.1, VII.2 and VII.3. The simulation results for interval estimates are given in Table VII.4.

The MSEs decrease as sample sizes increase for all estimators. This confirms the consistency of the estimators. For large samples, the performances of all the estimators is nearly the same. Hence, for large samples, any of the estimators may be employed. The UMVUE performs better than all other estimators in terms of MSE and bias for values of P closer to 1 and 0, otherwise its performance deteriorates as P values move close to 0.5. The performance of the closed-form Bayes estimator for P based on conjugate gamma priors has almost identical performance with the MCMC method and both methods perform better than all other estimators when P is close to 0. However, computational burden is lesser for the closed-form Bayes estimator and is therefore the preferred choice in practice. The closed-form Bayes estimator under Jefferys' non-informative priors and Bayes estimator under Lindley's approximation method generally perform better than the MCMC method and conjugate-gamma-priors-based closed-form Bayes estimator for large P values.

Both the AC and CR average lengths decrease with increase in sample size. The average lengths for the AC are shorter than the average lengths for CR. The coverage probabilities are at least 0.65 and 0.87 for the AC and CR respectively.

B. Model application to post weld treatment data

In this section, the present model is applied to post weld treatments for fatigue life improvement of welded joints which were originally studied by Pedersen et al. [33]. The post weld treatments are burr grinding (BG) and TIG dressing which represent the variables Y and Z respectively. The main aim of the study was to determine a suitable post weld treatment for use in mass production of crane components. For this, one needs to determine whether or not BG and TIG dressing treatments led to improved fatigue strength of specimens compared to as-welded (AW) and to determine the order of the improvements if they exist. The fatigue strength data, represented by the number of cycles to failure for each test specimen, are given as 12.663, 15.205, 19.303, 20.159, 26.231, 28.558, 35.701, 43.719, 48.246, 58.992, 78.961, 96.224 for AW, 25.283, 25.292, 39.727, 44.373, 100.913, 72.084, 102.958, 74.943, 76.851, 144.801, 172.042 for BG treatment, and 84.527, 93.788, 156.266, 352.235, 666.989, 91.578, 112.553, 179.863, 136.497, 36.907, 94.745, 48.665, 44.062 for TIG dressing treatment. In the case of AW, data points for stresses below 500 MPa have been discarded. That is, only high stress ranges are considered for fair comparisons.

Following the idea of Kundu and Gupta [34] and assuming that all parameters are unknown, the Weibull model is fit separately to each data with the help of EasyFit and [35]. The Kolmogorov-Smirnov (K-S) goodness-of-fit statistics and MLE-based parameter estimates of the model are shown on Table VII.5. The distances between the empirical and fitted distribution functions and the high p-values from the K-S test

Table VII.1
ESTIMATION OF P AT DIFFERENT LEVELS

(n_1, n_2, n_3)	$(\theta_1, \theta_2, \theta_3)$	P	\hat{P}^U	\hat{P}	\hat{P}^B	\hat{R}^{JB}	\hat{P}^L	\hat{P}^{MC}
(10,10,10)	(0.9,0.09,0.00005)	0.9085	0.9074	0.9002	0.8776	0.8924	0.8905	0.8774
			0.0016	0.0018	0.0029	0.0021	0.0020	0.0030
			-0.0012	-0.0084	-0.0310	-0.0161	-0.0180	-0.0311
(20,20,20)	(0.9,0.09,0.00005)	0.9085	0.9078	0.9043	0.8926	0.9005	0.8994	0.8923
			0.0007	0.0007	0.0010	0.0008	0.0008	0.0010
			-0.0007	-0.0042	-0.0159	-0.0080	-0.0091	-0.0162
(30,30,30)	(0.9,0.09,0.00005)	0.9085	0.9070	0.9047	0.8968	0.9021	0.9015	0.8968
			0.0005	0.0005	0.0007	0.0005	0.0005	0.0007
			-0.0015	-0.0039	-0.0117	-0.0064	-0.0071	-0.0117
(40,40,40)	(0.9,0.09,0.00005)	0.9085	0.9086	0.9069	0.9011	0.9052	0.9046	0.9011
			0.0003	0.0004	0.0004	0.0004	0.0004	0.0004
			0.0000	-0.0016	-0.0074	-0.0034	-0.0039	-0.0074
(50,50,50)	(0.9,0.09,0.00005)	0.9085	0.9088	0.9074	0.9026	0.9059	0.9056	0.9027
			0.0003	0.0003	0.0003	0.0003	0.0003	0.0003
			0.0003	-0.0011	-0.0059	-0.0026	-0.0030	-0.0059
(10,10,10)	(0.1,0.02,0.00005)	0.8290	0.8272	0.8174	0.8029	0.8082	0.8266	0.8028
			0.0043	0.0045	0.0052	0.0048	0.0037	0.0052
			-0.0018	-0.0116	-0.0261	-0.0208	-0.0024	-0.0262
(20,20,20)	(0.1,0.02,0.00005)	0.8290	0.8303	0.8254	0.8174	0.8206	0.8297	0.8177
			0.0018	0.0019	0.0020	0.0019	0.0017	0.0020
			0.0013	-0.0036	-0.0116	-0.0083	0.0007	-0.0113
(30,30,30)	(0.1,0.02,0.00005)	0.8290	0.8275	0.8242	0.8186	0.8210	0.8271	0.8186
			0.0012	0.0013	0.0014	0.0013	0.0012	0.0014
			-0.0015	-0.0048	-0.0103	-0.0080	-0.0019	-0.0104
(40,40,40)	(0.1,0.2,0.00005)	8290	0.8297	0.8273	0.8231	0.8249	0.8294	0.8231
			0.0010	0.0010	0.0011	0.0011	0.0010	0.0011
			0.0008	-0.0017	-0.0059	-0.0041	0.0004	-0.0059
(50,50,50)	(0.1,0.02,0.00005)	0.8290	0.8279	0.8260	0.8225	0.8240	0.8277	0.8225
			0.0007	0.0007	0.0008	0.0007	0.0007	0.0008
			-0.0011	-0.0030	-0.0065	-0.0049	-0.0013	-0.0065
(10,10,10)	(0.3,0.09,0.00005)	0.7640	0.7647	0.7546	0.7353	0.7454	0.7606	0.7352
			0.0059	0.0059	0.0063	0.0059	0.0049	0.0063
			0.0007	-0.0094	-0.0287	-0.0186	-0.0033	-0.0288
(20,20,20)	(0.3,0.09,0.00005)	0.7640	0.7656	0.7605	0.7498	0.7557	0.7635	0.7502
			0.0030	0.0029	0.0031	0.0030	0.0027	0.0030
			0.0016	-0.0035	-0.0142	-0.0083	-0.0005	-0.0138
(30,30,30)	(0.3,0.09,0.00005)	0.7640	0.7620	0.7587	0.7513	0.7554	0.7607	0.7513
			0.0020	0.0020	0.0021	0.0020	0.0019	0.0021
			-0.0020	-0.0053	-0.0127	-0.0086	-0.0033	-0.0127
(40,40,40)	(0.3,0.09,0.00005)	7640	0.7651	0.7626	0.7569	0.7601	0.7641	0.7570
			0.0017	0.0017	0.0018	0.0017	0.0016	0.0017
			0.0011	-0.0014	-0.0071	-0.0039	0.0000	-0.0070
(50,50,50)	(0.3,0.09,0.00005)	0.7640	0.7640	0.7620	0.7574	0.7601	0.7632	0.7575
			0.0012	0.0012	0.0012	0.0012	0.0011	0.0012
			0.0000	-0.0020	-0.0066	-0.0039	-0.0000	-0.0065

* The second and third rows represent the MSE and bias associated with an estimate respectively.

Table VII.2
ESTIMATION OF P AT DIFFERENT LEVELS

(n_1, n_2, n_3)	$(\theta_1, \theta_2, \theta_3)$	P	\hat{P}^U	\hat{P}	\hat{P}^B	\hat{R}^{JB}	\hat{P}^L	\hat{P}^{MC}
(10,10,10)	(0.2,0.09,0.00005)	0.6892	0.6885	0.6806	0.6647	0.6738	0.6960	0.6642
			0.0099	0.0093	0.0091	0.0090	0.0079	0.0091
			-0.0006	-0.0085	-0.0245	-0.0154	0.0069	-0.0249
(20,20,20)	(0.2,0.09,0.00005)	0.6892	0.6950	0.6909	0.6816	0.6871	0.6983	0.6811
			0.0050	0.0048	0.0047	0.0047	0.0045	0.0048
			0.0058	0.0017	-0.0076	-0.0021	-0.0092	-0.0081
(30,30,30)	(0.2,0.09,0.00005)	0.6892	0.6903	0.6876	0.6811	0.6851	0.6927	0.6814
			0.0031	0.0031	0.0031	0.0030	0.0029	0.0031
			0.0012	-0.0015	-0.0080	-0.0041	-0.0036	-0.0078
(40,40,40)	(0.2,0.09,0.00005)	0.6892	0.6884	0.6863	0.6813	0.6844	0.6902	0.6813
			0.0022	0.0022	0.0022	0.0022	0.0021	0.0022
			-0.0008	-0.0028	-0.0078	-0.0048	0.0010	-0.0078
(50,50,50)	(0.2,0.09,0.00005)	0.6892	0.6859	0.6842	0.6802	0.6827	0.6874	0.6800
			0.0019	0.0019	0.0019	0.0019	0.0018	0.0019
			0.0033	-0.0049	-0.0089	-0.0065	-0.0018	-0.0091
(10,10,10)	(0.09,0.09,0.00005)	0.4996	0.5036	0.5033	0.4959	0.5030	0.5338	0.4954
			0.0142	0.0128	0.0114	0.0118	0.0127	0.0115
			0.0040	0.0037	-0.0037	0.0035	0.0042	-0.0042
(20,20,20)	(0.09,0.09,0.00005)	0.4996	0.4944	0.4945	0.4905	0.4946	0.5106	0.4904
			0.0068	0.0065	0.0061	0.0062	0.0062	0.0061
			-0.0051	-0.0050	-0.0091	-0.0050	-0.0110	-0.0091
(30,30,30)	(0.09,0.09,0.00005)	0.4996	0.4993	0.4993	0.4963	0.4993	0.5101	0.4962
			0.0042	0.0041	0.0039	0.0039	0.0040	0.0039
			-0.0003	-0.0003	-0.0033	-0.0003	-0.0105	-0.0034
(40,40,40)	(0.09,0.09,0.00005)	0.4996	0.4993	0.4993	0.4970	0.4993	0.5074	0.4969
			0.0032	0.0032	0.0031	0.0031	0.0031	0.0031
			-0.0003	-0.0003	-0.0026	-0.0003	0.0078	-0.0027
(50,50,50)	(0.09,0.09,0.00005)	0.4996	0.4968	0.4969	0.4950	0.4969	0.5034	0.4050
			0.0025	0.0024	0.0024	0.0024	0.0024	0.0023
			-0.0027	-0.0027	-0.0046	-0.0027	0.0038	-0.0046
(10,10,10)	(0.01,0.09,0.00005)	0.3308	0.3279	0.3347	0.3322	0.3405	0.3721	0.3322
			0.0105	0.0098	0.0091	0.0093	0.0116	0.0091
			-0.0030	-0.0039	0.0013	0.0097	0.0412	0.0014
(20,20,20)	(0.01,0.09,0.00005)	0.3308	0.3211	0.3247	0.3235	0.3280	0.3440	0.3237
			0.0044	0.0042	0.0041	0.0041	0.0044	0.0041
			-0.0098	-0.0062	-0.0073	-0.0028	0.0131	-0.0072
(30,30,30)	(0.01,0.09,0.00005)	0.3308	0.3310	0.3333	0.3323	0.3354	0.3462	0.3324
			0.0037	0.0036	0.0035	0.0035	0.0039	0.0035
			0.0001	0.0024	0.0015	0.0046	0.0154	0.0015
(40,40,40)	(0.01,0.09,0.00005)	0.3308	0.3340	0.3357	0.3350	0.3373	0.3355	0.3348
			0.0023	0.0023	0.0022	0.0023	0.0025	0.0022
			0.0031	0.0048	0.0041	0.0065	0.0146	0.0040
(50,50,50)	(0.01,0.09,0.00005)	0.3308	0.3324	0.3338	0.3332	0.3351	0.3416	0.3333
			0.0019	0.0019	0.0018	0.0019	0.0020	0.0018
			0.0015	0.0029	0.0024	0.0043	0.0108	0.0024

* The second and third rows represent the MSE and bias associated with an estimate respectively.

Table VII.3
ESTIMATION OF P AT DIFFERENT LEVELS

(n_1, n_2, n_3)	$(\theta_1, \theta_2, \theta_3)$	P	\hat{P}^U	\hat{P}	\hat{P}^B	\hat{R}^{JB}	\hat{P}^L	\hat{P}^{MC}
(10,10,10)	(0.006,0.02,0.00005)	0.2289	0.2242	0.2333	0.2339	0.2414	0.2670	0.2335
			0.0068	0.0066	0.0063	0.0066	0.0088	0.0062
			-0.0048	0.0044	0.0049	0.0124	0.0381	0.0046
(20,20,20)	(0.006,0.02,0.00005)	0.2289	0.2342	0.2387	0.2390	0.2329	0.2562	0.2392
			0.0036	0.0036	0.0035	0.0037	0.0045	0.0035
			0.0052	0.0098	0.0101	0.0140	0.0273	0.0102
(30,30,30)	(0.006,0.02,0.00005)	0.2289	0.2261	0.2292	0.2296	0.2321	0.2408	0.2297
			0.0020	0.0019	0.0019	0.0019	0.0022	0.0019
			-0.0028	0.0002	0.0006	0.0032	0.0119	0.0008
(40,40,40)	(0.006,0.02,0.00005)	0.2289	0.2302	0.2325	0.2328	0.2348	0.2413	0.2327
			0.0015	0.0015	0.0015	0.0015	0.0017	0.0015
			0.0013	0.0036	0.0039	0.0058	0.0124	0.0038
(50,50,50)	(0.006,0.02,0.00005)	0.2289	0.2300	0.2318	0.2321	0.2336	0.2389	0.2320
			0.0012	0.0012	0.0012	0.0012	0.0013	0.0012
			0.0011	0.0029	0.0031	0.0047	0.0100	0.0030
(10,10,10)	(0.003,0.02,0.00009)	0.1293	0.1363	0.1448	0.1469	0.1527	0.1705	0.1467
			0.0035	0.0038	0.0038	0.0042	0.0062	0.0038
			0.0070	0.0154	0.0175	0.0233	0.0411	0.0173
(20,20,20)	(0.003,0.02,0.00009)	0.1293	0.1300	0.1341	0.1354	0.1381	0.1466	0.1352
			0.0013	0.0013	0.0013	0.0014	0.0018	0.0013
			0.0006	0.0047	0.0061	0.0088	0.0173	0.0059
(30,30,30)	(0.003,0.02,0.00009)	0.1293	0.1272	0.1299	0.1309	0.1329	0.1381	0.1308
			0.0009	0.0009	0.0009	0.0009	0.0011	0.0009
			-0.0021	0.0006	0.0015	0.0015	0.0088	0.0015
(40,40,40)	(0.003,0.02,0.00009)	0.1293	0.1288	0.1309	0.1316	0.1329	0.1371	0.1317
			0.0006	0.0006	0.0006	0.0006	0.0007	0.0006
			-0.0005	0.0015	0.0023	0.0036	0.0078	0.0023
(50,50,50)	(0.003,0.02,0.00009)	0.1293	0.1292	0.1308	0.1315	0.1325	0.1358	0.1315
			0.0005	0.0005	0.0005	0.0005	0.0006	0.0005
			-0.0001	0.0015	0.0021	0.0031	0.0065	0.0021
(10,10,10)	(0.003,0.001,0.00009)	0.0472	0.0463	0.0506	0.0523	0.0549	0.0617	0.0522
			0.0004	0.0005	0.0006	0.0006	0.0009	0.0006
			-0.0009	0.0034	0.0051	0.0077	0.0145	0.0050
(20,20,20)	(0.003,0.001,0.00009)	0.0472	0.0477	0.0498	0.0507	0.0519	0.0553	0.0507
			0.0002	0.0003	0.0003	0.0003	0.0004	0.0003
			0.0006	0.0047	0.0061	0.0088	0.0173	0.0059
(30,30,30)	(0.003,0.001,0.00009)	0.0472	0.0467	0.0480	0.0487	0.0494	0.0516	0.0486
			0.0001	0.0002	0.0002	0.0002	0.0002	0.0002
			-0.0005	0.0008	0.0015	0.0022	0.0044	0.0014
(40,40,40)	(0.003,0.001,0.00009)	0.0472	0.0482	0.0492	0.0497	0.0503	0.0520	0.0497
			0.0001	0.0001	0.0001	0.0001	0.0001	0.0001
			0.0010	0.002015	0.0025	0.0031	0.0048	0.0025
(50,50,50)	(0.003,0.001,0.00009)	0.0472	0.0475	0.0483	0.0487	0.0491	0.0504	0.0487
			0.0000	0.0000	0.0000	0.0000	0.0001	0.0000
			0.0003	0.0011	0.0015	0.0019	0.00632	0.0015

* The second and third rows represent the MSE and bias associated with an estimate respectively.

Table VII.4
INTERVAL ESTIMATES OF P

(n_1, n_2, n_3)	P	AC	CR	L_{AC}	L_{CR}	CP_{AC}	CP_{CR}
(10,10,10)	0.9085	(0.8590,0.9592)	(0.7927,0.9458)	0.1003	0.1531	0.9000	0.9240
(20,20,20)	0.9085	(0.8638,0.9402)	(0.8361,0.9405)	0.0764	0.1044	0.7000	0.9320
(30,30,30)	0.9085	(0.8738,0.9350)	(0.8523,0.9362)	0.0613	0.0840	0.8000	0.9200
(40,40,40)	0.9085	(0.8751,0.9294)	(0.8635,0.9346)	0.0542	0.0710	0.9100	0.9280
(50,50,50)	0.9085	(0.8754,0.9248)	(0.8694,0.9330)	0.0495	0.0635	0.9000	0.9520
(10,10,10)	0.8290	(0.7388,0.9124)	(0.6858,0.9016)	0.1736	0.2157	0.9000	0.8880
(20,20,20)	0.8290	(0.7785,0.8950)	(0.7334,0.8907)	0.1166	0.1573	0.9200	0.9400
(30,30,30)	0.8290	(0.7546,0.8632)	(0.7495,0.8807)	0.1087	0.1312	0.8800	0.9240
(40,40,40)	0.8290	(0.7849,0.8717)	(0.7643,0.8764)	0.0868	0.1122	0.9000	0.9000
(50,50,50)	0.8290	(0.7759,0.8578)	(0.7693,0.8710)	0.0819	0.1017	1.0000	0.9320
(10,10,10)	0.7640	(0.6473,0.8697)	(0.5941,0.8602)	0.2224	0.2661	0.8900	0.9400
(20,20,20)	0.7640	(0.7044,0.8527)	(0.6455,0.8432)	0.1483	0.1977	0.7000	0.9320
(30,30,30)	0.7640	(0.7245,0.8441)	(0.6653,0.8307)	0.1195	0.1653	0.8000	0.9320
(40,40,40)	0.7640	(0.6939,0.8089)	(0.6832,0.8253)	0.1151	0.1421	0.9000	0.9200
(50,50,50)	0.7640	(0.7425,0.8343)	(0.6909,0.8195)	0.0917	0.1285	0.7000	0.9320
(10,10,10)	0.6892	(0.6017,0.8439)	(0.5029,0.8127)	0.2422	0.3097	0.8000	0.8960
(20,20,20)	0.6892	(0.5994,0.7824)	(0.5615,0.7946)	0.1830	0.2331	0.9000	0.9080
(30,30,30)	0.6892	(0.6361,0.7795)	(0.5811,0.7770)	0.1434	0.1958	0.6500	0.9160
(40,40,40)	0.6892	(0.6092,0.7435)	(0.5929,0.7655)	0.1343	0.1725	0.9000	0.9400
(50,50,50)	0.6892	(0.6210,0.7404)	(0.5993,0.7566)	0.1194	0.1573	0.8000	0.9200
(10,10,10)	0.4996	(0.3565,0.6521)	(0.3222,0.6682)	0.2956	0.3460	0.8000	0.8769
(20,20,20)	0.4996	(0.4017,0.6117)	(0.3560,0.6241)	0.2099	0.2681	0.7000	0.8904
(30,30,30)	0.4996	(0.4201,0.5940)	(0.3828,0.6093)	0.1739	0.2264	0.6500	0.9154
(40,40,40)	0.4996	(0.4032,0.5557)	(0.3977,0.5965)	0.1525	0.1988	0.8000	0.9038
(50,50,50)	0.4996	(0.4117,0.5492)	(0.4044,0.5849)	0.1375	0.1804	0.9300	0.9346
(10,10,10)	0.2289	(0.1203,0.3337)	(0.1172,0.3653)	0.2133	0.2481	0.9000	0.8760
(20,20,20)	0.2289	(0.1720,0.3359)	(0.1469,0.3418)	0.1639	0.1949	0.7800	0.8840
(30,30,30)	0.2289	(0.1758,0.3046)	(0.1526,0.3135)	0.1739	0.1288	0.8800	0.9360
(40,40,40)	0.2289	(0.1838,0.2946)	(0.1643,0.3069)	0.1108	0.1427	0.7000	0.9280
(50,50,50)	0.2289	(0.1909,0.2919)	(0.1703,0.2978)	0.1010	0.1276	0.8300	0.9360

show that the Weibull distribution is a reasonable fit for the three data sets. This is further supported by the goodness-of-fit plots shown on Figures VII.1, VII.2 and VII.3.

It is also clear that the three shape parameters are not very different and so, the assumption of equal shape parameters is plausible. Assuming that the shape parameters are equal, the Weibull model parameters are estimated again and the results are reported in Table VII.6. Based on the log-likelihood values, one cannot reject the null hypothesis that all three shape parameters are identical. Furthermore, the t-statistics and p-values from the K-S test suggest that the adjusted Weibull models are better fits than those in Table VII.5. Next, the point estimates of $P = Pr(X < Y < Z)$ are obtained as follows : $\hat{P}^U = 0.5769$, $\hat{P} = 0.5612$, $\hat{P}^B = \hat{P}^{JB} = 0.5462$, $\hat{P}^{MC} = 0.5463$ and $\hat{P}^L = 0.5329$. The 95% asymptotic confidence interval is (0.4705, 0.6518) and the Bayesian HPD credible interval is given by (0.4161, 0.6699). The results suggest that there was some improvement in fatigue strength from AW treatment to BG and TIG treatments with the TIG treatment as the strongest. This is consistent with [33] et al. findings.

VIII. CONCLUSIONS AND FURTHER RESEARCH

In this article, the UMVUE and closed-form Bayes estimator for $P = Pr(X < Y < Z)$ are derived and their performances are gauged against their counterparts in the maximum likelihood estimator, Markov

Table VII.5
KOLMOGOROV-SMIRNOV GOODNESS-OF-FIT STATISTICS

	AW	BG Treatment	TIG Treatment
t-statistic	0.1275	0.1876	0.1492
p-value	0.9761	0.7691	0.8937
shape parameter	1.7117(0.3767)	1.6280(0.4407)	1.5455(0.2289)
scale parameter	40.5550(8.1249)	82.6120(15.4159)	136.3600(43.4723)
Log-Likelihood	-54.284	-56.7096	-82.6421

* The values in braces represent the standard errors associated with the MLEs of model parameters.

Table VII.6
RE-FITTED KOLMOGOROV-SMIRNOV GOODNESS-OF-FIT STATISTICS

	AW	BG Treatment	TIG Treatment
t-statistic	0.1199	0.1532	0.1426
p-value	0.9870	0.9246	0.9203
shape parameter	1.6277	1.6277	1.6277
scale parameter	44.9310	87.6439	203.9352
Log-Likelihood	-54.2368	-56.7069	-80.5408

* The values in braces represent the standard errors associated with the MLEs of model parameters.

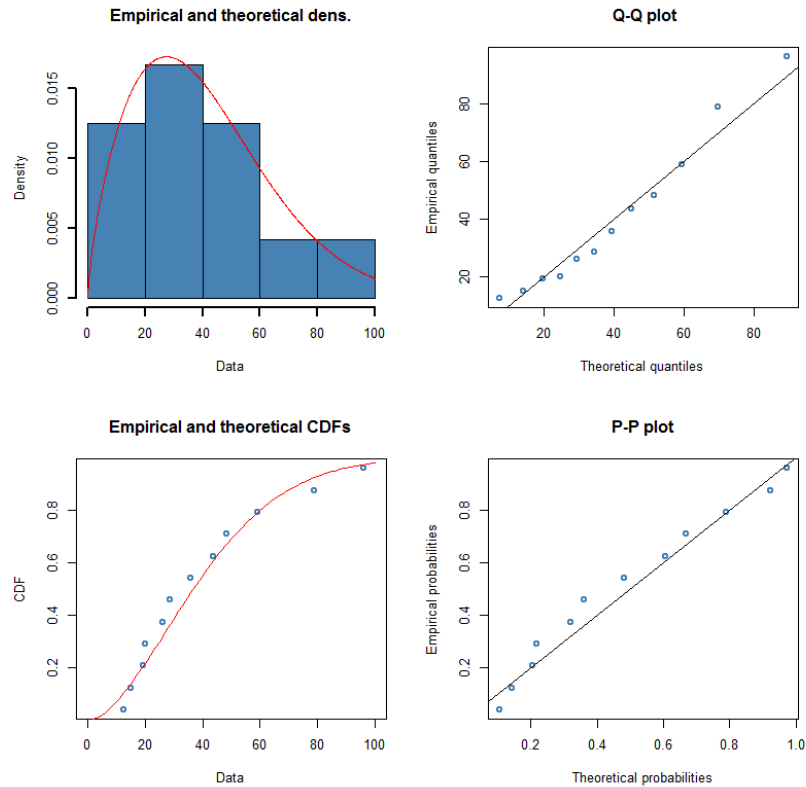


Figure VII.1. Goodness-of-fit plots for X

Chain Monte Carlo and Lindley approximation methods. From the Monte Carlo simulations undertaken, it is found that the UMVUE performs better than all other estimators in terms of bias and MSE when

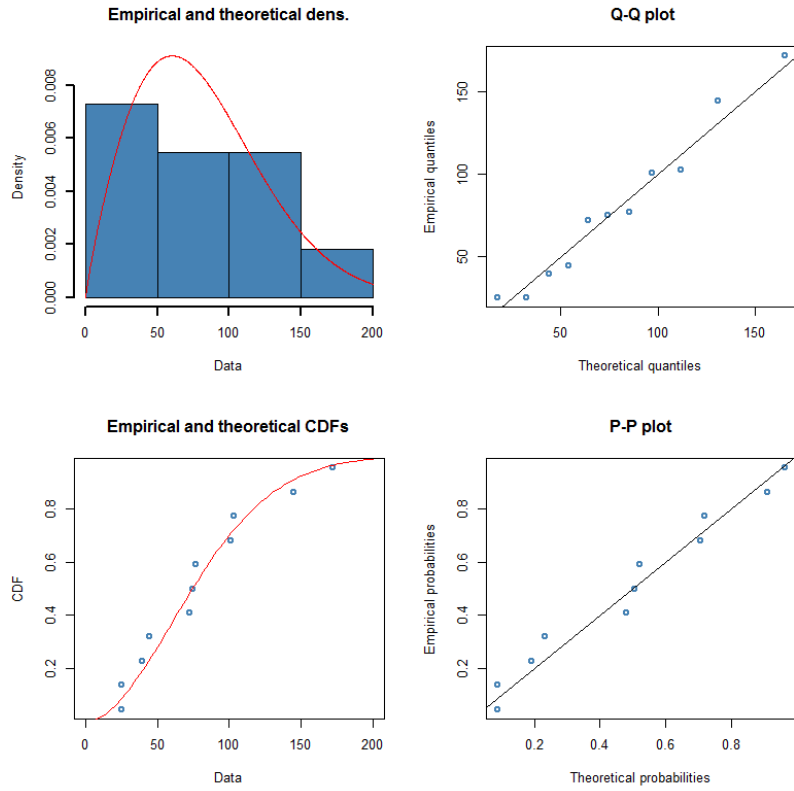


Figure VII.2. Goodness-of-fit plots for Y

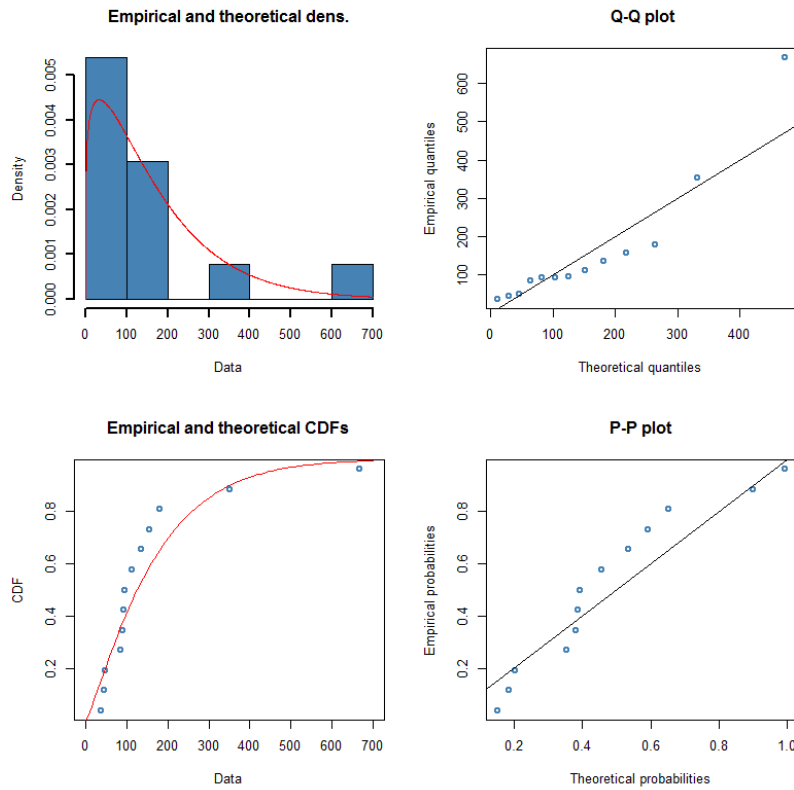


Figure VII.3. Goodness-of-fit plots for Z

the value of P is close to 1 or 0. However, its performance degrades as P gets closer to 0.5. Even in this case though, the performance of the UMVUE is still decent relative to the performances of the other estimators. The closed-form Bayes estimators under conjugate and non-informative priors also perform reasonably well in terms of MSEs for small and large values of P respectively. It is also noted that at each iteration, the closed-form Bayes estimator under conjugate gamma priors and the MCMC method have identical performances within 3 decimal places under the present simulations setup. In fact, the same level of accuracy is achieved with as little as 1000 iterations for each Markov chain. It is clear that results for $P(X > Y)$ cannot easily be extended to $P_n = Pr(X_1 < X_2 < \dots < X_{n-1} < X_n)$ as shown in the present work. Possible future considerations could include expanding the results of the article to not only generalizations of P , but its derivatives as well. Other interesting prospects are the utilization of stochastic random variates or the incorporation of copulas to accommodate the presence of dependence among the random variables.

REFERENCES

- [1] C. T. Nakas and T. A. Alonzo, "Roc graphs for assessing the ability of a diagnostic marker to detect three disease classes with an umbrella ordering," *Biometrics*, vol. 63, no. 2, pp. 603–609, 2007.
- [2] Y. An and Y. Zhao, "Jackknife empirical likelihood for the difference of two volumes under roc surfaces," *Annals of the Institute of Statistical Mathematics*, pp. 1–18, 2017.
- [3] S. Kotz, I. Lumelskii, and M. Pensky, *The Stress-strength Model and Its Generalizations: Theory and Applications*, ser. EBL-Schweitzer. World Scientific, 2003.
- [4] T. Miwa, A. Hayter, and W. Liu, "Calculations of level probabilities for normal random variables with unequal variances with applications to bartholomew's test in unbalanced one- way models," *Computational Statistics & Data Analysis*, vol. 34, no. 1, pp. 17–32, 2000.
- [5] A. Hayter, T. Miwa, and W. Liu, "Calculations of level probabilities in unbalanced one-way models with applications to bartholomew's test," in *Proceedings of the annual meeting of Japanese Society of Computational Statistics 13*. Japanese Society of Computational Statistics, 1999, pp. 106–109.
- [6] R. E. Bechhofer, "A single-sample multiple decision procedure for ranking means of normal populations with known variances," *The annals of Mathematical Statistics*, pp. 16–39, 1954.
- [7] Y. Fochber and P. Marcus, "On partitioning successive increments in means of ratios of variances in a chain of normal populations," *Communications in Statistics-Theory and Methods*, vol. 7, no. 15, pp. 1501–1513, 1978.
- [8] A. Hayter and W. Liu, "A note on the calculation of $pr\{X_1 < X_2 < \dots < X_k\}$," *The American Statistician*, vol. 50, no. 4, pp. 365–365, 1996.
- [9] W. Xiping, "Empirical likelihood with applications," Ph.D. dissertation, National University of Singapore, 2009.
- [10] N. Singh, "On the estimation of $pr(x_1 < y < x_2)$," *Communications in Statistics-Theory and Methods*, vol. 9, no. 15, pp. 1551–1561, 1980.
- [11] V. Ivshin, "On the estimation of the probabilities of a double linear inequality in the case of uniform and two-parameter exponential distributions," *Journal of Mathematical Sciences*, vol. 88, no. 6, pp. 819–827, 1998.
- [12] P. Guangming, W. Xiping, and Z. Wang, "Nonparametric statistical inference for $p(x < y < z)$," *Sankhya A*, vol. 75, no. 1, pp. 118–138, 2013.
- [13] S. Chandra and D. Owen, "On an estimator of the probability $p(x_1 < y, x_2 < y, \dots, x_N < y)$," *South African Statistical Journal*, vol. 11, pp. 149–154, 1977.
- [14] T. Ferguson, *A Course in Large Sample Theory*, ser. Chapman & Hall Texts in Statistical Science Series. Taylor & Francis, 1996.
- [15] M. Nadar and F. Kızılaslan, "Classical and bayesian estimation of $p(x < y)$ using upper record values from kumaraswamy's distribution," *Statistical Papers*, vol. 55, no. 3, pp. 751–783, 2014.
- [16] A. Kohansal, "On estimation of reliability in a multicomponent stress-strength model for a kumaraswamy distribution based on progressively censored sample," *Statistical Papers*, pp. 1–40, 2017.
- [17] B. Saraçoğlu, I. Kinaci, and D. Kundu, "On estimation of $r = p(y < x)$ for exponential distribution under progressive type-ii censoring," *Journal of Statistical Computation and Simulation*, vol. 82, no. 5, pp. 729–744, 2012.
- [18] P. Appell, "Sur les séries hypergéométriques de deux variables et sur des équations différentielles linéaires aux dérivées partielles," *Comptes Rendus*, vol. 90, pp. 296–298, 1880.
- [19] É. Picard, "Sur une extension aux fonctions de deux variables du probleme de riemann relatif aux fonctions hypergéométriques," *Annales scientifiques de l'École Normale Supérieure*, vol. 10, pp. 305–322, 1881.
- [20] T. R. Rasethunsa and M. Nadar, "Stress–strength reliability of a non-identical- component-strengths system based on upper record values from the family of kumaraswamy generalized distributions," *Statistics*, pp. 1–33, 2018.
- [21] I. Gradshteyn and I. Ryzhik, *Table of Integrals, Series, and Products*. Elsevier Science, 2014.
- [22] J. L. López, P. Pagola, and E. Pérez Sinusía, "Asymptotics of the first appell function f 1 with large parameters," *Integral Transforms and Special Functions*, vol. 24, no. 9, pp. 715–733, 2013.
- [23] J. L. López, P. Pagola, and E. P. Sinusía, "Asymptotics of the first appell function f 1 with large parameters ii," *Integral Transforms and Special Functions*, vol. 24, no. 12, pp. 982–999, 2013.
- [24] D. V. Lindley, "Approximate bayesian methods," *Trabajos de estadística y de investigación operativa*, vol. 31, no. 1, pp. 223–245, 1980.

- [25] M.-H. Chen and Q.-M. Shao, "Monte carlo estimation of bayesian credible and hpd intervals," *Journal of Computational and Graphical Statistics*, vol. 8, no. 1, pp. 69–92, 1999.
- [26] A. Hayter, "Recursive integration methodologies with statistical applications," *Journal of statistical planning and inference*, vol. 136, no. 7, pp. 2284–2296, 2006.
- [27] G. Lauricella, "Sulle funzioni ipergeometriche a piu variabili," *Rendiconti del Circolo Matematico di Palermo (1884-1940)*, vol. 7, pp. 111–158, 1893.
- [28] A. Hattori and T. Kimura, "On the euler integral representations of hypergeometric functions in several variables," *Journal of the Mathematical Society of Japan*, vol. 26, no. 1, pp. 1–16, 1974.
- [29] L. Tierney and J. B. Kadane, "Accurate approximations for posterior moments and marginal densities," *Journal of the american statistical association*, vol. 81, no. 393, pp. 82–86, 1986.
- [30] F. Kızılaslan and M. Nadar, "Estimation of reliability in a multicomponent stress–strength model based on a bivariate kumaraswamy distribution," *Statistical Papers*, pp. 1–34, 2016.
- [31] M. Nadar and F. Kızılaslan, "Estimation of reliability in a multicomponent stress-strength model based on a marshall-olkin bivariate weibull distribution," *IEEE Transactions on Reliability*, vol. 65, no. 1, pp. 370–380, 2016.
- [32] MATLAB, *version 7.10.0 (R2010a)*. Natick, Massachusetts: The MathWorks Inc., 2010.
- [33] M. M. Pedersen, O. Ø. Mouritsen, M. R. Hansen, J. G. Andersen, and J. Wenderby, "Comparison of post weld treatment of high strength steel welded joints in medium cycle fatigue," *Welding in the World-Soudage dans le Monde*, vol. 54, no. 7/8, 2010.
- [34] D. Kundu and R. Gupta, "Estimation of $p[y < x]$ for weibull distributions," *IEEE Transactions on Reliability*, vol. 55, no. 2, pp. 270–280, 2006.
- [35] R Development Core Team, *R: A Language and Environment for Statistical Computing*, R Foundation for Statistical Computing, Vienna, Austria, 2008, ISBN 3-900051-07-0. [Online]. Available: <http://www.R-project.org>