

Approach to the cellular automaton interpretation with deep learning

Hyunju Go

School of Electrical and Electronics Engineering,
Chung-Ang University, Republic of Korea
h9555.go@gmail.com

September 1st, 2022

Abstract

In this paper, we will consider the machine learning system that can learn fundamental physics theory based on cellular automaton interpretation (CAI). First, assuming that we can calculate the time-evolved cellular automaton (CA) for any initial CA by knowing the time-evolution law of the given system, we will show that there exists a convolutional neural network (CNN) architecture that can learn the time-evolution law of this system with only the calculated data set for a certain example. Finding a CNN architecture that can learn CA is equivalent to showing that a time-varying time-evolution operator can be represented as a finite composition of time-independent linear functions and ReLU type non-linear functions. As a concrete example, block CA, which is time reversible and expressed as a matrix multiplication that changes with time, will be used as the time-evolution law, and the CNN architecture that can learn this evolution law will be proposed. However, by the universal approximation theorem, even with data of arbitrary quantum systems, if the depth of the network is deep enough, a CNN architecture that can learn actual rules can be found, regardless of the Hamiltonian form, and therefore, the time-evolution law can be consistently expressed as a CNN. Also, since the convolution layer can be expressed in a covariant form if some specific conditions are given, it could be helpful to find a CNN architecture that can learn the evolution law for a data set that includes gravity. Meanwhile, it will be shown that if the activation function of the first and last hidden layer is bypass, the CNN can be trained to include the corresponding part of the probabilistic interpretation in conventional quantum mechanics. Finally, for the CA model in which the dimensional reduction in quantum gravity is first presented, we will discuss the CNN architecture that can find the non-trivial evolution law in a deductive way without the label.

1 Introduction

In recent computer applications, certain important symmetries have been required for conventional CNN to improve performance. To be specific, there has been a study on CNN in non-Euclidean space to effectively process data in non-Euclidean space such as social networks, medical information, brain imaging and computer graphics. For example, training a conventional CNN after projecting the data from the sphere onto a plane fails, but by constructing CNN that is invariant under rotation, it can be trained successfully with this data^{1,2} Furthermore, this concept can be extended to include gauge symmetry and implemented through Icosahedral CNN.³ As the concept of symmetry was introduced into CNN, elements necessary for convolution were mapped to geometric objects, and consequently, convolution could be expressed in covariant form^{4,5} In this expression, the input and output features correspond to the section of the fiber bundle, and the kernel corresponds to the linear map between them.

On the other hand, there have been studies trying to understand quantum field theory and AdS/CFT as deep learning languages. Firstly, since gauge/gravity theory and deep learning can be expressed as a matrix model, the correspondence between them have been considered.⁶ In this work, for restricted Boltzmann machine and cubic learning system, matter fields are mapped to a layer of given deep learning architecture and gauge/gravity fields are mapped to weight matrix. Furthermore, the learning process, which is the time-evolution of weight matrix, can be thought of as a process in which the effective law changes, such as spontaneous symmetry breaking. For AdS/CFT, there is a case of studying the AdS/CFT principle by mapping it to deep learning^{7,8} In this study, the bulk metric function on the black hole horizon can be trained given the data at the boundary of the QFT. The philosophy is that the bulk spacetime can correspond to a deep neural network. These positive signals can be a driving force for studying physics theory using machine learning.

Meanwhile, CAI provides a new perspective to understand quantum mechanics.⁹ In particular, CA is defined above discrete space and time, so it can be studied using advanced computing powers. Moreover, since it is a theory developed so as not to contradict existing quantum mechanics, even if it is not mainstream, research in this direction is necessary. With this background, based on CAI, we will look at the CNN architecture that can learn the evolution law of CA.

In section 2, the conditions that the evolution law should satisfy from the perspective of CAI will be discussed and present a CNN architecture that can learn CA rule that satisfy these conditions. Of course, it will be confirmed that proposed CNN learns rules well. In section 3, we will examine the mathematical significance of this work. Furthermore, we will discuss how the concepts emerging from CAI correspond to the proposed CNN architecture. We will discuss supervised learning with correct answers called labels in this paper, but in the last section we will discuss learning system that can learn deductively in the absence of labels with the CA model for the dimensional reduction in quantum gravity.¹⁰

2 Learning Time-Reversible CA

In this section, we examine the properties that the CA to learn should satisfy and present the CNN architecture that can learn evolution law. In fact, it has already been shown that certain CA rules can be well learned with CNN and accurately predict results.¹¹ However, we want to train a CA with a few more conditions. It is locality and time-reversibility.

According to the CAI,⁹ which will be explored in detail in the next section, there is an ontological basis that maps the quantum system into a classical automaton. In this interpretation, the real world is dissipative deterministic, and quantum mechanics is a mathematical tool to describe it. In addition, the following two characteristics are considered important. First, since information transmission between cells cannot be faster than a specific speed, that is, the speed of light, locality must be satisfied. This is satisfied if the current cell is determined by the neighboring cells in the specified bound and widely known rules such as Conway's game of life satisfy locality. Second, roughly speaking, to be the deterministic model assumed by CAI, it should be time-reversible if we consider info-equivalence classes. That is, the cells in the past should be able to be determined from current cells.

However, since the Conway's game of life used in previous work¹¹ is an irreversible cellular automata, instead, the block CA¹² will be adopted as an example of time-evolution rule to be trained. The well-known block CA rules are as follows.

1. The center of a block at one time step becomes the corner of four blocks at the next time step, and vice versa and the 2x2 block does not affect other blocks.
2. If the number of live cells in a block is exactly two it leaves the block unchanged.
3. If the number of live cells is zero, one, or four, the transition function flips the state of every cell in the block.
4. If the number of live cells is exactly three, the transition flips every state and then rotates the whole block by 180°.

For edge cells after the first rule is applied, it is assumed that cells on opposite sides are grouped together to form a torus model. It is known that it satisfies locality by definition and is time-reversible.

On the other hand, we know that the block CA rule must satisfy linearity to become the time-evolution rule of the quantum system. The fact that the linearity is satisfied can be seen by showing that the block CA rule is expressed as a matrix multiplication as follows. First, if a given $n \times n$ CA is grouped by 2×2 blocks and

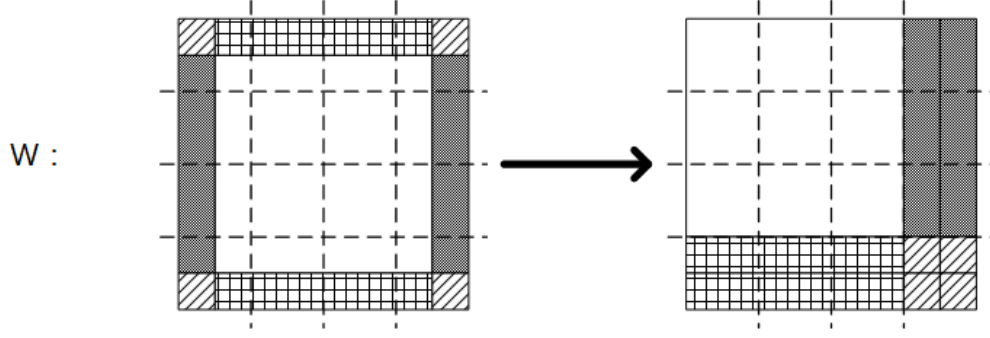


Figure 1: Mapping when moving from odd-numbered to even-numbered step

read in zigzag order, it is expressed as an $n^2 \times 1$ vector as in equation 1.

$$I_{t,m} = \begin{pmatrix} Q_{1,1} & Q_{1,2} & Q_{1,3} & Q_{1,4} & \cdots & Q_{1,n} \\ Q_{2,1} & Q_{2,2} & Q_{2,3} & Q_{2,4} & \cdots & Q_{2,n} \\ Q_{3,1} & Q_{3,2} & Q_{3,3} & Q_{3,4} & \cdots & Q_{3,n} \\ Q_{4,1} & Q_{4,2} & Q_{4,3} & Q_{4,4} & \cdots & Q_{4,n} \\ \vdots & \vdots & \vdots & \vdots & \ddots & \vdots \\ Q_{n,1} & Q_{n,2} & Q_{n,3} & Q_{n,4} & \cdots & Q_{n,n} \end{pmatrix} \rightarrow I_{t,v} = \begin{pmatrix} Q_{1,1} \\ Q_{1,2} \\ Q_{2,1} \\ Q_{2,2} \\ Q_{1,3} \\ \vdots \\ Q_{n,n} \end{pmatrix} \quad (1)$$

Then, the evolution law for each even or odd time steps corresponds to the multiplication with the block diagonal matrix as in equation 2,

$$B_t = \begin{pmatrix} u_1 & & & & \\ & u_2 & & & \\ & & u_3 & & \\ & & & u_4 & \\ & & & & \ddots \end{pmatrix} \quad (2)$$

where each block diagonal element u_i is a 4×4 matrix of various combinations of 0's and 1's according to the input state. The first rule which is transition from odd to even or vice versa time step can be expressed by multiplying the time-independent matrix. Actually, this map will be applied for $I_{t,v}$, but to make it easier to understand visually, let's explain it in its original matrix form. The mapping from odd to even time step will be bijective and therefore invertible if it binds opposite edge cells of a given CA to form torus as shown in the Figure1. Next, the following rules will be applied after grouping the 2x2 block element again from the top right. Note that all matrix multiplication must be performed after converting CA to vector form. Of course, the mapping from even to odd time steps is the inverse of the above mapping. In this way, time-evolution law of block CA satisfies linearity because it is expressed as a matrix multiplication as in equation 3 that changes with time step.

$$I_{t+1,v} = U_H \times I_{t,v} \equiv W^{-1} \times B_{t+0.5} \times W \times B_t \times I_{t,v} \quad (3)$$

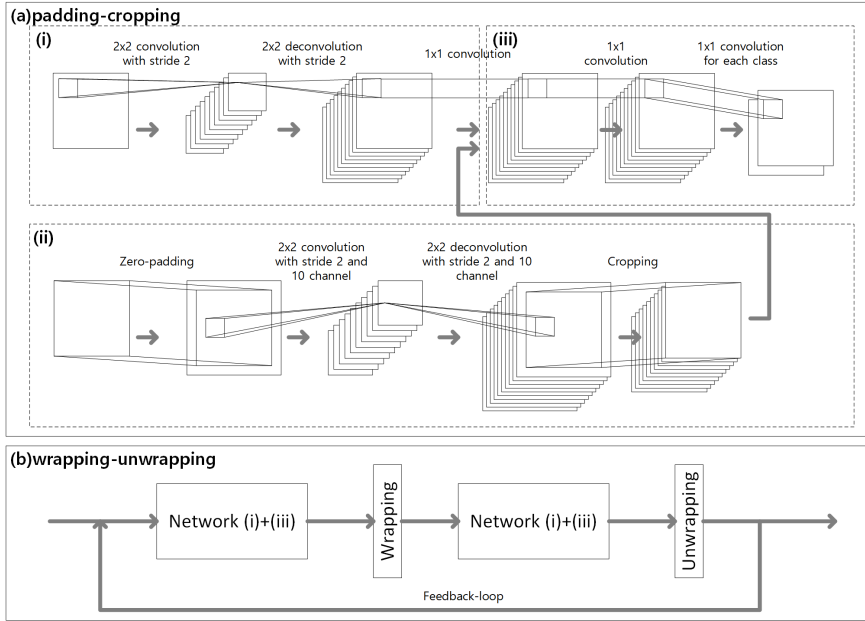


Figure 2: (a) padding-cropping(b) wrapping-unwrapping

where U_H is desired time-evolution operator for block CA, t is current odd-numbered turn and $t+0.5$ is next even-numbered turn. However, in addition to handling edges in this way, there is also a method to apply the first rule after padding zeros to the edges, and then cropping the edges after applying time-evolution law. It is impossible to express this algorithm as a matrix product, but since it is a method frequently used in deep learning, we will look at it together later. Anyway, we select a block CA that satisfies these properties and try to find a CNN architecture that can learn it. As a dataset, random input and output generated according to the rule will be used.

Now, the architecture of CNN for block CA is presented in Figure2. In the Figure2, (a)-(i) is a network to learn rule for odd-numbered turns, and (a)-(ii) is a network to learn rule for even-numbered turns for a block CA. In even-numbered turns, the entire area to be viewed seems to be expanded, so cropping was performed after padding and convolution-deconvolution. Note that in the experiment, only finite-sized CA can be handled, so it is assumed that it is set to zero beyond the boundary of a given CA. In the back-end of the network (a)-(iii), the technique used for segmentation was used. On the other hand, (b) corresponds to the edge processing method for matrix multiplication expression. Wrapping is the process of making a torus form when going from odd to even, and unwrapping is the opposite process.

Here, 2×2 convolution with stride 2 and 2×2 deconvolution with stride 2 are used according to the properties of the rules. Note that since the convolution equation is an integral form and in general, the map is surjective, it is hard to express deconvolution in closed form. Instead, if we have trained the kernel enough during convolution, we can train the input feature map and kernel from the backward di-




Figure 3: Time reversibility of the Block CA

rection with sparsity prior policy^{13,14}. In the real field of deep learning, the algorithm for inverse process of convolution is implemented by so-called transposed convolution¹⁵ as our example. In this point of view, it might be said that the architecture of CNN is dependent on CA rules. This information is used to determine the size of kernel, stride, padding, etc. However, even without any information, the network can be implemented through trial and error. Or it could be implemented through AutoML technique also.

Through padding-cropping or wrapping-unwrapping algorithm, it can be confirmed in Figure3 that our architecture is able to learn the block CA, either forward or backward. Note that from this result, it can be seen that the loss graphs according to the number of epochs in the forward and reverse direction are almost same.

3 Time-Evolution Law as a Neural Network

In this section, we will try to interpret the results in the previous section based on the CAI. In particular, we will talk about the mathematical meaning of the above results and the correspondence model of quantum mechanics and deep learning.

The CA was required to be time reversible. In this case, since two consecutive CA layers were needed to define the rule going to the future or the past, the evolution law for one time step can be split into a two-step procedure. In other words, it is possible to think of a CA in which all even sites and all odd sites are independent of each other. In this case, when we know the rules for even and odd sites, it is known that Hamiltonian can be expressed as an infinite sequence of commutators of these rules using Baker–Campbell–Hausdorff formula.⁹

Even in the case of block CA used in the previous section, the above logics can be applied because it is time-reversible and the evolution rule is divided into two steps. Furthermore, finding a CNN architecture that can learn the time-evolution law for the ontological states is an attempt to find convergent expression of the rule. Mathematically, as in equation 4, it is approximately the same as showing that the time-evolution law for a given Hamiltonian can be expressed as a composition of time-independent linear functions and non-linear functions in the form of ReLU.

$$U_H = W^{-1} \times B_{t+0.5} \times W \times B_t = \sigma_n \circ f_n \cdots \sigma_1 \circ f_1 \quad (4)$$

where f_i 's are convolution layers and σ_i 's are ReLU functions. If the wrapping-

unwrapping algorithm is considered in equation 4, some f_i 's in the middle can be considered as W or W^{-1} . Note that here we use the fact that it is possible to construct Toeplitz matrix for any kernel. Also, since the transposed convolution layer can be thought of as a matrix multiplication after transposing the kernel, we used the fact that the convolution corresponding to a given transposed convolution can always be found. In this way, the U-matrix can be expressed as the product of two networks as $U_H = U_A \times U_B$ form also. If the obtained network is applied infinitely with a feedback loop as in Figure2-(b), it will be equivalent to a network approximating the S-Matrix.

However, the universal approximation theorem guarantees that any continuous function is approximated by a feedforward neural network function^{16,17}. This means that a U-matrix expressed as a matrix exponential or Dyson series for any Hamiltonian form can be represented as a composition of linear functions and ReLU functions without time dependence using CNN architecture.

On the other hand, if given data includes gravity, the evolution law must be covariant, so the corresponding network also should be expressed in covariant form. Fortunately, it is known that convolution layers are suitable for representation in covariant form.⁵ In addition, if the weight sharing condition is imposed, the convolution operation can be expressed uniquely in covariant form. Furthermore, in some cases, if activation is selected well, the entire convolutional network could be covariant.⁴ For example, activation function in the case of G-CNN satisfies covariance when a pointwise function is used for activation, but a special activation function may be required in general cases. Therefore, if we have a data set that includes gravity, when exploring the architecture that learns the evolution law, there is not only a way to deepen the layer or increase the kernel width according to the universal approximation theorem, but there are also ways to impose conditions such as weight sharing or find a special activation function.

Note that we have a way to test a system in the standard model, so if we know how to predict measurement results by calculating ontological states for initial conditions, we can expect to do the same for our results. Therefore, in the previous section, we looked at supervised learning that infers the evolution law using the experimental results as labels. However, as there is no valid experimental method for holographic direction to be discussed later, we will look at the methodology for deducing the evolution law and obtaining the result using only the CA expression of the initial condition and axiom.

One of the main philosophies in the CAI is that it is compatible with existing quantum mechanics. In addition, since quantum mechanics can describe the experimental results well so far, at least one of several possible CNN models must include a concept corresponding to the probabilistic interpretation in conventional quantum mechanics. In this CNN, there must be a transformation of ontological states to template states, and this transformation must satisfy unitarity, so the first hidden layer must be expressed as a convolution layer with bypass activation in CNN architecture. As a result, the output of the first hidden layer corresponds to the template states. Similarly, if the activation of the last hidden layer is bypass,

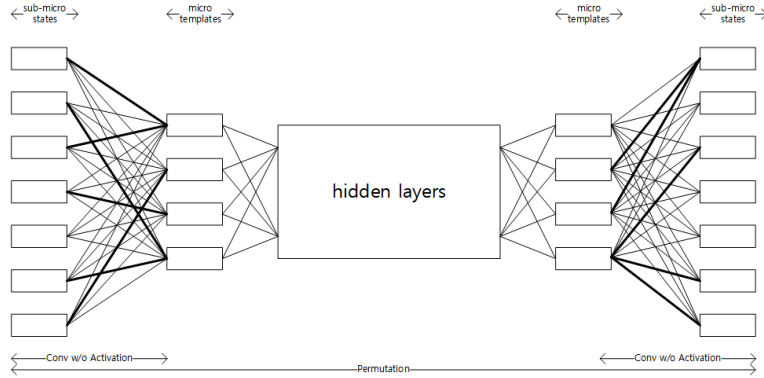


Figure 4: Correspondence between deep learning and CAI

the input of this layer corresponds to the template states also. A special property of these hidden layers comes from the fact that there is a preferred basis in CAI. Thus, we get the correspondence model of the Figure4. The input and output of this network are roughly related to permutation like the Cogwheel model. The probabilistic interpretation of quantum mechanics in the above model is naturally explained by interpreting the first and last hidden layer as superposition of input and output layer which are corresponding to ontological states, respectively. In the Figure4, the thickness of each line represents the magnitude of the probability. However, a CNN architecture without a layer corresponding to template states will be more commonly considered, since the convolution layer with bypass activation is not commonly used in CNN methodology.

4 Dimensional Reduction with CA

CA was used as an example to explain dimensional reduction in quantum gravity.¹⁰ In this example, dimensional reduction requires more constraints than the allowed degrees of freedom for a given system. However, in the proposed 2+1 model to avoid the complexity of the problem, since one line must determine the data of all parts, there is a set of constraints that must be satisfied at the same time. In this case, there is an over-determined problem, so each rule must commute each other. However, in the cube model and the simpler triangular lattice model, only the solutions equivalent to the linear ones modulo p are known. If interactions are considered, there must be a non-trivial solution. In this section, we will discuss designing a network model that can find a non-trivial solution.

What we currently know is the time-evolution law for block CA, the CNN architecture that can learn it and the fact that the rule to find out must commute with the time-evolution law. Accordingly, through the architecture shown in Figure5, let us find a rule to commute with block CA. Here, the same random CA is input to the trained block CA and the unknown network to be trained, respectively. The intermediate CA that has passed through the unknown network goes through the block CA and serves as a label for the entire network. On the other hand, the CA that

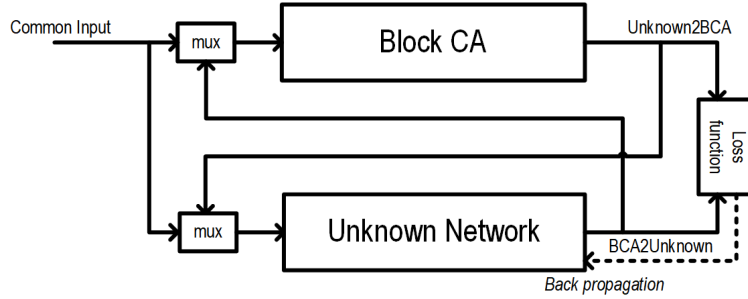


Figure 5: Deep learning architecture to find rules that satisfy commutativity

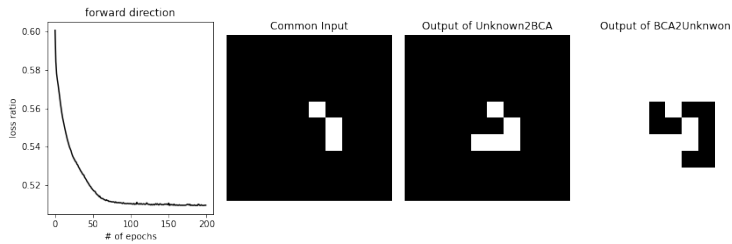


Figure 6: Non-uniqueness of a network that satisfies commutativity

has passed through block CA first becomes the input of the unknown network, and the output is compared with the label. Finally, the difference is back-propagated to update the weight of the unknown network.

However, as a result, the network cannot be trained as shown in Figure6. This is because the solution commute with a given block CA is not unique. This phenomenon can be seen in other cases as well, for example, the reverse of the game of life cannot be trained for the same reason.

Nevertheless, we think that the unique solution could be found by adding several terms considered as a constraint to the holographic-direction evolution function. For example, properties of info-equivalence classes or information loss could be used to design a neural network architecture that learns the holographic-direction rule. By analogy, when we develop a certain physical theory, we think of the axiom first and derive the equation of motion deductively through it. Similarly, in addition to time reversibility, locality, and commutativity, a neural network will also need additional constraints or conditions that can be considered as axioms, and it will learn well only by designing a network that takes these into consideration.

5 Discussion

In the last section, we discuss what can be said if we develop the discussion in the direction of easing the conditions we initially assumed. In this paper, in order to be as conservative as possible about the applicability of deep learning, it is assumed that the Hamiltonian of a given system and the CA evolution rule are all known,

and supervised learning to find the CNN architecture is considered. This allowed us to show that the time-evolution operator for CA can be expressed as a finite composition of functions we are familiar with.

Meanwhile, if the condition is relaxed, a case in which the Hamiltonian of a given system is unknown and only the input and output CA are known can be considered. In other words, as in quantum mechanics, the wave function can be expressed through repeated position measurements for the same initial states without knowledge of Schrödinger equations and Hamiltonian, in the CAI, it is assumed that the beable of the ontological state can be measured through the sufficiently developed measurement method, and based on this result, CA can be represented. In this case, the CNN architecture can be used as a computational method to obtain an unknown rule from the input and output data set.

However, taking it one step further, we can consider a label-free learning system. If the learning process has actual physical meaning, unsupervised learning or reinforcement learning should be considered because the label is an artificial device we created. For example, in the last section, we looked at a kind of generative model that can be classified as unsupervised learning because there is no label. It was explained that the reason for the absence of a label is that there is no suitable experimental method yet, but rather, one may think that unsupervised learning is more appropriate because learning should have a physical meaning. From this point of view, it can be said that the learning process for the time-evolution law of CA should also be studied through unsupervised learning or reinforcement learning rather than supervised learning to have a physical meaning.

References

- [1] T.S. Cohen, M. Welling, *Group Equivariant Convolutional Networks*, Proceedings of the International Conference on Machine Learning (2016)
- [2] T.S. Cohen, M. Geiger, J. Koehler, M. Welling, *Spherical CNNs*, International Conference on Learning Representations (2018)
- [3] T.S. Cohen, M. Weiler, B. Kicanaoglu, M. Welling, *Gauge Equivariant Convolutional Networks and the Icosahedral CNN*, Proceedings of the International Conference on Machine Learning (2019)
- [4] T.S. Cohen, M. Geiger, M. Weiler, *A General Theory of Equivariant CNNs on Homogeneous Spaces*, NeurIPS (2019)
- [5] Miranda C.N. Cheng, Vassilis Anagiannis, Maurice Weiler, Pim de Haan, Taco S. Cohen, Max Welling, *Covariance in Physics and Convolutional Neural Networks*, Theoretical Physics for Deep Learning Workshop @ ICML (2019)
- [6] S. Alexander, W. J. Cunningham, J. Lanier, L. Smolin, S. Stanojevic, M. W. Toomey and D. Wecker, *The Autodidactic Universe*, arXiv:2104.03902 [hep-th] (2021)

- [7] Koji Hashimoto, Sotaro Sugishita, Akinori Tanaka, and Akio Tomiya, *Deep learning and the AdS/CFT correspondence*, Phys. Rev. D, Vol98, 046019, (2018)
- [8] Koji Hashimoto, *AdS/CFT as a deep Boltzmann machine*, Phys. Rev. D, Vol99, 106017, (2019)
- [9] Gerard 't Hooft, *The Cellular Automaton Interpretation of Quantum Mechanics*, arXiv:1405.1548[hep-th]
- [10] Gerard 't Hooft, *Dimensional Reduction in Quantum Gravity*, arXiv:9310026[gr-qc]
- [11] William Gilpin, *Cellular automata as convolutional neural networks*, Phys. Rev. E, Vol100, 032402, (2019)
- [12] Toffoli, Tommaso, Margolus, Norman, *Cellular Automata Machines: A New Environment for Modeling*, MIT Press (1987)
- [13] Matthew D. Zeiler, Dilip Krishnan, Graham W. Taylor, Rob Fergus, *Deconvolutional Networks*, CVPR (2010)
- [14] Matthew D. Zeiler, Graham W. Taylor, Rob Fergus, *Adaptive Deconvolutional Networks for Mid and High Level Feature Learning*, ICCV (2011)
- [15] Matthew D. Zeiler, Rob Fergus, *Visualizing and Understanding Convolutional Networks*, European Conference on Computer Vision (2013)
- [16] Balázs Csanád Csáji, *Approximation with Artificial Neural Networks*, Eötvös Loránd University, Hungary, (2001)
- [17] Kratsios, Anastasis; Bilokopytov, Eugene, *Non-Euclidean Universal Approximation*, Advances in Neural Information Processing Systems 33. Curran Associates, Inc. (2020)