

FLEAM: A Federated Learning Empowered Architecture to Mitigate DDoS in Industrial IoT

Abstract—The distributed denial of service (DDoS) attack is detrimental to the industrial Internet of things (IIoT) as it triggers severe resource starvation on networked objects. Recent dynamics demonstrate that it is a highly profitable business for attackers using botnets. Current centralized mitigation solutions concentrate on detection and mitigation at a victim’s side, paying inadequate attention to hacking costs and the collaboration of defenders. Thus, we propose the federated learning empowered mitigation architecture (FLEAM) to advocate joint defense, incurring a higher hacking expense. FLEAM combines FL and fog computing to reduce mitigation time and improve detection accuracy, enabling defenders to jointly combatting botnets. Our comprehensive evaluations showcase that the attacking expense incurred is 2.5 times higher, the mitigation delay is about 72% lower, and the accuracy is 47% greater on average than classic solutions.

Index Terms—Federated Learning, Fog, DDoS, Cost-effective, Smart System, IIoT

I. INTRODUCTION

THE industrial Internet of things (IIoT) is a game-changer technology for many industries, such as transportation and utilities. It brings a variety of operational intelligence to improve productivity and efficiency while reducing costs and risks. For example, the acoustic detection system (ADS) identifies bearing flaws in passenger cars running along high-speed rail tracks, triggering a service request before they enter a dangerous condition. Quite often, such a smart system¹ incorporates sensors, actuators, and controllers to gather data, store data, process data, thereby performing an autonomous operation in Industry 4.0. Enterprises need to integrate these systems and share data among distributed information silos to maximize the full value of data, as data are the critical assets fuelling the growth of businesses.

Unfortunately, DDoS attacks are classic challenges across the entire value chain. Using the rail example again, road-side units (RSU), in-car components, and data centers can be the target of DDoS attacks. An attacker may overload the system with malicious traffic jams clogging up data centers, suppressing the communication between field devices and servers. As a consequence, the network is not able to transmit critical data timely to related operators, including passengers, drivers, dispatchers, controllers, and maintenance staff members.

Admittedly, defenders advocate machine learning (ML) that has the potential to improve the capacity of distinguishing malicious data from benign ones [1], [2], [3]. The ML relies on growing volumes of data processed (i.e., training data) in an algorithm to improve the efficiency and accuracy of detection. However, there are many challenges to overcome before its

Table I: Reported price of botnet for hire services

Botnet	Bot Types	Population	Rental Price (\$)
Botnet-Canada	Computers	1000	270
Botnet-the U. S.	Computers	1000	180
Botnet-the U. K.	Computers	1000	240
Botnet-France	Computers	1000	200
Boy Webcam	Hacked IIoT device	100	1
Girl Webcam	Hacked IIoT device	100	100
Remote controller	Administration tool	1	40

adoption in IIoT. Initially, many IIoT devices are resource-constrained (CPU, memory, energy, etc.), almost incapable of taking computing-intensive tasks on the device. Also, an IIoT node is usually application-specific, generating a limited quantity and pattern of data locally, which is insufficient for training a stable model. Meanwhile, it is inappropriate to aggregate training data across smart systems due to concrete limitations. More importantly, there is a severe deficiency in the current mitigation model, i.e., centralized individual protection versus distributed joint attacks in IIoT.

Fortunately, the recent technological advancement, such as federated learning (FL) and fog, may have the prospects to solve the problem. The fog computing is a decentralized network paradigm extending cloud computing to things [4]. FL is a distributed ML process where clients jointly train a model coordinated by a server [5]. Each fog node (FN) downloads a training model, retrains it locally, and only uploads model parameters to the server. During the process, FL keeps raw data as it is. Since an attacker attacks a target from distributed bots, the combination of fog and FL has the potential to detect attacking sources in a decentralized manner. Compared to centralized ML, FL ensures lower latency, reduced volume of data transmission, and advanced collaboration, making it an ideal option in this field.

Even though the motivation varies from business competition to blackmail, the DDoS attack is becoming a highly profitable business. DDoS-for-hire services are gaining their market where vendors utilize a large scale of distributed resources, offering a “pay as you go” business model. Table I presents the reported price in this market². Kaspersky estimated that cybercriminals could have 95% above profits from DDoS attacks³. The high profits stimulate numerous crackers to keep on searching for possible vulnerabilities. With this in mind, we explore the FL empowered architecture of mitigation (FLEAM) to enlarge the attacking cost, thus discouraging attackers from launching more attacks. In FLEAM, we extend the front line to the attacker’s side, rather than placing them

²<https://havocscope.com/black-market-prices/hackers/>

³<https://www.infosecurity-magazine.com/news/kaspersky-criminals-profit-ddos/>

¹https://en.wikipedia.org/wiki/Smart_system

tightly around the target as in classic victim-centric solutions. Our contribution is fourfold:

- We revisit DDoS attacks, pinpointing the latest dynamics such as attacking profits and technical advancements. Then, we claim that previous individual mitigation is insufficient against distributed attacks due to high return and inadequate collaboration between defenders.
- We investigate ways to increase the expense of attacking, including collaborative detection and fast mitigation, thus consolidating the IIoT security. In short, we leverage FL and fog to mitigate DDoS accurately and quickly.
- We develop an attacker-centric mitigation architecture (FLEAM) that raises the cracker's cost to about 3.5 times as of the classic victim-centric model. Then, we propose heuristics to validate FLEAM.
- We compare FLEAM with the classic protection model for DDoS mitigation, showcasing the effectiveness and efficiency. In detail, the mitigation delay is about 72% lower, and the accuracy is 47% higher, approximately.

To the best of our knowledge, this is the first work advocating cross-defender collaborations against botnets. The road map of this paper is as follows. Section II studies related work. We investigate the DDoS attack in the IIoT in Section III to put in context our architecture elaborated in Section IV. Section V presents the quantitative assessment, and Section VI provides the experimental evaluation, manifesting various advantages of our architecture. We finally discuss the benefits and limitations of FLEAM and conclude the paper in Section VII.

II. RELATED WORK

In a DDoS attack, crackers manage to overwhelm the target or its surrounding infrastructure with a flood of malicious codes from multiple sources, causing resource starvation and service disruptions temporarily or indefinitely. As shown in Fig. 1, there are four phases for both parties in the attacking and defending process, although an attack comes before mitigation. For attackers, they are *Scanning*, *Bots Installation*, *DDoS Planning*, and *Implementation*. In comparison, they are *Monitoring*, *Detection*, *Analyzing*, and *Filtering* for defenders. Traditionally, centralized mitigation is a passive process in response to limiting malicious packets and recovering benign flows from dispersed sources [6]. Following this thought, defenders focused on making their digital assets more resistant or resilient to DDoS attacks (victim-centric). It seems that this circle of the centralized mitigation and the decentralized attack never ends as long as the Internet lives.

As the focal point of victim-centric DDoS, mitigation solutions have been a hot topic in the digital security research community for many years. The majority of these works concentrated on the technical advancement in mitigation at the victim's side, including packet pattern focused detection and specific deployment of mitigation intelligence. In [7], Hoque *et al.* reviewed DDoS attack causes, recent trends, defense, and attack methods, enumerating a few challenges, including insufficient effectiveness of traffic pattern detection, lack of a generic solution for mitigation, especially to unknown DDoS attacks. The authors also took the initiative in developing a

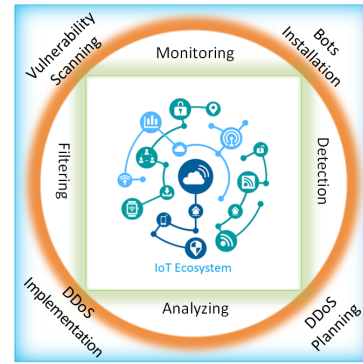


Figure 1: DDoS attack and mitigation stages in IIoT.

traceback mechanism that is cost-effective by reusing information extracted from detection. Osanaiye *et al.* surveyed recent publications on attack and defense systems in [8], presented a change point detection-based mitigation framework. The authors intended to identify the anomaly of packet inter-arrival time statistically at the detection point and classify data flow by inspecting packet header information.

As for attackers, they attempt to hide their attacking activity as much as possible. Ficco *et al.* proposed a scheme to maximize the benefits of stealthy attack patterns of periodic, pulsing, and low-rate flows [9]. The authors pointed out that an efficient DDoS traffic pattern should generate the most malicious load, minimize its visibility, effectively disorder the target system within a specific budget. The longer the mitigation time, the more the resources consumed, and the higher the probability to compromise. Similarly, Du *et al.* showcased how crackers could invalidate protections in [10] by the recognition of honeypots that waste the attacker's resources and time. The authors further analyzed optimal attacking strategies and their interplay with corresponding defending systems during attacks.

ML has its advantages of automation, speed, accuracy, and scalability in analyzing a large volume of traffics. In this regard, Hussain *et al.* developed a deep learning-based detection framework, aiming at performing early-detection of botnets for a cyber-physical system (CPS) in a 5G environment [1]. Also, Abdollah *et al.* applied ML to cyber-attack detection for wireless sensor networks [2], focused on the mitigation of DDoS attacks in the smart grid. Farivar *et al.* investigated artificial intelligence (AI) for detection, estimation, and compensation of malicious attacks for the IIoT in [3]. The authors used the nonlinear control theory to improve the stability and robustness of the CPS. In [11], Liu *et al.* combined blockchain and reinforcement learning to consolidate the security of data sharing in IIoT, tackling DDoS attacks, and improving the efficiency of data communication.

III. PROBLEM FORMULATION

In a classic victim-centric model, a defender places detection and mitigation intelligence tightly around the digital assets. An attacker may use a set of botnets to attack targets of multiple defenders. To protect these targets, each defender

must achieve mitigation individually after the malicious codes are detected. Taking this advantage, an attacker may install bots in one smart system from which to attack external targets, as shown in Fig. 2. It is hard for the local defender to notice such a bot until it hacks local targets. Our goal is to remove such bots as long as it launches attacks via the combination of FL and fog.

A. System Model

Fig. 2 shows our system model, where many systems connect each other via FNs. The fog has the monitoring and policing module (MPM), local analysis module (LAM), and DDoS policy module (DPM) in handling DDoS attacks. Attackers may install or hire bots in smart systems, whereas defenders mitigate malicious traffics targeting their assets. Previously, a defender only weeded out codes causing malicious activities to its property. As a result, attackers can coordinate botnets to attack a specific target without much disturbance of local networks.

The MPM performs the interconnection, monitoring, and anomaly mitigation in data generated by smart systems, according to the policy acquired from the DPM. As the crux of the mitigation system, the DPM has three primary roles: a repository of mitigation policy, a training coordinator, and a repository of a system-specific anomaly detection model. The LAM keeps the responsibility of monitoring the health status of the MPM and responding to queries from the MPM. Besides, the LAM performs local training, coordinated by DPM.

B. Attack Model and Assumptions

1) *Botnets*: The botnet is a set of networked zombies under the uniformed control of a cracker, able to retrieve and carry out instructions for illicit hacking purposes. The essential component of a botnet is a bot that is a lightweight software instance running automatically and autonomously.

2) *Defence Goals*: The first goal is to detect malicious traffics sent from a bot before taking defending countermeasures. We aim at detecting bots at the earliest stage if we cannot prevent infection. The second goal is to protect the availability of critical data stored in servers. The third goal is to avoid network bandwidth from exhaustion.

3) *Offensive Firepower*: Attackers can scan and sweep any object where their codes go through, thus identify weak points that allow them to install bots for further detection and attack. Furthermore, they can hire bot services to attack a target from many places at a time. In a DDoS attack, they intend to cause excessive resource utilization (output) with their codes (input). The offensive firepower (OF) of a bot is:

$$Capability_{bot} = \frac{Code_{output}}{Code_{input}} \gg 1 \quad (1)$$

The larger the ratio is, the higher the OF has, while the OF is inversely proportional to its stealth ability. It is, hence, rational to balance the OF with the detectability in selecting bots. We further assume attacking traffic must go through the fog, just like other benign flows.

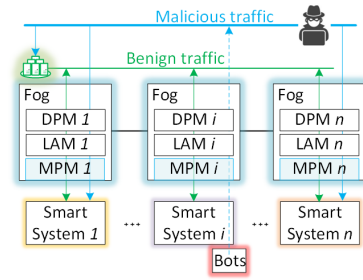


Figure 2: The system model.

4) *Secure Zone*: We assume the FL system is secure that is out of an attacker's reach. It allows us to leverage FL to facilitate collaborative DDoS mitigation among IIoT-enabled smart environments.

C. Resource Allocation and consumption

An IIoT device may have many underlying resources, including CPU, memory, disk, network bandwidth, energy supply unit, software, etc. These resources are critical to keeping an IIoT-based smart system running, as any rapid exhaustion of such a resource could lead to system failure. A smart system allocates enough resources to a job running on an IIoT node so that the system can run smoothly. The unallocated resource gathers in an idle pool for bursty traffic. When an IIoT node is under attack, the MPM sees the heavy usage of some supplies. Depending on the circumstance of service priority and resource provisioning, the smart system may allocate extra supplies from the idle pool to save the situation. When there is nothing to supply, the node will not be able to process new tasks as usual. In other words, the node is finally overloaded and compromised. We define compromise ($Node_{compromised}$) as a Boolean value (1 for compromised, and 0 for not):

$$Node_{compromised} = \begin{cases} 1, & \text{if } I_{ij} = 0 \\ 0, & \text{if } 0 < I_{ij} \leq 1 \quad (i, j \in Z^*) \end{cases} \quad (2)$$

where I_{ij} is the capacity of potential idle resource i available to a node j . It is possible to have redundant nodes for enhanced system robustness. However, the total idle resource is still the determining factor. A typical example is a web server hosted by two virtual machines (VMs), where the webserver robustness is up to the general underlying hardware resource.

IV. THE FLEAM ARCHITECTURE

FLEAM aims to consolidate defense capability through joint detection and mitigation spanning multiple defenders. A defender has the responsibility to protect the internal and external objects, while FLEAM enables the capacity to fulfill such missions over the fog.

A. The FLEAM Architecture Design

As displayed in Fig. 3, FLEAM has four components, including MPM, LAM, DPM, and the FL. The MPM has two submodules, i.e., the monitoring submodule (MS) and

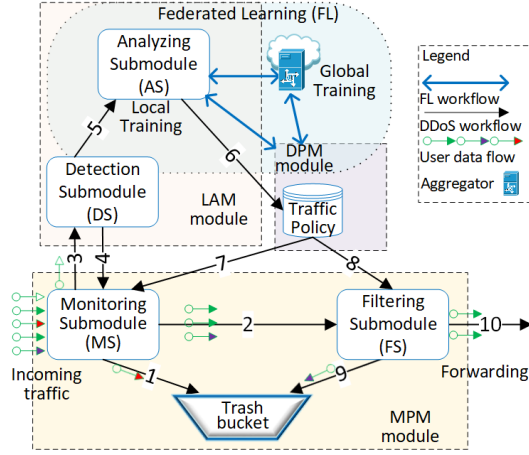


Figure 3: The FLEAM architecture.

the filtering submodule (FS). The LAM contains the detection submodule (DS) and the analyzing submodule (AS). Coordinated by the DPM, the AS performs local training, together with a global training aggregator, to make up the FL system. Besides, the DPM has the traffic policy database (TPD) that is a repository to store system-specific training modules and results.

When a packet is entering into the fog, the MS dumps (flow 1) or sends it (flow 2) to the FS following the local traffic pattern policy [12]. It redirects the packet to the DS (flow 3) when no rule is eligible for the data. The DS uses real-time data analytics to classify DDoS traffic [13], responding to the MS (flow 4). Meanwhile, it reports to the AS of the suspicious data flow and its current response (flow 5). The AS uses our training model to make a decision, updating the policy (flow 6). Then, the TPD stores the rules and dispatches to the MS (flow 7) as well as the FS (flow 8). Finally, the FS drops (flow 9) or forwards (flow 10) the traffic according to the access control and routing logic. The access control logic is a set of principles in light of applications and service-level agreements (SLAs). At last, the trash bucket crashes everything received.

The DS can make a provisional decision to judge malicious or benign, but it cannot change the policy. The policy is the training result of our GRU model elaborated in Section IV.B.

B. The FL Design in FLEAM

As shown in Fig. 3, the FL system has three components: AS (worker), DPM (coordinator), and Aggregator (server).

1) *System-specific Anomaly Detection*: FLEAM measures the communication patterns of a smart system to judge if a packet is consistent with the regular samples of the system. Let us define a series of packets $Packet_{srs}$ as:

$$Packet_{srs} = (Pkt_1, \dots, Pkt_i, \dots, Pkt_n) \quad (i, n \in Z^*) \quad (3)$$

Using features listed in Table II to profile these packets, we get a system profile

$$System_{prof} = \begin{pmatrix} f_1^1 & f_2^1 & \dots & f_9^1 \\ f_1^2 & f_2^2 & \dots & f_9^2 \\ \vdots & \vdots & \ddots & \vdots \\ f_1^n & f_2^n & \dots & f_9^n \end{pmatrix} = \begin{pmatrix} s_1 \\ s_2 \\ \vdots \\ s_n \end{pmatrix}$$

Table II: Flow features proposed FLEAM

ID	Feature	Value
f_1	Application	The system coding of an IIoT node
f_2	Enterprise policy	The business policy imposed in a system
f_3	Direction	Inbound or outbound
f_4	Destination IP and port	IP and port number of destination
f_5	Source IP	IP of the originator
f_6	Upper layer protocol	Encapsulated protocol ID
f_7	Packet length	Packet length index
f_8	Inter-arrival time	Flow arrival time
f_9	Service-level agreement	Fog platform service index

where each row denotes a packet symbol s_i . Next, we compute occurrence probability (OP) $Prob_i$ for each s_i , using our detection training module based on the gated recurrent unit (GRU) [14]. Compared to other recurrent neural networks (RNNs), GRU achieves higher accuracy in smaller and less-frequent datasets.

$$Prob_i = P(s_i | < s_{i-l}, s_{i-l+1}, \dots, s_{i-1} >) \quad (i > l \in Z^*) \quad (4)$$

where $Prob_i$ is the estimated probability of s_i for packet Pkt_i ; l is the length of preceding packets and also a property of the GRU model. As a smart system is usually application-specific, the inbound and outbound benign data often follow a particular pattern. The model builds a baseline Δ of OP as the detection threshold before the emergence of malicious traffic.

$$\Delta = \{\delta_1, \dots, \delta_i, \dots, \delta_n\} \quad (i, n \in Z^*) \quad (5)$$

Conversely, malicious code does not follow the system-specific pattern, triggering a smaller value of OP. Let us assume packet Pkt_j is susceptible. If $Prob_j$ meets

$$Prob_j < \delta_j \in \Delta \quad (j \in Z^*) \quad (6)$$

it considers the packet is anomalous. If AS receives tw number of packets in a time window TW , it determines that the flow is an anomaly when the fraction of atypical data in TW meets:

$$\begin{cases} TW = (Pkt_1, \dots, Pkt_j, \dots, Pkt_{tw}) \\ \frac{s_j | Prob_j < \Delta}{tw} > \Gamma \quad (j \subset tw \in Z^*) \end{cases} \quad (7)$$

where Γ is the anomaly triggering threshold.

2) *Training Process*: AS requests a system-specific training model from the DPM or the cloud server if unavailable locally. Then, it starts the local training on user data redirected from MPM. Our model on AS calculates an OP and establishes the corresponding thresholds. The result, together with the training model, are saved in DPM. At this instant, the LAM generates the pattern policy from the training result. The DPM updates the model that is ready for new requests. After this, the DPM reports system parameters to the server.

At the server side, it aggregates such updates for improvement with:

$$\begin{cases} G_{mdl} = \sum_{i=1}^n W_i \frac{s_i}{s} \\ s = \sum_{i=1}^n s_i \\ \sum_{i=1}^n W_i = 1 \quad (i, n \in Z^*) \end{cases} \quad (8)$$

where W_i is the model weight of the i^{th} client of a total number of n AS; s_i is the associated number of data samples. Note the local model may not find an egress packet that

contains malicious code targeting another system. under this circumstance, the server updates the parameters and the training model and then broadcasts to the relevant stakeholders. As a result, defenders weed out the malicious code from its source.

3) *The FL Implementation*: The AS and DPM run on FNs, while the aggregator sits in the cloud. We adopt the *iterative model averaging (IMA)*-based approach developed in [15] to train our model. Each AS retrains its GRU model locally until reaching a stable state. After that, AS reports updates to DPM and the aggregator.

C. The Attacker-centric Mitigation

In this section, we study the condition and strategy for mitigation.

1) *Necessary Condition*: An IIoT system is composed of various objects such as user endpoints, smart objects, networking nodes, servers, and communication links. We define the attackable object as A_k :

$$A = \{A_1, A_2, \dots, A_k, \dots\} \quad (A \notin \emptyset, k \in Z^*) \quad (9)$$

Although it is possible to attack a node causing resource starvation brutally and randomly, attackers often conduct considerable detection for valuable vulnerabilities, carefully select the target(s) from A , and systemically plan and implement attacks. The goal is to minimize the overall $Cost_{attack}$ and maximize the return of an attack $Value_{attack}$. The necessary condition for a DDoS attack is the $Profit_{attack}$:

$$Profit_{attack} = Value_{attack} - Cost_{attack} \quad (10)$$

The attack cost encompasses finance, time, botnet expense, and more. Despite the rental fee $Cost_{rental}$ collected in Table I, they need to pay bot setup fee $Cost_{setup}$ for botnet expense

$$Cost_{bots} = Cost_{rental} + Cost_{setup} \quad (11)$$

Typically, the minimum number is one hundred pieces per rental. As studied in Equation 10, the DDoS attack is cost-sensitive. When $Value_{attack} < Cost_{attack}$, they will quit the attack actively. The cracker's return ($Value_{attack}$) is the reward an attacker gets for a successful attack, which is an empirical value. As such, $Cost_{attack}$ is the most critical factor for both attackers and defenders. During the combat between the two, the winning party will be the one that instigates the other party to commit more resources.

Attackers spend a considerable sum of time and money to install, test, and plan their botnets before clustering attacks, while mitigation often starts after an attack. The mitigation time ($Time_{mtg}$) in response to the bot traffic is critical to handle DDoS attacks for defenders, which is also a key factor of $Cost_{attack}$. Another factor is the population of bots (Num_{bot}) hired in an attack. In this regard, the reduced mitigation time will, in turn, result in a significant surge of $Cost_{attack}$.

$$Cost_{attack} = \frac{1}{Kill_{pwr}} \frac{Num_{bot}}{Time_{mtg}} \quad (12)$$

where $Cost_{attack}$ is the comparative cost; $Kill_{pwr}$ is the OF constant. Note the specific value of Num_{bot} is up to the

capacity of idle resource I_{ij} . The correlation obeys the Lotka-Volterra Law:

$$\begin{cases} \frac{dI_{ij}}{dt} &= \alpha I_{ij} - \beta I_{ij} Num_{bot} \quad (i, j \in Z^*) \\ \frac{dNum_{bot}}{dt} &= \gamma I_{ij} Num_{bot} - \delta Num_{bot} \end{cases} \quad (13)$$

where $\frac{dI_{ij}}{dt}$ and $\frac{dNum_{bot}}{dt}$ represent the instantaneous growth of the two populations, t is time, $\alpha, \beta, \gamma, \delta$ are positive constants describing the interaction of the killing power of both parties.

In summary, the most critical input to enlarge hacking cost is the mitigation time during a DDoS process.

2) *Node Selection*: FNs play a critical role in mitigation and detection according to their position in a network. In an attacker-centric model, we evaluate the importance of a node and place the above mitigation modules on it in line with the degree of importance. We use three strategies in this evaluation, i.e., degree centrality (S_d), betweenness centrality (S_b), and closeness centrality (S_c). Let us define nodes in the network as N :

$$N = \{N_1, N_2, \dots, N_i, \dots\} \quad (i \in Z^*) \quad (14)$$

The S_d sorts out importance as per the number of immediate links facilitated by each FN. According to Freeman's general formula,

$$S_d = \frac{\sum_{i=1}^g [S_d(n^*) - S_d(i)]}{(n-1)(n-2)} \quad (i, n \in Z^*, n > 2) \quad (15)$$

where $S_d(n^*)$ is the highest degree in the fog, n is the number of FNs. The equation calculates how different the degree is between the largest degree.

The $S_b(i)$ evaluates the fraction of shortest paths going through an FN N_i :

$$S_b(i) = \sum_{j < k} \frac{N_{jk}(i)}{N_{jk}} \quad (i, j, k \in Z^*) \quad (16)$$

where N_{jk} is the number of shortest paths between FNs N_j and N_k , $N_{jk}(i)$ is the times that node N_i is on.

The $S_c(i)$ measures each node (N_i) in conformity with the average shortest distance to others in the network:

$$S_c(i) = \frac{1}{\sum_{j=1}^n d(i, j)} \quad (i, j, n \in Z^*) \quad (17)$$

where n is the number of FNs, and $d(i, j)$ is the shortest distance between nodes N_i and N_j .

To sum up, FLEAM is an attacker-centric architecture in that we leverage FL and fog to conduct the integration of detection and mitigation intelligence. As FLEAM makes it possible to weed out malicious data from the source, it has supreme performance in handling DDoS attacks. Next, we witness such benefits with comparison to classic victim-centric solutions.

V. QUANTITATIVE EVALUATION

In this section, we present our evaluation of attacking cost and DDoS response time. Assume that there are three categories of bots generating various patterns of malicious traffics (m_i) targeting resource I_{ij} . Bots of Pattern-1 have the

Table III: Various mitigation time for different bot flows

Bot Flows	Victim-centric (ms)	Attacker-centric (ms)	Interval (ms)
1	1900	600	5
2	2800	800	10
3	4400	1200	15

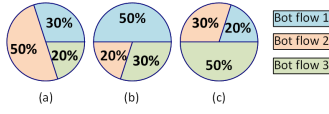


Figure 4: Combined bot flow patterns, (a): Pattern-1, (b): Pattern-2, (c): Pattern-3.

least OF and the best invisibility while bots of Pattern-2 are with medium OF and invisibility. Bots of Pattern-3 are of the highest OF and least invisibility. Attackers play tricks during attacks to mimic benign traffic by combining various traffic patterns. It takes the time t_i for an IIoT system to mitigate each m_i . Therefore, the total mitigation time $Time_{mtg}$:

$$Time_{mtg} = \sum_{i=0}^n t_i m_i \quad (i, n \in Z^*) \quad (18)$$

Next, we use a Monte Carlo tool to simulate the DDoS attack and mitigation to compare the previous victim-centric model with FLEAM. There are three patterns of combined bot traffics, as pictured in Fig. 4. Bots burst malicious traffic at a stochastic interval of 5ms, 10ms, and 15ms. The defender spends 7ms on monitoring each flow and performs analyses and mitigation when required. In this evaluation, we adopt the packet processing time presented in Table III [4].

Fig. 5 illustrates the average mitigation time for increasing bot flows. The system response time generally grows as the scale of attacks grows. However, FLEAM drops the delay to about 28% of which in the previous model. Taking Pattern-1 as an example, the mitigation delay is more than 1715.91 seconds on processing 1000 bot flows in the victim-centric model (Fig. 5 (a)), while it is about 483.74 seconds in the attacker-centric model (Fig. 5 (b)). In other words, the average bot survival time is 1.72 and 0.48 seconds, respectively.

We further investigated the cost of attackers based on the 1000-bot botnets in various countries. If the cracker only attacks one target, we use Equation 12 to figure out per 1000-bot expense, as listed in Table IV. Taking Botnet-Canada as an example, this cost is about 0.157 dollars per second in the previous model, while it is 0.558 dollars per second in FLEAM. The hourly expense per bot is 0.566 dollars previously, and it is 2.009 dollars in FLEAM (3.55 times).

Overall, it is critical to defenders for a system that can mitigate malicious traffics as fast as possible. This evaluation showcases that FLEAM has a quicker response to mitigation, contributing to fewer resource consumption incurred by malicious traffics and more resources available for benign data. Standing on an attacker's position, it requires more bots to trigger the same amount of resource consumption. At the same time, FLEAM increases the hourly cost per bot, significantly reducing attacking profit. In consequence, it discourages attackers from further attacking, thus improving the defending capacity.

Table IV: The attacking cost comparison

Botnets	Victim-centric (\$/sec)	Attacker-centric (\$/sec)	Victim-centric Hourly Cost (\$/bot)	Attacker-centric Hourly Cost (\$/bot)
Botnet-Canada	0.157351	0.558148	0.566463	2.009334
Botnet-the U.K.	0.139867	0.496132	0.503523	1.786075
Botnet-France	0.116556	0.413443	0.419602	1.488396
Botnet-the U.S.	0.104901	0.372099	0.377642	1.339556

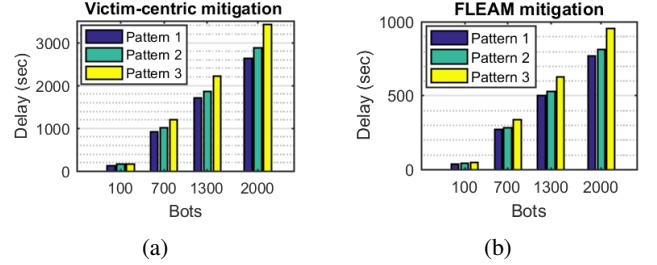


Figure 5: Mitigation time for various botnets, (a): Victim-centric model, (b) FLEAM.

VI. EXPERIMENTAL EVALUATION

In this section, we showcase the DDoS attack, attacker-centric mitigation, and detection accuracy.

A. The Settings

We use OPNET Modeler [16] to conduct the mitigation process to compare the attacker-centric FLEAM with the previous victim-centric model. A fog network is a subnet composed of an Ethernet workstation (benign traffic), a 100BaseT Switched LAN (bot traffic), a firewall, and a router. This fog network links up to a cloud that includes one IP cloud, one firewall, one application server, and one reflector. We employ file transfer protocol (FTP) traffics as benign data, and hypertext transfer protocol (HTTP) flows as malicious data. There are three OP settings of bot traffics, namely, Light, Medium, and Heavy.

The experiment has six scenarios encompassing baseline, light, medium, heavy, attacker-centric protection, and victim-centric protection. The first four scenarios allow us to observe a myriad of attacking processes. We found that the average CPU utilization rate of the server is about 20%, 45%, 85%, and 98% in these cases, as shown in Fig. 6 (a). Besides, Fig. 6 (b) displays the concurrent active TCP connections, representing the OF of botnets. Additionally, Fig. 6 (c) demonstrates the uploading delay, and Fig. 6 (d) illustrates the downloading delay settings in our testbed. Then, we select the unprotected scenario (heavy) as the new starting point to further investigate the mitigation process. The three cases are: unprotected, FLEAM (attacker-centric), and classic (victim-centric) in the mitigation study. The fog firewall replicates FLEAM mitigation while the cloud firewall reproduces classic protection, respectively.

B. The Result

We collect the download response time, upload response time, server response time, uplink queuing delay, bandwidth utilization, and uplink throughput to study the mitigation

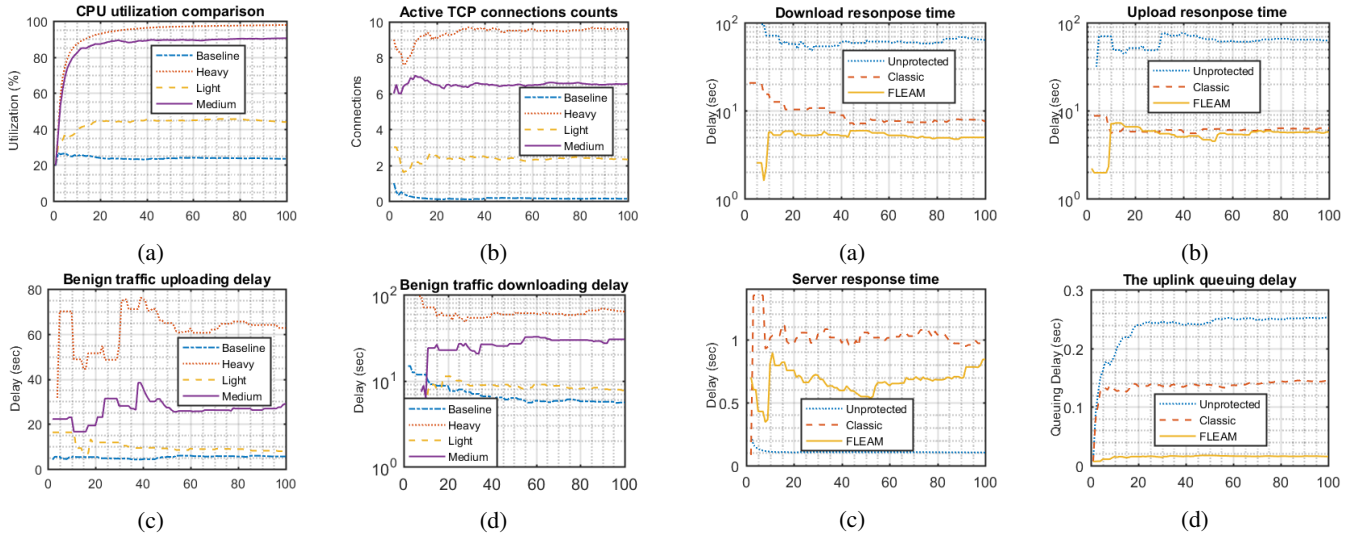


Figure 6: The platform benchmarks in various scenarios.

process. Fig. 7 (a) shows the download response time in the three scenarios. The average benign traffic delay varies between 50 and 100 seconds without protection. In the classic case, it drops to the range of 6 to 10 seconds. However, FLEAM can cut the benign traffic delay on a scale of 0.7 to 5 seconds. As displayed in Fig. 7 (b), both protection modes can cut down the upload response time under 9 seconds, although FLEAM performs slightly better. On top of this, we measure the server TCP delay for the response time evaluation. Interestingly, the server response time is about 0.1 second in the unprotected mode, whereas it is 0.3 to 1.3 seconds in protection, as revealed in Fig. 7 (c). The reason is that the mitigation mechanism increases the delay, but it is acceptable as the uplink queuing delay drops.

Fig. 7 (d) indicates the uplink queuing delay for benign traffics. When the server is busy, the client has to cache outbound data for a longer time due to the TCP mechanism. The value is about 0.25 seconds in the unprotected scenario in this experiment. The client drops lots of packets due to excessive transmission delay, and the QoE is extremely poor. With the mitigation of malicious traffic, benign traffic starts to recover. At this instant, the corresponding uplink queuing delay drops to 0.14 and 0.01 seconds in the classic model and FLEAM model, respectively. Fig. 7 (e) signifies the uploading bandwidth utilization when benign traffic is waiting in the queue. It is worth noting that FLEAM makes more sense, as it prevents malicious traffic from reaching the target. To further witness the bandwidth saving, Fig. 7 (f) gives the proof of the throughput of the bearing channel, which carries about 310, 275, and 260 packets per second in the unprotected, classic, and FLEAM settings, respectively.

Next, we evaluate the accuracy in terms of the passing rate of benign data (TP) and the blocking rate of malicious codes (TN) [17]. Lack of effective collaboration, previous solutions could not detect malicious code targeting other defenders. In comparison, our FLEAM has the capacity thanks to the combination of FL and Fog. Now, we conduct attacker-centric

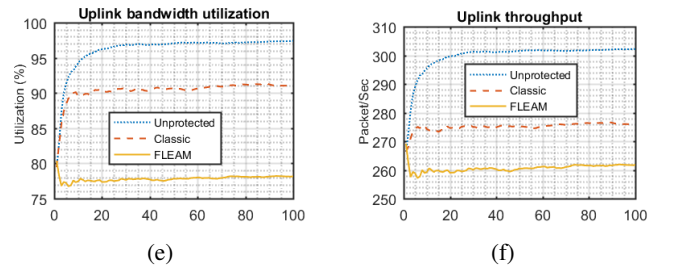


Figure 7: The experimental evaluation result.

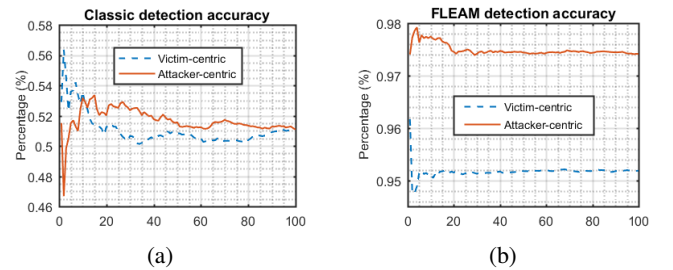


Figure 8: The platform benchmarks in various scenarios.

and victim-centric solution on classic and FLEAM platforms, respectively. We capture the numbers of packets sent, dropped, and received on bots, clients, firewalls, and servers to compute the two ratios. The system accuracy is the average of the two:

$$Accuracy = \frac{TP + TN}{2} \quad (19)$$

Fig. 8 illustrates the accuracy in various settings. Fig. 8 (a) shows that the classic (non-FL) accuracy is about 51% in the victim-centric model compared with 52% in the attacker-centric model approximately. In contrast, Fig. 8(b) demonstrates FLEAM (FL-empowered) accuracy. Generally, FL achieves greater detection accuracy than classic approaches. In more detail, It achieves about 95% accuracy in the victim-centric model and 98% accuracy in the attacker-centric model, respectively.

In summary, our architecture handles DDoS threats accurately and quickly, incurring a higher attacking cost that potentially prevents profit-driven and cost-sensitive attacks.

VII. DISCUSSIONS AND CONCLUSION

A. Discussion

As summarized in Table V, FLEAM has various advantages compared with previous solutions. In those solutions, attackers attack a target actively from numerous bots distributed in many networks, while defenders passively place their defending line around their assets. Also, attackers take advantage of decentralized strategy for enhanced invisibility, jointly attacking a focal point, while defenders handicap themselves with little collaboration. Such embarrassment enables attackers to compromise wanted targets at low cost, especially in the IIoT ecosystem, propelling the scale of related attacks increasingly. FLEAM effectively addresses the issue, thereof outshining classic solutions.

It is worth noting that we leverage FL and fog to identify bots and weed out malicious codes more accurately and quickly. The practical benefits depend on the actual distribution of botnets and the number of defenders. However, a stable detection model harvested via FL can contribute to greater accuracy in previous mitigation solutions as well. As depicted in Fig. 8 (a), the detection accuracy is about 51%. In sharp contrast, FL improves the accuracy of detection up to approximately 95% in a victim-centric approach, as shown in Fig. 8 (b). To put it differently, defenders could gain significant benefits through horizontal collaborations on anomaly detection.

Overall, FLEAM helps defenders to recognize malicious codes earlier than previous solutions through joint detection of distributed defenders. FL contributes to the improvement of detection intelligence with limited parameter exchange. Defenders can locate an attacking source immediately after the bot attacks any target. Soon, botnets resources will become more and more expensive, and profit-driven attackers will have to stop launching DDoS attacks from botnets. To this end, FLEAM provides a novel solution for DDoS mitigation, making the Internet more secure and robust.

B. Conclusion

The DDoS game never ends as the Internet lives. In this case, we have investigated the approach to discourage DDoS attacks by increasing their attacking cost. Accordingly, we have developed federated learning empowered and attacker-centric architecture (FLEAM) composed of monitoring, detection, analysis, and filtering module. The analysis module performs local training coupled with the global training to generate collaborative detection intelligence and actionable insights at the proximity of attackers. FLEAM embraces recent technological advancements such as federated learning, fog, and cloud in handling a large volume of DDoS attacks.

To validate FLEAM, we have explored resource allocation, attack, mitigation, and cost evaluation systemically. The quantitative assessment showcases that FLEAM excels in handling DDoS threats from distributed botnets. We have further conducted an experimental evaluation to verify our claims. The result demonstrates that FLEAM outshines the classic victim-centric architecture, securing an IIoT system in all aspects. Although we concentrated on DDoS attacks in this

Table V: Characteristics of DDoS solutions

Characteristics	FLEAM	Classic
Detection Factor	Policy and packet patterns	Packet patterns only
Defense Line	Closer to attacking source	Around the victim
Solution Focus	Technology and attack cost	Technology only
Intelligence Placement	Decentralized, attacker-centric	Centralized, victim-centric
Mitigation Method	Collaborative and active	Passive
Overall Performance	More accurate, faster	Less accurate, slow

paper, FLEAM is generic, applicable to all profit-driven, cost-sensitive attacks. In the future, we are going to investigate the concrete implementation of the proposed architecture.

REFERENCES

- [1] B. Hussain, Q. Du, B. Sun, and Z. Han, "Deep learning-based ddos-attack detection for cyber-physical system over 5g network," *IEEE Transactions on Industrial Informatics*, pp. 1–1, 2020.
- [2] K. Abdollah, W. Su, and T. Jin, "A machine learning based cyber attack detection model for wireless sensor networks in microgrids," *IEEE Transactions on Industrial Informatics*, pp. 1–1, 2020.
- [3] F. Farivar, M. S. Haghghi, A. Jolfaei, and M. Alazab, "Artificial intelligence for detection, estimation, and compensation of malicious attacks in nonlinear cyber-physical systems and industrial iot," *IEEE Transactions on Industrial Informatics*, vol. 16, no. 4, pp. 2716–2725, 2020.
- [4] J. Li, J. Jin, D. Yuan, M. Palaniswami, and K. Moessner, "Ehopes: Data-centered fog platform for smart living," in *2015 International Telecommunication Networks and Applications Conference (ITNAC)*, 2015, pp. 308–313.
- [5] L. Lyu, H. Yu, and Q. Yang, "Threats to federated learning: A survey," *arXiv preprint arXiv:2003.02133*, 2020.
- [6] Y. Zhou, G. Cheng, S. Jiang, Y. Zhao, and Z. Chen, "Cost-effective moving target defense against ddos attacks using trilateral game and multi-objective markov decision processes," *Computers & Security*, vol. 97, p. 101976, 2020.
- [7] N. Hoque, D. K. Bhattacharyya, and J. K. Kalita, "Botnet in ddos attacks: Trends and challenges," *IEEE Communications Surveys Tutorials*, vol. 17, no. 4, pp. 2242–2270, 2015.
- [8] O. Osanaiye, K. Choo, and M. Dlodlo, "Distributed denial of service (ddos) resilience in cloud: Review and conceptual cloud ddos mitigation framework," *Journal of Network and Computer Applications*, vol. 67, pp. 147–165, 2016.
- [9] M. Ficco and M. Rak, "Stealthy denial of service strategy in cloud computing," *IEEE Transactions on Cloud Computing*, vol. 3, no. 1, pp. 80–94, 2015.
- [10] M. Du and K. Wang, "An sdn-enabled pseudo-honeypot strategy for distributed denial of service attacks in industrial internet of things," *IEEE Transactions on Industrial Informatics*, vol. 16, no. 1, pp. 648–657, 2020.
- [11] C. H. Liu, Q. Lin, and S. Wen, "Blockchain-enabled data collection and sharing for industrial iot with deep reinforcement learning," *IEEE Transactions on Industrial Informatics*, vol. 15, no. 6, pp. 3516–3526, 2019.
- [12] B. Jia, Y. Ma, X. Huang, Z. Lin, and Y. Sun, "A novel real-time ddos attack detection mechanism based on mdra algorithm in big data," *Mathematical Problems in Engineering*, vol. 2016, 2016.
- [13] R. Priyadarshini and R. Barik, "A deep learning based intelligent framework to mitigate ddos attack in fog environment," *Journal of King Saud University - Computer and Information Sciences*, 2019.
- [14] J. Chung, C. Gulchre, K. Cho, and Y. Bengio, "Empirical evaluation of gated recurrent neural networks on sequence modeling," *arXiv preprint arXiv:1412.3555*, 2014.
- [15] B. McMahan, E. Moore, D. Ramage, S. Hampson, and B. A. y Arcas, "Communication-efficient learning of deep networks from decentralized data," in *Artificial Intelligence and Statistics*. PMLR, 2017, pp. 1273–1282.
- [16] Z. Lu and H. Yang, *Unlocking the power of OPNET modeler*. Cambridge University Press, 2012.
- [17] A. Alsirhani, S. Sampalli, and P. Bodorik, "Ddos detection system: utilizing gradient boosting algorithm and apache spark," in *2018 IEEE Canadian Conference on Electrical & Computer Engineering (CCECE)*. IEEE, 2018, pp. 1–6.