

# Semantic Communications for Speech Signals

Zhenzi Weng, Zhijin Qin

Queen Mary University of London, London, UK  
Email: {zhenzi.weng, z.qin}@qmul.ac.uk

Geoffrey Ye Li

Imperial College London, London, UK  
Email: geoffrey.li@imperial.ac.uk

**Abstract**—We consider a semantic communication system for speech signals, named SCS. Motivated by the breakthroughs in deep learning, we explore the speech semantic to recover semantic meaning of the speech at the receiver, which aims to minimize the speech semantic error rather than the bit-error rate or symbol-error rate in traditional communications. Particularly, based on the attention mechanism squeeze-and-excitation (SE) networks, we design the transceiver as an end-to-end (E2E) system, which extracts and learns the essential speech information. Furthermore, in order to facilitate the E2E speech semantic communication system to work well on various practical communication scenarios, we find a model yielding good performance when coping with various channel environments without retraining process. The simulation results demonstrate that our proposed SCS is more robust to channel variations and outperforms traditional communication systems, especially in the low signal-to-noise (SNR) regime.

**Index Terms**—Deep learning, end-to-end communication, semantic communication, speech transmission, squeeze-and-excitation networks.

## I. INTRODUCTION

Intelligent communication systems has been investigated recently to break though the bottlenecks of traditional communication systems [1]. Due to the success of deep learning (DL) in various areas, such as computer vision and natural language processing (NLP), DL has been considered as one promising candidate to revolutionize communication systems with high performance and intelligence [2]. Particularly, DL has shown its great potentials to solve the existing technical problems in physical layer communications [3]–[5] and wireless resource allocations [6], [7].

Even if the communication systems utilizing DL technique yield better performance than traditional approaches for some scenarios and conditions, most of the approaches focus on the performance at bit or symbol level, which usually takes bit-error rate (BER) or symbol-error rate (SER) as the performance metrics. For traditional communication systems and most current DL enabled systems, the major task is to recover the information accurately and effectively, denoted as digital bits, which has experienced a significant development from the first generation (1G) to the fifth generation (5G) and system capacity is approaching Shannon limit. Based on Shannon and Weaver [8], communication problems can be categorized into three levels as follow: i) *level A*: how accurately the symbols can be transmitted? ii) *level B*: how to precisely convey the meaning of information by the transmitted symbols? iii) *level C*: how effectively does the semantic information exchanged in a desired way? This indicates the feasibility to

transmit the semantic information in a communication system instead of the bit or symbol in the traditional approach.

Semantic information, in contrast to conventional mathematical theory, takes into account the meaning and veracity of source information because it can be both informative and factual [9], which facilitates semantic communication systems to recover information via further utilizing the meaning difference between the transmitted and received signals [10]. According to the recent investigation, semantic data can be compressed using a lossless method then the semantic data size can be reduced during transmission, based on the theory in [11]. In addition, inspired by the E2E communication system [12], semantic communication system has been investigated for different types of source information [13]–[17].

Particularly, a transformer enabled text semantic communication system has been proposed by utilizing sentence information [13] and its extension for the distributed semantic communication system for cost-sensitive IoT devices has been investigated [14]. For the imaged-based semantic communication systems, a joint source and channel coding system has been developed [15] and a further source-channel coding model has been proposed to map the feature vectors into channel inputs to simplify and accelerate the encoding processing [16]. Moreover, a DL enabled joint image transmission-recognition system for the IoT devices has been investigated in [17]. However, since the complexity of speech signal, including frequency, tone, etc., the speech semantic information is still not investigated.

In this article, we intend to explore the speech semantic communication system enabled by DL technique. Particularly, a DL-based E2E speech semantic communication system (SCS) is proposed to address the existing challenges in traditional communication systems, e.g., the block-wise system has been demonstrated to be sub-optimal, and conventional linear signal processing algorithm is unable to capture many imperfections and non-linearities in the practical channel. The main contributions of this article can be summarized as threefold:

- A novel speech semantic communication system, named SCS, is first proposed by merging the whole traditional transceiver as a trainable DNN and speech coding and channel coding are jointly designed to deal with source distortion and channel effects.
- Based on the attention mechanism squeeze-and-excitation (SE) networks [18], which improves to extract and learn essential speech semantic information, such as the speech

signals with high values, and recover it at the receiver with high priority.

- The proposed system model is trained to cope with channel variations, e.g., Rayleigh channels and Rician channels. According to the simulation results, SCS outperforms traditional communication systems for all adopted channels and is more robust at the low SNR regime.

The rest of this article is structured as follows. Section II introduces the model of speech semantic communication system and performance metrics. In Section III, the details of the proposed SCS is presented. Simulation results are discussed in Section IV and Section V draws conclusions.

## II. SYSTEM MODEL

In this section, we have a brief introduction about the tasks of the considered system model. Besides, the details of the system model and the performance metrics are presented.

### A. System Expectation

The adopted system is targeting to recover the raw speech signal via a neural network (NN)-based speech semantic communication system, as shown in Fig. 1, which comprises two major tasks: i) semantic information extraction and learning of the original speech signal. Due to the variation of speech characteristics, feature learning is a quite challenging problem; ii) mitigating the effects of wireless transmission channel. For a practical communication scenario, the signal passing through the physical channel suffers distortion and attenuation. Therefore, the considered DL enabled system should recover the speech signal and achieve better performance while coping with complicated channel distortions.

### B. Transmitter

The proposed system is shown in Fig. 1. From the figure, the transmitter takes input as a raw speech sequence, represented as a sample vector  $\mathbf{m} = [m_1, m_2, \dots, m_L]$  with length  $L$ , where  $m_l$  is denoted as  $l$ -th component in  $\mathbf{m}$  and could be positive, negative, or zero. The input,  $\mathbf{m}$ , is mapped into a signal sequence  $\mathbf{x}$  to be transmitted over physical channels, where  $\mathbf{x} = [x_1, x_2, \dots, x_n]$  with each element being a complex symbol. As shown in Fig. 1, the auto-encoder enabled transmitter consists of two individual components, named as a speech encoder and a channel encoder, in which each component is implemented by an independent NN module. Denote the NN parameters of the speech encoder and the channel encoder as  $\alpha$  and  $\beta$ , respectively. Then the encoded symbol sequence,  $\mathbf{x}$ , can be expressed as

$$\mathbf{x} = \mathbf{T}_\beta^C(\mathbf{T}_\alpha^S(\mathbf{m})), \quad (1)$$

where  $\mathbf{T}_\alpha^S(\cdot)$  and  $\mathbf{T}_\beta^C(\cdot)$  indicate the speech encoder and the channel encoder with respect to parameters  $\alpha$  and  $\beta$ , respectively. Here we denote  $\theta_T = (\alpha, \beta)$ .

The mapped symbols,  $\mathbf{x}$ , are transmitted over a physical channel. Note that the normalization on transmitted symbols  $\mathbf{x}$  is required to ensure the total transmission power constraint  $\mathbb{E} \|\mathbf{x}\|^2 = E_x$ , typically,  $E_x = 1$ .

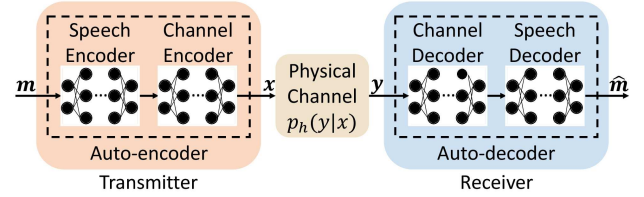


Fig. 1: The model structure of DL enabled speech semantic communication system.

The whole transceiver in Fig. 1 is designed for single communication link, in which the channel layer, represented by  $p_h(y|x)$ , takes the encoded vector,  $\mathbf{x}$ , as input and produces the output as received signal  $\mathbf{y}$ . Denote the channel coefficient as  $\mathbf{h}$ , then the transmission process from the transmitter to the receiver can be modeled as

$$\mathbf{y} = \mathbf{h} * \mathbf{x} + \mathbf{w}, \quad (2)$$

where  $\mathbf{w} \sim \mathcal{CN}(0, \sigma^2 \mathbf{I})$  indicates independent and identically distributed (i.i.d.) Gaussian noise,  $\sigma^2$  is noise variance for each channel and  $\mathbf{I}$  is the identity matrix.

### C. Receiver

Similar to the transmitter, the receiver comprises two cascaded parts, the channel decoder and the speech decoder. The channel decoder is designed to mitigate the channel distortion and attenuation and the speech decoder is exploited to recover speech information based on the extracted and learned speech semantic features, such as tone, cascaded signals dependencies. Denote the NN parameters of the channel decoder and the speech decoder as  $\gamma$  and  $\delta$ , respectively. As depicted in Fig. 1, the decoded signal,  $\hat{\mathbf{m}}$ , can be expressed as

$$\hat{\mathbf{m}} = \mathbf{R}_\delta^S(\mathbf{R}_\gamma^C(\mathbf{y})), \quad (3)$$

where  $\mathbf{R}_\gamma^C(\cdot)$  and  $\mathbf{R}_\delta^S(\cdot)$  indicate channel decoder and speech decoder with respect to parameters  $\gamma$  and  $\delta$ , respectively. We denote  $\theta_R = (\gamma, \delta)$ , as parameter set at the receiver.

The objective of the whole transceiver system is to recover the speech information as close as to the original. In traditional communication systems, the performance is achieved at the bit level to target a low BER/SER. However, in our proposed system, the bit-to-symbol transformation is not involved. Thus, for the sake of forming a powerful loss function, we treat the speech recovery process after going through the whole transceiver as a signal reconstruction task by exploiting the characteristics of speech signal, then mean-squared error (MSE) can be used as the loss function in our system to measure the difference between  $\mathbf{m}$  and  $\hat{\mathbf{m}}$ , which can be denoted as

$$\mathcal{L}_{MSE}(\theta_T, \theta_R) = \frac{1}{L} \sum_{l=1}^L (m_l - \hat{m}_l)^2. \quad (4)$$

#### D. Performance Metrics

In our model, the system is committed to reconstruct the raw speech signal. Hence, the signal to distortion ration (SDR) [19] is employed to measure the  $\mathcal{L}_2$  error between  $\mathbf{m}$  and  $\widehat{\mathbf{m}}$ , which can be expressed as

$$SDR = 10 \log_{10} \left( \frac{\|\mathbf{m}\|^2}{\|\mathbf{m} - \widehat{\mathbf{m}}\|^2} \right). \quad (5)$$

The higher SDR represents the speech information is recovered with better quality, i.e., easier to understand. According to (4), MSE loss reflects the goodness of SDR. The lower the MSE, the higher the SDR.

Perceptual evaluation of speech distortion (PESQ) [20] is considered as another metric to measure the quality of listening at the receiver, which assumes the short memory in human perception. PESQ is a speech quality assessment model combining the perceptual speech quality measure (PSQM) and perceptual analysis measurement system (PAMS), which is in International Telecommunication Union (ITU-T) recommendation P.862. PESQ is a good candidate for evaluating the quality of speech messages under various conditions, e.g., background noise, analog filtering, and variable delay, by scoring the speech quality range from -0.5 to 4.5.

### III. PROPOSED E2E SEMANTIC COMMUNICATION SYSTEMS FOR SPEECH SIGNALS

In this work, a convolutional neural network (CNN)-based structure is adopted to construct the considered E2E speech semantic communication system, named as SCS. Specifically, a 2-D CNN is used to implement channel encoder/decoder and an attention-based network is comprised to enable speech encoder/decoder. The details will be introduced in this section.

#### A. Model Description

As shown as Fig. 2, the raw input speech signal of the proposed system is drawn the speech set  $\mathcal{S}$ . Since the original speech data is typically speech samples with random size, which runs counter to the limitation of consistent data size of training network, thus, the speech samples is framed into fixed suitable size for training before passing through an attention-based encoder to extract the speech features to transmit. The channel encoder is denoted as a CNN layer and a reshape layer is to convert signal into the transmitted symbol. To design a highly robust model with respect to various channel environments, the channel layer is modeled as Additive White Gaussian Noise (AWGN) channels, Rayleigh channels, and Rician channels. At the receiver, the channel decoder is modeled as a CNN layer to convert the reshaped data into trained speech semantic information and an attention-based decoder is employed to output signal corresponding to the framed data of the transmitter. Finally, a deframing processing is executed to recover source speech information. The loss is calculated at the end of the receiver and backpropagates to the transmitter, thus, the trainable parameters in the whole system can be updated at the same time.

#### B. Speech Encoder and Decoder

The core of the proposed SCS is the NN-integrated speech encoder and decoder, which is constructed based on a SE-ResNet, as shown in Fig. 3, where the SE layer is considered as an independent unit and one or multiple SE-ResNet modules can be sequentially connected.

The motivation of attention mechanism is to focus and learn extra essential information and assign it with a high priority for weight updating and adjusting during training phase. In this work, we focus on learning the speech semantic information, such as the stressed speech signals. Particularly, for SE networks, a *squeeze* operation is first implemented to aggregate the 2-D spatial dimension of each input feature, then an operation, named *excitation*, intends to learn and output the attention factor of each feature by capturing the inter-dependencies. Accordingly, the weights of input speech semantics are reassigned, i.e., the weights corresponding to important speech information should be paid more attention. Additionally, residual network is adopted to alleviate the problem of gradient vanishing due to the network depth.

#### C. Model Training and Testing

Based on the prior knowledge of channel transfer function, the transmitter and receiver parameters  $\theta_T$  and  $\theta_R$  can be updated, simultaneously. As aforementioned, the objective of the proposed SCS is to train a model to capture the essential information in speech signal and make it to work well under various channels and a wide SNR regime.

1) *Training Stage*: Based on Fig. 2, the pseudocode of the proposed model is described in Algorithm 1. A minibatch of speech information,  $\overline{\mathbf{m}} \in \mathcal{R}^{B \times L}$ , is first drawn from speech set  $\mathcal{S}$ , where  $B$  indicates the batch size and  $L$  is the length of the raw input speech signals. In order to obtain trainable data size, a framing operation is executed to convert  $\overline{\mathbf{m}}$  into  $\mathbf{m} \in \mathcal{R}^{B \times F \times L}$ , where  $F$  represents the number of frames and  $L$  represents the frame length. Consequently, framed speech signal  $\mathbf{m}$  is fed into attention-based encoder to learn and extract the speech semantic information and the output is represented as  $\mathbf{b} \in \mathcal{R}^{B \times F \times L \times D}$ . Then, a CNN layer, function as the channel encoder, takes inputs  $\mathbf{b}$  and produces  $\mathbf{x} \in \mathcal{R}^{B \times F \times 2N}$ , which is strengthened to cope with the effects of the physical channels. Finally, a reshape layer is implemented before transmitting  $\mathbf{x}$  over physical transmission medium. After passing through the physical channel, the received signal  $\mathbf{y}$  is reshaped into the size as  $\mathbf{y} \in \mathcal{R}^{B \times F \times 2N}$ . In order to mitigate the distortion and attenuation by channels, as well as to recover the framed speech signal, a CNN layer and attention-based decoder are successively implemented to obtain the recovered signal,  $\widehat{\mathbf{m}} \in \mathcal{R}^{B \times F \times L}$ , which is converted into the speech signal via a deframing operation. Based on the recovered speech signal,  $\widehat{\mathbf{m}}$ , and original speech signal  $\mathbf{m}$ , the MSE loss  $\mathcal{L}_{MSE}(\theta_T, \theta_R)$  is computed according to (4) and backpropagates to optimize the transmitter and receiver parameters  $\theta_T$  and  $\theta_R$ .

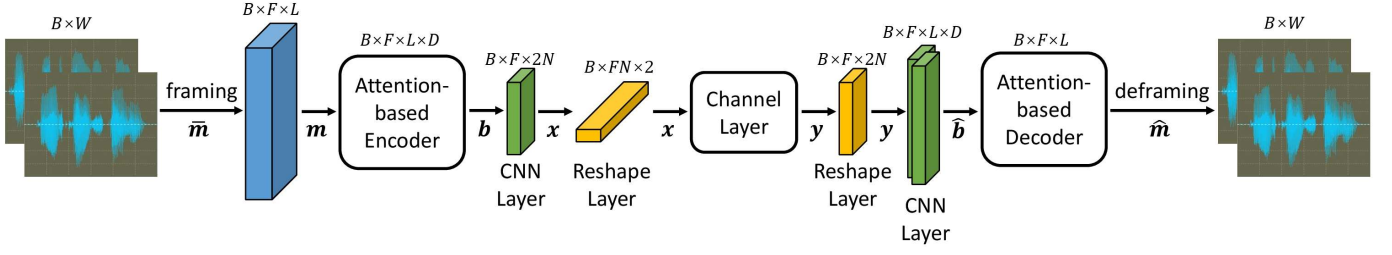


Fig. 2: The proposed system architecture for the speech semantic communication system.

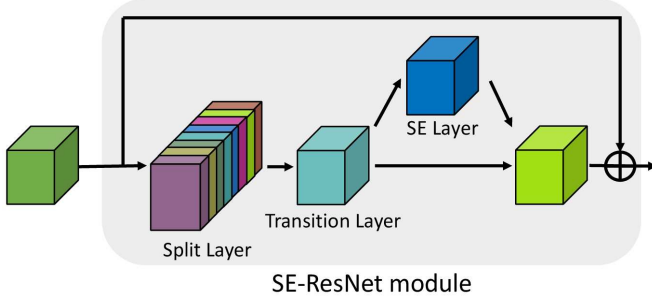


Fig. 3: The proposed encoder and decoder based on SE-ResNet.

2) *Testing Stage*: During the training stage, the channel environment is considered as a fixed fading condition, e.g., Rayleigh fading, and the SNR is denoted as a fixed value, e.g., 8 dB, which dedicates to obtain a model with high robustness to flexible channel conditions by utilizing it to achieve good performance when testing under all adopted channel conditions. Denote the testing channel set as  $\mathcal{H}$ , including AWGN channels, Rayleigh channels, and Rician channels. Based on the trained networks  $\mathbf{T}_\alpha^S(\cdot)$ ,  $\mathbf{T}_\beta^C(\cdot)$ ,  $\mathbf{R}_\gamma^C(\cdot)$ , and  $\mathbf{R}_\delta^S(\cdot)$ , then the testing algorithm of the proposed SCS is illustrated in Algorithm 2.

As shown in Algorithm 2, the trained model under a fixed channel condition is employed to test the performance under various channel fadings directly without retraining. Note that transfer learning can be adopted as a promising technique to yield efficient retraining task when coping with dynamic environment [13], however, in this work, we intent to facilitate the model with strong adaptation to all adopted channels.

#### IV. EXPERIMENTS AND NUMERICAL RESULTS

In this section, we compare to the performance between the proposed SCS and the traditional communication systems for speech signal transmission under AWGN channels, Rayleigh channels, and Rician channels, where the perfect channel estimation is assumed.

##### A. Speech Dataset and Traditional Model

In the whole experiment, we adopt the speech dataset from Edinburgh DataShare, which comprises more than 10000 .wav files trainset and 800 .wav files testset with 16KHz sampling rate. In terms of speech transmission in traditional

---

##### Algorithm 1 Proposed speech semantic communication system training algorithm

---

**Initialization**: initialize parameters  $\theta_T^{(0)}$  and  $\theta_R^{(0)}$ ;  $i = 0$ .

- 1: **Input**: Speech signals  $\bar{m}$  from speech set  $\mathcal{S}$ .
- 2: Framing raw speech signals  $\bar{m}$  into trainable size  $m$ .
- 3: **while** Stop criterion is not meet **do**
- 4:  $\mathbf{T}_\beta^C(\mathbf{T}_\alpha^S(m)) \rightarrow x$ .
- 5: Transmit  $x$  over physical channel.
- 6:  $\mathbf{R}_\delta^S(\mathbf{R}_\gamma^C(y)) \rightarrow \hat{m}$ .
- 7: Compute  $\mathcal{L}_{MSE}(\theta_T, \theta_R)$  via (4).
- 8: Update trainable parameters simultaneously via SGD:

$$\begin{aligned}\theta_T^{(i+1)} &\leftarrow \theta_T^{(i)} - \eta \nabla_{\theta_T^{(i)}} \mathcal{L}_{MSE}(\theta_T, \theta_R), \\ \theta_R^{(i+1)} &\leftarrow \theta_R^{(i)} - \eta \nabla_{\theta_R^{(i)}} \mathcal{L}_{MSE}(\theta_T, \theta_R).\end{aligned}\quad (6)$$

9:  $i \leftarrow i + 1$ .

10: **end while**

11: **Output**: Trained networks  $\mathbf{T}_\alpha^S(\cdot)$ ,  $\mathbf{T}_\beta^C(\cdot)$ ,  $\mathbf{R}_\gamma^C(\cdot)$ , and  $\mathbf{R}_\delta^S(\cdot)$ .

---



---

##### Algorithm 2 Proposed speech semantic communication system testing algorithm

---

**Initialization**: Load the trained networks  $\mathbf{T}_\alpha^S(\cdot)$ ,  $\mathbf{T}_\beta^C(\cdot)$ ,  $\mathbf{R}_\gamma^C(\cdot)$ , and  $\mathbf{R}_\delta^S(\cdot)$  for testing.

- 1: **Input**: Speech signals  $\bar{m}$  from speech set  $\mathcal{S}$ ; testing channel set  $\mathcal{H}$ ; trained networks  $\mathbf{T}_\alpha^S(\cdot)$ ,  $\mathbf{T}_\beta^C(\cdot)$ ,  $\mathbf{R}_\gamma^C(\cdot)$ , and  $\mathbf{R}_\delta^S(\cdot)$ .
- 2: Framing raw speech signals  $\bar{m}$  into trainable size  $m$ .
- 3: **for** each channel condition  $h$  drawn from  $\mathcal{H}$  **do**
- 4:  $\mathbf{T}_\beta^C(\mathbf{T}_\alpha^S(m)) \rightarrow x$ .
- 5: Transmit  $x$  over physical channel  $h$ .
- 6:  $\mathbf{R}_\delta^S(\mathbf{R}_\gamma^C(y)) \rightarrow \hat{m}$ .
- 7: Deframing speech signals  $\hat{m}$  into speech sequence.

8: **end for**

9: **Output**: Recovered speech sequence under channel  $h$  drawn from the channel set  $\mathcal{H}$ .

---

communication systems, the sampling rate is 8KHz, thus, the speech samples are down-sampled to 8KHz, also for each batch size, the length of the raw input signal,  $\bar{m}$ , is fixed as  $W = 16,384$ , and the number of frames  $F = 128$ , frame length  $L = 128$ .

Furthermore, according to ITU-T G.711 standard, 64 kb/s pulse code modulation (PCM) is recommended for speech source coding to achieve high quality speech signal transmission with  $2^8 = 256$  quantization levels [21]. For channel coding, turbo codes with soft output Viterbi algorithm (SOVA) is considered as the promising technique to improve the performance of error detection and correction at the receiver [22], in which the coding rate is 1/3 and block length is 512. Moreover, to make the transmitted symbols in the traditional systems and the proposed systems same as that in SCS, 64-QAM is used in the tradition approaches for the modulation.

### B. A Robust Model Experiment

The NN network setting of DL enabled E2E speech semantic communication system is shown as Table I.

TABLE I: Simulation Parameters of The Proposed SCS.

Parameters	module	Units
<b>Transmitter</b>	3×SE-ResNet modules	32, 32, 32
<b>(Auto-encoder)</b>	CNN layer	8
<b>Receiver</b>	CNN layer	8
<b>(Auto-decoder)</b>	4×SE-ResNet modules	32, 32, 32, 1
<b>Learning Rate</b>	None	0.001

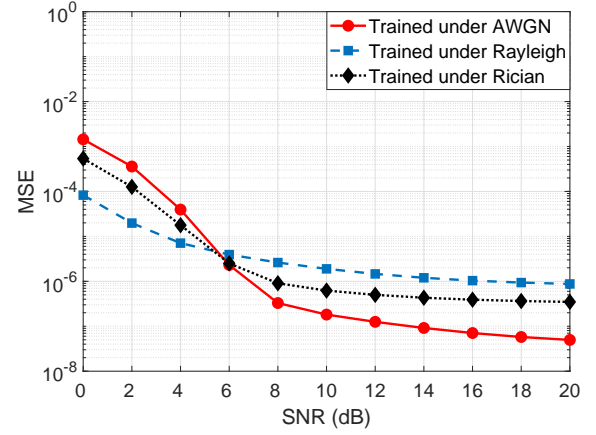
As shown in Fig. 4a, in terms of MSE loss testing under the AWGN channels, the system model SCS trained under the AWGN channels outperforms the model trained under the Rayleigh channels and the Rician channels when SNRs are greater than around 6 dB, while has higher MSE values in the low SNR regime. Besides, according to Fig. 4b, the SCS model trained under the AWGN channels has quite poor MSE loss when testing for Rayleigh channels. Furthermore, Fig. 4c shows the model trained under the three adopted channels types can achieve reliable MSE loss when testing under the Rician channels. Therefore, the proposed SCS trained under the Rician channels is considered as a strong robust model to copy with various channel environments.

### C. Simulations Results

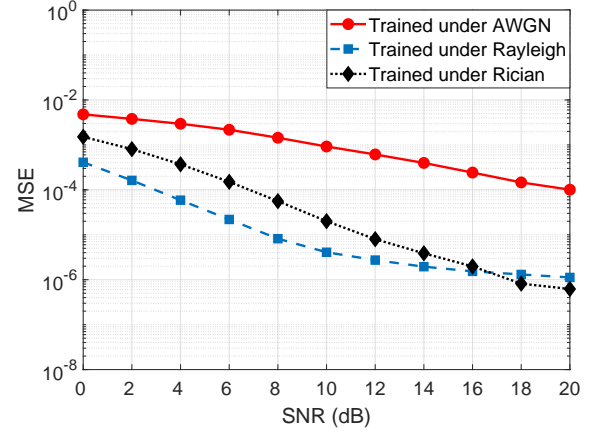
Fig. 5 tests the SDR performance between the traditional communication systems and the proposed SCS under AWGN channels, Rayleigh channels, and Rician channels, which shows that SCS achieves better SDR than the traditional one under the Rayleigh channels and the Rician channels, as well as the AWGN channels. Moreover, SCS performs steadily when coping with different channels and SNRs, while for the traditional model, its performance is quite poor under dynamic channel conditions, especially in the low SNR regime, the proposed system significantly outperforms the traditional systems under all tested channel conditions.

The PESQ score comparison is in Fig. 6. From the figure, the proposed SCS can provide high quality speech recovery and outperforms the traditional approaches under various fading channels and SNRs. Moreover, similar to the results of SDR, SCS obtains good PESQ when coping with channel variations while the traditional one provides poor scores under

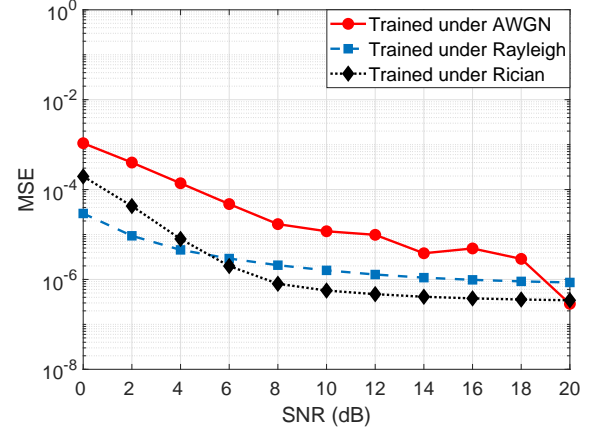
the low SNR regime. Based on the simulated results, the proposed SCS is able to yield better speech transmission service in complicated communication scenarios than traditional systems, especially in the low SNR regime.



(a) Testing under AWGN channels



(b) Testing under Rayleigh channels



(c) Testing under Rician channels

Fig. 4: MSE loss for various testing channels based on different trained models; (a) testing under AWGN channels; (b) testing under Rayleigh channels; (c) testing under Rician channels.



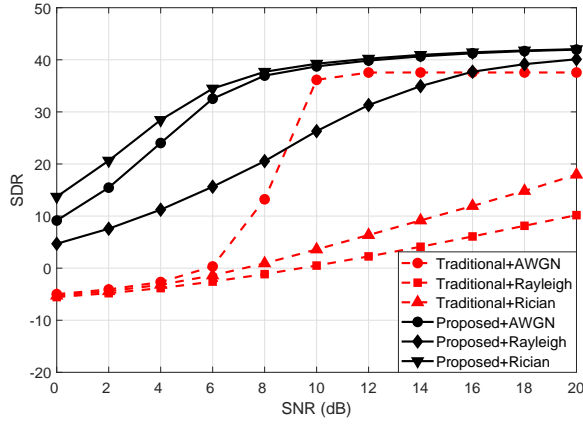


Fig. 5: SDR score versus SNR for traditional speech communication system with 8-bits A-law PCM coding with Turbo codes in 64-QAM and SCS under AWGN channels, Rayleigh channels, and Rician channels.

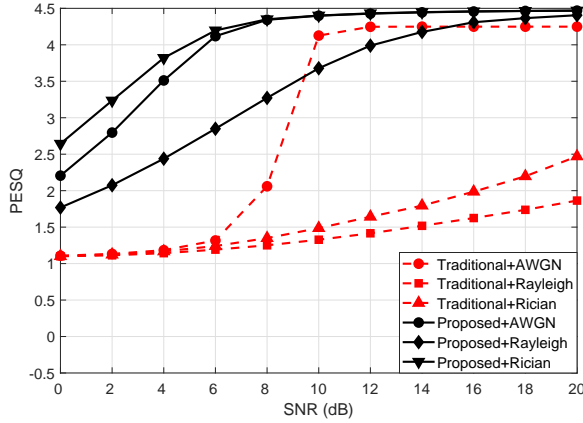


Fig. 6: PESQ score versus SNR for traditional speech communication system with 8-bits A-law PCM coding with Turbo codes in 64-QAM and SCS under AWGN channels, Rayleigh channels, and Rician channels.

## V. CONCLUSION

In this article, we investigate a DL enabled speech semantic communication systems, which efficiently addresses the existing challenges of the traditional approaches when coping with complicated physical channels, e.g., low SNR regime. Particularly, we jointly design the speech encoder and the channel encoder by learning and extracting the essential speech information, as well as mitigating the channel distortion and attenuation for various communication scenarios. Particularly, an attention mechanism, SE networks, is utilized to improve the speech recovery accuracy. Moreover, in order to enhance the proposed system to work well on various physical channels, a model with strong robustness to channel variations is investigated. According to the simulation results, it has been well demonstrated that SCS outperforms the traditional speech communication systems, especially in the low SNR regime. Hence, it is strongly confident to draw the conclusion

that the proposed SCS is a promising candidate for semantic communication systems for speech transmission.

## REFERENCES

- [1] Z. Qin, H. Ye, G. Y. Li, and B.-H. F. Juang, "Deep learning in physical layer communications," *IEEE Wireless Commun.*, vol. 26, no. 2, pp. 93–99, Apr. 2019.
- [2] Z. Qin, G. Y. Li, and H. Ye, "Federated Learning and Wireless Communications," <https://arxiv.org/abs/2005.05265>, May. 2020.
- [3] T. Gruber, S. Cammerer, J. Hoydis, and S. T. Brink, "On deep learning-based channel decoding," in *Proc. IEEE 51st Annu. Conf. Inf. Sci. Syst. (CISS)*, Baltimore, MD, USA, Mar. 2017, pp. 1–6.
- [4] H. Ye, G. Y. Li, and B.-H. F. Juang, "Power of deep learning for channel estimation and signal detection in OFDM systems," *IEEE Wireless Commun. Lett.*, vol. 7, no. 1, pp. 114–117, Feb. 2018.
- [5] N. Samuel, T. Diskin, and A. Wiesel, "Deep MIMO detection," in *proc. IEEE Int. Workshop Signal Process. Adv. Wireless Commun.*, Sapporo, Japan, Dec. 2017, pp. 690–694.
- [6] H. Sun, X. Chen, Q. Shi, M. Hong, X. Fu, and N. D. Sidiropoulos, "Learning to Optimize: Training Deep Neural Networks for Interference Management," *IEEE Trans. Signal Process.*, vol. 66, no. 20, pp. 5438–5453, Oct. 2018.
- [7] L. Liang, H. Ye, G. Yu, and G. Y. Li, "Deep-learning-based wireless resource allocation with application to vehicular networks," *Proc. IEEE*, vol. 108, no. 2, pp. 341–356, Feb. 2020.
- [8] C. E. Shannon and W. Weaver, *The Mathematical Theory of Communications*. The University of Illinois Press, 1949.
- [9] R. Carnap and Y. Bar-Hillel, *An Outline of A Theory of Semantic Information*. RLE Technical Reports 247, Research Laboratory of Electronics, Massachusetts Institute of Technology, Cambridge MA, Oct. 1952.
- [10] J. Bao, P. Basu, M. Dean, C. Partridge, A. Swami, W. Leland, and J. A. Hendler, "Towards a theory of semantic communication," in *IEEE Netw. Sci. Workshop*, West Point, NY, USA, Jun. 2011, pp. 110–117.
- [11] P. Basu, J. Bao, M. Dean, and J. Hendler, "Preserving quality of information by using semantic relationships," *Pervasive Mob. Comput.*, vol. 11, pp. 188–202, Apr. 2014.
- [12] T. O'Shea and J. Hoydis, "An introduction to deep learning for the physical layer," *IEEE Trans. Cogn. Comm. Netw.*, vol. 3, no. 4, pp. 563–575, Dec. 2017.
- [13] H. Xie, Z. Qin, G. Y. Li, and B.-H. Juang, "Deep learning enabled semantic communication systems," <https://arxiv.org/abs/2006.10685>, May. 2020.
- [14] H. Xie, and Z. Qin, "A Lite Distributed Semantic Communication System for Internet of Things," <https://arxiv.org/abs/2007.11095>, Oct. 2020.
- [15] E. Bourtsoulatz, D. Burth Kurka, and D. Gunduz, "Deep joint source-channel coding for wireless image transmission," *IEEE Trans. Cogn. Comm. Netw.*, vol. 5, no. 3, pp. 567–579, Sept. 2019.
- [16] M. Jankowski, D. Gunduz, and K. Mikołajczyk, "Deep joint source-channel coding for wireless image retrieval," in *Proc. IEEE Int. Conf. Acoustics, Speech, Signal Process. (ICASSP)*, Barcelona, Spain, May. 2020, pp. 5070–5074.
- [17] C. Lee, J. Lin, P. Chen, and Y. Chang, "Deep learning-constructed joint transmission-recognition for Internet of Things," *IEEE Access*, vol. 7, pp. 76547–76561, Jun. 2019.
- [18] J. Hu, L. Shen, and G. Sun, "Squeeze-and-excitation networks," in *Proc. Conf. Comput. Vis. Pattern Recognit. (CVPR)*, Salt Lake City, UT, USA, Jun. 2018, pp. 7132–7141.
- [19] E. Vincent, R. Gribonval, and C. Fevotte, "Performance measurement in blind audio source separation," *IEEE Trans. Audio, Speech, Language Process.*, vol. 14, no. 4, pp. 1462–1469, Jun. 2006.
- [20] A. Rix, J. Beerends, M. Hollier, and A. Hekstra, "Perceptual evaluation of speech quality (PESQ)-a new method for speech quality assessment of telephone networks and codecs," in *Proc. IEEE Int. Conf. Acoust., Speech, Signal Process. Proc. (ICASSP)*, Salt Lake City, UT, USA, Aug. 2001, pp. 749–752.
- [21] R. Cox, "Three new speech coders from the ITU cover a range of applications," *IEEE Commun. Mag.*, vol. 35, no. 9, pp. 40–47, Sept. 1997.
- [22] Y. Wu and B. Woerner, "The influence of quantization and fixed point arithmetic upon the BER performance of turbo codes," in *IEEE Veh. Technol. Conf. (VTC)*, Houston, TX, USA, May. 1999, pp. 1683–1687.