

Joint Entity and Relation Canonicalization in Open Knowledge Graphs using Variational Autoencoders

Sarthak Dash, Gaetano Rossiello, Nandana Mihindukulasooriya,
Sugato Bagchi, Alfio Gliozzo

IBM Research AI, Yorktown Heights, NY, USA
sdash@us.ibm.com, gaetano.rossiello@ibm.com, nandana.m@ibm.com
bagchi@us.ibm.com, gliozzo@us.ibm.com

Abstract

Noun phrases and relation phrases in open knowledge graphs are not canonicalized, leading to an explosion of redundant and ambiguous subject-relation-object triples. Existing approaches to face this problem take a two-step approach: first, they generate embedding representations for both noun and relation phrases, then a clustering algorithm is used to group them using the embeddings as features. In this work, we propose Canonicalizing Using Variational AutoEncoders (CUVA), a joint model to learn both embeddings and cluster assignments in an end-to-end approach, which leads to a better vector representation for the noun and relation phrases. Our evaluation over multiple benchmarks shows that CUVA outperforms the existing state of the art approaches. Moreover, we introduce CANONICNELL a novel dataset to evaluate entity canonicalization systems.

1 Introduction

Knowledge Graphs (KGs) such as DBpedia (Auer et al. 2007), YAGO (Suchanek, Kasneci, and Weikum 2007) or Freebase (Bollacker et al. 2008) are well-curated where both entities and relations are conform to a pre-defined schema. KGs accumulate and represent knowledge of the real world as graphs of entities (nodes) and relations (edges) (Hogan et al. 2020). Despite these standard KGs are valuable resources in supporting open domains tasks, such as question answering (Usbeck et al. 2018), their adaptation to new specific domains remains a challenging problem.

In order to address the fast domain adaptation issue, Open Information Extraction (OpenIE) methods (Yates et al. 2007; Fader, Soderland, and Etzioni 2011a; Stanovsky et al. 2018a) can be used to extract triples in the form (*noun phrase*, *relation phrase*, *noun phrase*) from given text corpora in an unsupervised way without requiring a pre-defined ontology schema. This makes them suitable to build large Open Knowledge Graphs (OpenKGs) from huge collections of unstructured text documents, thereby making the usage of OpenIE methods highly adaptable to new domains.

Although OpenIE methods are highly adaptable, one major shortcoming of OpenKGs is that Noun Phrases (NPs) and Relation Phrases (RPs) are not *canonicalized*. This means that two NPs (or RPs) having different surface forms, but referring to the same entity (or relation) in a canonical KB, are treated differently.

Consider the following triples as an example: (NBC-TV, has headquarters in, NYC), (NBC Television, is in, New York City) and (IBM, has main office in, Armonk). Looking at the previous example, both OpenIE methods and associated Open KGs would not have any knowledge that *NYC* and *New York City* refer to the same entity, or *has headquarters in* and *has main office in* are similar relations. Thus, Open KGs have an explosion of redundant facts, which is highly undesirable. Also, querying an Open KG is likely to yield sub-optimal results, since it will not return all facts associated with *NYC* when using *New York City* as the query. Moreover, allowing downstream applications such as Link Prediction (Bordes et al. 2013) to know that *NYC* and *New York City* refers to the same entity, will improve its performance while operating on large Open KGs. Hence, it is imperative to *canonicalize* NPs and RPs within an Open KG.

In this paper, we introduce Canonicalizing Using Variational AutoEncoders (CUVA), a neural network architecture that learns unique embeddings for NPs and RPs as well as cluster assignments in a joint fashion. CUVA combines *a*) The Variational Deep Embedding (VaDE) framework (Jiang et al. 2017), a generative approach to Clustering, and *b*) A KG Embedding Model that aims to utilize the structural knowledge present within the Open KGs. In addition, CUVA makes use of additional contextual information obtained from the documents used to build the Open KG.

The input to CUVA is *a*) An Open KG expressed as a list of triples and *b*) Contextual Information, if available, and the output is a set of clusters of NPs and RPs grouping all items together that refer to the same entity (or relation).

In summary, we make the following contributions,

- We introduce CUVA, a novel neural architecture for the CANONICALIZATION task, based on joint learning of entity and relation clusters using variational autoencoders.
- We introduce a new dataset CANONICNELL, *derived* from a snapshot of NELL (Carlson et al. 2010) system, for the Entity Canonicalization task.
- We demonstrate that CUVA improves state of the art (SOTA) on the CANONICALIZATION task, across all datasets.

2 Related Work

Extract triples from sentences is the first step to build Open KGs. The OpenIE technique has been originally introduced in Banko et al. (2007). Thereafter, several approaches have been proposed to improve the quality of the extracted triples. Rule-based approaches, such as REVERB (Fader, Soderland, and Etzioni 2011a) and PREDPATT (White et al. 2016), use patterns on top of syntactic features to extract relation phrases and their arguments from text. Learning-based methods, such as OLLIE (Mausam et al. 2012) and RNNOIE (Stanovsky et al. 2018b), train a self-supervised system using bootstrapping techniques. Clause-based approaches (Corro and Gemulla 2013; Angeli, Premkumar, and Manning 2015) navigate through the dependency trees to split the sentences into simpler and independent segments.

There have been several previous works with an aim to group NPs and RPs into coherent clusters. A traditional approach to canonicalize NPs is to map them to an existing KB such as Wikidata, also referred to as the Entity Linking (EL) task (Lin, Etzioni et al. 2012; Ratnov et al. 2011; Ceccarelli et al. 2014). A major problem with these EL approaches is that many NPs may refer to entities that are not present in the KB, in which case they may not get clustered.

The RESOLVER system (Yates and Etzioni 2009) uses string similarity features to cluster phrases in TextRunner (Banko et al. 2007) triples. Galárraga et al. (2014a) uses manually defined features for NP canonicalization, and subsequently performs relation phrase clustering by using AMIE algorithm (Galárraga et al. 2013). Wu et al. (2018) propose a modification to the previous approach by using pruning and bounding techniques. Concept Resolver (Krishnamurthy and Mitchell 2011), which makes “one sense per category” assumption, is used for clustering NP mentions in NELL. This approach requires additional information in the form of a schema of relation types. KB-Unify (Bovi, Anke, and Navigli 2015) addresses the problem of unifying multiple canonical and open KGs into one KG, but requires additional sense inventory, which may not be available.

The CESI architecture (Vashishth, Jain, and Talukdar 2018a) uses a HolE algorithm (Nickel, Rosasco, and Poggio 2016) to learn embeddings for NPs and RPs, and then groups them into clusters by using a Hierarchical Agglomerative Clustering (HAC) algorithm. Unlike Galárraga et al. (2014a), CESI does not use manually crafted features and therefore has much better performance. Currently, CESI is the state-of-the-art-model on this task.

3 Open KGs Canonicalization Using VAE

Formally, the CANONICALIZATION task is defined as follows: given a list of triples $\mathcal{T} = (h, r, t)$ from an OpenIE system \mathcal{O} on a document collection \mathcal{C} , where h, t are Noun Phrases (NPs) and r is a Relation Phrase (RP), the objective is to cluster NPs (and RPs), so that items referring to the same entity (or relation) are in the same cluster. We assume that there exists a predefined set of *latent* entities and *latent* relations, each having a unique id within a standard KB such as DBpedia.

CUVA uses two variational autoencoders i.e. E-VAE and

R-VAE, one each for *entities* and *relations*. Both E-VAE and R-VAE use a mixture of Gaussians for modeling *latent* entities and relations. In addition, we also use a Knowledge Graph Embedding (KGE) module to encode the structural information present within the Open KG. CUVA works as follows:

1. A *latent* entity (or relation) as defined above, is modeled via a Gaussian distribution. The sampled items from the Gaussian distribution correspond to the observed NPs (and RPs) within \mathcal{T} .
2. NPs (h, t) and RPs (r) are modeled using larger embedding dimensions compared to their Gaussian counterparts, to account for variations in the observed surface forms.
3. We use Gaussian parameters to refer to the entity (relation) as opposed to the NP (or RP).
4. Since the items are clustered together, we assume that different NPs, e.g. *New York City* and *NYC* (or RPs) belonging to the same Gaussian distribution (i.e. cluster) have similar *attributes*.

Fig. 1 illustrates an instantiation for CUVA. A description of each of the components of CUVA follows below.

3.1 Variational AutoEncoder

We use the generative clustering model, Variational Deep Embedding (VaDE) framework (Jiang et al. 2017) for clustering. The generative process is defined as follows. Assuming that there are K clusters, an observed instance $x \in \mathbb{R}^D$ is generated as,

1. Choose a cluster $c \sim \text{Cat}(\pi)$, i.e. a categorical distribution parametrized by probability vector π .
2. Choose a latent vector $z \sim \mathcal{N}(\mu_c, \sigma_c^2 \mathbf{I})$ i.e. sample z from a multi-variate Gaussian distribution parametrized by mean μ_c and diagonal covariance $\sigma_c^2 \mathbf{I}$.
3. Given z , compute $[\mu_x; \log \sigma_x^2] = f_\theta(z)$ where f_θ corresponds to a neural network parametrized by θ .
4. Finally, choose a sample $x \sim \mathcal{N}(\mu_x, \sigma_x^2 \mathbf{I})$ i.e. sample x from a multi-variate Gaussian distribution parametrized by mean μ_x and diagonal covariance $\sigma_x^2 \mathbf{I}$.

where π_k is the prior probability for cluster k , $\pi \in \mathbb{R}_+^K$ and $\sum_{k=1}^K \pi_k = 1$. We make the same assumptions as made by (Jiang et al. 2017), and assume the variational posterior $q(z, c|x)$ to be a mean field distribution, and factorize it as:

$$q(z, c|x) = q(z|x)q(c|x) \quad (1)$$

We describe below the *inner workings* of CUVA with respect to the *head* Noun Phrase, or the *left* pillar in Fig. 1. An analogous description follows for the *tail* Noun Phrase, and the Relation Phrase as well.

Encoder: Fig. 2 illustrates the Encoder block graphically. A Noun Phrase h , is fed as input to the Encoder block, which consists of: *a*) An embedding lookup table, *b*) A *two* layer fully connected neural network g_ϕ^E (g_ϕ^R for R-VAE) with *tanh* non-linearity, and *c*) Two linear layers in parallel. .

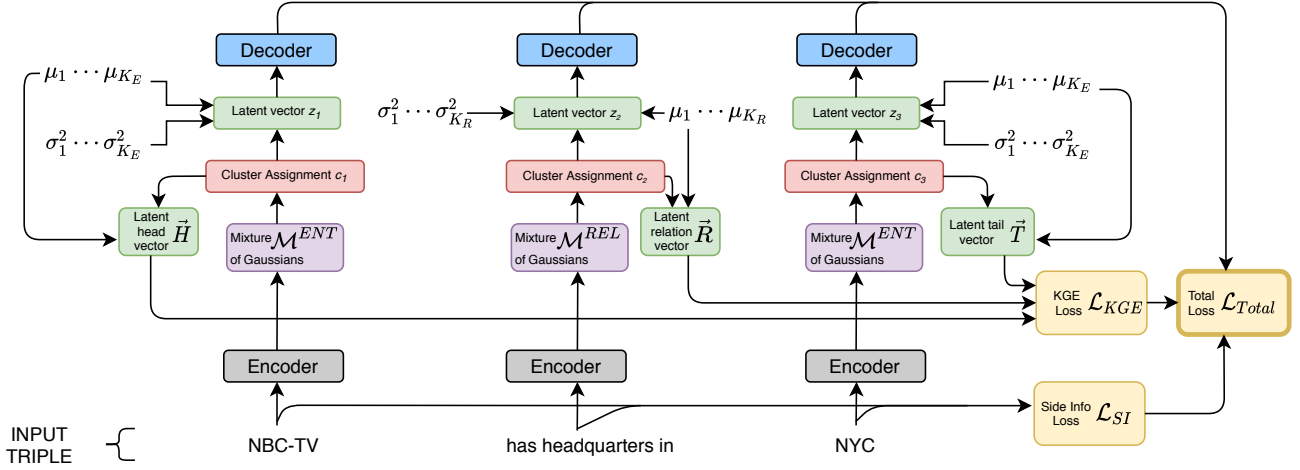


Figure 1: The core structure of CUVA. The *left* and *right* pillars correspond to the Entity variational autoencoder (E-VAE) for the head and tail Noun Phrases, whereas the *middle* pillar corresponds to the Relation variational autoencoder (R-VAE) for the Relation Phrase. The KGE module connects both the E-VAE and the R-VAE as shown above.

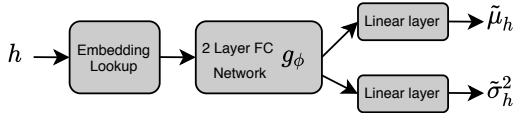


Figure 2: An Encoder block. CUVA uses separate fully connected networks g_ϕ^E and g_ϕ^R for E-VAE and R-VAE.

The Encoder block is used to model $q(z|h)$ i.e. the variational posterior probability of the latent representation z given input representation h , via the following equations,

$$[\tilde{\mu}_h; \log \tilde{\sigma}_h^2] = g_\phi^E(h) \quad (2)$$

$$q(z|h) = \mathcal{N}(z; \tilde{\mu}_h, \tilde{\sigma}_h^2 \mathbf{I}) \quad (3)$$

Once the parameters $\tilde{\mu}_h, \tilde{\sigma}_h$ for the variational posterior $q(z|h)$ are calculated, we use the *reparametrization* trick (Kingma and Welling 2014) to sample z_1 as follows,

$$z_1 = \tilde{\mu}_h + \tilde{\sigma}_h \circ \epsilon \quad (4)$$

where $\epsilon \sim \mathcal{N}(0, \mathbf{I})$ (i.e. a standard normal distribution) and \circ denotes element-wise multiplication.

Decoder: Given z_1 , the *decoding* phase continues through the Decoder block, as illustrated in Fig. 3, and via the following equations,

$$[\tilde{\mu}; \log \tilde{\sigma}^2] = f_\theta^E(z_1) \quad (5)$$

$$h' \sim \mathcal{N}(\tilde{\mu}, \tilde{\sigma}^2 \mathbf{I}) \quad (6)$$

Following Jiang et al. (2017), the variational posterior $q(c|h)$ is calculated as:

$$q(c|h) = \frac{p(c)p(z|c)}{\sum_{c'=1}^K p(c')p(z|c')} \quad (7)$$

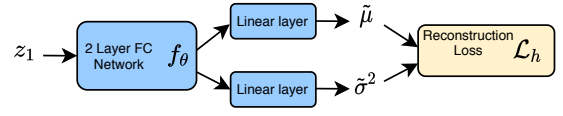


Figure 3: An Decoder block. CUVA uses separate fully connected networks f_θ^E and f_θ^R for E-VAE and R-VAE.

In practice, we use z_1 obtained from Equation 4 in place of z (in Equation 7), and calculate a vector of assignment probability for an input h .

During *inference* phase, h is assigned to a cluster having the highest probability, i.e. cluster assignment (in Fig. 1) occurs via a *winners-take-all* strategy.

3.2 The KGE Module

The *motivation* behind using a Knowledge Graph Embedding (KGE) module is to encode the structural information present within the Open KG, which is achieved as follows.

Given a triple (h, r, t) belonging to an Open KG, we use Equation 7 to obtain a vector of cluster assignment probabilities c_h, c_r and c_t for the NPs and RPs respectively. Then, we employ a soft argmax function (Equation 8) to transform these probability vectors into one hot vectors v_h, v_r and v_t as follows,

$$f(c_\alpha) = \frac{e^{\beta c_\alpha^i}}{\sum_j e^{\beta c_\alpha^j}}, \text{ for some large value of } \beta \in \mathbb{R} \quad (8)$$

where $\alpha \in \{h, r, t\}$ and f denotes the soft argmax function.

Let M_E, M_R represent matrices containing *mean* vectors (stacked across rows) for each of the K_E and K_R Gaussians present in E-VAE and R-VAE respectively. We multiply the one hot vectors v_h, v_r, v_t with M_E, M_R gives us the *entity* (e_h, e_t) and *relation* embeddings (e_r) respectively, pertain-

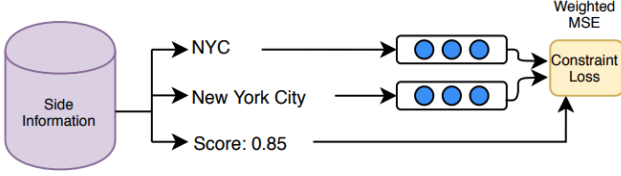


Figure 4: Encoding Side Information as a *loss* measure.

ing to the triple (h, r, t) at each epoch, i.e.

$$\begin{aligned} e_\alpha &= v_\alpha M_E, \text{ where } \alpha \in \{h, t\} \\ e_r &= v_r M_R \end{aligned} \quad (9)$$

where, K_E and K_R (Fig. 1) are hyper-parameters for CUA.

Once, we have the *entity* and *relation* embeddings, we use HolE (Nickel, Rosasco, and Poggio 2016) as our choice of KGE algorithm for CUA.

3.3 Side Information

Noun and Relation Phrases present within an Open KG can be often tagged with relevant side information extracted from the context sentence in which the triple appears. Although the side information can be extracted in various ways, we follow CESI (Vashishth, Jain, and Talukdar 2018a) and focus on five sources of side information: Entity Linking, PPDB Information, IDF Token Overlap, WordNet, and Morph Normalization. Each source generates a list of *equivalent* mention pairs along with a plausibility score per pair. A description of these sources together with their associated scoring strategies is provided in Section B of the Appendix.

Let’s consider the example of an *equivalent* mention pair (NYC, New York City) as shown in Fig. 4 to illustrate the use of side information as a constraint in CUA. We first perform an embedding lookup for the mentions NYC and New York City and then compute a Mean Squared Error (MSE) value weighted by its plausibility score. The MSE value indicates how far CUA is from satisfying all the constraints represented as equivalent mention pairs. Finally, we sum up the *weighted* MSE values for all equivalent mention pairs, which comprises our Side Information Loss \mathcal{L}_{SI} in Fig. 1.

4 Training Strategy

In this section, we describe our strategy for training the CUA model. Let \mathcal{E}, \mathcal{R} denote the entity and relation vocabulary for an Open KG. We train the model in *three* stages, as follows:

4.1 Initializing Mixture of Gaussians

We use the *pretrained* 100-dimensional GloVe vectors (Pennington, Socher, and Manning 2014) for embedding matrices \mathcal{E}_g and \mathcal{R}_g corresponding to the vocabulary \mathcal{E} and \mathcal{R} respectively. The embeddings for multi-token phrases are calculated by averaging *unit* L2 normalized vectors for each token.

For the CANONICALIZATION task, the cluster sizes will be likely small, and in turn, we get a large number of clusters. The average-case time complexity per iteration of k -Means using Lloyd’s algorithm (Lloyd 1982) is $O(nk)$,

where n is the number of samples. However, for our case, as k is comparable to n , the average time complexity becomes $O(n^2)$ similar to the Hierarchical Agglomerative Clustering (HAC) method with complete linkage criterion (Defays 1977). Though both methods have the same time complexity, we use HAC as our clustering method as we observe that it gives a better performance empirically. We cover the empirical comparison between both methods in Section 5.2.

We run HAC separately over \mathcal{E}_g for NPs, and \mathcal{R}_g over RPs. We use two different thresholds θ_E for entities, and θ_R for relations to convert the output dendrograms from HAC into *flat* clusters. Using these clusters, we compute within-cluster means and variances to initialize the *means* and the *variances* of the Gaussians for both E-VAE and R-VAE respectively. Note that, the choice of θ_E and θ_R sets the values for the number of mixtures K_E and K_R used in the next stage.

4.2 Two-step Training

We train the model in *two* independent steps. Our training strategy is similar to Miao, Yu, and Blunsom (2016) where they train the encoder and decoder of the VAE alternatively rather than simultaneously. In the first step, we train the encoder in both E-VAE and R-VAE while keeping the decoder fixed. Then, in the second step, we keep the encoder fixed and only train the decoder.

Encoder training: We train the *Encoder* for both E-VAE and R-VAE by using the labels generated via HAC algorithm as a source of weak supervision. Specifically, for a given triple (h, r, t) , we compute:

- Negative log likelihood (NLL) loss \mathcal{L}_h calculated using the predicted cluster assignment probability vector (Equation 7) for h and the cluster label for h .
- NLL values $\mathcal{L}_r, \mathcal{L}_t$ for r, t computed in a similar manner.
- L1 Regularizer values using the *Encoder* parameters for E-VAE and R-VAE, denoted by \mathcal{L}_{REG1} .
- Side Information Loss (Sec 3.3) \mathcal{L}_{SI} applicable between any two equivalent NPs (or RPs).

The *overall* loss function for the *first* step is therefore,

$$\mathcal{J} = \sum_{(h,r,t) \in \mathcal{T}} \mathcal{L}_h + \mathcal{L}_r + \mathcal{L}_t + \lambda \mathcal{L}_{REG1} + \mathcal{L}_{SI} \quad (10)$$

We train the *Encoder* for a maximum of 50 epochs, and then proceed to the *second* step.

Decoder training: In this step, we train the *decoder* only, and keep the *encoder* fixed. The cluster parameters and the embedding lookup table are also updated. The decoder is trained by minimizing the following *loss* value:

- The evidence lower bound (ELBO) loss $\mathcal{L}_{ELBO}^E, \mathcal{L}_{ELBO}^R$ for E-VAE and R-VAE, with the *decoder* being a multivariate Gaussian with a diagonal covariance structure. The ELBO loss breaks into, *a*) The Reconstruction Loss (Fig. 3), and *b*) The Kullback-Liebler (KL) divergence between the variational posterior and the prior. The expressions for ELBO loss are based on Jiang et al. (2017).

- The KGE Module loss \mathcal{L}_{KGE} (Section 3.2) and the Side Information Loss \mathcal{L}_{SI} (Section 3.3).
- L1 Regularizer loss values ($\mathcal{L}_{\text{REG2}}$) using the *Decoder* parameters for E-VAE and R-VAE.

The *combined* loss function for the *second* step is:

$$\mathcal{J} = \mathcal{L}_{\text{ELBO}}^E + \mathcal{L}_{\text{ELBO}}^R + \mathcal{L}_{\text{KGE}} + \mathcal{L}_{\text{SI}} + \lambda \mathcal{L}_{\text{REG2}} \quad (11)$$

where λ corresponds to the *weight* value for the regularizer, a hyper-parameter set to 0.001. The decoder is trained for a maximum of 300 epochs.

The motivation behind using a two-step training strategy for the VAEs is to prevent the decoder from ignoring latent representations z and learning directly from the input data (Bowman et al. 2016). Once the encoder has been trained in the first step, we keep the encoder weights fixed for the second step. This forces the decoder to learn only from the *latent* representations, and not from the input data. Note that the KGE loss \mathcal{L}_{KGE} is not used in Step one, since it causes the model to diverge in practice.

5 Evaluation

The CANONICALIZATION task is *inherently* unsupervised, i.e. we are not given any manually annotated data for training. With this in mind, we evaluate our approach on two datasets, i.e. ReVerb45K (Vashishth, Jain, and Talukdar 2018a) and CANONICNELL, a new dataset that we introduce in this work.

5.1 Benchmarks

For comparing the performance of CUVA against the existing state of the art approaches, we use ReVerb45K, an academic benchmark dataset introduced by Vashishth, Jain, and Talukdar (2018a). In addition, we introduce a *new* dataset called CANONICNELL, which we built by using the 165th iteration snapshot of NELL, i.e. Never-Ending Language Learner (Carlson et al. 2010) system.

Description of CANONICNELL. The above snapshot of NELL, hereby referred to as NELL165, contains accumulated knowledge as a list of subject-relation-object triples. For building CANONICNELL, we use the data artifact generated by Pujara et al. (2013) which marks co-referent entities within NELL165 triples, together with a soft-truth value per entity pair. We filter out all pairs having a score *less* than 0.25, and consider the remaining pairs as undirected edges in a graph. We then apply depth-first-search (Tarjan 1972) to obtain a set of connected components, which we refer to as the set of *Gold Clusters*. As the next step, we filter through the list of NELL165 triples and keep only those whose either *head* or *tail* entity is present within the set of *Gold Clusters*. These triples together with the *Gold Clusters* obtained previously, form our newly proposed CANONICNELL dataset.

Table 1 illustrates the dataset statistics. We mention the count of NPs for ReVerb45K as 28.7K and the number of Gold Clusters as 20K as opposed to 15.5K and 7.5K respectively (Vashishth, Jain, and Talukdar 2018a) because we count NPs that occupy either head or tail slots as opposed to

Dataset	ReVerb45K	CANONICNELL
Gold NP Clusters	20K	1,432
Noun Phrases	28.7K	8,745
Relation Phrases	21.9K	139
Triples	45K	20,060

Table 1: Details of datasets used. CANONICNELL is the new dataset that we introduce in this paper, whereas ReVerb45K is from Vashishth, Jain, and Talukdar (2018a).

the previous work which was on head slot NPs only. Thus, we differentiate between the Canonicalization task for *head entity mentions* and *all entity mentions* on ReVerb45K, and illustrate the results in Tables 2 and 3 respectively.

We randomly divide the *triples* for each dataset in an 80:20 ratio to build the test set and the validation set respectively. We perform grid search over the hyper-parameter space on the validation set for all approaches in Sections 5.2 and 5.3, and report results corresponding to the best-performing settings on the test set. For evaluations, we use the macro, micro and pair F1 scores (Galárraga et al. 2014a) as described in Section A of the Appendix.

Furthermore, for the ReVerb45K dataset, we use all the sources of Side Information (Section 3.3) for canonicalizing NPs and use PPDB Information, IDF Token Overlap for canonicalizing RPs. For the CANONICNELL dataset, we use IDF Token Overlap for canonicalizing NPs and do not canonicalize RPs, since they are already canonicalized.

A detailed description of the range of values tried per hyper-parameter, and the final values used within CUVA is provided in Section C of the Appendix.

5.2 Results on ReVerb45K

The results for the Entity Canonicalization task on ReVerb45K are shown in Tables 2 and 3 respectively. Table 2 shows the results on ReVerb45K when evaluated for *head entities* only, i.e. Noun Phrases that appear in the *head* slot of a typical (*head, relation, tail*) triple. On the other hand, Table 3 illustrates the results when evaluated for all entity mentions (i.e. all NPs) within Reverb45K. Furthermore, in the descriptions below, the use of HAC assumes that the Hierarchical Agglomerative Clustering algorithm was run using a complete linkage criterion and a cosine distance metric.

Without Side Information. The *first* line in Table 2, i.e. Galárraga-IDF (Galárraga et al. 2014a) depicts the performance of a feature-based method on this task. GloVe+HAC in Table 2 uses a pretrained GloVe model to first build embeddings for entity mentions and then uses a HAC algorithm to cluster them. For multi-token phrases, GloVe embeddings for tokens are averaged together. GloVe captures the semantics of Noun Phrases and does not rely on the surface form of NPs, thereby performing much better than Galárraga-IDF.

The HoIE (GloVe) approach uses the HoIE Knowledge Graph Embedding model (initialized with pretrained GloVe vectors) to learn unique embeddings for NPs and RPs, followed by clustering using a HAC algorithm. Though

	SI	Macro	Micro	Pair	Mean
Galárraga-IDF [†]	No	0.716	0.508	0.005	0.410
HolE (GloVe) [†]	No	0.335	0.758	0.510	0.534
GloVe+HAC [†]	No	0.565	0.829	0.753	0.716
CUVA	No	0.572	0.838	0.820	0.743
CESI [†]	Yes	0.627	0.844	0.819	0.763
CUVA+SI	Yes	0.661	0.866	0.855	0.794

Table 2: Macro, Micro and Pair F1 results on the *Entity Canonicalization* task for *head entity mentions* on ReVerb45K. Rows marked with a [†] are from Vashishth, Jain, and Talukdar (2018a). Results reported by CUVA+SI are a mean of *three* independent runs. SI indicates whether an approach uses Side Information (Section 3.3) or not.

	SI	Macro	Micro	Pair	Mean
CESI	Yes	0.749	0.828	0.763	0.780
CUVA+SI	Yes	0.757	0.844	0.812	0.804

Table 3: Macro, Micro and Pair F1 results on the *Entity Canonicalization* task for *all entity mentions* on ReVerb45K. Both CESI and CUVA use Side Information as well as the same hyperparameter settings as in Table 2.

this method performs much better than the feature-based Galárraga-IDF method, interestingly, it performs significantly worse than GloVe+HAC.

With Side Information. The current state of the art, i.e. CESI (Vashishth, Jain, and Talukdar 2018a) extends the HolE (GloVe) approach, by adding Side Information (Section 3.3) as an additional loss objective to be minimized. Looking at the results, it is clear that the addition of Side Information provides a *significant* boost in performance for this task.

Row *four* depicts the performance of CUVA, whereas the final row reports the application of CUVA together with the Side Information on ReVerb45K. Both approaches are the original contribution of our work. Note that the usage of Side Information augments CUVA’s performance by a much bigger margin $\sim 9\%$ on the Macro F1 metric, as opposed to $\sim 3\%$ on the Micro and Pair F1 metrics respectively.

The results clearly show that CUVA+SI outperforms CESI, and achieves the new state of the art results on this benchmark. Furthermore, an improvement in the Mean F1 value over CESI is statistically significant with *two-tailed p value* being less than $1e-3$. Table 3 shows a similar trend, when evaluated on all entity mentions belonging to both head and tail slots within Reverb45K.

A plausible explanation for this improved performance might be due to the fact that CUVA learns mention embeddings as well as cluster assignments in a *joint* fashion, rather than a two-step pipeline approach followed by current methods. We believe that a *joint* approach is more suitable for this task since it allows *gradients* to update both the mention

	SI	Macro	Micro	Pair	Mean
FastText+HAC	No	0.725	0.798	0.219	0.581
GloVe+HAC	No	0.747	0.811	0.280	0.613
CESI	Yes	0.749	0.817	0.307	0.624
CUVA+SI	Yes	0.777	0.829	0.367	0.658

Table 4: Macro, Micro and Pair F1 results on the *Entity Canonicalization* task for the CANONICNELL dataset. The thresholds for HAC in the first three rows are 0.15, 0.21 and 0.2 respectively. As before, SI indicates whether an approach uses Side Information (Section 3.3) or not. Results reported by CUVA+SI are a mean of *three* independent runs.

embeddings as well as the soft cluster assignments simultaneously, as opposed to the existing two-step pipeline state of the art approaches in which there does exist a *disconnect* (i.e. no parameter sharing) between both the steps.

Additional results on CUVA with varying strategies on the choice of initializations for the Mixture of Gaussians (Section 4.1) and Knowledge Graph Embedding (Section 3.2) is provided in Section D.1 of the Appendix.

5.3 Results on CANONICNELL

Table 4 shows the results for the Entity Canonicalization task when evaluated on the CANONICNELL dataset. The first two rows correspond to approaches that use pretrained GloVe (Pennington, Socher, and Manning 2014) and FastText (Mikolov et al. 2018) models to build unique embeddings for NPs, and then use HAC to generate clusters. On the other hand, in the absence of contextual information for the CANONICNELL triples, both CESI and CUVA approaches use IDF Token Overlap as the only source of Side Information. Both the HolE (GloVe) and Galárraga-IDF approaches as mentioned in the previous section performed *worse* than GloVe+HAC, therefore, we exclude them from Table 4.

Furthermore, from Table 4, it is clear that CUVA achieves the new state of the art result on this benchmark as well. A boost in the Mean F1 value over CESI is statistically significant with *two-tailed p value* equalling 0.019.

Note that GloVe+HAC achieves similar results as CESI in Table 4. A plausible explanation for it might be the lack of sufficient Side Information available for this dataset. Moreover, clustering for Noun Phrases happens at a *mention* level for ReVerb45K, whereas for CANONICNELL it happens at an *entity* level, thus Pair F1 values for this dataset tend to lie on the lower side of the spectrum. In other words, it is much easier to cluster all mentions of a given NP into a single cluster (for ReVerb45K), which contributes to relatively high Pair F1 when compared against CANONICNELL.

5.4 Comparison with Pretrained LMs

With pretrained language models almost becoming ubiquitous in today’s state of the art NLP applications, we investigate how CUVA fares against pretrained language models. Table 5 illustrates the results when evaluated on ReVerb45K.

Following the observations of Liu et al. (2019) and Tenney, Das, and Pavlick (2019), we use the lower layers of a

	Macro	Micro	Pair	Mean
RoBERTa+HAC	0.448	0.804	0.776	0.676
CUVA	0.572	0.838	0.820	0.743
BERT+HAC	0.586	0.839	0.822	0.749
CUVA+SI	0.661	0.866	0.855	0.794

Table 5: Macro, Micro and Pair F1 results for comparison with pretrained language models on the *Entity Canonicalization* task for *head entity mentions* on ReVerb45K.

pretrained BERT (RoBERTa) base model (Wolf et al. 2019), i.e. layers *one* through *six* as opposed to the higher layers. For each layer, we use a mean pooling strategy to aggregate the contextualized representations, which provides a static term representation for each of the entity mentions. The entity mentions are finally clustered using HAC to obtain the clusters.

Empirically, we found layer *one* to work best for both BERT and RoBERTa models. Furthermore, RoBERTa performs *worse* than corresponding BERT models when comparing the derived static embeddings on this task. In comparison, CUVA+SI performs significantly better, i.e. +4.5% and +11.8% improvement on the *average* of Macro, Micro, and Pair F1 values, when compared against BERT+HAC and RoBERTa+HAC respectively.

5.5 Qualitative Analysis

We illustrate the output of our system for canonicalizing NPs (and RPs) for ReVerb45K in Table 6. The first top block corresponds to *six* NP clusters, one per line. The algorithm is able to correctly group *kodagu* and *coorg* (different name of the same district in India), despite having completely different surface forms. The grouping of NPs having similar tokens sometimes proves beneficial i.e. Row *two* which groups *justice alito* and *samuel alito* together, whereas other times it proves detrimental, i.e. Row *five* which groups four different people each having the same name *bill*. The latter scenario can be mitigated by keeping track of the *type* information (Dash et al. 2020; Le et al. 2019) of each NP obtained from text, for disambiguation.

The bottom *four* rows in Table 6 correspond to *four* RP clusters, one per line. While the equivalence of RPs is captured in the first two rows of the bottom block, the *final* two rows highlight a potential issue involving antonyms, i.e. *rank below* and *be rank above* have opposite meanings. We leave the resolution of this issue as future work.

5.6 Ablation Tests

Table 7 illustrates the ablation experiments performed on the Entity Canonicalization task for the CANONICNELL dataset. The *first* row corresponds to CUVA+SI model that was used to obtain state-of-the-art results, as reported in Table 4. As mentioned previously, this model uses a fully connected neural network with one *hidden* layer in the encoder and decoder sections of the VAE. Removing this *hidden* layer out of CUVA yields the results in the *second* row of the table.

Predicted Clusters
utc, coordinate universal time, universal coordinate time justice alito, samuel alito, sam alito, alito kodagu, coorg johnny storm, human torch bill cosby, bill maher, bill doolin, bill nye toyota, honda, toyota motor corporation
swear loyalty to, swear an oath to, swear fealty to reconcile with, reunite with do not hate, must really hate, be hate by, do hate rank below, rank just below, be rank above

Table 6: Examples of clusters predicted by CUVA on ReVerb45K. The *top* and *bottom* blocks contains NP and RP clusters (one per line) respectively.

Approaches+SI	Macro	Micro	Pair
CUVA (1 Hidden Layer)	0.777	0.829	0.367
– Hidden Layer	0.755	0.800	0.227
– KGE Module	0.779	0.826	0.262

Table 7: Ablation tests on the Entity Canonicalization task illustrating Macro, Micro and Pair F1 results for the CANONICNELL dataset. All approaches here use Side Information as well as the same hyperparameter settings as in Table 4.

The *final* row reports the performance with having taken the KBC Module out of CUVA.

From the results, it is clear that a KGE Module, which is responsible for encoding the structural knowledge within an Open KG, is essential for a robust *canonicalization* system. Moreover, adding an *hidden* layer to the encoder and the decoder certainly helps. Nevertheless, it is interesting to explore how many non-linear layers can we add before we start getting diminishing returns.

6 Conclusion and Future Work

In this paper, we introduced CUVA, a novel neural network architecture to *canonicalize* Noun Phrases and Relation Phrases within an Open Knowledge Graph (KG). We argued that CUVA learns unique mention embeddings as well as cluster assignments in a *joint* fashion, as opposed to a two-step pipeline approach followed by the current state of the art methods. Furthermore, we also introduced CANONICNELL, a new dataset for Entity Canonicalization. An evaluation over two benchmarks demonstrates that CUVA outperforms the current state of the art methods.

In the future, we plan to explore how to build upon CUVA in two directions. On one hand, we plan to figure out how to improve the *quality* of the generated clusters, by exploring of post-processing strategies such as *Hypernymy* Detection. In addition, we plan to explore the field of *Link Prediction* on Open KGs using CUVA.

References

- Angeli, G.; Premkumar, M. J. J.; and Manning, C. D. 2015. Leveraging Linguistic Structure For Open Domain Information Extraction. In *ACL (1)*, 344–354. The Association for Computer Linguistics.
- Auer, S.; Bizer, C.; Kobilarov, G.; Lehmann, J.; Cyganiak, R.; and Ives, Z. G. 2007. DBpedia: A Nucleus for a Web of Open Data. In *ISWC/ASWC*, volume 4825 of *Lecture Notes in Computer Science*, 722–735. Springer.
- Banerjee, S.; and Pedersen, T. 2002. An Adapted Lesk Algorithm for Word Sense Disambiguation Using WordNet. In *CICLing*, volume 2276 of *Lecture Notes in Computer Science*, 136–145. Springer.
- Banko, M.; Cafarella, M. J.; Soderland, S.; Broadhead, M.; and Etzioni, O. 2007. Open Information Extraction from the Web. In *IJCAI*, 2670–2676.
- Bollacker, K. D.; Evans, C.; Paritosh, P.; Sturge, T.; and Taylor, J. 2008. Freebase: a collaboratively created graph database for structuring human knowledge. In *SIGMOD Conference*, 1247–1250. ACM.
- Bordes, A.; Usunier, N.; García-Durán, A.; Weston, J.; and Yakhnenko, O. 2013. Translating Embeddings for Modeling Multi-relational Data. In *NIPS*, 2787–2795.
- Bovi, C. D.; Anke, L. E.; and Navigli, R. 2015. Knowledge Base Unification via Sense Embeddings and Disambiguation. In *EMNLP*, 726–736. The Association for Computational Linguistics.
- Bowman, S. R.; Vilnis, L.; Vinyals, O.; Dai, A. M.; Józefowicz, R.; and Bengio, S. 2016. Generating Sentences from a Continuous Space. In *CoNLL*, 10–21. ACL.
- Carlson, A.; Betteridge, J.; Kisiel, B.; Settles, B., Jr., E. R. H.; and Mitchell, T. M. 2010. Toward an Architecture for Never-Ending Language Learning. In *AAAI*. AAAI Press.
- Ceccarelli, D.; Lucchese, C.; Orlando, S.; Perego, R.; and Trani, S. 2014. Dexter 2.0 - an Open Source Tool for Semantically Enriching Data. In Horridge, M.; Rospoche, M.; and van Ossensbruggen, J., eds., *Proceedings of the ISWC 2014 Posters & Demonstrations Track a track within the 13th International Semantic Web Conference, ISWC 2014, Riva del Garda, Italy, October 21, 2014*, volume 1272 of *CEUR Workshop Proceedings*, 417–420. CEUR-WS.org. URL http://ceur-ws.org/Vol-1272/paper_127.pdf.
- Corro, L. D.; and Gemulla, R. 2013. ClausIE: clause-based open information extraction. In *WWW*, 355–366. International World Wide Web Conferences Steering Committee / ACM.
- Dash, S.; Chowdhury, M. F. M.; Gliozzo, A.; Mihindukulasooriya, N.; and Fauceglia, N. R. 2020. Hypernym Detection Using Strict Partial Order Networks. In *AAAI*, 7626–7633. AAAI Press.
- Defays, D. 1977. An efficient algorithm for a complete link method. *The Computer Journal* 20(4): 364–366.
- Fader, A.; Soderland, S.; and Etzioni, O. 2011a. Identifying Relations for Open Information Extraction. In *EMNLP*, 1535–1545. ACL.
- Fader, A.; Soderland, S.; and Etzioni, O. 2011b. Identifying Relations for Open Information Extraction. In *EMNLP*, 1535–1545. ACL.
- Galárraga, L.; Heitz, G.; Murphy, K.; and Suchanek, F. M. 2014a. Canonicalizing Open Knowledge Bases. In *CIKM*, 1679–1688. ACM.
- Galárraga, L.; Heitz, G.; Murphy, K.; and Suchanek, F. M. 2014b. Canonicalizing Open Knowledge Bases. In *CIKM*, 1679–1688. ACM.
- Galárraga, L. A.; Teflioudi, C.; Hose, K.; and Suchanek, F. M. 2013. AMIE: association rule mining under incomplete evidence in ontological knowledge bases. In *WWW*, 413–422. International World Wide Web Conferences Steering Committee / ACM.
- Hogan, A.; Blomqvist, E.; Cochez, M.; d’Amato, C.; de Melo, G.; Gutierrez, C.; Gayo, J. E. L.; Kirrane, S.; Neumaier, S.; Polleres, A.; Navigli, R.; Ngomo, A.-C. N.; Rashid, S. M.; Rula, A.; Schmelzeisen, L.; Sequeda, J.; Staab, S.; and Zimmermann, A. 2020. Knowledge Graphs.
- Jiang, Z.; Zheng, Y.; Tan, H.; Tang, B.; and Zhou, H. 2017. Variational Deep Embedding: An Unsupervised and Generative Approach to Clustering. In *IJCAI*, 1965–1972. ijcai.org.
- Kingma, D. P.; and Ba, J. 2015. Adam: A Method for Stochastic Optimization. In *ICLR (Poster)*.
- Kingma, D. P.; and Welling, M. 2014. Auto-Encoding Variational Bayes. In *ICLR*.
- Krishnamurthy, J.; and Mitchell, T. M. 2011. Which Noun Phrases Denote Which Concepts? In *ACL*, 570–580. The Association for Computer Linguistics.
- Le, M.; Roller, S.; Papaxanthos, L.; Kiela, D.; and Nickel, M. 2019. Inferring Concept Hierarchies from Text Corpora via Hyperbolic Embeddings. In *ACL (1)*, 3231–3241. Association for Computational Linguistics.
- Lin, T.; Etzioni, O.; et al. 2012. Entity linking at web scale. In *Proceedings of the Joint Workshop on Automatic Knowledge Base Construction and Web-scale Knowledge Extraction (AKBC-WEKEX)*, 84–88.
- Liu, N. F.; Gardner, M.; Belinkov, Y.; Peters, M. E.; and Smith, N. A. 2019. Linguistic Knowledge and Transferability of Contextual Representations. In *NAACL-HLT (1)*, 1073–1094. Association for Computational Linguistics.
- Lloyd, S. P. 1982. Least squares quantization in PCM. *IEEE Trans. Inf. Theory* 28(2): 129–136.
- Manning, C. D.; Raghavan, P.; and Schütze, H. 2008. *Introduction to information retrieval*. Cambridge University Press.
- Mausam; Schmitz, M.; Soderland, S.; Bart, R.; and Etzioni, O. 2012. Open Language Learning for Information Extraction. In *EMNLP-CoNLL*, 523–534. ACL.
- Miao, Y.; Yu, L.; and Blunsom, P. 2016. Neural Variational Inference for Text Processing. In *ICML*, volume 48 of *JMLR Workshop and Conference Proceedings*, 1727–1736. JMLR.org.

Mikolov, T.; Grave, E.; Bojanowski, P.; Puhersch, C.; and Joulin, A. 2018. Advances in Pre-Training Distributed Word Representations. In *LREC*. European Language Resources Association (ELRA).

Miller, G. A. 1995. WordNet: A Lexical Database for English. *Commun. ACM* 38(11): 39–41.

Nickel, M.; Rosasco, L.; and Poggio, T. A. 2016. Holographic Embeddings of Knowledge Graphs. In *AAAI*, 1955–1961. AAAI Press.

Pavlick, E.; Rastogi, P.; Ganitkevitch, J.; Durme, B. V.; and Callison-Burch, C. 2015. PPDB 2.0: Better paraphrase ranking, fine-grained entailment relations, word embeddings, and style classification. In *ACL (2)*, 425–430. The Association for Computer Linguistics.

Pennington, J.; Socher, R.; and Manning, C. D. 2014. Glove: Global Vectors for Word Representation. In *EMNLP*, 1532–1543. ACL.

Pujara, J.; Miao, H.; Getoor, L.; and Cohen, W. W. 2013. Knowledge Graph Identification. In *International Semantic Web Conference (1)*, volume 8218 of *Lecture Notes in Computer Science*, 542–557. Springer.

Ratinov, L.; Roth, D.; Downey, D.; and Anderson, M. 2011. Local and global algorithms for disambiguation to wikipedia. In *Proceedings of the 49th annual meeting of the association for computational linguistics: Human language technologies*, 1375–1384.

Spitkovsky, V. I.; and Chang, A. X. 2012. A Cross-Lingual Dictionary for English Wikipedia Concepts. In *LREC*, 3168–3175. European Language Resources Association (ELRA).

Stanovsky, G.; Michael, J.; Zettlemoyer, L.; and Dagan, I. 2018a. Supervised Open Information Extraction. In *NAACL-HLT*, 885–895. Association for Computational Linguistics.

Stanovsky, G.; Michael, J.; Zettlemoyer, L.; and Dagan, I. 2018b. Supervised Open Information Extraction. In *NAACL-HLT*, 885–895. Association for Computational Linguistics.

Suchanek, F. M.; Kasneci, G.; and Weikum, G. 2007. Yago: a core of semantic knowledge. In *WWW*, 697–706. ACM.

Tarjan, R. E. 1972. Depth-First Search and Linear Graph Algorithms. *SIAM J. Comput.* 1(2): 146–160.

Tenney, I.; Das, D.; and Pavlick, E. 2019. BERT Rediscovered the Classical NLP Pipeline. In *ACL (1)*, 4593–4601. Association for Computational Linguistics.

Usbeck, R.; Gusmita, R. H.; Ngomo, A. N.; and Saleem, M. 2018. 9th Challenge on Question Answering over Linked Data (QALD-9) (invited paper). In *Semdeep/NLIWoD@ISWC*, volume 2241 of *CEUR Workshop Proceedings*, 58–64. CEUR-WS.org.

Vashishth, S.; Jain, P.; and Talukdar, P. P. 2018a. CESI: Canonicalizing Open Knowledge Bases using Embeddings and Side Information. In *WWW*, 1317–1327. ACM.

Vashishth, S.; Jain, P.; and Talukdar, P. P. 2018b. CESI: Canonicalizing Open Knowledge Bases using Embeddings and Side Information. In *WWW*, 1317–1327. ACM.

White, A. S.; Reisinger, D.; Sakaguchi, K.; Vieira, T.; Zhang, S.; Rudinger, R.; Rawlins, K.; and Durme, B. V. 2016. Universal Decompositional Semantics on Universal Dependencies. In *EMNLP*, 1713–1723. The Association for Computational Linguistics.

Wolf, T.; Debut, L.; Sanh, V.; Chaumond, J.; Delangue, C.; Moi, A.; Cistac, P.; Rault, T.; Louf, R.; Funtowicz, M.; Davison, J.; Shleifer, S.; von Platen, P.; Ma, C.; Jernite, Y.; Plu, J.; Xu, C.; Scao, T. L.; Gugger, S.; Drame, M.; Lhoest, Q.; and Rush, A. M. 2019. HuggingFace’s Transformers: State-of-the-art Natural Language Processing. *ArXiv* abs/1910.03771.

Wu, T.; Wu, Z.; Kao, B.; and Yin, P. 2018. Towards Practical Open Knowledge Base Canonicalization. In *CIKM*, 883–892. ACM.

Yates, A.; Banko, M.; Broadhead, M.; Cafarella, M. J.; Etzioni, O.; and Soderland, S. 2007. TextRunner: Open Information Extraction on the Web. In *HLT-NAACL (Demonstrations)*, 25–26. The Association for Computational Linguistics.

Yates, A.; and Etzioni, O. 2009. Unsupervised Methods for Determining Object and Relation Synonyms on the Web. *J. Artif. Intell. Res.* 34: 255–296.

A Evaluation Metrics

Following Galárraga et al. (2014b), this section describes the evaluation metrics used for the CANONICALIZATION task. In the following descriptions, C denotes the clusters produced by the algorithm to be evaluated, and E denotes the gold standard clusters. F1 measure, in all cases, is defined as the harmonic mean of precision and recall.

Macro Macro precision (P_{macro}) is defined as the fraction of pure clusters in C , i.e. clusters in which all the Noun Phrases (or Relation Phrases) are linked to the same gold entity (or relation). Macro Recall (R_{macro}) is calculated akin to macro precision, but with the roles of E and C interchanged.

$$P_{\text{macro}}(C, E) = \frac{|\{c \in C : \exists e \in E : e \supseteq c\}|}{|C|}$$

$$R_{\text{macro}}(C, E) = P_{\text{macro}}(E, C)$$

Micro Micro precision (P_{micro}) is defined as the purity of C clusters (Manning, Raghavan, and Schütze 2008), under the assumption that the most frequent gold entity (or relation) in a cluster is correct. Micro recall (R_{micro}) is defined analogous to Macro recall.

$$P_{\text{micro}}(C, E) = \frac{1}{N} \sum_{c \in C} \max_{e \in E} |c \cap e|$$

$$R_{\text{micro}}(C, E) = P_{\text{micro}}(E, C)$$

Here N refers to the total number of Noun Phrases (Relation Phrases), that are clustered together.

Pairwise Define a pair of elements in a cluster in C to produce a *hit*, if and only if they both refer to the same gold entity (or relation). With this *definition*, Pairwise precision (P_{pair}) is calculated as the ratio of the number of *hits* in C to the total possible pairs in C . On the other hand, Pairwise recall (R_{pair}) is defined as the ratio of number of *hits* in C to all possible pairs in E .

$$P_{\text{pair}}(C, E) = \frac{\sum_{c \in C} |\{(v, v') \in e, \exists e \in E, \forall (v, v') \in c\}|}{\sum_{c \in C} \binom{|c|}{2}}$$

$$R_{\text{pair}}(C, E) = \frac{\sum_{c \in C} |\{(v, v') \in e, \exists e \in E, \forall (v, v') \in c\}|}{\sum_{e \in E} \binom{|e|}{2}}$$

B Side Information

Following CESI (Vashishth, Jain, and Talukdar 2018b), we use the following five sources of side information, which are described as follows:

- **Entity Linking:** Given unstructured text, from which the triple was extracted, we use Stanford CoreNLP entity linker (Spitkovsky and Chang 2012) to map Noun Phrases (NPs) to Wikipedia Entities. If two NPs are linked to the same Wikipedia entity, we assume them to be equivalent as per this information.
- **PPDB Information:** We follow the same strategy as Vashishth, Jain, and Talukdar (2018b) and modify the PPDB 2.0 (Pavlick et al. 2015) collection into a set of clusters. If two NPs (or RPs) belong to the same cluster, then they are treated as equivalent.
- **IDF Token Overlap:** In Galárraga et al. (2014b), IDF Token Overlap was found to be the most effective feature for canonicalization. For example, it is very likely that *William Shakespeare* and *Shakespeare* refer to the same entity, or in other words, Noun Phrases (NPs) or Relation Phrases (RPs) sharing infrequent terms are more likely to refer to the same entity (or relation). An overlap score for every NP (or RP) pair is calculated as per the formula provided in (Vashishth, Jain, and Talukdar 2018b), and we keep only those pairs with scores beyond a particular *threshold*.
- **WordNet:** Using Word sense disambiguation (Banerjee and Pedersen 2002) with Wordnet (Miller 1995), if two NPs share a common *synset*, then they are marked as equivalent.
- **Morph Normalization:** We use multiple morphological normalization operations, as used in (Fader, Soderland, and Etzioni 2011b) for finding out equivalent NPs.

We use the following strategy to calculate the *plausibility scores* for the mention pairs generated by each of the five aforementioned sources of Side Information. Mention pairs identified by IDF Token Overlap follow the same *scoring* strategy as mentioned before, whereas mention pairs identified by WordNet (with Word-sense disambiguation) and Morphological normalizations get a score of *one*.

The remaining sources, i.e. Entity Linking and PPDB, tend to group the NP and RP mentions into clusters. Being

empirical in nature, these approaches are *likely* to introduce errors in their results, for e.g. due to incorrect disambiguation, and can cause some of the generated clusters to overlap.

Working with such a set of potentially overlapping clusters, we make an *observation* that, if a particular *mention* belongs to more than one cluster, then it is likely to be ambiguous, and therefore should have a low equivalence score with other members of the same cluster. Therefore, we score two mentions p and q belonging to the same cluster C as,

$$S_C(p, q) = \frac{1}{|C|^2} e^{2 - (\eta(p) + \eta(q))}$$

where e denotes the exponential function, $\eta(x)$ denotes the number of clusters containing x , and $|C|$ denotes the cluster size. The scaling factor of $1/|C|^2$ favors clusters of smaller size, since for the CANONICALIZATION task, ideal cluster sizes are expected to be small.

C Hyperparameters

In this section, we discuss the grid search for hyperparameters and present the final hyperparameters used.

C.1 Grid Search Details

The search space used to obtain the best performing hyperparameters for our experiments is described as follows: The *threshold* cutoff for HAC based initialization, for both ReVerb45K and CANONICNELL was calculated in a two-step approach. In the *first* step, the search space (for the cutoff value) comprised of $[0.2, 1.0]$ in steps of 0.1. In the *final* step, the best cutoff value c from the previous step is taken, and a new search space $[c - 0.1, c + 0.1]$ with a step size of 0.01 is constructed. Using this search space, we employ the validation set to figure out the best performing threshold cutoff, which subsequently is used to report performances on the test set.

For choosing the *threshold* cutoff for Entity Side Information, we used a search space of $[0.2, 0.8]$ in increments of 0.1 for both the datasets. In comparison, for ReVerb45K we chose 0.9 as a cutoff for Relation Side Information, without any search as it already produced a decent number of relation pairs and manual inspection of a sample indicated good quality. Finally, in regards to the choice of the latent space dimensions (for the VAE), we employed a grid search over $\{50, 100, 200\}$ dimensions.

C.2 Final Hyperparameters used

We use the following hyperparameter values in our experiments: The *fully-connected* layers in the Encoder section of the VAEs have embedding dimensions of 768, 384, and 100, whereas the Decoder sections have the same dimensions, but in *reverse* order. Both Encoder and Decoder use *tanh* nonlinearities. A learning rate of $1e-3$ and $1e-4$ together with Adam optimizer (Kingma and Ba 2015) is used in steps one and two during our proposed two-step training procedure. L1 regularization with a regularizer weight of $1e-3$ is used. The GloVe vectors used during the initialization of the Gaussian Mixture models are obtained from <http://nlp.stanford.edu/data/GloVe.6B.zip>.

For ReVerb45K, the *threshold* cutoff used during HAC based initialization (parameters θ_E and θ_R) was 0.4 for entities and 0.37 for relations, resulting in 12959 and 1077 Gaussians for the Entity VAE and the Relation VAE respectively. On the other hand, the cutoff used for CANONIC-NELL was 0.21 for entities, resulting in 6624 Gaussians for the Entity VAE. We use a *threshold* cutoff of 0.4 for Entity Side Information, and a cutoff of 0.9 for Relation Side Information, i.e. pairs whose *likelihood* scores are less than these cutoff values, are discarded. Similarly, for CANONIC-NELL, we employ a cutoff of 0.5 for Entity Side Information pairs. Since the relations within CANONICNELL are unique, therefore they are treated as singleton clusters for the corresponding experiments. Moreover, all experiments are implemented in PyTorch v1.4.0, using a single Intel x86 CPU and one NVIDIA v100 GPU.

D Results

In this section, we describe additional experiments to analyze the performance of CUVA.

D.1 Using Other Initialization Strategies

Table 8 illustrates the performance of CUVA+SI while varying the strategies on the choice of initializations for the Gaussian Mixture model and Knowledge Graph Embedding. While our proposed instantiation of CUVA, i.e. Row *one*, uses HAC clustered Glove vectors for initializations and HolE for Knowledge Graph Embedding, it is worthwhile to note that all the other combinations also do outperform CESI, which is the current state of the art model.

	Macro F1	Micro F1	Pair F1
CESI	0.627	0.844	0.819
Glove+HolE+HAC	0.661	0.866	0.855
Glove+TransE+HAC	0.662	0.862	0.837
Glove+HolE+KMeans	0.633	0.855	0.826
FastText+HolE+HAC	0.651	0.858	0.823

Table 8: Results on the performance of CUVA with Side Information while using other initialization strategies. The results are reported on the *Entity Canonicalization* task for *head entities only* on ReVerb45k. The improvement in Pair F1 values for Row *two* over Row *three* is statistically significant with *two tailed p value* less than 1e-3.