

# USING FEATURE ALIGNMENT CAN IMPROVE CLEAN AVERAGE PRECISION AND ADVERSARIAL ROBUSTNESS IN OBJECT DETECTION

Weipeng Xu      Hongcheng Huang

Shanghai Jiao Tong University, China

## ABSTRACT

The 2D object detection in clean images has been a well studied topic, but its vulnerability against adversarial attacks is still worrying. Existing work has improved the robustness of object detector by adversarial training, but at the same time, the average precision (AP) on clean images drops significantly. In this paper, we improve object detection algorithm by guiding the output of intermediate feature layer. On the basis of adversarial training, we propose two feature alignment methods, namely Knowledge-Distilled Feature Alignment (K DFA) and Self-Supervised Feature Alignment (SSFA). The detector’s clean AP and robustness can be improved by aligning the features of the middle layer of the network. We conduct extensive experiments on PASCAL VOC and MS-COCO datasets to verify the effectiveness of our proposed approach. The code of our experiments is available at <https://github.com/grispeut/Feature-Alignment.git>.

**Index Terms**— deep learning, object detection, adversarial robustness, adversarial training

## 1. INTRODUCTION

It is a long-standing problem that deep learning models are easily attacked. Studies have shown that both classification models and detection models are easily defeated by adversarial disturbances [1, 2, 3, 4, 5]. In order to improve the robustness of deep learning models, the mainstream method is based on adversarial training [2, 6]. Adversarial training is to solve a two-level optimization problem. The inner loop is a maximization problem that maximizes the proxy loss to generate adversarial samples. The outer loop is a minimization problem that minimizes the loss to train the parameters of model.

On the basis of adversarial training, some researchers promote adversarial robustness from the perspective of generating adversarial samples, such as reusing gradient information to generate adversarial samples [7], FGSM with random initialization [8] and constructing adversarial samples in an unsupervised manner [9]. Some researchers also optimize the minimization problem of outer loop to increase robustness, such as adding a self-supervised branch to the classification network, which uses the output of the penultimate layer as

the input of this branch and predicts the rotation angle of the picture [10], or adding the regularization term GradAlign to prevent catastrophic overfitting [11], or applying self-supervised comparative representation learning to adversarial training [12].

The above-mentioned methods have been verified on classifiers and benchmark datasets, but few works have extended their methods to object detection task. The reason may be that the object detector is more complicated, which leading to higher training costs, and some methods are not suitable for direct migration to the adversarial training of object detection, such as FGSM with random initialization using cyclic learning rate to accelerate the convergence speed [8], the self-supervised branch to predict rotation[10], and GradAlign which needs to create calculation graph of the gradient of input[11], resulting in the batch size should be reduced under limited graphics memory. Nevertheless, the discovery of catastrophic overfitting phenomenon [8, 11] and the combining unsupervised or self-supervised learning with adversarial training[9, 12] are still instructive for object detection tasks.

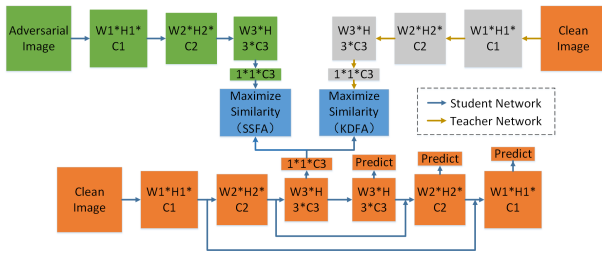
For the robustness of detector, Zhang et al. [13] propose to take object detection as multi-task learning and use the dominant loss to generate adversarial samples. They conduct experiments on a variety of one-stage detectors and the experiments show that their method can improve the robustness of models. However, we find that the clean AP drops significantly (about 25 points on PASCAL VOC), while the robustness against attack is improved. In our experiments, we find that the clean AP and robustness are really difficult to obtain at the same time. Therefore, we hope to improve robustness on the basis of reducing the drop of clean AP.

In this paper, we are devoted to better balance clean AP and robustness. Considering that the number of layers of detectors is much higher than classifiers, there are additional location branches and feature fusion modules such as feature pyramid modules [14]. Therefore, in the face of a deeper and more complex detection network, we propose to guide the output of intermediate feature layer, and propose two guiding methods: Knowledge-Distilled Feature Alignment (K DFA) and Self-Supervised Feature Alignment (SSFA). Knowledge distillation is widely used in model compression [15, 16, 17], which can transfer the knowledge learned by the teacher network to the student network. Inspired by this, we propose to

use the detector trained on the clean dataset as the teacher, and to use the feature representation in the middle layer learned by teacher as prior knowledge. Motivated by the work of self-supervised learning [18, 19, 12, 20], we propose SSFA which takes the clean image and its corresponding adversarial sample as different representations of the same data, and then maximizes their feature similarity in the middle layer. Compared with [12], we do not use negative sample pairs. In order to verify the effectiveness of our proposed approach, we conduct extensive experiments on PASCAL VOC and MS-COCO datasets across one-stage detector YOLO-V3 [21] and two-stage detector FASTER-RCNN-FPN [14].

The contribution of this paper includes two aspects: *i*) we propose to guide the output of middle layer in detector to strengthen adversarial training, and propose two feature alignment methods based on knowledge distillation and self-supervised learning; *ii*) on the benchmarks of object detection, we obtain higher clean AP and robustness than existing works across different detectors.

## 2. OUR APPROACH



**Fig. 1.** The structure of feature alignment, consisting of KDFA and SSFA module.

In this section, we first revisit the basic form of adversarial training. Then we analyze the advantage of guiding middle-layer feature and introduce our KDFA and SSFA module. Finally, we introduce evaluation methods of clean AP and robustness.

### 2.1. Adversarial Training

Adversarial training is proposed by Goodfellow et al.[2], and can be formulated as follows:

$$\min_{\theta} \sum_i ((1 - \alpha) * \max_{\delta \in \Delta} \ell(f_{\theta}(x_i + \delta), y_i) + \alpha * \ell(f_{\theta}(x_i), y_i)) \quad (1)$$

where  $f$ ,  $\theta$ ,  $\ell$  denote the deep learning model, the parameter of model and the proxy loss function, and  $x_i, y_i, \delta, \Delta$  are the clean sample, the label of sample, the disturbances added to clean sample and the upper bound of disturbances.

### 2.2. Feature Alignment of Middle Layer

Considering that object detection network is often deeper and more complex than classification network, the adversarial training will be more difficult. We think this is one of the causes that the clean AP of detector drops significantly after adversarial training in the work of Zhang et al. [13]. Another reason may be the catastrophic overfitting phenomenon. Re-viewing the Spectral Analysis of Unstability proposed by Szegedy et al.[1], the unstability of network can be expressed by the Lipschitz constant of each layer, which can be formulated as follows:

$$\|f(x) - f(x + \delta)\| \leq \prod_{k=1}^K L_k \|\delta\| \quad (2)$$

$$\|f_{mid}(x) - f_{mid}(x + \delta)\| \leq \prod_{k=1}^M L_k \|\delta\|$$

where  $L_k$  is the the upper Lipschitz constant of layer  $k$ , and  $f_{mid}(x)$  denotes the output of middle layer. In this paper, the last layer of backbone is set as the  $M$ th layer.

By imposing constraints,  $f_{mid}(x + \delta)$  can be approximately equal to  $f_{mid}(x)$  or  $f_{tmid}(x)$ , where  $f_t$  denotes the teacher network. We define the process of guiding  $f_{mid}(x + \delta)$  equal to another prior features as **Feature Alignment (FA)**. FA can reduce the unstability of network before  $M$ th layer, thereby reducing the probability of adversarial examples. When using FA, the alignment can guide the learning of the network before  $M$ th layer to generate more effective features, and effective features are conducive to the learning of the network after  $M$ th layer.

The structure of FA is shown in Fig.1. **KDFA** is the case that guiding  $f_{mid}(x + \delta)$  equals to  $f_{tmid}(x)$ . We use the detector trained on the clean dataset as the teacher network, of which feature representation outputted by the middle layer on the clean data can be a good prior knowledge. **SSFA** is the case that guiding  $f_{mid}(x + \delta)$  equals to  $f_{mid}(x)$ , which uses the prior knowledge that clean pictures and their corresponding adversarial examples should have the same feature representation. In addition, considering for each sample, the dimension of output feature is  $W * H * C$ , which is a high-dimensional feature representation, and the features may be noisy or redundant. In our work, we project such a high-dimensional feature into a low-dimensional manifold. Specifically, we use average-pooling as the feature projection operator, so the low-dimensional manifold is a  $C$ -dimensional feature. Then FA is achieved by maximizing their feature similarity in the middle layer. Inspired by the idea of stop-grad in SimSiam [20], when calculating the feature representation of the clean picture in student network, we do not keep the calculation graph.

Adversarial training with FA can be formulated as follows:

| model performance |          | YOLO-V3     |        |              | FASTER-RCNN-FPN |        |              |              |
|-------------------|----------|-------------|--------|--------------|-----------------|--------|--------------|--------------|
|                   |          | clean AP    | adv AP | ac AP        | clean AP        | adv AP | ac AP        |              |
| VOC               | standard | 0.780       | 0.086  | 0.433        | 0.835           | 0.069  | 0.452        |              |
|                   | PGD-1    | AT          | 0.724  | 0.201        | 0.463           | 0.834  | 0.076        | 0.455        |
|                   |          | KDFA        | 0.739  | 0.217        | 0.478           | 0.833  | 0.133        | 0.483        |
|                   |          | SSFA        | 0.730  | 0.189        | 0.460           | 0.833  | 0.125        | 0.479        |
|                   |          | KDFA + SSFA | 0.745  | 0.217        | <b>0.481</b>    | 0.834  | 0.168        | <b>0.501</b> |
|                   | PGD-2    | AT          | 0.665  | 0.217        | 0.441           | 0.824  | 0.236        | 0.530        |
|                   |          | KDFA        | 0.702  | 0.240        | 0.471           | 0.828  | 0.273        | 0.551        |
|                   |          | SSFA        | 0.693  | 0.221        | 0.457           | 0.829  | 0.267        | 0.548        |
|                   |          | KDFA + SSFA | 0.712  | 0.241        | <b>0.477</b>    | 0.832  | 0.286        | <b>0.559</b> |
|                   | PGD-3    | AT          | 0.604  | 0.201        | 0.403           | 0.822  | 0.137        | 0.480        |
|                   |          | KDFA        | 0.672  | 0.240        | 0.456           | 0.823  | 0.217        | 0.520        |
|                   |          | SSFA        | 0.653  | 0.223        | 0.438           | 0.824  | 0.190        | 0.507        |
| KDFA + SSFA       |          | 0.677       | 0.241  | <b>0.459</b> | 0.825           | 0.260  | <b>0.543</b> |              |

**Table 1.** Evaluation results on PASCAL VOC. AT is vanilla adversarial training.

$$\begin{aligned}
\min_{\theta} \sum_i (1 - \alpha) * \max_{\delta \in \Delta} \ell(f_{\theta}(x_i + \delta), y_i) + \alpha * \ell(f_{\theta}(x_i), y_i) \\
+ \beta * (1 - \text{cos\_sim}(f_{mid}(x_i + \delta), f_{mid}(x_i))) \\
+ \gamma * (1 - \text{cos\_sim}(f_{mid}(x_i + \delta), f_{tmid}(x_i))) \quad (3)
\end{aligned}$$

where  $\text{cos\_sim}$  denotes the cos similarity, which can be expressed as  $\text{cos\_sim}(x, y) = x^T y / \|x\| \|y\|$ .

### 2.3. PGD attack

In order to verify our approach, we use the powerful attack PGD [6] to test the robustness of detector. The  $k$ -step PGD (PGD- $k$ ) can be formulated as follows:

$$x^{t+1} = \text{Proj}_{x+\mathcal{S}} \left( x^t + \frac{\varepsilon}{k} \text{sgn}(\nabla_{x^t} \ell(f_{\theta}(x^t), y)) \right) \quad (4)$$

where  $\varepsilon$  denotes the total adversarial budget,  $k$  and  $\frac{\varepsilon}{k}$  are the PGD steps and step size.

In this paper, the  $\varepsilon$  is set to 0.03 when testing the adversarial robustness of detector. The AP we use is COCO-style AP at the IoU threshold of 0.5. Given that the different performance of detector under different PGD- $k$  attack, We use the average adversarial AP under different steps (1, 3, 5, 10) as the adversarial precision, and denote it as **advAP**. Then, the mean of advAP and clean AP is used to evaluate the performance of detector, and we denote it as **acAP**.

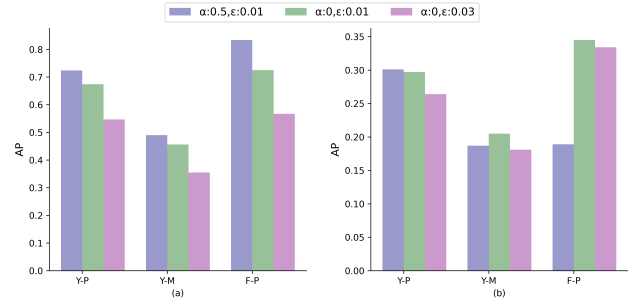
## 3. EXPERIMENTS

### 3.1. Experiment and Implementation Details

We evaluate our approach on PASCAL VOC and MS-COCO. The PASCAL VOC training set uses the combination of 2007

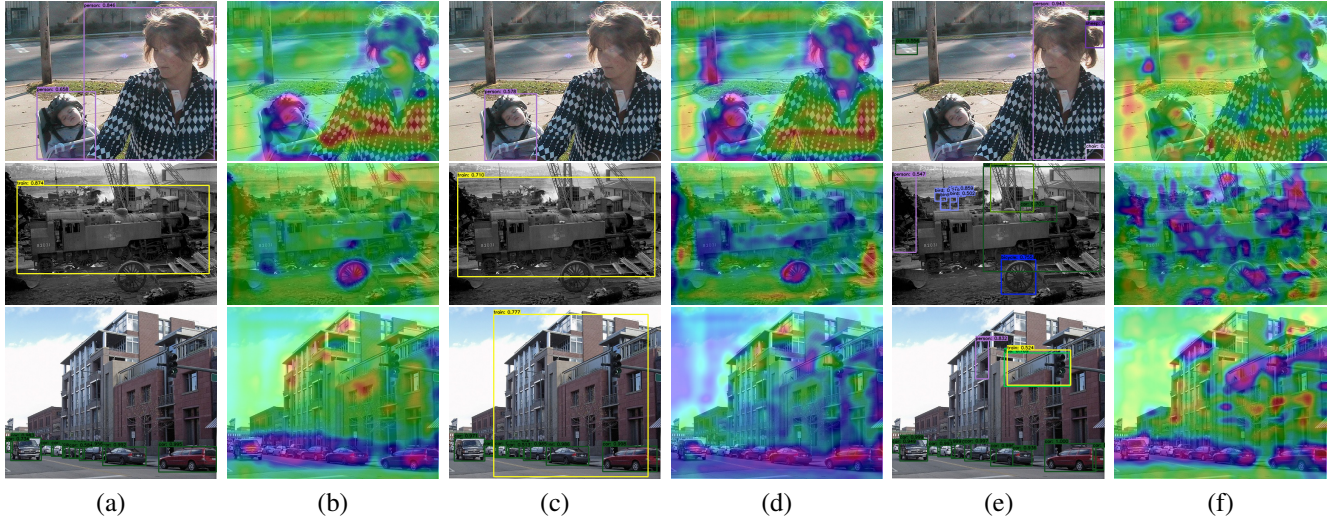
and 2012 *trainval*, and the test set uses the 2007 *test*. The MS-COCO training set uses *train + valminusminival* 2014, and the test set uses *minival* 2014.

The detectors we use are the one-stage detector (YOLO-V3) and two-stage detector (FASTER-RCNN-FPN with ResNet-50 as backbone). The  $M$ th layer in YOLO-V3 is the last layer of Darknet-53. For FASTER-RCNN-FPN it is the last layer of Resnet-50. In adversarial training, the optimizer and hyper-parameter settings are consistent with the normal training.



**Fig. 2.** Model performance trained with PGD-1 under different  $\alpha$  and  $\varepsilon$ . (a) is the performance on clean dataset, and (b) is the performance under PGD-1 attack with 0.03 budget. Y-P is YOLO-V3 on PASCAL VOC and Y-M is YOLO-V3 on MS-COCO. F-P is FASTER-RCNN-FPN on PASCAL VOC.

In order to determine the basic form of adversarial training, we conduct experiments with different  $\alpha$  and  $\varepsilon$  in **vanilla adversarial training (without FA module)**. The results trained with single step PGD are shown in Fig.2. It can be observed that smaller  $\varepsilon$  can achieve better result on clean AP and advAP when  $\alpha = 0$ . It may be due to the catastrophic overfitting phenomenon, when large  $\varepsilon$  is used in PGD-1 training. And when  $\varepsilon = 0.01$ ,  $\alpha = 0.5$  can achieve higher clean



**Fig. 3.** Detection results and feature visualization. (a),(c),(e) are detection results, and (b),(d),(f) are feature visualization. (a) and (b) are results trained with SSFA+KDFA. (c) and (d) are results trained with vanilla adversarial training. (e) and (f) are results trained with standard setting.

AP than  $\alpha = 0$ . Therefore, we set  $\varepsilon = 0.01, \alpha = 0.5$  in next experiments.

When conducting experiments with FA,  $\beta = 10, \gamma = 10$  are set for YOLO-V3,  $\beta = 1, \gamma = 1$  for FASTER-RCNN-FPN. We update the gradient of the network parameters at the first iteration of generation of adversarial samples, and keep the the output of middle feature layer which is used for SSFA. In addition, in order to quickly improve the robustness on the basis of reducing the drop in clean AP, we first train a based model on the clean dataset for adversarial training, which can accelerate the convergence of training. This based model also serves as the teacher network in KDFA.

### 3.2. Results on PASCAL VOC and MS-COCO

On PASCAL VOC, we use different PGD steps (1,2,3) with a fixed step size of 0.01 in adversarial training. The experimental results are shown in Table 1. It is observed that our KDFA + SSFA method can improve acAP over standard training and vanilla adversarial training significantly, and consistently for different setting of adversarial training. In addition, the proposed approach demonstrates the applicability across one-stage and two-stage detector. When using PGD-2 in adversarial training, FASTER-RCNN-FPN achieves an acAP score 10.7% higher than standard training. When using PGD-3 in adversarial training, YOLO-V3 and FASTER-RCNN-FPN both achieve a higher acAP score at least 5% than vanilla adversarial training.

On MS-COCO, the results of YOLO-V3 trained with PGD-1 under PGD attack are shown as Table 2. It further demonstrates the effectiveness of our approach on improving clean AP and robustness.

| AP          | clean AP | adv AP | ac AP        |
|-------------|----------|--------|--------------|
| standard    | 0.545    | 0.065  | 0.305        |
| AT          | 0.49     | 0.089  | 0.290        |
| KDFA        | 0.506    | 0.110  | 0.308        |
| SSFA        | 0.499    | 0.103  | 0.301        |
| KDFA + SSFA | 0.510    | 0.120  | <b>0.315</b> |

**Table 2.** YOLO-V3 trained with PGD-1 on MS-COCO

### 3.3. Feature visualization

To better understand the effect of FA, we visualize the feature of  $M$ th layer of FASTER-RCNN-FPN with Grad-CAM [22]. Visualization of test examples under PGD-1 attack ( $\varepsilon = 0.03$ ) are shown as Fig.3. It is observed that our approach and vanilla adversarial training can help to reduce FP and FN than standard training. Our approach can further reduce FN, FP and increase confidence of TP than vanilla adversarial training. In feature visualization results, we find that FA can generate more effective features, which focus more on objects.

## 4. CONCLUSIONS

In this paper, we propose that feature alignment of middle layer can strengthen adversarial training in object detection. Then we propose two feature alignment module based on knowledge distillation and self-supervised learning, which can guide the network to generate more effective features. On PASCAL VOC and MS-COCO, our approach obtains higher clean AP and robustness than vanilla adversarial training.

## 5. REFERENCES

- [1] Christian Szegedy, Wojciech Zaremba, Ilya Sutskever, Joan Bruna, Dumitru Erhan, Ian J. Goodfellow, and Rob Fergus, "Intriguing properties of neural networks," in *International Conference on Learning Representations*, 2014.
- [2] Ian J. Goodfellow, Jonathon Shlens, and Christian Szegedy, "Explaining and harnessing adversarial examples," in *International Conference on Learning Representations*, 2015.
- [3] C. Xie, J. Wang, Z. Zhang, Y. Zhou, L. Xie, and A. Yuille, "Adversarial examples for semantic segmentation and object detection," in *2017 IEEE International Conference on Computer Vision (ICCV)*, 2017.
- [4] Yuezun Li, Daniel Tian, Ming-Ching Chang, Xiao Bian, and Siwei Lyu, "Robust adversarial perturbation on deep proposal-based models," in *British Machine Vision Conference 2018*. 2018, BMVA Press.
- [5] Xingxing Wei, Siyuan Liang, Ning Chen, and Xiaochun Cao, "Transferable adversarial attacks for image and video object detection," in *Proceedings of the Twenty-Eighth International Joint Conference on Artificial Intelligence, IJCAI-19*. 7 2019, International Joint Conferences on Artificial Intelligence Organization.
- [6] Aleksander Madry, Aleksandar Makelov, Ludwig Schmidt, Dimitris Tsipras, and Adrian Vladu, "Towards deep learning models resistant to adversarial attacks," in *International Conference on Learning Representations*. 2018, OpenReview.net.
- [7] Ali Shafahi, Mahyar Najibi, Mohammad Amin Ghiasi, Zheng Xu, John Dickerson, Christoph Studer, Larry S Davis, Gavin Taylor, and Tom Goldstein, "Adversarial training for free!," in *Advances in Neural Information Processing Systems*, 2019.
- [8] Eric Wong, Leslie Rice, and J. Zico Kolter, "Fast is better than free: Revisiting adversarial training," in *International Conference on Learning Representations*, 2020.
- [9] Haichao Zhang and Jianyu Wang, "Defense against adversarial attacks using feature scattering-based adversarial training," in *Advances in Neural Information Processing Systems*, 2019.
- [10] Dan Hendrycks, Mantas Mazeika, Saurav Kadavath, and Dawn Song, "Using self-supervised learning can improve model robustness and uncertainty," in *Advances in Neural Information Processing Systems*, 2019.
- [11] Maksym Andriushchenko and Nicolas Flammarion, "Understanding and improving fast adversarial training," *CoRR*, vol. abs/2007.02617, 2020.
- [12] Minseon Kim, Jihoon Tack, and Sung Ju Hwang, "Adversarial self-supervised contrastive learning," *CoRR*, vol. abs/2006.07589, 2020.
- [13] H. Zhang and J. Wang, "Towards adversarially robust object detection," in *2019 IEEE/CVF International Conference on Computer Vision (ICCV)*, 2019.
- [14] T. Lin, P. Dollár, R. Girshick, K. He, B. Hariharan, and S. Belongie, "Feature pyramid networks for object detection," in *2017 IEEE Conference on Computer Vision and Pattern Recognition (CVPR)*, 2017.
- [15] Geoffrey E. Hinton, Oriol Vinyals, and Jeffrey Dean, "Distilling the knowledge in a neural network," *CoRR*, vol. abs/1503.02531, 2015.
- [16] Adriana Romero, Nicolas Ballas, Samira Ebrahimi Kahou, Antoine Chassang, Carlo Gatta, and Yoshua Bengio, "Fitnets: Hints for thin deep nets," in *International Conference on Learning Representations*, 2015.
- [17] T. Wang, L. Yuan, X. Zhang, and J. Feng, "Distilling object detectors with fine-grained feature imitation," in *2019 IEEE/CVF Conference on Computer Vision and Pattern Recognition (CVPR)*, 2019.
- [18] K. He, H. Fan, Y. Wu, S. Xie, and R. Girshick, "Momentum contrast for unsupervised visual representation learning," in *2020 IEEE/CVF Conference on Computer Vision and Pattern Recognition (CVPR)*, 2020.
- [19] Ting Chen, Simon Kornblith, Mohammad Norouzi, and Geoffrey E. Hinton, "A simple framework for contrastive learning of visual representations," *CoRR*, vol. abs/2002.05709, 2020.
- [20] Xinlei Chen and Kaiming He, "Exploring simple siamese representation learning," *CoRR*, vol. abs/2011.10566, 2020.
- [21] Joseph Redmon and Ali Farhadi, "Yolov3: An incremental improvement," *CoRR*, vol. abs/1804.02767, 2018.
- [22] Ramprasaath R. Selvaraju, Abhishek Das, Ramakrishna Vedantam, Michael Cogswell, Devi Parikh, and Dhruv Batra, "Grad-cam: Why did you say that? visual explanations from deep networks via gradient-based localization," *CoRR*, vol. abs/1610.02391, 2016.