

Complementary probe of dark matter blind spots by lepton colliders and gravitational waves

Yan Wang,^{1,2,*} Chong Sheng Li,^{3,4,†} and Fa Peng Huang^{5,6,‡}

¹*College of Physics and Electronic Information,*

Inner Mongolia Normal University, Hohhot 010022, China

²*Inner Mongolia Key Laboratory for Physics and Chemistry of Functional Materials,*

Inner Mongolia Normal University, Hohhot, 010022, China

³*School of Physics and State Key Laboratory of Nuclear Physics and Technology,*

Peking University, Beijing 100871, China

⁴*Center for High Energy Physics, Peking University, Beijing 100871, China*

⁵*MOE Key Laboratory of TianQin Mission,*

TianQin Research Center for Gravitational Physics & School of Physics and Astronomy,

Frontiers Science Center for TianQin,

CNSA Research Center for Gravitational Waves,

Sun Yat-sen University (Zhuhai Campus), Zhuhai 519082, China

⁶*Department of Physics and McDonnell Center for the Space Sciences,*

Washington University, St.Louis, MO 63130, USA

Abstract

We study how to unravel the dark matter blind spots by phase transition gravitational waves in synergy with collider signatures at electroweak one-loop level taking the inert doublet model as an example. We perform a detailed Monte Carlo study at the future lepton colliders in the favored parameter space, which is consistent with current dark matter experiments and collider constraints. Our studies demonstrate that the Circular Electron Positron Collider and other future lepton colliders have the potential to explore the dark matter blind spots.

* wangyan@imnu.edu.cn

† csli@pku.edu.cn

‡ Corresponding author. huangfp8@sysu.edu.cn

I. INTRODUCTION

In recent years, there is a growing number of cosmological and astrophysical evidence on the existence of the mysterious dark matter (DM) including the galaxy rotation curve, the precise cosmic microwave background spectrum, the bullet cluster collision, the gravitational lensing effects, and so on [1]. However, the absence of DM signals at the DM direct search and LHC has almost pushed DM parameter space to the blind spots, where the coupling between DM and the standard model (SM) particles is too small to be detected directly in the DM detectors. This situation may point us towards some new approaches to explore these DM parameter spaces, such as the future gravitational wave (GW) experiments and the future lepton colliders. After the discovery of GW by LIGO, GW becomes a novel and realistic approach to understand and explore the fundamental physics, including the mysterious DM. Meanwhile, the proposed future lepton colliders may also help to unravel the DM nature due to their clean backgrounds and high sensitivity.

In this work, we revise the well-studied inert doublet model (IDM) [2], which can provide natural DM candidates [2, 3]. The current DM direct search has constrained the Higgs-DM coupling to be very small. The DM direct search might be difficult to observe the possible DM signals. However, the inert scalars including the DM could trigger a strong first-order phase transition (SFOPT) and produce the phase transition GWs. Meanwhile, they could modify the Higgs-Z boson coupling and the triple Higgs coupling through loop effects. These modifications could be exploited by the precise measurements of the process $e^+e^- \rightarrow hZ$ with its various decay channels at future lepton colliders, such as Circular Electron Positron Collider (CEPC) [4, 5], Future Circular Collider (FCC-ee) [6], and International Linear Collider (ILC) [7]. In this work, we focus on the detailed Monte Carlo (MC) simulations of the lepton collider signals up to one-loop level in complement to the corresponding GW signals induced by this DM model. The details of SFOPT and collider simulations are given in the Appendixes A and B.

The work is organized as the following: In section II, we review the IDM, the DM blind spots from various constraints and the condition of a SFOPT. The detailed discussions of the phase transition GW spectra are given in section III. Then we focus on the MC simulations of the signals at future lepton colliders at the one-loop level in section IV. Lastly, the conclusion is given in section V.

II. DARK MATTER AND STRONG FIRST-ORDER PHASE TRANSITION IN THE INERT DOUBLET MODEL

The well-studied IDM could provide a natural DM candidate and improve the naturalness [2, 3]. This model could also produce a SFOPT [8]. The tree-level scalar potential at zero temperature of the IDM can be written as the following:

$$V = \mu_1^2 |\Phi|^2 + \mu_2^2 |\eta|^2 + \frac{1}{2} \lambda_1 |\Phi|^4 + \frac{1}{2} \lambda_2 |\eta|^4 + \lambda_3 |\Phi|^2 |\eta|^2 + \lambda_4 |\Phi^\dagger \eta|^2 + \frac{1}{2} \{ \lambda_5 (\Phi^\dagger \eta)^2 + h.c. \} , \quad (1)$$

where Φ is the SM Higgs doublet and η is the inert doublet. The vacuum stability puts the conditions [2, 3]

$$\lambda_1 > 0, \lambda_2 > 0, \sqrt{\lambda_1 + \lambda_2} + \lambda_3 > 0, \lambda_3 + \lambda_4 \pm |\lambda_5| > 0 . \quad (2)$$

At zero temperature, the two doublet scalar fields can be expanded as

$$\Phi = \begin{pmatrix} G^+ \\ \frac{1}{\sqrt{2}}(h + v + iG^0) \end{pmatrix}, \quad \eta = \begin{pmatrix} H^+ \\ \frac{1}{\sqrt{2}}(H + iA) \end{pmatrix}, \quad (3)$$

where SM Higgs boson h has 125 GeV mass and the vacuum expectation value (VEV) $v = 246$ GeV. G^+ and G^0 are the Nambu-Goldstone bosons. At zero temperature, the scalar masses can be obtained as

$$m_h^2 = \lambda_1 v^2, \quad (4)$$

$$m_H^2 = \mu_2^2 + \frac{1}{2}(\lambda_3 + \lambda_4 + \lambda_5)v^2, \quad (5)$$

$$m_A^2 = \mu_2^2 + \frac{1}{2}(\lambda_3 + \lambda_4 - \lambda_5)v^2, \quad (6)$$

$$m_{H^\pm}^2 = \mu_2^2 + \frac{1}{2}\lambda_3 v^2 . \quad (7)$$

These new inert scalars could contribute to the modification of the T parameter ΔT , which could be approximated as

$$\Delta T \simeq \frac{1}{6\pi e^2 v^2} (m_{H^\pm} - m_H)(m_{H^\pm} - m_A) . \quad (8)$$

If $m_A^2 = m_{H^\pm}^2$ or $m_H^2 = m_{H^\pm}^2$, $\Delta T \simeq 0$. A simple and natural way to avoid large T parameter deviation ΔT is to assume $m_A^2 = m_{H^\pm}^2$. To satisfy this condition, one assumes

$$\lambda_4 = \lambda_5 < 0, \quad \lambda_3 > 0 , \quad (9)$$

which would be consistent with all the constraints from electroweak precise measurements, DM direct searches and the collider data. The T parameter constraint does not require the signs of these couplings. Thus, the choices of these signs are just for simplicity and for the constraints from the DM direct searches and the collider data, as in Ref. [8]. Therefore, we have degenerated pseudoscalar and charged scalar masses

$$m_A^2 = m_{H^\pm}^2 = \mu_2^2 + \frac{1}{2}\lambda_3 v^2 . \quad (10)$$

Under the above assumptions, the particle H ($m_H^2 = \mu_2^2 + \lambda_L v^2$) is the lightest particle and can be the natural DM candidate [2, 3]. And the DM-Higgs boson coupling is defined as $\lambda_L = (\lambda_3 + \lambda_4 + \lambda_5)/2$. The loop correction does not change our results since ΔT is very small by assuming $m_A^2 = m_{H^\pm}^2$. And DM constraint has a slight modification after including the loop correction.

However, the DM direct search has put strong constraints on this DM-Higgs coupling for different DM masses. For example, the XENON1T data have pushed the DM-nucleon spin-independent elastic scatter cross section up to $\sigma_{\text{SI}} = 4.1 \times 10^{-47} \text{ cm}^2$ for about 30 GeV DM mass at 90% confidence level [9]. These constraints almost reach the blind spots of the IDM, which means the DM-Higgs coupling λ_L should be extremely small. The favored channel is the Higgs funnel region, where the DM mass is about half of the Higgs boson mass ($m_H \simeq m_h/2$). For this Higgs funnel region, we can estimate the cross section as

$$\sigma_{\text{SI}} \simeq \frac{\lambda_L^2 f_N^2}{\pi} \left(\frac{m_N^2}{m_H m_h^2} \right)^2 \quad (11)$$

with $f_N \simeq 0.3$. Here, we first do some simple estimations using the above equation to get the constraint of DM-Higgs coupling from the DM direct search. Here and after, we use *micrOMEGAs* [10] to do the precise calculations. We show the constraint below

$$\lambda_L \lesssim 0.003 . \quad (12)$$

These blind spots are difficult for future direct observation of DM signal at DM direct search experiments. In this work, we study how to use future lepton colliders in synergy with GW to explore the DM blind spots. The corresponding DM relic abundance for the blind spots of the Higgs funnel region should satisfy the Plank 2018 result [11]:

$$\Omega_{\text{DM}} h^2 = 0.11933 \pm 0.00091 . \quad (13)$$

Since the DM mass is about half of the Higgs mass, the dominant DM annihilation process is the Higgs-mediated s channel $HH \rightarrow h \rightarrow W^{\pm*}W^{\mp}$ with off-shell W boson, namely, the ratio of the channel's contribution is about 52%. The second important channel is the $HH \rightarrow h \rightarrow b\bar{b}$ with the contribution about 32%. We use the *micrOMEGAs* [10] to precisely calculate the DM relic abundance including the important resonant effects.

Besides the still allowed DM candidate in the blind spots, the IDM in the blind spots could also trigger a SFOPT, which can further produce phase transition GW signals, and have a possibility to explain the electroweak baryogenesis. When $\lambda_3, \lambda_4, \lambda_5$ are $\mathcal{O}(1)$, a SFOPT can be triggered [8, 12–22]. The subtle point is the cancellation between the three couplings, which can make the DM-Higgs coupling very small to satisfy the DM direct search. We show the detailed discussions of the phase transition in Appendix A.

Numerically, we use the package *micrOMEGAs* [10] to consider all the precise constraints from DM relic abundance $\Omega_{\text{DM}}h^2$, DM direct search σ_{SI} , collider constraints [23], and use *CosmoTransitions* [24] to calculate the phase transition dynamics. Taking all the above discussions into consideration, we choose the following benchmark point $m_h = 125$ GeV, $m_A = m_{H^\pm} = 300$ GeV, $m_H = 62.66$ GeV, $\mu_2 = 61.69$ GeV, which corresponds to $\lambda_L = (m_H^2 - \mu_2^2)/v^2 = 0.002^1$. This benchmark point set can explain the whole DM and satisfy the DM direct search. Taking this set of benchmark points, the relic density, DM direct search, collider constraints and a SFOPT can be satisfied simultaneously.

III. GRAVITATIONAL WAVE SPECTRA

There are three well-known sources to produce phase transition GWs during a SFOPT, namely, sound wave, turbulence and bubble wall collisions. For most particle physics models beyond the SM, the dominant source is the sound wave mechanism, which usually produces more significant and long-lasting signal [26–28] compared to turbulence and bubble wall collisions. To obtain the GW spectra, we need to calculate the phase transition dynamics, which is quantified by several phase transition parameters. We can calculate these parameters from the finite-temperature effective potential V_{eff} , which is given in the appendix A. The first parameter is the phase transition strength parameter α . There are several different

¹ For this benchmark point set, $\lambda_4 = \lambda_5 \approx -1.4$, $\lambda_3 \approx 2.8$. Substituting these values in the unitarity conditions given in Appendix A of Ref. [25], we find the unitarity bound is satisfied.

definitions of α , and we use the conventional definition below

$$\alpha = \frac{\Delta V_{\text{eff}} - T \frac{\partial \Delta V_{\text{eff}}}{\partial T}}{\rho_R}, \quad (14)$$

where $\rho_R = \pi^2 g_{\text{eff}} T_+^4/30$. T_+ should be the temperature of the plasma surrounding the bubbles where GWs have been produced. It is important to choose the correct T_+ [29], which is usually chosen as the nucleation temperature T_n (At T_n , one bubble is nucleated in one Hubble radius.) or the percolation temperature T_p (At T_p , about 34% of false vacuum has been converted to true vacuum and a large numbers of bubbles have collided and percolated.). The phase transition strength parameters calculated at the nucleation temperature T_n and the percolation temperature T_p are denoted by α_n and α_p , respectively. The second parameter is the mean bubble separation R_* , which is given by

$$R_* = n_b^{-1/3}, \quad (15)$$

where n_b is the bubble number density [30].

From the recent numerical simulations [26–28], the simulated GW spectrum from the sound wave can be written as

$$h^2 \Omega_{\text{sw}}(f) \simeq 1.64 \times 10^{-6} (H_* \tau_{\text{sw}}) (H_* R_*) K^2 \left(\frac{100}{g_*} \right)^{1/3} (f/f_{\text{sw}})^3 \left(\frac{7}{4 + 3(f/f_{\text{sw}})^2} \right)^{7/2}, \quad (16)$$

with the peak frequency

$$f_{\text{sw}} \simeq 2.6 \times 10^{-5} \text{ Hz} \frac{1}{H_* R_*} \left(\frac{T_*}{100 \text{ GeV}} \right) \left(\frac{g_*}{100} \right)^{1/6}. \quad (17)$$

τ_{sw} is the sound wave duration time,

$$\tau_{\text{sw}} = \min \left[\frac{1}{H_*}, \frac{R_*}{\bar{U}_f} \right], \quad (18)$$

and the kinetic energy fraction

$$K = \frac{\kappa_v \alpha}{1 + \alpha}. \quad (19)$$

H_* is the Hubble parameter at T_* . The efficiency parameter κ_v is the fraction of vacuum energy converted into the fluid bulk kinetic energy. The root-mean-square fluid velocity \bar{U}_f^2 is approximated as [28, 31, 32]

$$\bar{U}_f^2 \approx \frac{3}{4} K. \quad (20)$$

The duration time τ_{sw} determines whether the sound wave spectrum is suppressed or not. Qualitatively, for $H_* \tau_{\text{sw}} < 1$, the GW spectrum is suppressed by a factor of $H_* R_* / \bar{U}_f$,

namely, $\Omega_{\text{sw}} \propto K^{3/2}$. In the opposite direction, there is no suppression, and the GW spectrum scales as $\Omega_{\text{sw}} \propto K^2$.

Many models predict the suppressed sound wave spectrum, and hence the contributions from turbulence and bubble collisions might not be negligible. The GW spectrum from turbulence is still controversial [31, 33–35] and we use the following formula as an estimation [36, 37]:

$$h^2 \Omega_{\text{turb}}(f) \simeq 1.14 \times 10^{-4} H_* R_* \left(\frac{\kappa_{\text{turb}} \alpha}{1 + \alpha} \right)^{3/2} \left(\frac{100}{g_*} \right)^{1/3} \frac{(f/f_{\text{turb}})^3}{(1 + f/f_{\text{turb}})^{11/3} (1 + 8\pi f/H_*)}. \quad (21)$$

The efficiency factor κ_{turb} is given by the recent simulations [27]. The Hubble rate at T_* is given by

$$H_* = 1.65 \times 10^{-5} \text{ Hz} \left(\frac{T_*}{100 \text{ GeV}} \right) \left(\frac{g_*}{100} \right)^{1/6}. \quad (22)$$

Thus, we can obtain the peak frequency of turbulence f_{turb}

$$f_{\text{turb}} \simeq 7.91 \times 10^{-5} \text{ Hz} \frac{1}{H_* R_*} \left(\frac{T_*}{100 \text{ GeV}} \right) \left(\frac{g_*}{100} \right)^{1/6}. \quad (23)$$

To obtain more reliable GW spectra, we need to first know the bubble wall velocity and energy budget which are explicitly model dependent. The GW spectra strongly depend on the bubble wall velocity. Most of the previous studies on the GW spectra in a given new physics model just take the bubble wall velocity as an input parameter. Explicitly, the bubble wall velocity is determined by the friction force of thermal plasma acting on the bubble wall. The friction force is further determined by the deviation of massive particle populations from the thermal equilibrium. Here, we estimate a more realistic bubble wall velocity as $v_b = 0.3$ based on the Refs. [38, 39], where the friction force is similar to the SM case. The precise calculations of the bubble wall velocity for a given new physics model are complicated, which is beyond the scope of this paper. We notice that this model is similar to the model discussed in Refs. [38, 39], and hence choose the approximated values as in these references. This bubble wall velocity is smaller than the sound speed $v_s = \sqrt{3}/3$, and thus this case belongs to the deflagration mode, which can be further used to successfully explain the electroweak baryogenesis. For the energy budget, the model-independent formula is used in most of the previous studies. The model-dependent studies find that there are modifications of the energy budget considering more realistic sound speed in the broken phase and symmetric phase during a SFOPT [40, 41]. However, the phase transition strength is weak and the

corresponding correction of the energy budget is not significant in this work [40, 41]. We can still use the model-independent energy budget formula as an estimation.

We could first give some qualitative discussions on our predictions of the GW spectra. In our previous work [29], we classified the SFOPT into four cases. This model belongs to the weakest type, namely, the slight supercooling, which corresponds to $\alpha_p \leq 0.1$. In this case, α_n can be a good approximation to α_p since $\alpha_p - \alpha_n \ll 0.1$. For slight supercooling, the GW signal is too weak and difficult to be detected by the Laser Interferometer Space Antenna (LISA) [31]. The signal may be within the sensitivity of Ultimate-Decihertz Interferometer Gravitational wave Observatory (U-DECIGO) [42], and big bang observer (BBO) [43].

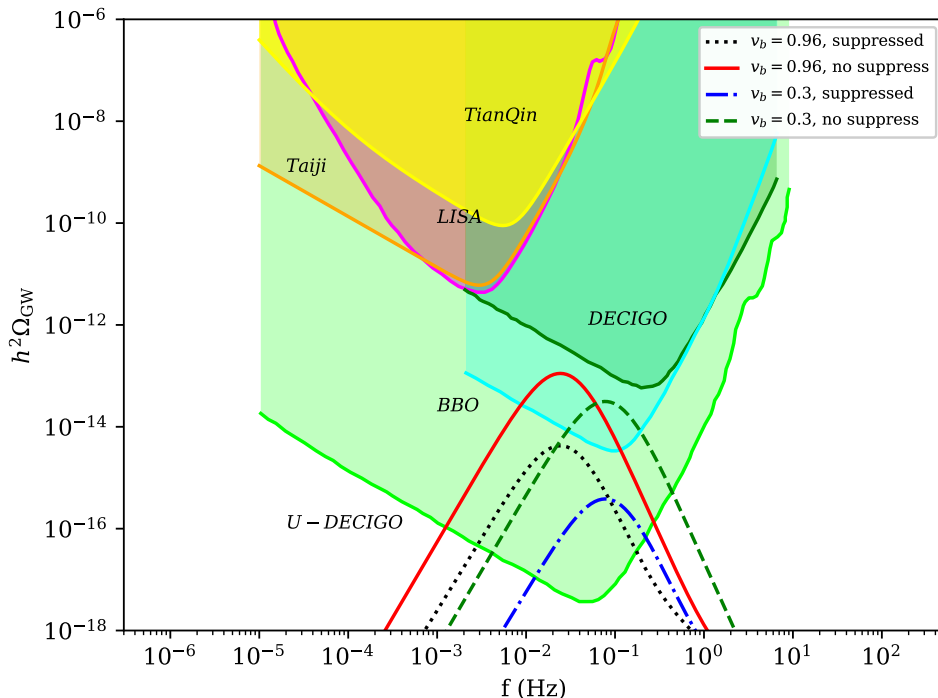


FIG. 1. The GW spectra for IDM. The colored regions represent the expected sensitivities of the future GW experiments. Different lines depict different GW spectra for different bubble wall velocities and sound wave duration.

Combining the above discussions, we show the GW spectra from the three sources in Fig. 1 for the benchmark points. The colored regions represent the expected sensitivity for the future GW experiments, LISA [31, 37, 44, 45], TianQin [46–48], Taiji [49, 50], DECIGO [51,

52], U-DECIGO [42], and BBO [43]. The red line represents the GW spectra for the bubble wall velocity $v_b = 0.96$ without suppression, while the black dotted line depicts the GW spectra for the bubble wall velocity $v_b = 0.96$ with suppression. The blue dash-dotted line and the green dashed line corresponds to the GW spectra with and without suppression for the wall velocity $v_b = 0.3$, respectively. It is obvious that the bubble wall velocity and suppression effects are significant. For our benchmark points in the IDM, our estimation favors the wall velocity $v_b = 0.3$ with suppression effect. Since this type belongs to the slight supercooling case, the GW spectra are too weak to be detected by LISA, Taiji, TianQin, and DECIGO. However, they can reach the sensitivity of U-DECIGO or BBO.

After having the GW spectra of the signal, the detectability of the GW signal needs to be quantified by defining the conventional signal-to-noise ratio (SNR):

$$\text{SNR} = \sqrt{\mathcal{T}_{\text{obs}} \int_{f_{\text{min}}}^{f_{\text{max}}} df \left[\frac{h^2 \Omega_{\text{GW}}(f)}{h^2 \Omega_{\text{det}}(f)} \right]^2}, \quad (24)$$

where \mathcal{T}_{obs} is the total observation time and $h^2 \Omega_{\text{det}}(f)$ is the nominal sensitivity of a given GW experiment configuration to cosmological sources. We simply assume four-years mission duration time with a duty cycle of 75% \mathcal{T}_{obs} , and take $\mathcal{T}_{\text{obs}} \simeq 9.46 \times 10^7$ s, which is guaranteed by the LISA [45]. For the benchmark points with the wall velocity $v_b = 0.3$ and the suppression effect, the SNR is about nine. We can see that U-DECIGO is capable to detect the signals with enough observation time.

It is worth noticing that there are large theoretical uncertainties in the predictions of the GW spectra. In the above discussions, we clarify the dominant uncertainties from model-dependent bubble wall velocity, definition of the phase transition parameters, the suppression effects in sound wave [53], model-dependent kinetic energy fraction, and so on. In Fig. 1, we choose more conservative estimations in our calculations. Considering the large uncertainties and taking progressive estimations, the GW signal could be within the sensitivity of DECIGO and the marginal region of LISA. In a recent study [54], the three-dimensional approach could significantly reduce the uncertainties. We leave the three-dimension study for this IDM in our future work.

IV. PRECISE PREDICTIONS AT FUTURE LEPTON COLLIDERS

The SM hZ leading-order cross section ($e^+e^- \rightarrow hZ \rightarrow \mu^+\mu^-h$) at 240 GeV CEPC is 6.77 fb calculated by *Whizard* 1.95 [55]. At the lepton collider, the Higgs-strahlung process offers an unique opportunity for a model-independent precise measurement of the hZZ coupling strength. At the CEPC [4, 5] with an integrated luminosity of 5.6 ab^{-1} , the precision of σ_{hZ} could achieve about 0.5% with a ten-parameter fit to the CEPC and high luminosity LHC (HL-LHC) data [5], which corresponds to the uncertainty of hZZ coupling 0.25%. The uncertainty could further reach 0.12% with a seven-parameter effective field theory (EFT) fit [56]. At the ILC, the projected uncertainty of hZZ coupling for the ILC EFT analysis could reach 0.18% when combining HL-LHC, 250 GeV ILC and 500 GeV ILC data [57]. At the FCC-ee, combining HL-LHC, 240 GeV and 365 GeV FCC-ee data, the hZZ uncertainty also reach 0.16%. The above measurements are all based on the recoil mass technique to give model-independent constraints, where the Z boson decays to e^+e^- , $\mu^+\mu^-$ or $q\bar{q}$ and the Higgs boson decay final states do not need to be considered. In a specific model, when the Higgs decay mode could be determined, the hZZ coupling could be measured more precisely.

Due to the loop effects of the new particles, the hZZ coupling strength is modified in the IDM. The one-loop electroweak corrections of the hZZ vertex in the IDM are calculated in [58, 59]. In this study, we adopt the one-loop electroweak corrections in the Ref. [59]. After considering the one-loop electroweak radiative effects, the Lorentz structures of the hZZ coupling become [60]:

$$\mathcal{L}_{hZZ} = M_Z^2 \left(\frac{1}{v} + \frac{a_Z}{2\Lambda} \right) Z_\mu Z^\mu h + \frac{b_Z}{2\Lambda} Z_{\mu\nu} Z^{\mu\nu} h + \frac{\tilde{b}_Z}{2\Lambda} Z_{\mu\nu} \tilde{Z}^{\mu\nu} h, \quad (25)$$

where $Z_{\mu\nu} \equiv \partial_\mu Z_\nu - \partial_\nu Z_\mu$ and $\tilde{Z}_{\mu\nu} \equiv \frac{1}{2} \epsilon_{\mu\nu\rho\sigma} Z^{\rho\sigma}$. The detailed expressions of a_Z , b_Z , \tilde{b}_Z can be found in Ref. [59]. The first term is similar to the SM and will affect the total cross section, while the second and the third term will affect final state angular distributions as well as the total cross sections.

We integrate the next-leading-order (NLO) electroweak correction of the hZZ vertex in the $e^+e^- \rightarrow \mu^+\mu^-h$ process in the SM as well as in the IDM into the *Whizard* code. The hZ cross sections with the one-loop contributions to the hZZ coupling at the different center-of-mass energy are listed in Table. I. The deviation of the $e^+e^- \rightarrow \mu^+\mu^-h$ NLO cross section

TABLE I. The electroweak one-loop cross sections for the $e^+e^- \rightarrow \mu^+\mu^-h$ process in the SM model and the IDM model when the center-of-mass energies are 240 GeV and 250 GeV. The parameters are $m_h = 125$ GeV, $m_A = m_{H^\pm} = 300$ GeV, $m_H = 62.66$ GeV, $\mu_2 = 61.69$ GeV.

240 GeV	total σ	$e_L^-e_R^+$	$e_R^-e_L^+$
SM NLO (fb)	6.244	15.203	9.749
IDM NLO (fb)	6.230	15.159	9.750
$\Delta\sigma$	-0.22%	-0.289%	0%
250 GeV			
SM NLO (fb)	6.615	16.158	10.376
IDM NLO (fb)	6.623	16.126	10.375
$\Delta\sigma$	-0.12%	-0.20%	0%

between the IDM and the SM is defined as:

$$\Delta\sigma \equiv (\sigma_{IDM}^{NLO} - \sigma_{SM}^{NLO})/\sigma_{SM}^{NLO}, \quad (26)$$

where σ_{IDM}^{NLO} and σ_{SM}^{NLO} are the cross sections with the electroweak one-loop contributions of the hZZ coupling in the IDM and in the SM. $\Delta\sigma$ is about -0.2% within our benchmark parameters at the 240 GeV. Although the deviation is slight, it still can be searched at the future electron-positron colliders with the model-independent measurements. It is worth noting that the deviation depends on the beam polarization, $\Delta\sigma$ reaches the minimum for the pure left-hand electron and right-hand positron, where ILC could play an important role.

Furthermore, considering that in the above future collider predictions, the common procedure is first to measure the hZ production cross section and the hZZ coupling by the model-independent measurement of the Higgs decay final states with the recoil mass technique. Then, measure the branching ratios of each Higgs decay channel. The precision is sacrificed for the model independence. However, since the deviation of the hZ production cross section in the IDM and SM is very small, it is hard to be distinguished with the above model-independent measurements in those future colliders. In order to suppress the background and increase the measurement significance, we could directly measure the $e^+e^- \rightarrow Zh \rightarrow l^+l^-b\bar{b}$ process to suppress the backgrounds with the explicit Higgs decay

channel $h \rightarrow b\bar{b}$, because in our scenario the Higgs boson decay is considered the same as the SM Higgs. Then, the result will be folded back to the hZ cross section with the SM $h \rightarrow b\bar{b}$ branching ration. In this case, a lot of backgrounds in the model-independent analysis will be exceedingly suppressed, such as two fermion production ($e^+e^- \rightarrow l^+l^-$), as well as four leptonic fermion production $e^+e^- \rightarrow ZZ/WW \rightarrow lll(ll\nu\nu)$ and so on. Thus, the hZZ coupling measurement resolution will increase, comparing with the above predictions in the future colliders. Because we cannot fully simulate the future collider MC analysis, we will perform the fast simulation, analyze with the explicit $h \rightarrow b\bar{b}$ model measurement and recoil mass measurement, respectively. As a comparison, the model-independent measurement for the hZZ coupling is listed in the Appendix B. By comparing two results, we can estimate the hZZ constraints with the full simulation in the future collider. It will be clear that the ability to search the anomalous hZZ coupling at the future Higgs factories will be more greatly enhanced than the above ΔhZZ uncertainties with the model independent method.

We will perform the search for $e^+e^- \rightarrow Zh \rightarrow l^+l^-b\bar{b}$ in the following section and state the recoil mass results in the Appendix B to show the possible measurement accuracy. By comparing two methods, we will understand how much the ΔhZZ uncertainties are improved from the model independent to the model dependent method. Thus, we could estimate the possible uncertainties for the full simulation at the future lepton colliders. The MC events are simulated with the following features:

- The signal events are generated by *Whizard* 1.95 with unpolarized beams at the center-of-mass energy $\sqrt{s} = 240$ GeV, where the one-loop electroweak corrections to the hZZ vertex in the IDM are coded into the *Whizard*.
- All other SM processes are considered as the backgrounds, which are generated by *Whizard* 1.95 at the leading order. The details of the background event generations at the CEPC can be found in Ref. [61]. According to the final-state fermion number, the SM backgrounds are mainly classified into three groups: two fermion case (2f) (include Bhabha, $e^+e^- \rightarrow \mu^+\mu^-/\tau\tau/qq$), four fermion case (4f) (include ZZ/WW /single Z/W production then Z/W decay to fermions and so on), hZ production and other hZ decay channels except the signal.
- The hadronization for the signal and background events are accomplished by *Pythia6* [62]. The bremsstrahlung and ISR effects are also considered for both the signal and the

background processes.

- All the event samples are then simulated with CEPC detector configuration by using the default CEPC detector card in the *Delphes-v3.4.2* [63]. To cluster final particles into jets, the anti- k_t jet algorithm with jet parameter $\Delta R=0.5$ is applied with the *FastJet* package.
- $2\mu^\pm 2b$ or $2e^\pm 2b$ are required in the final states. The b-tagging efficiency is 80%, mistagging rate is 10% for c-quark jet and 0.1% for light quark jets.

A. Preselection

At the first step, a pair of muon or electrons, whose energies are larger than 5 GeV with different signs, are selected. If there are more than two leptons in the event, the lepton pair is selected by minimizing the following χ^2 -function:

$$\chi^2(M_{l+l-}, M_{l+l-}^{\text{rec}}) = (M_{l+l-} - M_Z)^2 + (M_{l+l-}^{\text{rec}} - M_h)^2, \quad (27)$$

where M_{l+l-} is the invariant mass of the lepton pair and M_{l+l-}^{rec} is the recoil mass of the lepton pair, which is defined as:

$$M_{l+l-}^{\text{rec}2} = (\sqrt{s} - E_{l+l-})^2 - |\vec{p}_{l+l-}|^2. \quad (28)$$

A further preselection cut is applied at this stage for choosing the lepton pair: $M_{l+l-} \in [50, 150]$ GeV, $M_{l+l-}^{\text{rec}} \in [50, 160]$ GeV.

After selecting the lepton pair, a photon is identified as the bremsstrahlung or the final state radiation photon from a lepton. If the polar angle of the photon with respect to the lepton $\theta_{l\pm-\gamma}$ is larger than 0.99, the four-momentum of the photon is combined to the lepton.

For the jets, we also require that two b-jets are tagged with the leading jet energy larger than 20 GeV and the nextleading jet energy larger than 5 GeV. If there are more than two b-jets, the χ^2 -function of the $M_{b\bar{b}}$ and $M_{b\bar{b}}^{\text{rec}}$ is also used:

$$\chi^2(M_{b\bar{b}}, M_{b\bar{b}}^{\text{rec}}) = (M_{b\bar{b}} - M_h)^2 + (M_{b\bar{b}}^{\text{rec}} - M_Z)^2, \quad (29)$$

where $M_{b\bar{b}}$ is the invariant mass of the b-jet pair and $M_{b\bar{b}}^{\text{rec}}$ is the corresponding recoil mass.

B. The multivariate analysis method

Two multivariate analysis (MVA) methods based on the gradient boosted decision tree (BDTG) method [64], which is included in TMVA package [65], are used to improve the sensitivity. The first BDTG is trained for the lepton-related variables (MVA_μ) with the signal and all possible background processes to wipe up reducible backgrounds. MVA_μ is trained using the following ten input variables, where the related input variable distributions can be found in Fig. 2:

- the invariant mass of the lepton pair $M_{l^+l^-}$, which should be close to the Z boson mass;
- the transverse momentum of the lepton pair $P_{l^+l^-}^T$ (for the signal, it should peak at about 60 GeV—in contrast, for the background, it is rather flat and widely distributed);
- the polar angle of the lepton pair $\cos \theta_{l^+l^-}$ (the signal Zh events are the typical 2-to-2 production, while two fermion events will prefer the beam region);
- the recoil mass of the lepton pair $M_{l^+l^-}^{\text{rec}}$ (for the signal, it is close to the Higgs boson mass, while it will be close to the Z boson mass in the main backgrounds);
- the visible energy E_{vis} , which is defined as the sum of the energies of all visible final states;
- the opening angle between the two leptons $\cos \theta_{l^+l^-}$;
- the lepton energies E_{l^\pm} ;
- the polar angle of each lepton $\cos \theta_{l^+}$, $\cos \theta_{l^-}$.

Since most of the reducible background will be discarded with the lepton-related MVA cut and other kinematic cuts, the second BDTG is only trained for the jet-related variables (MVA_j), which will be less noise disturbance. The jet-related MVA will only train with the signal and $ZZ \rightarrow l^+l^-b\bar{b}$ process events, which is the main irreducible background. The jet-related MVA is trained using the following six input variables, where the related input variable distributions can be found in Fig. 3:

- the energy of each b-jet E_b ;
- the polar angle of each $\cos\theta_b$;
- the invariant mass of the $b\bar{b}$, $M_{b\bar{b}}$, which should be close to the h boson mass for the signal and be in turn closed to the Z boson mass for the background;
- the recoil mass of the lepton pair $M_{b\bar{b}}^{\text{rec}}$, which are both close to the Z boson mass for the signal and background

The outputs of the two MVA are in Fig. 4, where the signal and backgrounds are well separated. After the kinematic cuts, the MVA cuts will be applied to further suppress the irreducible backgrounds.

C. Event selection and results

The background suppression is performed by maximizing signal significance, which is defined as $N_{sig}/\sqrt{(N_{sig} + N_{bkg})}$, where N_{sig} and N_{bkg} are the event numbers of the signal and background processes. The event numbers after cuts for the muon channel and electron channel are summarized in Tables II and III, where the luminosity is 5600 fb^{-1} . The significance for the $Z \rightarrow \mu^+\mu^-$ channel is 114, while for the $Z \rightarrow e^+e^-$ channel is 109, which correspond to the uncertainties $\Delta\sigma(\mu^+\mu^-h) = 0.88\%$ and $\Delta\sigma(e^+e^-h) = 0.92\%$. Since the $Z \rightarrow b\bar{b}$ is well measured, and the Higgs decay is supposed to be the same as the SM Higgs boson, the above uncertainty is mainly caused by the anomalous hZZ coupling. We cross-check our results with the CEPC experimental $\mu^+\mu^-h$ and e^+e^-h measurements [66]. In the CEPC analysis, the Higgs bosons decaying to $b\bar{b}$, $c\bar{c}$ and gg are combined together the significance after cuts are 96.4 for $\mu^+\mu^-h$ and 68.3 for e^+e^-h after extrapolating the luminosity to 5600 fb^{-1} . Considering NLO effects and removing non-bjet backgrounds in their analysis, our results are consistent with theirs.

In order to include the full detector simulation effects, we apply the enhanced factor k_{exp} , which includes the detector effects, template fit and EFT fit effects. k_{exp} is defined by $\frac{\Delta\sigma_{fast}}{\Delta\sigma_{full}}$, where $\Delta\sigma_{fast}$ is our result with the fast MC simulation and recoil mass method, and $\Delta\sigma_{full}$ is picked from the CEPC full simulation analysis with also the recoil mass method [5]. k_{exp} is about 5.3, and the detailed calculation as well as the discussion can be found in

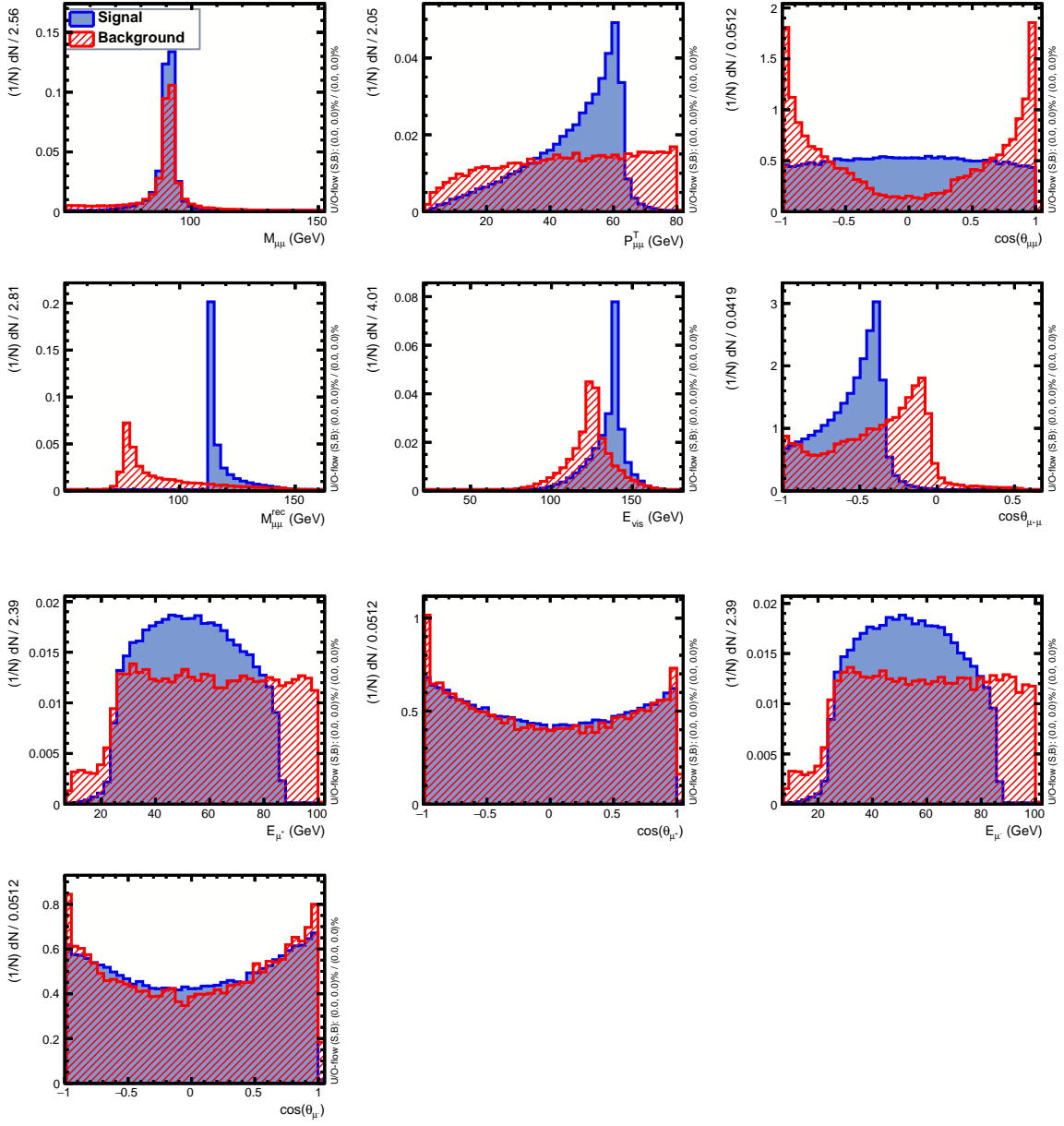


FIG. 2. The input variables distributions for the lepton-related MVA. The variables are $M_{\mu^+\mu^-}$, $P_{\mu^+\mu^-}^T$, $\cos\theta_{\mu^+\mu^-}$, $M_{\mu^+\mu^-}^{\text{rec}}$, E_{vis} , $\cos\theta_{\mu^+\mu^-}$, E_{μ^+} , $\cos\theta_{\mu^+}$, E_{μ^-} , $\cos\theta_{\mu^-}$, respectively.

Appendix B. After dividing k_{exp} , the uncertainty of $\Delta\sigma$ with explicit final state searching will reach 0.166% for $\Delta\sigma(\mu^+\mu^-h)$ and 0.173% for $\Delta\sigma(e^+e^-h)$. They are both smaller than the deviation induced by the IDM at 240 GeV in Table I. If combining the different Higgs and Z decay channels, the detective potential of the IDM model will be further improved. Thus, there is the opportunity to measure the deviation from the SM model by the loop

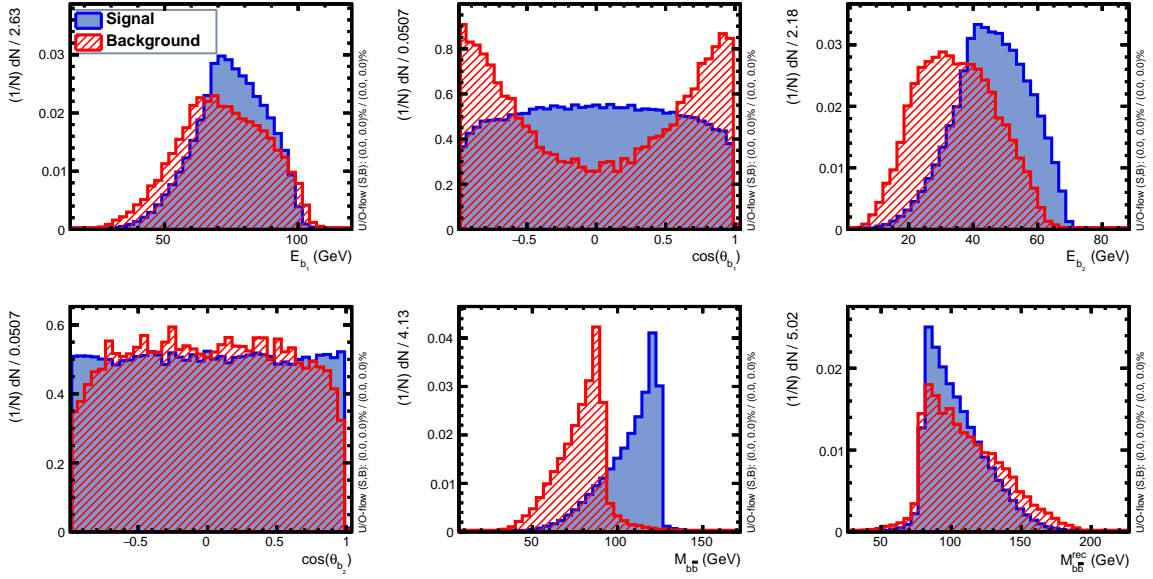


FIG. 3. The input observable distributions for the jet-related MVA. The variables are E_{b_1} , $\cos\theta_{b_1}$, E_{b_2} , $\cos\theta_{b_2}$, $M_{b\bar{b}}$, $M_{b\bar{b}}^{\text{rec}}$, respectively.

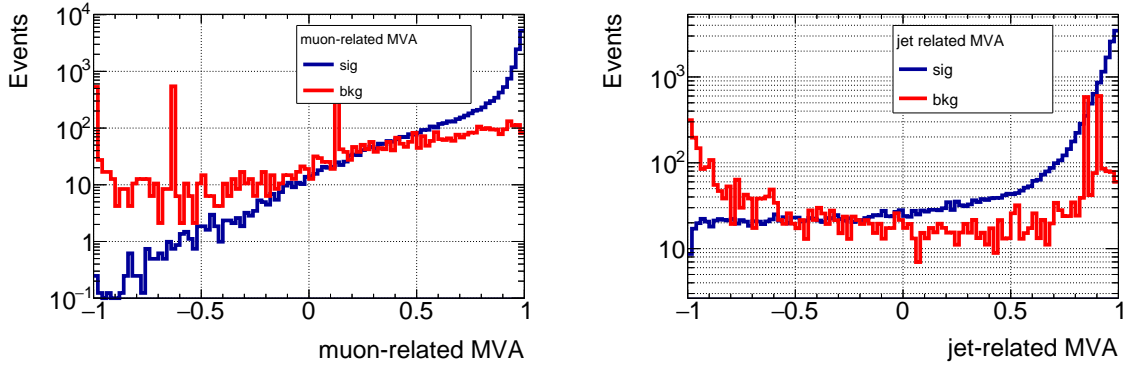


FIG. 4. The lepton-related MVA output and the jet-related MVA output.

effects in the IDM model at the CEPC.

V. CONCLUSION

We have performed the MC simulation of the lepton collider signals at electroweak one-loop level at future lepton colliders in synergy with the GW signals. The signals at future GW detectors and lepton colliders could make complementary exploration on the blind spots

TABLE II. The cut table of $Z \rightarrow \mu^+\mu^-$ channel, when the luminosity is $\int Ldt = 5600 fb^{-1}$.

$\int Ldt = 5600 fb^{-1}$	$\mu^+\mu^- h_{\text{IDM}}$	2f	4f	Higgs	total backgrounds	efficiency	S/B	significance
Preselection	18547.4	7878	56776.1	140.4	64794.5	1	0.29	64.25
$M_{\mu^+\mu^-} \in [73, 120]$ GeV	18000.6	6060	48647.6	131.8	54839.3	0.97	0.33	66.7
$P_{\mu^+\mu^-}^T \in [10, 70]$ GeV	17679	3030	38429.5	129.5	41589	0.95	0.43	72.62
$E_{\text{vis}} \in [50, 300]$ GeV	17679	3030	38429.5	124.1	41583.6	0.95	0.43	72.62
$M_{\mu^+\mu^-}^{\text{rec}} \in [110, 155]$ GeV	17665.8	2424	6799.5	124	9347.5	0.95	1.89	107.48
$M_{b\bar{b}} \in [50, 130]$ GeV	17514.9	2424	6306.7	114.8	8845.6	0.94	1.98	107.88
$M_{b\bar{b}}^{\text{rec}} \in [70, 140]$ GeV	16244.1	1212	4549	77.5	5838.5	0.88	2.78	109.31
$\text{MVA}_{\mu} \in [-0.74, 1]$	16240.7	1212	3793.9	77.5	5083.3	0.88	3.19	111.22
$\text{MVA}_j \in [-0.62, 1]$	15829.8	1212	2166	68.1	3446.1	0.85	4.59	114.02

TABLE III. The cut table of $Z \rightarrow e^+e^-$ channel, when the luminosity is $\int Ldt = 5600 fb^{-1}$.

$\int Ldt = 5600 fb^{-1}$	$e^+e^- h_{\text{IDM}}$	2f	4f	Higgs	total backgrounds	efficiency	S/B	significance
Preselection	18790.3	9090	88126.9	240.6	97457.5	1	0.19	55.11
$M_{e^+e^-} \in [73, 120]$ GeV	17780.2	5454	62034.1	131	67619.1	0.95	0.26	60.84
$P_{e^+e^-}^T \in [10, 70]$ GeV	17439.3	2424	51180.8	128.7	53733.5	0.93	0.32	65.37
$E_{\text{vis}} \in [50, 300]$ GeV	17439.3	2424	51176.5	123.6	53724.1	0.93	0.32	65.37
$M_{e^+e^-}^{\text{rec}} \in [110, 155]$ GeV	17411.8	606	8772.4	123.4	9501.8	0.93	1.83	106.13
$M_{b\bar{b}} \in [50, 130]$ GeV	17183.7	606	8218.9	114.4	8939.3	0.91	1.92	106.32
$M_{b\bar{b}}^{\text{rec}} \in [70, 140]$ GeV	15960.8	606	6151.0	76.6	6833.6	0.85	2.34	105.72
$\text{MVA}_e \in [-0.74, 1]$	15959.1	606	5060.1	76.6	5742.7	0.85	2.78	108.33
$\text{MVA}_j \in [-0.62, 1]$	15905	606	4604.6	75.4	5286	0.85	3.01	109.26

of this DM model. There is the opportunity to measure the deviation from the SM model by the loop effects in the IDM model at the future lepton colliders. In the future, if we observe the predicted GW signal at U-DECIGO, we would expect that the corresponding collider signals could be observed at the future lepton collider, and vice versa. Based on the

study here, we will investigate more generic DM models with the blind spots, which might give more stronger collider and GW signals.

ACKNOWLEDGEMENTS

We would like to thank Manqi Ruan for valuable discussions on the performance of CEPC project. Y. W. is supported by the ‘Scientific Research Funding Project for Introduced High-level Talents’ of the Inner Mongolia Normal University Grant No. 2019YJRC001, and the scientific research funding for introduced high-level talents of Inner Mongolia of China. C.S.L. is supported by the National Nature Science foundation of China, under Grants No. 11875072. F.P.H. is supported in part by the initial funding of Sun Yat-Sen University, Guangdong Major Project of Basic and Applied Basic Research (Grant No. 2019B030302001), and the McDonnell Center for the Space Sciences.

Appendix A: Strong first-order phase transition

To discuss the phase transition dynamics in the IDM, we first write the Higgs doublet field Φ in terms of the background field h , namely,

$$\Phi = \begin{pmatrix} 0 \\ \frac{1}{\sqrt{2}}h \end{pmatrix}. \quad (\text{A1})$$

Further, the effective potential at the finite temperature can be obtained as

$$V_{\text{eff}}(h, T) = V_0(h) + V_{\text{CW}}(h) + V_{\text{ther}}(h, T) + V_{\text{daisy}}(h, T).$$

$V_0(h) = \frac{\mu_1^2 h^2}{2} + \frac{\lambda_1 h^4}{4}$ is the tree-level potential. $V_{\text{CW}}(h)$ is the Coleman-Weinberg potential at zero temperature. $V_{\text{ther}}(h, T)$ is the thermal correction. $V_{\text{daisy}}(h, T)$ represents the daisy resummation. The state-of-the-art calculations of the finite-temperature effective potential and its phase transition behavior are the recent two-loop investigations by Refs. [19, 20]. Their results show that the one-loop effective potential in the high temperature expansion is rather reliable in the IDM [19, 20] and the corrections compared to one-loop results are small [19, 20]. To clearly see the phase transition dynamics and simplify the following discussions on the phase transition GW signals, we only consider the one-loop effective potential including the daisy resummation. Since we only consider the IDM, only the Higgs

doublet gets VEV. The phase transition along the Higgs field direction is favored in the benchmark points, which is well studied in previous literature [8, 12–22].

The leading-order thermal corrections to the effective potential in the Landau gauge can be written as

$$V_{\text{ther}}(h, T) = \frac{T^4}{2\pi^2} \left(\sum_{i=\text{bosons}} n_i J_B [m_i^2(h)/T^2] + \sum_{i=\text{fermions}} n_i J_F [m_i^2(h)/T^2] \right), \quad (\text{A2})$$

where the J functions are defined as

$$J_B(x) = \int_0^\infty dt t^2 \ln \left[1 - \exp \left(-\sqrt{t^2 + x} \right) \right], \quad (\text{A3})$$

$$J_F(x) = \int_0^\infty dt t^2 \ln \left[1 + \exp \left(-\sqrt{t^2 + x} \right) \right]. \quad (\text{A4})$$

Under high-temperature expansions, we have

$$T^4 J_B [m^2/T^2] = -\frac{\pi^4 T^4}{45} + \frac{\pi^2}{12} T^2 m^2 - \frac{\pi}{6} T (m^2)^{3/2} - \frac{1}{32} m^4 \ln \frac{m^2}{a_b T^2} + \mathcal{O}(m^2/T^2), \quad (\text{A5})$$

$$T^4 J_F [m^2/T^2] = \frac{7\pi^4 T^4}{360} - \frac{\pi^2}{24} T^2 m^2 - \frac{1}{32} m^4 \ln \frac{m^2}{a_f T^2} + \mathcal{O}(m^2/T^2), \quad (\text{A6})$$

where $a_b = 16a_f = 16\pi^2 \exp(3/2 - 2\gamma_E)$. In the above definition, the degree of freedom for the fermions is a negative integer to ensure a positive T^2 term. The positive T^2 terms for both bosons and fermions in the above expressions enable the symmetry restoration at high temperatures. The nonanalytic m^3 term in Eq. (A5) can be responsible for the thermal barrier and the SF OPT between the high-temperature phase and the low-temperature phase.

The field-dependent masses of the gauge bosons and the top quark at zero temperature are given by

$$m_W^2(h) = \frac{g^2}{4} h^2, \quad m_Z^2(h) = \frac{g^2 + g'^2}{4} h^2, \quad m_t^2(h) = \frac{y_t^2}{2} h^2,$$

where y_t is the top Yukawa coupling, g and g' are the gauge coupling of $SU(2)_L$ and $U(1)_Y$ gauge group, respectively. The field-dependent thermal scalar masses are

$$m_h^2 = \lambda_1 h^2, \quad (\text{A7})$$

$$m_H^2 = \mu_2^2 + \frac{1}{2}(\lambda_3 + \lambda_4 + \lambda_5) h^2, \quad (\text{A8})$$

$$m_A^2 = \mu_2^2 + \frac{1}{2}(\lambda_3 + \lambda_4 - \lambda_5) h^2, \quad (\text{A9})$$

$$m_{H^\pm}^2 = \mu_2^2 + \frac{1}{2}\lambda_3 h^2. \quad (\text{A10})$$

In the above formulas, we have considered the contribution from daisy resummation in the Arnold-Espinosa scheme, which reads as

$$V_{daisy} \supset -\frac{T}{12\pi} \sum_{i=b} n_b \left([m_i^2(h, T)]^{3/2} - [m_i^2(h)]^{3/2} \right) .$$

Here, the thermal field-dependent masses $m_i^2(h, T) \equiv m_i^2(h) + \Pi_i(h, T)$, where $\Pi_i(h, T)$ is the bosonic field i 's self-energy in the IR limit.

All the scalar particles can get a thermal mass by replacing

$$\mu_2^2 \rightarrow \mu_2^2 + c_2 T^2 \tag{A11}$$

$$\mu_1^2 \rightarrow \mu_1^2 + c_1 T^2 \tag{A12}$$

with the thermal correction coefficients

$$c_1 = \frac{3\lambda_1 + 2\lambda_3 + \lambda_4}{12} + \frac{3g^2 + g'^2}{16} + \frac{y_t^2}{4} , \tag{A13}$$

$$c_2 = \frac{3\lambda_2 + 2\lambda_3 + \lambda_4}{12} + \frac{3g^2 + g'^2}{16} . \tag{A14}$$

There is no thermal mass corrections for the fermions and the transverse component of the gauge bosons at leading order. Only the longitudinal component of the gauge boson has the thermal mass corrections, namely,

$$\Pi_W(T) = 2g^2 T^2 , \tag{A15}$$

$$\Pi_B(T) = 2g'^2 T^2 . \tag{A16}$$

To calculate the effective potential in IDM, the degrees of freedom for each particles running in the loop are shown below:

$$\begin{aligned} n_{W^\pm} &= 4, \quad n_Z = 2, \quad n_\pi = 3 , \\ n_h &= n_H = n_{H^+} = n_{H^-} = 1, \quad n_t = -12 . \end{aligned}$$

Appendix B: The analysis with the model-independent method

We perform the model-independent measurement for the hZZ coupling in Table IV. The analysis algorithms are the same as the CEPC/ILC experimental analysis with the recoil mass technique. In the whole analysis, only Z decay products, i.e., $\mu^+\mu^-$, are used to

constitute the kinematics as $M_{\mu^+\mu^-}$, $P_{\mu^+\mu^-}^T$, no information from the h decay products are involved. Thus, the measurement for hZZ coupling would not depend on model-specific assumptions on the properties of the Higgs boson. However, this method will also decrease the significance when searching new phenomena. For example, in the following analysis, with the same datasets, the maximum significance is about 38, which is obviously smaller than the results with explicit Higgs decay final states in Table II.

The corresponding uncertainty with model-independent measurement is $\Delta\sigma \sim 2.6\%$. It is similar to the result in the CEPC report [4], which only applied the kinematic cuts. In our paper, the parton-level event generation and hadronizations are completely the same with the generation in CEPC, including the luminosity, the simulation event number and weight, and so on. The difference only comes from the detector simulation and following signal analysis. In CEPC collaboration's analysis with full detector simulation events, after the normal kinematic cuts, they applied the template fit and the parameter fit to combine the CEPC and HL-LHC data [5], then $\Delta\sigma$ will further reach the report value 0.5%. In this work, we use the CEPC default Delphes Card for detector simulation in Delphes and we only add normal kinematic cuts for signal analysis, without template fit and the parameter fit. As a result, comparing our results and the CEPC results, the ratio of the significance would reflect the differences from the detector simulation and the following analysis procedures. Thus, in this note, we define the enhanced factor k_{exp} to include the full-simulation effects, template fit cut effect, EFT fitting with LHC data and all other related effects. k_{exp} of the CEPC collaboration reported $\Delta\sigma$ to our simulated value is about 5.3. We also assume k_{exp} is the same for the $Z \rightarrow e^+e^-$ channel and the $Z \rightarrow \mu^+\mu^-$ channel. We will use this enhanced factor to estimate the measurement uncertainties of hZZ with the explicit Higgs decay final states at the CEPC in Sec. IV C.

-
- [1] G. Bertone and D. Hooper, Rev. Mod. Phys. **90**, 045002 (2018), arXiv:1605.04909 [astro-ph.CO].
 - [2] R. Barbieri, L. J. Hall, and V. S. Rychkov, Phys. Rev. D **74**, 015007 (2006), arXiv:hep-ph/0603188.
 - [3] L. Lopez Honorez and C. E. Yaguna, JHEP **09**, 046 (2010), arXiv:1003.3125 [hep-ph].

TABLE IV. The cut table of $Z \rightarrow \mu^+\mu^-$ channel with a model-independent measurements, when the luminosity is $\int Ldt = 5600 fb^{-1}$.

$\int Ldt = 5600 fb^{-1}$	$\mu^+\mu^- h_{\text{IDM}}$	2f	4f	Higgs	total	efficiency	S/B	significance
Preselection	19841	1.89×10^6	717156	12195.9	2.62×10^6	1	0.008	12.21
$M_{\mu^+\mu^-} \in [73, 120]$ GeV	19238.5	1.51×10^6	486730	11764.5	2.01×10^6	0.97	0.01	13.52
$P_{\mu^+\mu^-}^T \in [10, 70]$ GeV	18890.9	481428	402934	11552.8	895915	0.95	0.02	19.75
$E_{\text{vis}} \in [50, 300]$ GeV	18890.9	466789	308576	11187.9	786553	0.95	0.02	21.05
$MVA_{\mu} \in [-0.74, 1]$	18877.7	158664	64050.7	10582.6	233297	0.95	0.08	37.59
$M_{\mu^+\mu^-}^{\text{rec}} \in [110, 155]$ GeV	18864.4	154942	62779	10575.7	228297	0.95	0.08	37.94

- [4] M. Dong *et al.* (CEPC Study Group), (2018), arXiv:1811.10545 [hep-ex].
- [5] F. An *et al.*, Chin. Phys. C **43**, 043002 (2019), arXiv:1810.09037 [hep-ex].
- [6] A. Abada *et al.* (FCC), Eur. Phys. J. ST **228**, 261 (2019).
- [7] K. Fujii *et al.*, (2017), arXiv:1710.07621 [hep-ex].
- [8] T. A. Chowdhury, M. Nemevsek, G. Senjanovic, and Y. Zhang, JCAP **02**, 029 (2012), arXiv:1110.5334 [hep-ph].
- [9] E. Aprile *et al.* (XENON), Phys. Rev. Lett. **121**, 111302 (2018), arXiv:1805.12562 [astro-ph.CO].
- [10] D. Barducci, G. Belanger, J. Bernon, F. Boudjema, J. Da Silva, S. Kraml, U. Laa, and A. Pukhov, Comput. Phys. Commun. **222**, 327 (2018), arXiv:1606.03834 [hep-ph].
- [11] N. Aghanim *et al.* (Planck), (2018), arXiv:1807.06209 [astro-ph.CO].
- [12] D. Borah and J. M. Cline, Phys. Rev. D **86**, 055001 (2012), arXiv:1204.4722 [hep-ph].
- [13] G. Gil, P. Chankowski, and M. Krawczyk, Phys. Lett. B **717**, 396 (2012), arXiv:1207.0084 [hep-ph].
- [14] J. M. Cline and K. Kainulainen, Phys. Rev. D **87**, 071701 (2013), arXiv:1302.2614 [hep-ph].
- [15] S. S. AbdusSalam and T. A. Chowdhury, JCAP **05**, 026 (2014), arXiv:1310.8152 [hep-ph].
- [16] N. Blinov, S. Profumo, and T. Stefaniak, JCAP **07**, 028 (2015), arXiv:1504.05949 [hep-ph].
- [17] Q.-H. Cao, F. P. Huang, K.-P. Xie, and X. Zhang, Chin. Phys. C **42**, 023103 (2018), arXiv:1708.04737 [hep-ph].

- [18] F. P. Huang and J.-H. Yu, Phys. Rev. D **98**, 095022 (2018), arXiv:1704.04201 [hep-ph].
- [19] M. Laine, M. Meyer, and G. Nardini, Nucl. Phys. B **920**, 565 (2017), arXiv:1702.07479 [hep-ph].
- [20] E. Senaha, Phys. Rev. D **100**, 055034 (2019), arXiv:1811.00336 [hep-ph].
- [21] F. P. Huang and E. Senaha, Phys. Rev. D **100**, 035014 (2019), arXiv:1905.10283 [hep-ph].
- [22] K. Kainulainen, V. Keus, L. Niemi, K. Rummukainen, T. V. Tenkanen, and V. Vaskonen, JHEP **06**, 075 (2019), arXiv:1904.01329 [hep-ph].
- [23] A. Belyaev, G. Cacciapaglia, I. P. Ivanov, F. Rojas-Abatte, and M. Thomas, Phys. Rev. D **97**, 035011 (2018), arXiv:1612.00511 [hep-ph].
- [24] C. L. Wainwright, Comput. Phys. Commun. **183**, 2006 (2012), arXiv:1109.4189 [hep-ph].
- [25] G. C. Branco, P. M. Ferreira, L. Lavoura, M. N. Rebelo, M. Sher, and J. P. Silva, Phys. Rept. **516**, 1 (2012), arXiv:1106.0034 [hep-ph].
- [26] M. Hindmarsh, S. J. Huber, K. Rummukainen, and D. J. Weir, Phys. Rev. Lett. **112**, 041301 (2014), arXiv:1304.2433 [hep-ph].
- [27] M. Hindmarsh, S. J. Huber, K. Rummukainen, and D. J. Weir, Phys. Rev. D **92**, 123009 (2015), arXiv:1504.03291 [astro-ph.CO].
- [28] M. Hindmarsh, S. J. Huber, K. Rummukainen, and D. J. Weir, Phys. Rev. D **96**, 103520 (2017), [Erratum: Phys.Rev.D 101, 089902 (2020)], arXiv:1704.05871 [astro-ph.CO].
- [29] X. Wang, F. P. Huang, and X. Zhang, JCAP **05**, 045 (2020), arXiv:2003.08892 [hep-ph].
- [30] M. S. Turner, E. J. Weinberg, and L. M. Widrow, Phys. Rev. D **46**, 2384 (1992).
- [31] C. Caprini *et al.*, JCAP **03**, 024 (2020), arXiv:1910.13125 [astro-ph.CO].
- [32] J. Ellis, M. Lewicki, J. M. No, and V. Vaskonen, JCAP **06**, 024 (2019), arXiv:1903.09642 [hep-ph].
- [33] A. Kosowsky, A. Mack, and T. Kahniashvili, Phys. Rev. D **66**, 024030 (2002), arXiv:astro-ph/0111483.
- [34] G. Gogoberidze, T. Kahniashvili, and A. Kosowsky, Phys. Rev. D **76**, 083002 (2007), arXiv:0705.1733 [astro-ph].
- [35] P. Niksa, M. Schliederer, and G. Sigl, Class. Quant. Grav. **35**, 144001 (2018), arXiv:1803.02271 [astro-ph.CO].
- [36] C. Caprini, R. Durrer, and G. Servant, JCAP **12**, 024 (2009), arXiv:0909.0622 [astro-ph.CO].
- [37] C. Caprini *et al.*, JCAP **04**, 001 (2016), arXiv:1512.06239 [astro-ph.CO].

- [38] G. D. Moore and T. Prokopec, Phys. Rev. D **52**, 7182 (1995), arXiv:hep-ph/9506475.
- [39] X. Wang, F. P. Huang, and X. Zhang, (2020), arXiv:2011.12903 [hep-ph].
- [40] F. Giese, T. Konstandin, K. Schmitz, and J. Van De Vis, JCAP **01**, 072 (2021), arXiv:2010.09744 [astro-ph.CO].
- [41] X. Wang, F. P. Huang, and X. Zhang, Phys. Rev. D **103**, 103520 (2021), arXiv:2010.13770 [astro-ph.CO].
- [42] H. Kudoh, A. Taruya, T. Hiramatsu, and Y. Himemoto, Phys. Rev. D **73**, 064006 (2006), arXiv:gr-qc/0511145.
- [43] V. Corbin and N. J. Cornish, Class. Quant. Grav. **23**, 2435 (2006), arXiv:gr-qc/0512039.
- [44] P. Amaro-Seoane *et al.* (LISA), (2017), arXiv:1702.00786 [astro-ph.IM].
- [45] <https://www.cosmos.esa.int/web/lisa/lisa-documents>.
- [46] J. Luo *et al.* (TianQin), Class. Quant. Grav. **33**, 035010 (2016), arXiv:1512.02076 [astro-ph.IM].
- [47] X.-C. Hu, X.-H. Li, Y. Wang, W.-F. Feng, M.-Y. Zhou, Y.-M. Hu, S.-C. Hu, J.-W. Mei, and C.-G. Shao, Class. Quant. Grav. **35**, 095008 (2018), arXiv:1803.03368 [gr-qc].
- [48] J. Mei *et al.* (TianQin), (2020), 10.1093/ptep/ptaa114, arXiv:2008.10332 [gr-qc].
- [49] W.-R. Hu and Y.-L. Wu, Natl. Sci. Rev. **4**, 685 (2017).
- [50] W.-H. Ruan, Z.-K. Guo, R.-G. Cai, and Y.-Z. Zhang, Int. J. Mod. Phys. A **35**, 2050075 (2020), arXiv:1807.09495 [gr-qc].
- [51] N. Seto, S. Kawamura, and T. Nakamura, Phys. Rev. Lett. **87**, 221103 (2001), arXiv:astro-ph/0108011.
- [52] S. Kawamura *et al.*, Class. Quant. Grav. **28**, 094011 (2011).
- [53] H.-K. Guo, K. Sinha, D. Vagie, and G. White, JCAP **01**, 001 (2021), arXiv:2007.08537 [hep-ph].
- [54] D. Croon, O. Gould, P. Schicho, T. V. I. Tenkanen, and G. White, (2020), arXiv:2009.10080 [hep-ph].
- [55] W. Kilian, T. Ohl, and J. Reuter, Eur. Phys. J. C **71**, 1742 (2011), arXiv:0708.4233 [hep-ph].
- [56] J. De Blas, G. Durieux, C. Grojean, J. Gu, and A. Paul, JHEP **12**, 117 (2019), arXiv:1907.04311 [hep-ph].
- [57] P. Bambade *et al.*, (2019), arXiv:1903.01629 [hep-ex].
- [58] A. Arhrib, R. Benbrik, J. El Falaki, and A. Jueid, JHEP **12**, 007 (2015), arXiv:1507.03630

- [hep-ph].
- [59] S. Kanemura, M. Kikuchi, and K. Sakurai, *Phys. Rev. D* **94**, 115011 (2016), arXiv:1605.08520 [hep-ph].
- [60] T. Barklow, K. Fujii, S. Jung, M. E. Peskin, and J. Tian, *Phys. Rev. D* **97**, 053004 (2018), arXiv:1708.09079 [hep-ph].
- [61] X. Mo, G. Li, M.-Q. Ruan, and X.-C. Lou, *Chin. Phys. C* **40**, 033001 (2016), arXiv:1505.01008 [hep-ex].
- [62] T. Sjostrand, S. Mrenna, and P. Z. Skands, *JHEP* **05**, 026 (2006), arXiv:hep-ph/0603175.
- [63] J. de Favereau, C. Delaere, P. Demin, A. Giammanco, V. Lemaître, A. Mertens, and M. Selvaggi (DELPHES 3), *JHEP* **02**, 057 (2014), arXiv:1307.6346 [hep-ex].
- [64] J. Quinlan, *International Journal of Man-Machine Studies* **27**, 221 (1987).
- [65] R. Brun and F. Rademakers, *Nuclear Instruments and Methods in Physics Research Section A: Accelerators, Spectrometers, Detectors and Associated Equipment* **389**, 81 (1997), new Computing Techniques in Physics Research V.
- [66] Y. Bai, C. Chen, Y. Fang, G. Li, M. Ruan, J.-Y. Shi, B. Wang, P.-Y. Kong, B.-Y. Lan, and Z.-F. Liu, *Chin. Phys. C* **44**, 013001 (2020), arXiv:1905.12903 [hep-ex].