

Revenue Maximization and Learning in Products Ranking

Ningyuan Chen*, Anran Li[†], Shuoguang Yang[‡]

Abstract

We consider the revenue maximization problem for an online retailer who plans to display a set of products differing in their prices and qualities and rank them in order. The consumers have random attention spans and view the products sequentially before purchasing a “satisficing” product or leaving the platform empty-handed when the attention span gets exhausted. Our framework extends the cascade model in two directions: the consumers have random attention spans instead of fixed ones and the firm maximizes revenues instead of clicking probabilities. We show a nested structure of the optimal product ranking as a function of the attention span when the attention span is fixed and design a $1/e$ -approximation algorithm accordingly for the random attention spans. When the conditional purchase probabilities are not known and may depend on consumer and product features, we devise an online learning algorithm that achieves $\tilde{O}(\sqrt{T})$ regret relative to the approximation algorithm, despite of the censoring of information: the attention span of a customer who purchases an item is not observable. Numerical experiments demonstrate the outstanding performance of the approximation and online learning algorithms.

*Rotman School of Management, University of Toronto, email: ningyuan.chen@utoronto.ca

[†]Department of Management, London School of Economics and Political Science, email: a.li26@lse.ac.uk

[‡]Department of Industrial Engineering and Operations Research, New York, NY 10027, email: sy2614@columbia.edu

1 Introduction

Online retailing has seen steady growth over the last decade. According to the Digital Commerce (formerly Internet Retailer) analysis of the US Commerce Department’s year-end retail data, online sales constituted 16% of all retail sales in 2019, and is forecast to reach higher levels in the next years due to the impact of COVID-19. For an online retailer, one of the most important decisions is the products’ display positioning as it plays a crucial role in shaping customers’ shopping behavior. Empirical evidence abounds. Baye et al. (2009) find that a consumer’s likelihood of purchasing from a firm is strongly related to the order in which the firm is listed on a webpage by a search engine. In the online advertising industry, it has been widely observed that ads placed higher on a webpage attract more clicks from consumers (Agarwal et al. 2011, Ghose and Yang 2009). Given the importance of product ranking positions, the key question for online retailers is how to rank the products to maximize the revenue.

The question cannot be answered definitively, unless we can characterize and quantify how exactly customers react to products ranked in different positions. There are a number of reasons to explain the so-called position bias. The first reason is the limited attention of consumers. Eye-tracking experiments show that the users are less likely to examine results near the bottom of the list. For example, consumers’ attention to an item decreases exponentially with its distance to the top (Feng et al. 2007). Put differently, at the aggregate level, the distribution of attention windows causes the decaying probability of an item being viewed as it is ranked further from the top. Besides limited attention, a customer seems to be more likely to buy a product ranked at the top, even though there is another similar product below inside her attention span. What explains this phenomenon at the individual level? Craswell et al. (2008) provide a second explanation to the position bias using experiments, which is related to the satisficing behavior of customers. In particular, the customer views product sequentially and directly proceeds to purchasing a product once the utility of the product exceeds an acceptable threshold. The remaining products in the attention span are thus never viewed. Kapteyn et al. (1979) show in making purchase decisions concerning durables, individuals “satisfice” rather than “maximize,” which is a natural outcome of the cognitive burden of process-

ing larger assortments. Thus, positioning a brand or product at a top position on a list can improve both consumer attention and consumer selection of the brand (Chandon et al. 2009).

We propose a product ranking model that captures both drivers of position bias in online retailing, i.e., “limited attention” and “satisficing.” In our model, a customer sequentially views the displayed products decided by the online retailer (also referred to as the “firm”). The attention span of a customer determines the maximum number of items she is willing to view. We capture the limited attention by assigning each customer an attention span sampled from a distribution. Had the customer viewed an item ranked in a certain position, if the product provides a net utility higher than her threshold, then the customer purchases the product and leaves the firm right away. Otherwise, the customer moves on to view the product ranked in the next position, as long as her attention span allows her to do so. Thus, in our model, customers leave for two reasons. First, she may purchase a product in the display whose utility exceeds the threshold for the first time and leave, even though there could be another product with a higher utility in a later position. Second, a customer may have exhausted her attention before finding anything satisficing, in which case she leaves without buying anything or viewing more products.

Within the model, we study the firm’s optimal way to display and rank products in order to maximize the potential revenue. When the information is unknown, such as the distribution of the attention span and the attractiveness of the products, we propose a learning algorithm that extracts the information from past observations and maximize revenues simultaneously. Our main contributions are threefold.

1.1 Main Contributions

- We incorporate the random attention span and revenue maximization into the well-known cascade model. When the attention span is fixed, we develop a dynamic programming algorithm to find the optimal ranking. We show a surprising nested structure of the optimal ranking and the marginal revenue decreases as the attention span increases.
- Despite the structure of the optimal ranking under fixed attention span, the com-

putational cost can still be prohibitively high when attention span is random. We develop a novel approximation algorithm for the ranking optimization. It leverages the decreasing margin property of the optimal revenue as the attention span increases. When the random attention spans have an increasing failure rate (IFR), an assumption satisfied by many distributions, the resulting approximation ratio relative to an upper bound is $1/e$ and shown to be tight.

- When the customers' behavior is not known a priori, including the distribution of the attention spans and the conditional purchase probability of each product upon inspection, the firm may have to learn the unknown information and maximize the revenue simultaneously. Typically, the setting of online retailing is characterized by a collection of *Consumer feature* and *product feature*. We consider the interaction (outer product) between both features and learn customers' conditional purchase probabilities accordingly. In addition, the distribution of customers' attention span is substantial to the firm's decision but hard to learn. In particular, customers leave the platform after making a purchase and the attention span is censored.

We propose an online learning algorithm by constructing unbiased estimators for the distribution of the attention span and combining them with the UCB approach to learn conditional purchase probabilities. It achieves good performance ($\tilde{O}(\sqrt{T})$ regret) relative to the offline approximation algorithm or the optimal ranking, depending on the computational capacity. To the best of our knowledge, we are the first to incorporate both attention span and conditional purchase probabilities in the online learning of product ranking models to maximize the total expected revenue.

2 Literature Review

There are two streams of literature that are closely related to this study: choice models (especially those taking the positions of products into account) and the corresponding optimal assortment planning, and the online learning of product ranking models. We review the two streams separately below.

2.1 Consumer Choice Models and Assortment Optimization

Most classic discrete choice models do not take the positions of products into account. As a result, to maximize revenues, it is crucial for the firm to decide which products to include in the assortment. Mahajan and van Ryzin (2001) show that under the well-known multinomial logit (MNL) model, when the products are equally profitable, an optimal assortment consists of a certain number of products with the highest utilities. Furthermore, it is shown in the seminal paper Talluri and Van Ryzin (2004) that for products with nonuniform prices, the optimal assortment includes a certain number of products with the highest prices. For more general choice models, Davis et al. (2014) propose a linear program for the nested logit (NL) model. Bront et al. (2009) show that under the mixed multinomial logit (MMNL) choice model, the assortment optimization problem with a fixed number of mixtures is NP-hard. Desir and Goyal (2013) show that this problem is even NP-hard to approximate within a factor of $O(n^{1-\epsilon})$, for any fixed $\epsilon > 0$.

Some recently proposed choice models incorporate behavioral issues, because it is cognitively costly for customers to view and evaluate a large number of products in online retailing. Wang and Sahin (2018) build a model where the customers first form a consideration set by weighing between their expected utility and the search effort. The products in the consideration set are then thoroughly evaluated. Derakhshan et al. (2020) investigate a product ranking problem where the customers' consideration set is built as a function of the search cost. The authors focus on maximizing the market share or welfare. Gallego and Li (2017) study the operational decisions of a model with random consideration sets where customers have a fixed preference order and each product enters the consideration set with an exogenous probability. Aouad et al. (2019) relax the fixed preference order assumption of the random consideration set model and focus on an assortment setting.

When consumers view the assortment of products sequentially, the order of recommendation influences the final choice. Abeliuk et al. (2016) investigate the assortment optimization of the MNL model, when the products have position bias explicitly modeled in the utility. Gallego et al. (2020) study the impact of firm's display decision on consumers' consideration set formation, where the customers only view products from

top few pages and choose within the entire assortment on these webpages according to a general choice model. In Aouad and Segev (2020), each customer views a random number of first few webpages and makes a choice within these webpages according to the multinomial logit model. Flores et al. (2019) use a two-stage multinomial logit model and study the assortment problem where the products that can be offered in each of the two stages are fixed a priori. Liu et al. (2020) and Feldman and Segev (2019) extend the two-stage multinomial logit model to multiple stages. In their models, the utility of the outside option is independently re-sampled at each stage when compared with the current assortment. In most of these papers, the assortment optimization and recommendation problems are NP-hard and the authors give approximation methods. Recently, Gao et al. (2020) consider a multiple-stage choice model similar to Liu et al. (2020) and Feldman and Segev (2019), but the utility of the outside option is sampled once at the beginning of the choice process of the customer. They provide a polynomial-time algorithm to solve the optimal ranking exactly. Our study can be viewed as a variant of Feldman and Segev (2019), Gao et al. (2020), Liu et al. (2020) where a product is treated as a single stage, and the number of stages viewed is random like Gallego et al. (2020). We are able to derive rich structures for the optimal ranking.

2.2 Online Learning and Multi-armed Bandit

The multi-armed bandit framework has seen great success in modeling the exploration/-exploitation trade-off for many applications. See Bubeck and Cesa-Bianchi (2012) for a comprehensive survey. In particular, in the field of revenue management, there have been many studies on demand learning and price experimentation using this framework, since the early seminal works by Araman and Caldentey (2009), Besbes and Zeevi (2009), Broder and Rusmevichientong (2012). Many extensions and new features have been studied, such as network revenue management (Besbes and Zeevi 2012, Ferreira et al. 2018, Chen et al. 2019), personalized dynamic pricing (Chen and Gallego 2020, 2018, Miao et al. 2019, Ban and Keskin 2020), limited price experimentations (Cheung et al. 2017), and non-stationarity (Besbes et al. 2015). Readers may refer to den Boer (2015) for a review of papers in this area.

There are several papers applying the multi-armed bandit framework to assortment planning, such as Rusmevichientong et al. (2010), Sauré and Zeevi (2013). Agrawal et al. (2019) consider the learning problem in the well-known MNL choice model under general assumptions compared to the literature. Their algorithm simultaneously explores the optimal assortment and attempts to maximize the revenue. Kallus and Udell (2020) investigate a similar problem under the contextual setting, when customers of different types have various preferences. They exploit the low-rank nature of the parameters to design efficient algorithms. In a related paper, Chen et al. (2018) assume that the contextual information can be non-stationary over time. Oh and Iyengar (2019) leverage Thompson sampling to learn the optimal assortment in the MNL model. The methods used in the literature cannot be directly applied to our model, because customers have dramatically different behavior in a product ranking model than the MNL model. Therefore, our algorithm differs in what to learn and how to actively experiment.

Our work is closely related to the papers studying the learning of the cascade model and product ranking models. The first such algorithm, called “cascading bandits”, is proposed in Kveton et al. (2015). It learns the optimal set of items to display in order to maximize the click rate, when the firm can observe the clicking behavior of past customers. Due to the wide range of applications in modern e-commerce such as online advertising of the cascade model, the online learning algorithm for such models under generic scenarios and linear contextual information have been extensively investigated by Katariya et al. (2016), Lagr  e et al. (2016), Kveton et al. (2015) and Zong et al. (2016), Cheung et al. (2019).

Compared to cascading bandits, our work has three major differences in problem formulations, which require novel treatments when designing algorithms. First, the items in the cascade model are only differentiated by their clicking probabilities. In our setting, the items generate different revenues. Second, the customers in the cascade model never abandon the system earlier if they could not find an item satisfying, while in our model, they have a random attention span whose distribution needs to be learned. These two changes make our problem much more challenging. In the cascade model, the offline optimal solution is rather straightforward: finding the set of items with the highest clicking rates. In our model, it is not clear how to solve the offline problem exactly. In-

deed, Kempe and Mahdian (2008) study a similar problem, and are only able to provide a $(1/4 - \epsilon)$ -approximation algorithm. Third, when a customer purchases an item and leaves the system before reaching the limit of the attention span, this information is censored to the firm. We develop novel unbiased estimators to handle the censored observations.

Recently, the learning of product ranking models that generalize the cascade model have drawn attention in the Operations Research community. Ferreira et al. (2019) study a model in which the attention span and the clicking probabilities can be correlated. In this dimension, their model is more general than ours. They focus on maximizing the probability that a customer clicks at least one item. As a result, a greedy policy that ranks products sequentially is $1/2$ -optimal. The greedy policy is their learning target, whose structure can be exploited. In contrast, because we focus on revenue maximization, the target policy doesn't have a structure to facilitate learning. Gao et al. (2018) investigate the optimal pricing of the cascade model, in which the clicking and purchasing probabilities are parametrized and need to be learned. Since their major focus is pricing instead of ranking, the design of the algorithm deviates significantly from ours. Niazadeh et al. (2020) consider the online learning problem of Asadpour et al. (2020) and focus on the maximization of the sum of a sequence of submodular functions, subject to a permutation of the inputs. It is closely connected to product ranking. However, because we focus on revenue maximization instead of clicking rates, the objective function is no longer submodular. The online learning portion of our model is similar to Cao and Sun (2019), Cao et al. (2019). The major distinction is our focus on maximizing the revenue instead of clicks. As mentioned above, the difference in the objective leads to completely different offline optimal solutions. Therefore, the resulting learning algorithm and the analysis differ.

3 The Model

Let $[n] \triangleq \{1, \dots, n\}$ denote the universal set of products. There is an online-retailer (he) who chooses an assortment $S \subset [n]$ to display and rank them in order within M slots. We use $\sigma \dashv S$ to refer to a permutation σ of S . More precisely, for $i \in \{1, \dots, |S|\}$, we use

$\sigma(i) \in S$ to denote the product displayed in the i -th position.¹ Equivalently, for a product $j \in S$, the firm displays it in the $\sigma^{-1}(j)$ -th position.

When a consumer (she) arrives, she views the products sequentially. However, the retailer cannot perfectly predict how many products she is willing to view. Therefore, we capture it by a random attention span X , with distribution $g_x \triangleq \Pr(X = x)$ and tail probability denoted by $G_x \triangleq \Pr(X \geq x)$ for $x = 1, 2, \dots$. For a consumer with attention span x drawn from X , she views product $\sigma(1)$ first and purchases it if it is satisficing, e.g., its utility exceeds the no-purchase option. If she purchases the first product, then she leaves and the firm garners revenue $r_{\sigma(1)}$. Otherwise, she moves on to the second product and repeats the process until she has viewed x products, after which she leaves permanently. We assume that the probability of product j being satisficing is independent of everything else and denote it by λ_j , i.e., conditional on viewing product j , the probability that she would purchase it. For the rest of the paper, we refer to it as conditional purchase probability. The consumer keeps viewing the products till she finds one satisficing or exhausts her attention span x , at which point she leaves without purchasing anything.

Therefore, each product $j \in [n]$ is associated with a conditional purchase probability λ_j and price r_j .² Both quantities are assumed to be fixed and known in the offline setting. (In Section 5, we consider the case when λ_j is unknown and to be learnt, which may depend on customer/product features.) We index the products such that

$$r_1 \geq r_2 \geq \dots \geq r_n; \quad \lambda_j > \lambda_{j+1} \text{ if } r_j = r_{j+1}. \quad (1)$$

In other words, the products are indexed in the descending order of their prices and then in the descending order of their conditional purchase probabilities if the prices are equal. We assume no products have identical characteristics (the combination of price and conditional purchase probability).

Given that position k is within a consumer's attention span, her purchase probability

¹We use $|S|$ ($|\sigma|$) to represent the number of products in the assortment (ranking).

²We assume $\lambda_j \in (0, 1)$ and $r_j > 0$ for all j because removing products with zero conditional purchase probability or zero price from the list does not affect the results. As for products with $\lambda_j = 1$, most of our results apply to the products displayed before j .

of product $\sigma(k)$ is

$$\prod_{i=1}^{k-1} (1 - \lambda_{\sigma(i)}) \cdot \lambda_{\sigma(k)}.$$

In other words, the consumer purchases product $\sigma(k)$ if it is satisfying while all products displayed earlier are not.

3.1 Revenue Maximization for the Retailer

The firm's goal is to choose an assortment S of at most M products, as well as its ranking $\sigma \vdash S$, in order to maximize the expected revenue garnered from a potential consumer. From earlier introduction we see that the expected revenue from a consumer with attention span x can be expressed as

$$R(\sigma, x) \triangleq \sum_{k=1}^{x \wedge M} \prod_{i=1}^{k-1} (1 - \lambda_{\sigma(i)}) \cdot \lambda_{\sigma(k)} r_{\sigma(k)}. \quad (2)$$

When a customer arrives, as the retailer does not know her attention span, he takes the expected value of $x \sim X$ in (2) and obtain the total expected revenue

$$\begin{aligned} \mathbb{E}[R(\sigma, X)] &= \sum_{x=1}^M g_x R(\sigma, x) = \sum_{x=1}^M g_x \left(\sum_{k=1}^x \prod_{i=1}^{k-1} (1 - \lambda_{\sigma(i)}) \cdot \lambda_{\sigma(k)} r_{\sigma(k)} \right) \\ &= \sum_{x=1}^M \prod_{i=1}^{x-1} (1 - \lambda_{\sigma(i)}) \cdot \lambda_{\sigma(x)} r_{\sigma(x)} G_x. \end{aligned}$$

Therefore, the optimization problem for the firm is the joint assortment, i.e., choosing an $S \subset N$ such that $|S| \leq M$, and ranking, i.e., deciding $\sigma \vdash S$ to maximize the total expected revenue from a random customer:

$$\max_{S \subset N, \sigma \vdash S} \mathbb{E}[R(\sigma, X)]. \quad (3)$$

From (2) we can see that a product displayed at a later slot does not cannibalize the demand for the earlier. Therefore, the optimal ranking occupies all the M slots and we

only focus on assortments such that $|S| = M$.

Note that if $r_j \equiv 1$ for all $j \in [n]$, then our model encompasses the well-known cascade model (Craswell et al. 2008) as a special case. In this case, the online retailer tries to maximize the click rate, or equivalently, the purchasing probability of at least one product. For the cascade model, the optimal solution follows an intuitive structure: ranking the products in the descending order of their conditional purchase probabilities λ_j . In the general case when r_j 's are not identical, the products are differentiated along two dimensions, and it is unclear how to trade off between their conditional purchase probabilities and prices. For example, it is natural to rank a product with high conditional purchase probability and high price in the top position. However, in most practical scenarios, a product with higher conditional purchase probability is often associated with lower price. Should the firm first display products that are more attractive or more profitable? How does the decision depend on the capacity M and the distribution of attention spans? We present the following example to shed some light on the complexity of these questions.

Example 1. Suppose the online retailer is selling three products, with revenues and conditional purchase probability (r_j, λ_j) as: $(1, 1)$, $(9, 0.1)$ and $(1.9, 0.52)$. The capacity is $M = 2$. When the customer only views one product ($X \equiv 1$), the optimal ranking is to display product one, who has the highest conditional purchase probability, in the first position. An optimal ranking is $\sigma^1 = \{1\}$ and $R(\sigma^1, 1) = 1$.

Now suppose the customer always views two products ($X \equiv 2$). As the customer is willing to view more positions, the retailer would prefer to place a product with higher profit first, though it may have a lower conditional purchase probability. An optimal ranking is $\sigma^2 = \{2, 1\}$ and $R(\sigma^2, 2) = 1.8$.

Next consider the case when the attention span is random. When $\Pr(X = 1) = 0.9$ and $\Pr(X = 2) = 0.1$, it can be shown that the optimal ranking σ^* is neither σ^1 nor σ^2 . In fact, we have $\mathbb{E}[R(\sigma^1, X)] = R(\sigma^1, 1) = 1$ and $\mathbb{E}[R(\sigma^2, X)] = 0.9 \cdot 9 \cdot 0.1 + 0.1 \cdot R(\sigma^2, 2) = 0.99$. On the other hand, one can show that $\sigma^* = \{3, 1\}$ generates $\mathbb{E}[R(\sigma^*, X)] = 0.9 \cdot 1.9 \cdot 0.52 + 0.1 \cdot (1.9 \cdot 0.52 + 0.48 \cdot 1 \cdot 1) = 1.036$. Surprisingly, product three never appears in the optimal rankings for fixed attention spans, but should be placed on the top when the attention span is random. ■

Example 1 demonstrates the intricacy of the optimal ranking for random attention spans. A natural question, then, is whether the optimal ranking can be efficiently solved. It turns out that this is a notoriously difficult problem: it shares a similar formulation to the Slate Cascade Model in Kempe and Mahdian (2008), which claims that it is an open question to show the NP-hardness and provides an $(1/4 - \epsilon)$ -approximation algorithm. We devote the next section to a new approximation algorithm that improves the approximation ratio to $1/e$ under a wide class of distributions of X .

4 Best-x Algorithm for Optimal Ranking

In this section, we develop a fast and easy to implement approximation algorithm for (3), which can guarantee the performance relative to an upper bound of the revenue. Before presenting our approximation algorithm, we first investigate the revenue maximization problem when the attention span is fixed. It turns out that the problem has rich structures, based on which we then develop an approximation algorithm for random spans.

4.1 Revenue Maximization for Fixed Attention Spans

Suppose the retailer is expecting a customer with fixed attention span $x \leq M$. Recall M is the number of available slots. To maximize the revenue, it would choose an assortment of size $|S| = x$. (For $x > M$, the optimal ranking is equivalent to the case $x = M$ as customers cannot view beyond M positions.) We first provide a lemma characterizing the optimal ranking when the assortment S is given.

Lemma 1. *Fix attention span at x . Suppose the assortment S is given and σ^x maximizes $R(\sigma, x)$ among $\sigma \vdash S$. We have that the products in σ^x are displayed in decreasing order of their product indices, i.e., $\sigma^x(i) \leq \sigma^x(i+1)$ for $i = 1, \dots, |S| - 1$.*

Combined with condition (1), Lemma 1 implies that the products in the optimal ranking are displayed in the descending order of their prices and then in the descending order of their conditional purchase probabilities if there are ties in prices. Lemma 1 looks counter-intuitive at the first sight as it prioritizes the price over the conditional purchase

probability. The underlying reason is because given all products are within a customer's attention span, displaying a more expensive product to the front would always increase its purchase probability, and therefore, the total expected revenue. Although Lemma 1 reduces the problem of finding the optimal ranking to finding the optimal assortment, it is still a daunting task. Namely, the number of assortments with given size M is exponential in M . It is computationally intractable to compare the expected revenues of all possible assortments/rankings and pick the optimal one. However, in light of Lemma 1, we can develop a dynamic program to quickly solve the joint assortment/ranking problem. The dynamic program employs both the optimal ranking result from Lemma 1 and the fact that the revenue $R(\sigma, x)$ can be computed recursively, i.e.,

$$\begin{aligned}
R(\sigma, x) &\triangleq \sum_{k=1}^x \prod_{i=1}^{k-1} (1 - \lambda_{\sigma(i)}) \cdot \lambda_{\sigma(k)} r_{\sigma(k)} \\
&= \lambda_{\sigma(1)} r_{\sigma(1)} + (1 - \lambda_{\sigma(1)}) \left(\sum_{k=2}^x \prod_{i=2}^{k-1} (1 - \lambda_{\sigma(i)}) \cdot \lambda_{\sigma(k)} r_{\sigma(k)} \right) \\
&= \lambda_{\sigma(1)} r_{\sigma(1)} + (1 - \lambda_{\sigma(1)}) R(\sigma[2, x], x - 1) \\
&= R(\sigma[2, x], x - 1) + \lambda_{\sigma(1)} (r_{\sigma(1)} - R(\sigma[2, x], x - 1)),
\end{aligned} \tag{4}$$

where we use $\sigma[2, x]$ to denote the subsequence of σ from 2 to x . Note that $R(\sigma[2, x], x - 1)$ is the revenue from the display $\sigma[2, x]$ when the consumer has attention span $x - 1$. Intuitively, had we known the top position displays product j , then the optimal subsequence $\sigma[2, x]$ should be chosen from the set $\{j + 1, j + 2, \dots, n\}$ to maximize $R(\sigma[2, x], x - 1)$ by (4). This is because according to Lemma 1, the indices of the rest of the products should not be smaller than j . This structure inspires Algorithm 1. In the algorithm, H_j^x and σ_j^x stand for the optimal revenue and ranking for customers with attention span x , when the products are chosen from $\{j, j + 1, \dots, n\}$. Note that we abuse the notation $\sigma_j^k \leftarrow \sigma_{j+1}^{k-1} \cup \{j\}$ as the ranking is automatically guaranteed by Lemma 1. Assortment would solve the ranking problem when the attention span is fixed. Therefore, we use sets to indicate rankings.

Although there might be multiple optimal rankings, Algorithm 1 always outputs one

Algorithm 1 Assortment Optimization Given $X = x$

Require: r_j, λ_j for $j \in [n], x$

$H_j^0 = 0$ for all $j = 1, 2, \dots, n$; $H_{n+1}^k = 0$ for all $k = 0, 1, 2, \dots, x$; $\sigma_j^0 = \emptyset$ for all $j = 1, 2, \dots, n$; $\sigma_{n+1}^k = \emptyset$ for all $k = 0, 1, 2, \dots, x$

for $k = 1, \dots, x$ **do**

for $j = n, \dots, 1$ **do**

$$H_j^k \leftarrow \max \left\{ H_{j+1}^{k-1} + \lambda_j(r_j - H_{j+1}^{k-1}), H_{j+1}^k \right\} \quad (5)$$

if $\left(H_{j+1}^{k-1} + \lambda_j(r_j - H_{j+1}^{k-1}) \right) \geq H_{j+1}^k$ **then**

$\sigma_j^k \leftarrow \sigma_{j+1}^{k-1} \cup \{j\}$

else

$\sigma_j^k \leftarrow \sigma_{j+1}^k$

end if

end for

end for

return H_1^x and σ_1^x

with a specific property. In particular, for two rankings $|\sigma| = |\sigma'| = x$, we say σ is lexicographically less than σ' if for all $i = 1, \dots, x$, $\sigma(i) \leq \sigma'(i)$. The next result shows that Algorithm 1 always finds the optimal ranking with the least lexicographic value (referred to as the \mathcal{L} -optimal ranking) for attention span x , denoted as σ^x .

Proposition 1. *For a customer with fixed attention span x , Algorithm 1 returns the \mathcal{L} -optimal ranking.*

The property of \mathcal{L} -optimal rankings plays an important role in the analysis. We say two rankings σ and σ' having a nested structure, or, $\sigma \subset \sigma'$, if for all $i \in \sigma$ there exists an $i' \in \sigma'$ such that $\sigma(i) = \sigma'(i')$ and for all $i, i' = 1, \dots, |\sigma| - 1$, if $\sigma(i) < \sigma(i')$, then $\sigma'(i) < \sigma'(i')$. In other words, $\sigma \subset \sigma'$ if assortment of σ is a subset of that of σ' and the products are ranked in the same order.

The next theorem demonstrates a nested structure for the \mathcal{L} -optimal rankings as the customer's fixed attention span increases.

Algorithm 2 Assortment Optimization (AssortOpt)

Require: r_j, λ_j for $j \in [n]$

$\sigma^0 \leftarrow \emptyset$

for $x = 1, \dots, M$ **do**

 Update $\sigma^x \leftarrow \operatorname{argmax}_{\sigma=\sigma^{x-1} \cup \{j\}} R(\sigma, x)$

end for

return $\{\sigma^x\}_{x=1}^M$

Proposition 2. *The \mathcal{L} -optimal rankings have a nested structure:*

$$\sigma^1 \subset \sigma^2 \subset \dots \subset \sigma^M. \quad (6)$$

Proposition 2 states that the optimal ranking for customers of attention span $x+1$ can be obtained by inserting or appending one product to the optimal ranking for attention span x . For example, suppose there are 5 products and the \mathcal{L} -optimal ranking for $x = 3$ is $\sigma^3 = \{1, 3, 4\}$. Then the \mathcal{L} -optimal ranking for $x = 4$ might be $\sigma^4 = \{1, 2, 3, 4\}$ or $\sigma^4 = \{1, 3, 4, 5\}$.

Proposition 2 naturally leads to a simple algorithm to compute σ^x for all $x \in [M]$. In particular, Algorithm 2 provides an iterative approach to compute the \mathcal{L} -optimal assortment. Note that we only need to find the optimal assortment, and the ranking is automatically determined by Lemma 1.

Based on Proposition 2, we are able to show the following structural property, which serves as a building block for the approximation algorithm. In particular, we can show that the marginal revenue from increasing the attention span is diminishing:

Theorem 1. *The optimal revenues for fixed attention spans satisfy*

$$R(\sigma^{x+1}, x+1) - R(\sigma^x, x) \leq R(\sigma^x, x) - R(\sigma^{x-1}, x-1).$$

We next introduce an approximation algorithm for random attention spans and show its performance bound using the results developed in this section.

Algorithm 3 The Best-x Algorithm

Require: r_j and λ_j for $j \in [n]$, G_x for $x \in [M]$

 Compute $\{R(\sigma^x, x)\}_{x=1}^M = \text{AssortOpt}$

return $\sigma = \operatorname{argmax}_{\sigma^x: 1 \leq x \leq M} R(\sigma^x, x)G_x$

4.2 The Best-x Algorithm and $1/e$ Approximation Ratio

The structure of the optimal rankings for fixed attention spans lends us the following intuition: if we use the optimal ranking σ^x developed for customers with fixed attention span x , then for consumers with random attention spans, the firm can garner at least $R(\sigma^x, x)$ revenue from a fraction G_x of them, where we recall $G_x = \Pr(X \geq x)$. This is because the revenue is non-decreasing for consumers with longer attention spans and with probability G_x a consumer has attention span no less than x . This provides a lower bound for the expected revenue, $R(\sigma^x, x)G_x$, when displaying the ranking σ^x to a random customer. This leads to the following approximation algorithm:

$$\operatorname{argmax}_{\sigma^x: 1 \leq x \leq M} R(\sigma^x, x)G_x. \quad (7)$$

The algorithm, referred to as the Best-x Algorithm, is summarized in Algorithm 3.

To analyze the performance of the Best-x Algorithm, we impose the following assumption on the distribution of consumers' attention spans:

Assumption 1. The distribution of the attention span X has increasing failure rate (IFR). That is,

$$\frac{g_x}{G_x} \leq \frac{g_{x+1}}{G_{x+1}} \iff G_{x+1}G_{x-1} \leq G_x^2, \quad \text{for } x = 2, 3, \dots, M-1.$$

Note that many common distributions used in practice have IFR, including exponential distribution, geometric distribution, normal distribution, uniform distribution and negative binomial distributions (Rinne 2014). Therefore, Assumption 1 does not significantly limit the generality of our results. Moreover, empirical evidences (Feng et al. 2007) show that consumers' attention to an item decreases exponentially with its distance to the top, which is consistent with the IFR assumption.

We aim to show the ranking returned from the Best-x algorithm can guarantee an *approximation ratio* of the optimal revenue. That is, if

$$\frac{\max_x \mathbb{E}(R(\sigma^x, X))}{\max_\sigma \mathbb{E}(R(\sigma, X))} \geq \alpha,$$

for some $\alpha \in [0, 1]$ under all possible inputs — conditional purchase probability λ , product revenue r and attention span distribution G — then we may claim that the Best-x Algorithm achieves approximation ratio α .

However, directly comparing with the optimal expected revenue is difficult as we do not know the value of $\max_\sigma \mathbb{E}(R(\sigma, X))$. Therefore, we first provide an intuitive and easy approach to calculate upper bound on the optimal revenue. We target to show our approximation ratio relative to the upper bound.

Upper bound for the expected revenue. Recall the definition of σ^x in Section 4.1: the optimal ranking for the customer with fixed attention span x . Note that for $X = x$, the revenue of any ranking σ is dominated by σ^x , i.e., $R(\sigma, x) \leq R(\sigma^x, x)$. Therefore, we have for any σ :

$$\mathbb{E}[R(\sigma, X)] = \sum_{x=1}^M g_x R(\sigma, x) \leq \sum_{x=1}^M g_x R(\sigma^x, x) = \mathbb{E}[R(\sigma^X, X)].$$

Taking the maximum over σ on the left-hand side, it leads to the following upper bound:

Proposition 3. *The optimal expected revenue (3) is upper bounded by*

$$\sum_{x=1}^M g_x R(\sigma^x, x). \tag{8}$$

Next we show that our Best-x algorithm can guarantee an $1/e$ approximation ratio relative to the upper bound (8) under the mild IFR Assumption 1. For any fixed x , because

$\mathbb{E}[R(\sigma^x, X)|X \geq x] \geq R(\sigma^x, x)$, we have

$$\begin{aligned}\mathbb{E}[R(\sigma^x, X)] &= \mathbb{E}[R(\sigma^x, X)|X < x] \Pr(X < x) + \mathbb{E}[R(\sigma^x, X)|X \geq x] \Pr(X \geq x) \\ &\geq R(\sigma^x, x)G_x.\end{aligned}$$

Note that the output of the Best- x Algorithm maximizes $R(\sigma^x, x)G_x$. Therefore, in order to find the approximation ratio of the Best- x Algorithm, it suffices to provide a lower bound for

$$\frac{\max_k R(\sigma^k, k)G_k}{\sum_{x=1}^M g_x R(\sigma^x, x)}, \quad (9)$$

where the numerator is an lower bound of the expected revenue from Best- x and the denominator is an upper bound for the optimal expected revenue.

We prove the performance guarantee of Best- x by examining the worst-case structure of $\max_k \mathbb{E}(R(\sigma^k, X))$ over all distributions of X that satisfy Assumption 1 and all functions of $R(\sigma^x, x)$ that satisfy Theorem 1. For convenience, we normalize the upper bound (8) to one and consider the following min-max problem:

$$\begin{aligned}\min_{R, G} \max_k \quad & R(\sigma^k, k)G_k \\ \text{s.t.} \quad & 1 = G_1 \geq G_2 \geq \cdots \geq G_M \geq G_{M+1} = 0 \\ & g_x = G_x - G_{x+1}, \quad \forall x = 1, \dots, M \\ & G_{x+1}G_{x-1} \leq G_x^2, \quad \forall x = 2, \dots, M-1 \\ & R(\sigma^x, x) \leq R(\sigma^{x+1}, x+1), \quad \forall x = 1, \dots, M-1 \\ & R(\sigma^{x-1}, x-1) + R(\sigma^{x+1}, x+1) \leq 2R(\sigma^x, x), \quad \forall x = 2, \dots, M-1 \\ & \sum_{x=1}^M g_x R(\sigma^x, x) = 1, \\ & R(\sigma^x, x) \geq 0, \quad \forall x = 1, \dots, M.\end{aligned} \quad (10)$$

The first three constraints capture the fact that G_x is the tail probability of a random variable with IFR. The fourth and fifth constraints follow from Theorem 1. The sixth constraint normalizes the upper bound to one.

Next, we prove that the optimal value of the min-max problem (10) is at least $1/e$.

Theorem 2. *The optimal value of (10) is at least $1/e$. As a result,*

$$\frac{\max_k R(\sigma^k, k)G_k}{\sum_{x=1}^M g_x R(\sigma^x, x)} \geq \frac{1}{e}$$

and the approximation ratio of the Best-x Algorithm is at least $1/e$.

The intuition for the theorem is briefly discussed below. We keep track of $l = \min\{i | i \geq \mathbb{E}[X]\}$, the minimum integer that exceeds the expected value of X . Clearly we have $1 \leq l \leq M$ and let us consider the ranking σ^l . In order to show the revenue obtained by σ^l is at least $1/e$ of the upper bound, we resort to the decreasing margin property in Theorem 1, which is analogous to concavity in the discrete sense. In particular, we can construct a continuous piecewise-linear concave increasing function $r(x)$ such that $r(i) = R(\sigma^i, i)$. Utilizing the concavity of r , we have

$$R(\sigma^l, l) = r(l) \geq r(\mathbb{E}[X]) \geq \mathbb{E}[r(X)] = \mathbb{E}[R(\sigma^X, X)],$$

where the second inequality is due to Jensen's Inequality. Meanwhile, for any random variable X following IFR, we can show that $G_l = \Pr(X \geq l) \geq 1/e$. Combining the two results, we have

$$\max_k R(\sigma^k, k)G_k \geq R(\sigma^l, l)G_l \geq 1/e \cdot \mathbb{E}[R(\sigma^X, X)],$$

which implies the $1/e$ approximation ratio.

Can the Best-x Algorithm perform better than $1/e$? Next we show $1/e$ is tight in formulation (10).

Proposition 4. *The objective value of (10) can be arbitrarily close to $1/e$ when M tends to infinity and X follows a geometric distribution with mean $1/q$ where q tends to 0.*

Although the rate $1/e$ may not be further improved theoretically, we observe superb performance of the Best-x Algorithm in practice. We can further improve our empirical performance by greedily filling positions beyond the best x (recall the algorithm only

returns a list of length best x). In the numerical experiment in Section 6.1, even in the worst case, the approximation ratio relative to the upper bound is typically greater than 88%.

5 Personalized Ranking via Online Learning

In Section 4, we develop the Best- x Algorithm to compute a ranking that preserves a guaranteed $1/e$ revenue of the optimal. However, the efficiency of the algorithm does not obscure its obstacles when applied in practice:

- The algorithm requires the prior knowledge of the conditional purchase probabilities λ_j 's and the distribution G of the attention span, which are typically unknown to the retailer in most real world scenarios, especially for new entrants to the industry.
- Customers may have vastly distinct tastes and preferences toward the products. That is to say, the conditional purchase probability of the same product may vary for different customers. Fortunately, customers usually arrive with a characterizing feature that can reveal her preference and it is desirable to design personalized product rankings accordingly. However, the relationship between the feature and the preference is usually unknown.
- In online retailing, the firm is usually able to display a huge catalog of products even for the same search keyword or category. Some products can be very similar and only differ in a few dimensions such as color and size. In this case, one would expect the conditional purchase probabilities of the products may also be correlated with the product features.

In this section, we develop a framework based on online learning to address these practical considerations. We assume the customers have the same attention span distribution but distinct conditional purchase probabilities based on their own features. The products may also be differentiated by product-related features. We develop a learning algorithm

that actively learns the span distribution and the conditional purchase probabilities, and simultaneously approximates the personalized $1/e$ -optimal ranking for each customer.

5.1 Preliminaries

The online-retailer is expecting the arrival of T future customers. Customer t has a random attention span with distribution G^* . Note that we use the superscript $*$ to denote the actual value, to differentiate with the estimation. Moreover, her probability of purchasing item j depends on both the customer feature $y_t \in \mathbb{R}^{d_c}$ and the product feature $s_j \in \mathbb{R}^{d_p}$. Moreover, we assume there exists an unknown matrix $\Theta^* \in \mathbb{R}^{d_p \times d_c}$ encoding the interaction between the product and customer that yields a conditional purchase probability $y_t^\top \Theta^* s_j$. In particular, we have

$$\lambda_{t,j} = s_j^\top \Theta^* y_t \in (0, 1). \quad (11)$$

Feature vectorization: For customer t with feature y_t , let $x_{t,j} \triangleq \text{vec}(s_j y_t^\top) \in \mathbb{R}^{d_p d_c}$ and $\theta^* \triangleq \text{vec}(\Theta^*) \in \mathbb{R}^{d_p d_c}$ be the vectorization of $s_j y_t^\top$ and Θ^* . The term $s_j^\top \Theta^* y_t$ can be expressed as $s_j^\top \Theta^* y_t = x_{t,j}^\top \theta^*$. Throughout the rest of the paper, we use $x_{t,j}$ to represent the vectorized feature and $d = d_p d_c$ to represent their compounded dimension for ease of notation. We assume that the ℓ_2 -norm of the features $x_{t,j}$ and the parameter θ^* are bounded:

Assumption 2. For all customer t and product j , the vectorized feature is bounded by $\|x_{t,j}\|_2 \leq 1$. The parameter θ^* satisfies $\|\theta^*\|_2 \leq D$ for some constant $D > 0$.

This assumption is mild and can always be satisfied by proper rescaling of the features.

Remark 1. In practice, the vectorized outer product $\text{vec}(s_j y_t^\top)$ may be high-dimensional, which leads to unstable estimation for Θ^* or θ^* . A popular remedy is to use the concatenated features, (s_j, y_t) , instead of the outer product. It tremendously reduces the dimension while ignores the potential interaction effects of consumers and products. Based on the data availability, either formulation can be preferable. In this study, we focus on the outer product, which is more technically challenging because of the singularity of the

outer product (not having full rank). Moreover, the algorithm can be easily adapted to the concatenated formulation.

Remark 2. The benefit of collecting and leveraging the consumer feature to the retailer is clear: it allows the firm to design personalized product display, which better matches consumers to their preferred products and thus extracts more revenue. The benefit of using product features, as opposed to treating products independently, is less straightforward. In fact, if there are not many products, then it may be more efficient to learn $\lambda_{t,j} = y_t^\top \theta_j^*$ independently for each product, where the coefficient θ_j^* encodes how product j attracts consumers of certain features. The use of product features is most helpful when there are a large number of similar products which differ in a few dimensions. For example, in online retailing, the number of products n usually exceeds 1,000, and they can usually be compactly represented by product features whose dimension is typically less than 20. Nevertheless, our algorithm works for both settings.

Online learning: We denote $r_{\max} \triangleq \max_{j \in [n]} r_j$ as the maximum reward among all products. To maximize the revenue, after observing the feature of a consumer y_t , and thus $x_{t,j}$ for all $j \in [n]$, the firm would calculate the conditional purchase probabilities according to (11) and optimize the personalized ranking using the algorithm in Section 4. However, the firm usually does not know θ^* or G_x^* for $x = 1, \dots, M$ initially. Therefore, we set up an online learning framework to address the problem.

Suppose the firm is expecting T customers arriving in sequence. For customer t , the firm may display a ranking σ_t . The feature y_t determines the purchase probability $\lambda_{t,j} = s_j^\top \Theta^* y_t$, and the expected revenue conditional on y_t is denoted as $\mathbb{E}[R(\sigma_t, X; \lambda_t, G^*)]$. The goal of the firm is to maximize the total expected revenue gained from the T customers.

The key component of online learning is that the decision of σ_t depends on the information extracted from the interactions with customers prior to t , but not on the unknown θ^* or G^* . This is referred to as the information structure. For a past customer $s < t$ facing ranking σ_s , there are two possible outcomes observed by the firm. She may purchase a product in σ_s , say, the product in the third position. She may also leave without purchasing anything. In the latter case, we assume that the firm observes the product position after which the consumer leaves. For example, she leaves after viewing four products. This is a typical setting in online retailing as the product view in a mobile phone can be

precisely tracked.

To encode the information structure, we use (Ψ_t, Υ_t) to represent the observed behavior of customer t . More precisely, $\Psi_t \in \{0, 1\}$ and $\Psi_t = 1$ if and only if customer t purchases a product. In this case, $\Upsilon_t \in [M]$ is the position of the product that is purchased. Otherwise, if $\Psi_t = 0$, then $\Upsilon_t \in [M]$ is the number of products customer t views before leaving. With this set of notations, the ranking σ_t determined by the firm may depend on $\mathcal{F}_{t-1} \triangleq \sigma(\Psi_1, \Upsilon_1, \dots, \Psi_{t-1}, \Upsilon_{t-1})$, i.e., all the past observations, and y_t , or equivalently, $\lambda_{t,j}$ for $j \in [n]$.

Performance metric: We use the cumulative regret to evaluate the performance of the proposed algorithm, which is one of the most common metrics in online learning. For a given customer t and its feature y_t , an *oracle* who knows the model parameters would calculate the conditional purchase probabilities λ_t according to (11) and choose the optimal ranking for the customer. For the ease of presentation, we denote

$$\mathcal{R}(\sigma; \lambda, G) = \mathbb{E}[R(\sigma, X; \lambda, G)]$$

throughout this section as the expected revenue from displaying σ to a customer with conditional purchase probability λ and attention span distribution G . For customer t , the oracle would optimize the expected revenue

$$\max_{|\sigma|=M} \mathcal{R}(\sigma; \lambda_t, G^*) = \max_{|\sigma|=M} \sum_{x=1}^M \prod_{i=1}^{x-1} (1 - \lambda_{t, \sigma(i)}) \cdot \lambda_{t, \sigma(x)} r_{\sigma(x)} G_x^*. \quad (12)$$

On the other hand, the expected revenue for the firm using σ_t is $\mathcal{R}(\sigma_t; \lambda_t, G^*)$.

Usually, the cumulative regret is defined to be the performance gap between the oracle and the firm that uses an online learning algorithm. In our case, because of the computation cost in finding the optimal ranking for the oracle, we consider the Best-x Algorithm to be the target to learn. More precisely, for a sequence of customers $\{y_t\}_{t=1}^T$, we can define

$$\text{Reg}(T, y) = \sum_{t=1}^T \text{Reg}_t \triangleq \sum_{t=1}^T \left(\max_{|\sigma|=M} \mathcal{R}(\sigma; \lambda_t, G^*) - e \cdot \mathcal{R}(\sigma_t; \lambda_t, G^*) \right).$$

The target of the firm is not to learn the optimal ranking under the true parameters, but the outcome of Best-x which is guaranteed to have $1/e$ approximation ratio by Theorem 2. In other words, if the firm can effectively implement Best-x after learning the value of θ^* and G_x^* as t increases, then the regret per period is diminishing, i.e., $\limsup_{T \rightarrow \infty} \text{Reg}(T)/T \leq 0$. We consider $\text{Reg}(T, y)$ for the rest of the analysis.³ We also omit the dependence on $\{y_t\}_{t=1}^T$ if there is no ambiguity.

Challenges in the algorithmic design and analysis: Although online learning has been studied extensively and various standard frameworks have been proposed, the personalized ranking problem has several unique challenges. First, in contrast to the classic multi-armed bandit problem, the observations in each round are censored and highly non-regular. In particular, the customer may leave after viewing the first product and provides no information for the attractiveness of products displayed below the first one. Or the customer may purchase the second product, providing a right-truncated censored sample for her attention span. It is unclear how to rank the products to explore effectively and learn the distribution of the attention span as well as θ^* in the presence of censoring. For example, for large M , there are hardly any consumers viewing products ranked below, say, the 30th position. The scarcity of samples makes it impossible to accurately estimate G_x^* for $x \geq 30$. We show that our algorithm is not sensitive to the parameters associated with a high degree of censoring. Intuitively, this is because G_x^* for large x has little impact on the expected revenue of any rankings.

The second difficulty due to censoring lies in the estimation of G_x^* . An ideal unbiased estimator would be the fraction of customers whose attention span is greater than or equal to x . However, because of the censoring mentioned above, the fraction is not observed, unless the firm only utilizes the uncensored observations from consumers who leave empty-handed. Such inefficient use of data may lead to inefficient learning. We show that even the censored observations can be used effectively to estimate the failure rate $h_x^* \triangleq (G_x^* - G_{x+1}^*)/G_x^*$, instead of G_x^* . We construct unbiased estimators for the failure rate, which serve as a building block for the learning algorithm.

The third difficulty lies in the simultaneous learning of attention spans and feature-

³We point out that the proposed learning algorithm can be slightly modified to achieve the same rate of regret without the scaling factor e , as long as the computation cost for the optimal ranking is neglected.

based conditional purchase probabilities. Unlike existing works in cascade bandits that assume customers leave the platform after viewing exactly M products, the random attention span in our model introduces another source of randomness, which drastically complicates the structure of the observed information and the analysis. We develop efficient learning algorithm that incorporates both conditional purchase probabilities and attention spans into a unified framework, and achieve good performance in both theoretical and practical perspectives.

5.2 The RankUCB Algorithm

Next we introduce the algorithm, which is referred to as *RankUCB*. To introduce the algorithm, we first note that the observations (Ψ_t, Υ_t) from customer t cannot be readily used. In order to present the algorithm more compactly, we re-encode them as below. We define a set of random variables $Y_{t,k}$, $Z_{t,k}$, $O_{t,k}^Y$ and $O_{t,k}^Z$ for $k = 1, \dots, M$, contingent on (Ψ_t, Υ_t) . More precisely, if $\Psi_t = 0$, then for all k

$$Y_{t,k} = \mathbb{I}_{k=\Upsilon_t}, \quad Z_{t,k} = 0, \quad O_{t,k}^Y = \mathbb{I}_{k \leq \Upsilon_t}, \quad O_{t,k}^Z = \mathbb{I}_{k \leq \Upsilon_t};$$

if $\Psi_t = 1$, then

$$Y_{t,k} = 0, \quad Z_{t,k} = \mathbb{I}_{k=\Upsilon_t}, \quad O_{t,k}^Y = \mathbb{I}_{k \leq \Upsilon_t - 1}, \quad O_{t,k}^Z = \mathbb{I}_{k \leq \Upsilon_t}.$$

To interpret, consider $Y_{t,k}$ to be a Bernoulli random variable with mean h_k , i.e., the failure rate at $X = k$, to indicate whether customer t leaves after inspecting position k ; and $Z_{t,k}$ to be a Bernoulli random variable with mean $x_{t,\sigma_t(k)}^\top \theta^*$, to indicate whether customer t finds the product at position k satisfying. For example, if customer t purchases the product ranked at the i -th position, then $Z_{t,k}$'s are zero for $k < i$ and $Z_{t,i} = 1$. More importantly, $O_{t,k}^Y$ and $O_{t,k}^Z$ indicate whether $Y_{t,k}$ and $Z_{t,k}$ are observed (not censored), respectively. For example, if customer t purchases the product ranked at position i , then we only observe that her attention span is no less than i , and thus $O_{t,k}^Y = 1$ if and only if $k \leq i - 1$. Note that the censoring has a nested structure: if $O_{t,k}^Y = 1$, then $O_{t,i}^Y = 1$ for $i \leq k$. The censoring mechanism is illustrated in Figure 1.

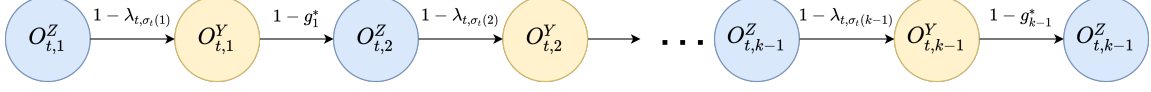


Figure 1: A graph illustrating the sequence of how $Z_{t,k}$ and $Y_{t,k}$ are observed.

Estimating θ^* : After observing the behavior of t customers, we use

$$\hat{\theta}_t \triangleq \underset{\theta}{\operatorname{argmin}} \left\{ \sum_{s=1}^t \sum_{k=1}^M O_{s,k}^Z (x_{s,\sigma_s(k)}^\top \theta - Z_{s,k})^2 + \frac{\gamma}{2} \|\theta\|^2 \right\} = \mathbf{V}_t^{-1} B_t, \quad (13)$$

to estimate θ^* , where $\mathbf{V}_t = \sum_{s=1}^t \sum_{k=1}^M O_{s,k}^Z \cdot x_{s,\sigma_s(k)} x_{s,\sigma_s(k)}^\top + \gamma \mathbf{I}_d$, \mathbf{I}_d is the $d \times d$ identity matrix and $B_t = \sum_{s=1}^t \sum_{k=1}^M O_{s,k}^Z \cdot x_{s,\sigma_s(k)} Z_{s,k}$. This is a typical ℓ_2 -regularized least square estimator.

Estimating the failure rate h^* : Recall that the failure rate h_k^* is defined as $(G_k^* - G_{k+1}^*)/G_k^*$, for $k = 1, 2, \dots, M-1$, and $h_M^* = 1$. We estimate the failure rate by

$$\hat{h}_{t,k} = \underset{h}{\operatorname{argmin}} \sum_{s=1}^t O_{s,k}^Y \cdot (h - Y_{s,k})^2 = \sum_{s=1}^t O_{s,k}^Y \cdot \frac{Y_{s,k}}{N_{t,k}}, \quad (14)$$

where $N_{t,k} \triangleq \sum_{s=1}^t O_{s,k}^Y$ is the number of observed $Y_{s,k}$'s up to round t . In other words, we use the frequency that a customer moves on to inspect the product ranked at $k+1$ from that at k .

The theoretical guarantees of the estimators are provided below in the form of a confidence region. We denote $\|x\|_A = \sqrt{x^\top A x}$ for a positive definite matrix $A \in \mathbb{R}^{d \times d}$.

Lemma 2. *For any $t \geq 1$, with probability at least $1 - M/(t+1)^2$, the following event occurs:*

$$\xi_t \triangleq \left\{ \|\theta^* - \hat{\theta}_t\|_{\mathbf{V}_t^{-1}} \leq \rho_t, \quad |h_k^* - \hat{h}_{t,k}| \leq \sqrt{\ln(t+1)/N_{t,k}}, \quad \forall k = 1, 2, \dots, M-1 \right\},$$

where $\rho_t = \frac{1}{2} \sqrt{d \log \left(1 + \frac{tM}{\gamma d} \right) + 4 \log(t+1)} + D\gamma^{1/2}$.

Optimistic estimator: The design of our algorithm follows the principle of “optimism in the face of uncertainty,” which is shared by all UCB-type algorithms. In particular,

when customer t arrives, based on the confidence region provided in Lemma 2, the firm calculates the *optimistic estimators* in the confidence region:

$$h_{t,k}^L \triangleq \min_{h_k} \left\{ h_k : |h_k - \hat{h}_{t-1,k}| \leq \sqrt{\log(t)/N_{t-1,k}}, h_k \in [0, 1] \right\} = \text{Proj}_{[0,1]} \left(\hat{h}_{t-1,k} - \sqrt{\frac{\ln(t)}{N_{t-1,k}}} \right)$$

$$u_{t,j} \triangleq \max_{\theta} \left\{ x_{t,j}^\top \theta : \|\theta - \hat{\theta}_{t-1}\|_{V_{t-1}} \leq \rho_{t-1}, 0 \leq x_{t,j}^\top \theta \leq 1 \right\} = \text{Proj}_{[0,1]} \left(x_{t,j}^\top \hat{\theta}_{t-1} + \rho_{t-1} \|x_{t,j}\|_{V_{t-1}^{-1}} \right).$$

In other words, we estimate the hazard rate $h_{t,k}^L$ to be the minimum in the confidence region; such choice guarantees that customers would view as many products as possible and thus generates the most optimistic revenue. Moreover, $\prod_{k=1}^{x-1} h_{t,k}^L$ gives an optimistic estimator for G_x^* , denoted as $G_{t,x}^U$. The quantity $u_{t,j}$ provides an optimistic estimator for the conditional purchase probability of product j , given the confidence region of θ^* and the feature of customer t .

We present the details in Algorithm 4. When customer t arrives, the seller first calculates the optimistic estimators $u_{t,j}$ and G_k^U , as shown in Steps 5 and 6. Then, the optimistic estimators are plugged into Best-x to calculate the optimal ranking for customer t (Step 7). After the observation of customer t is collected, the seller updates the confidence region, which in turn is used for the next customer.

5.3 Regret analysis

Next we analyze the regret of Algorithm 4, which is formally presented in the next theorem.

Theorem 3. *Suppose Assumptions 1 and 2 hold for the sequence of customers $\{y_t\}_{t=1}^T$. The cumulative regret of Algorithm 4 with $\gamma \geq 1$ can be bounded by*

$$\text{Reg}(T, y) \leq 4eMr_{\max} \sqrt{T \ln T} + 2e\rho_{T-1}Mr_{\max} \cdot \sqrt{2Td \log \left(1 + \frac{TM}{\gamma d} \right)} + \frac{M\pi^2 r_{\max}}{6},$$

where $\rho_{T-1} = \frac{1}{2} \sqrt{d \log \left(1 + \frac{(T-1)M}{\gamma d} \right)} + 4 \log(T) + D\gamma^{1/2}$ and $r_{\max} = \max_{j \in [n]} r_j$.

We first remark on the dependence on various model parameters. The regret grows at

Algorithm 4 RankUCB

Require: $1/e$ -oracle Best-x, product feature s_j and profit r_j for all j , regularization parameter $\gamma \geq 1$, parameters ρ_t for all t .

- 1: **Initialization:** $h_{0,k}^L = 0$ for each span $k = 1, 2, \dots, M-1$, $\mathbf{V}_0 = \gamma \mathbf{I} \in \mathbb{R}^{d \times d}$, $B_0 = 0 \in \mathbb{R}^d$;
 - 2: **for** $t = 1, 2, \dots, T$ **do**
 - 3: Observe y_t
 - 4: Set $x_{t,j} = \text{vec}(y_t s_j^\top)$ for each item j and $\hat{\theta}_{t-1} = \mathbf{V}_{t-1}^{-1} B_{t-1}$
 - 5: Update $u_{t,j} = \text{Proj}_{[0,1]} \left(x_{t,j}^\top \hat{\theta}_{t-1} + \rho_{t-1} \|x_{t,j}\|_{\mathbf{V}_{t-1}^{-1}} \right)$ for each item j
 - 6: Update $h_{t,k}^L = \text{Proj}_{[0,1]} \left(\hat{h}_{t-1,k} - \sqrt{\frac{\ln(t)}{N_{t-1,k}}} \right)$, $G_{t,x}^U = \prod_{s=1}^{x-1} (1 - h_{t,s}^L)$ for each span $x = 1, 2, \dots, M-1$
 - 7: Choose $\sigma_t = \text{Best-x}(r, u_t, G_t^U)$ as the display for round t . Observe $\left\{ (Y_{t,k}, Z_{t,k}, O_{t,k}^Y, O_{t,k}^Z) \right\}_{k=1}^M$
 - 8: Update $\mathbf{V}_t = \mathbf{V}_{t-1} + \sum_{i=1}^M O_{t,i}^Z \cdot x_{t,\sigma_t(i)} x_{t,\sigma_t(i)}^\top$, $B_t = B_{t-1} + \sum_{i=1}^M x_{t,\sigma_t(i)} \cdot O_{t,i}^Z \cdot Z_{t,i}$
 - 9: Update $N_{t,k} = \sum_{s=1}^t O_{s,k}^Y$, set $\hat{h}_{t,k} = \sum_{s=1}^t O_{s,k}^Y \cdot Y_{s,k} / N_{t,k}$ for $k = 1, 2, \dots, M$
 - 10: **end for**
-

$\tilde{O}(\sqrt{T})$, which is the typical optimal rate in online learning problems. The linear dependence on r_{\max} is also necessary, which is the maximum of the single-period reward. The regret is linear in M , the number of positions to display. This is similar to the cascade bandit literature (Zong et al. 2016). In terms of the dimension of the contextual information d , the dependence is $\tilde{O}(d)$, which is the same as the contextual bandit literature (Zong et al. 2016). The linear dependence on D , the bound on $\|\theta^*\|_2$, is also understandable, as the reward in each period scales linearly in $\|\theta^*\|_2$. Therefore, the regret matches the best-achievable rate in the literature.

Next we outline the main idea behind the proof. Recall the definition of the favorable event ξ_t in Lemma 2. As a standard technique in UCB-type algorithms, we can decompose the regret in period t by

$$\text{Reg}_t = \mathbb{E}[\text{Reg}_t \mathbb{I}_{\xi_{t-1}}] + \mathbb{E}[\text{Reg}_t \mathbb{I}_{\xi_{t-1}^c}] \leq \mathbb{E}[\text{Reg}_t \mathbb{I}_{\xi_{t-1}}] + \frac{r_{\max} M}{t^2}.$$

Here the regret from the unfavorable event ξ_{t-1}^c can be bounded by the maximum revenue

in a single period r_{\max} and the probability $\mathbb{P}(\xi_{t-1}^c) \leq M/t^2$ by Lemma 2.

To bound the regret from the favorable event, the standard approach is to show that when the parameters are optimistically estimated, the corresponding reward (revenue in our case) provides an upper bound for the actual reward as long as the true parameters fall into the confidence region. However, in our case, the optimistic estimators $G_{t,k}^U$ may not have IFR (see Assumption 1) any more. It is not clear if the approximation algorithm in Step 7 of Algorithm 4 would still yield at least $1/e$ of the optimal revenue. Our next result addresses this concern.

Lemma 3. *We have*

$$\mathbb{I}_{\xi_{t-1}} \mathbb{E} \left[\mathcal{R}(\sigma_t; u_t, G_t^U) - \frac{1}{e} \mathcal{R}(\sigma^*; \lambda_t, G^*) \middle| \mathcal{F}_{t-1}, y_t \right] \geq 0.$$

The term $\mathcal{R}(\sigma_t; u_t, G_t^U)$ stands for the (conditionally) expected revenue according to the optimistic estimators and $\mathcal{R}(\sigma^*; \lambda_t, G^*)$ is the optimal expected revenue for customer t . The latter is independent of \mathcal{F}_{t-1} and depends on y_t through λ .

With its help, we can bound the regret below:

$$\begin{aligned} \mathbb{E}[\text{Reg}_t \mathbb{I}_{\xi_{t-1}}] &= \mathbb{E} \left[(\mathcal{R}(\sigma^*; \lambda_t, G^*) - e \cdot \mathcal{R}(\sigma_t; \lambda_t, G^*)) \mathbb{I}_{\xi_{t-1}} \right] \\ &\leq e \cdot \mathbb{E} \left[(\mathcal{R}(\sigma_t; u_t, G_t^U) - \mathcal{R}(\sigma_t; \lambda_t, G^*)) \mathbb{I}_{\xi_{t-1}} \right] \\ &= e \cdot \sum_{k=1}^M \mathbb{E} \left[\left(\prod_{i=1}^{k-1} (1 - u_{t, \sigma_t(i)}) \cdot u_{t, \sigma_t(k)} G_{t,k}^U - \prod_{i=1}^{k-1} (1 - \lambda_{t, \sigma_t(i)}) \cdot \lambda_{t, \sigma_t(k)} \cdot G_k^* \right) r_k \cdot \mathbb{I}_{\xi_{t-1}} \right]. \end{aligned} \quad (15)$$

In the last equality, we break down the revenue into the expected revenue from each position.

To control (15), we need to rely on the favorable event to bound the estimation error between u and λ as well as G^U and G^* . Our analysis highlights two novelties compared to the cascade bandit literature. First, in the cascade model all products have a unit reward (click or not). Therefore, the expected reward for ranking σ_t enjoys a simple aggregate

form $1 - \prod_{i=1}^M (1 - \lambda_{t,\sigma_t(i)})$. In contrast, we have to analyze the revenue

$$\left(\prod_{i=1}^{k-1} (1 - u_{t,\sigma_t(i)}) \cdot u_{t,\sigma_t(k)} G_{t,k}^U - \prod_{i=1}^{k-1} (1 - \lambda_{t,\sigma_t(i)}) \cdot \lambda_{t,\sigma_t(k)} \cdot G_k^* \right) r_k \cdot \mathbb{I}_{\xi_{t-1}} \quad (16)$$

for each position k separately, which cannot be simplified. Second, as the attention span $G_{t,k}^U = \prod_{i=1}^{k-1} (1 - h_{t,i}^L)$ is a *product* of $k-1$ optimistically estimated failure rates $h_{t,i}^L$, whose estimation error may accumulate. The control of two sources of estimation errors of $u_{t,\sigma_t(j)}$ and $h_{t,i}^L$ with non-identical rewards is not explored in the literature.

To overcome the difficulty, we plug $G_{t,k}^U = \prod_{i=1}^{k-1} (1 - h_{t,i}^L)$ into (16) and obtain

$$\left(\prod_{i=1}^{k-1} (1 - u_{t,\sigma_t(i)}) (1 - h_{t,i}^L) \cdot u_{t,\sigma_t(k)} - \prod_{i=1}^{k-1} (1 - \lambda_{t,\sigma_t(i)}) (1 - h_i^*) \cdot \lambda_{t,\sigma_t(k)} \right) r_k \cdot \mathbb{I}_{\xi_{t-1}}.$$

The term may be expressed as the sum of $O(k)$ terms of $|h_k^* - h_k^L|$ and $|u_{t,\sigma_t(k)} - \lambda_{t,\sigma_t(k)}|$. Summing over $k = 1, \dots, M$, it leads to an error that is a factor $O(M^2)$ of individual estimation errors. It would be a significant cost when M is large, as for most online retailers. Surprisingly, by coupling the observations for different k , we can show that

$$(15) \leq e \cdot r_{\max} \cdot \mathbb{E} \left[\left(\sum_{k=1}^{M-1} \mathbb{E}[O_{t,k}^Y] \cdot |h_k^* - h_k^L| + \sum_{k=1}^M \mathbb{E}[O_{t,k}^Z] \cdot |u_{t,\sigma_t(k)} - \lambda_{t,\sigma_t(k)}| \right) \mathbb{I}_{\xi_{t-1}} \right]. \quad (17)$$

It reduces the complexity of from $O(M^2)$ to $O(M)$ and matches the existing cascade bandit literature, despite the non-uniform reward and two sources of errors.

Then we leverage the confidence region of ξ_{t-1} to bound (17). In particular, we have $|h_k^* - \hat{h}_{t-1,k}| \leq 2\sqrt{\ln(t)/N_{t-1,k}}$ and $|u_{t,\sigma_t(k)} - \lambda_{t,k}| \leq 2\rho_{t-1} \|x_{t,\sigma_t(k)}\|_{\mathbf{V}_{t-1}^{-1}}$. Therefore, we can further bound (17) by

$$(17) \leq e \cdot \sum_{k=1}^{M-1} \mathbb{E}[O_{t,k}^Y] \cdot 2\sqrt{\frac{\ln(t)}{N_{t-1,k}}} \cdot r_{\max} + e \cdot \sum_{k=1}^M \mathbb{E}[O_{t,k}^Z] \cdot 2\rho_{t-1} \|x_{t,\sigma_t(k)}\|_{\mathbf{V}_{t-1}^{-1}} \cdot r_{\max}.$$

This helps us prove Theorem 3 using standard contextual bandit techniques. The detailed

proof is presented in Appendix B.

We briefly remark on how we address the challenges raised in Section 5.1. To utilize censored observations, we construct novel estimators Y and Z that can fully capture the information contained in the observation and are yet easy to manipulate to obtain unbiased estimators for the target quantities in spite of the censoring. For the difficulty in estimating G , we transform it to the failure rate which can be efficiently estimated, whose estimation error is also easy to control. To simultaneously learn the conditional purchase probabilities and span distribution, we explicitly interpret the observing mechanism of choice and continuation action of customers (see Figure 1), and express the induced regret in terms of estimation errors of feature-based conditional purchase probabilities and failure rates. These techniques allow us to show the regret bound which is of the same order as other similar problems with simpler settings.

6 Numerical Experiments

In this section, we conduct numerical experiments to examine the performance of the algorithms in practice. In particular, we first demonstrate the performance of Best-x when the conditional purchase probabilities and the distribution of the attention span are known. Then we show the performance of Algorithm 4 when the parameters are unknown and need to be learned.

6.1 The Best-x Algorithm

In our experiment, we consider 1000 products, $M = 20$ products to display and two possible distributions of the attention span (geometric and uniform), both satisfy Assumption 1:

- Setting one: $G^{(1)} = (1, 0.95, 0.9, \dots, 0.1, 0.05)$.
- Setting two: $G^{(2)} = (1, 0.95, 0.95^2, 0.95^3, \dots, 0.95^{19})$.

For each setting, we randomly generate the conditional purchase probabilities and the prices $\{(\lambda_j, r_j)\}_{j=1}^{1000}$ independently for 1000 instances. More specifically, for each instance

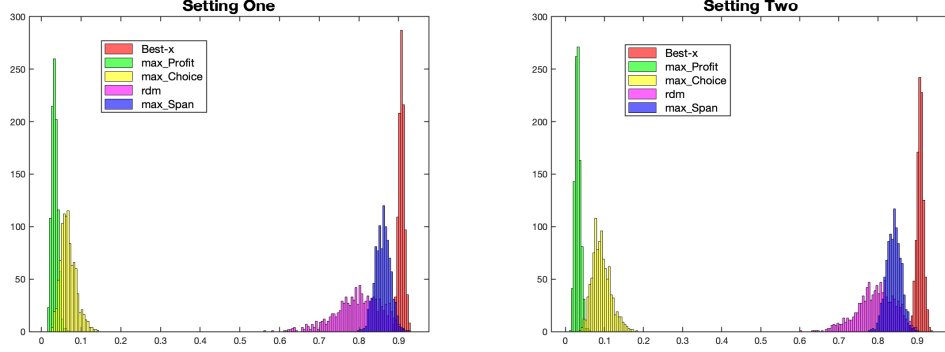


Figure 2: The performance of Best-x and other benchmarks under $G^{(1)}$ and $G^{(2)}$.

we generate independent prices from $U[0, 10]$ and conditional purchase probability from $U[0, 0.5]$, 1000 for each, where $U[a, b]$ stands for a uniform random sample between a and b . We then sort prices and conditional purchase probabilities in the opposite order and assign the values to products such that $r_j \geq r_{j+1}$ and $\lambda_j \leq \lambda_{j+1}$ for $j = 1, \dots, 999$. This is to create a realistic and “hard” scenario for algorithmic solutions, as to highlight the price and conditional purchase probability trade-off.

The benchmark is the expected revenue relative to the upper bound provided in Proposition 3, as the optimal ranking is computationally difficult to solve. We compare the performance of Best-x with four heuristic algorithms: (1) max_Profit, displaying the 20 most profitable products, (2) max_Choice, displaying the 20 products with highest conditional purchase probabilities, (3) rdm, randomly selecting 20 products, and (4) max_Span, using the optimal ranking when the attention span is fixed at 20. The performance are measured as the ratio to the upper bound derived in Proposition 3. The histogram of 1000 instances are illustrated in Figure 2. We can see that Best-x significantly outperforms other heuristics. It exceeds 88% of the upper bound even in the worst case in both settings.

6.2 RankUCB

Next, we investigate the performance of Algorithm 4 RankUCB. In this experiment, we adopt a similar setting to that in Section 6.1. In particular, we consider 1000 products and $M = 20$. We implement the RankUCB for 10 independent simulations, each with 10000 customers arriving sequentially. For each customer, her attention span has a geometric distribution $G^{(1)}$ from setting one in the last section, unknown to the firm. We conduct 10 simulation instances. At the beginning of each simulation instance, we randomly generate the prices of the products uniformly from $[0, 10]$ and their features $s_j \sim \mathcal{N}(0.25, \mathbf{I}_{d_p \times d_p}) \in \mathbb{R}^{d_p}$ with $d_p = 10$. The product features are then normalized to $\|s_j\|_2 = 1$. In each round, we randomly generate the customer feature $y_t \sim \mathcal{N}(1, 0.1 \times \mathbf{I}_{d_p \times d_p}) \in \mathbb{R}^{d_c}$ with $d_c = 5$ and also normalize it to $\|y_t\|_2 = 1$. We generate $\theta^* \sim \mathcal{N}(0.25, \mathbb{I}_{50 \times 50})$ and then normalized such that $\|\theta^*\|_2 = 0.906$. The same θ^* remains the same for the 10 independent simulations. In this setup, for any product j , it is guaranteed that the conditional purchase probability $|\lambda_{t,j}| \leq 0.906$.

Because of the dimension of the problem, the instances tend to have high variances due to the random draw of the feature vectors. To show the performance, we use a different measure than the regret. In particular, in each round we calculate the *expected* revenue of the ranking suggested by RankUCB conditional on the feature $x_{t,j}$ and thus the conditional purchase probabilities. Then we calculate the ratio over the conditionally expected revenue of the Best-x Algorithm (Algorithm 3) when all the information is known. The expected revenue instead of the realized revenue helps smooth the performance. Figure 3 illustrates the ratio over 10000 rounds as well as the standard error of 10 simulations. As we can observe, the expected reward of RankUCB increases to around 90% in 10000 rounds. This demonstrates its practical efficiency even under high dimensions $d = 50$.

We also investigate the learning of the failure rate in the experiment. In particular, we show the point estimator $\hat{h}_{t,k}$ and the optimistic estimator $\hat{h}_{t,k}^L$ for the failure rate h_k^* at $k \in \{1, 3, 5, 10, 15, 19\}$. We plot the absolute errors relative to the actual value $h_k^* \equiv 0.05$. The results are illustrated in Figure 4. From Figure 4, we observe that the estimators for smaller k converge faster, because there is less censoring for products ranked at the front.

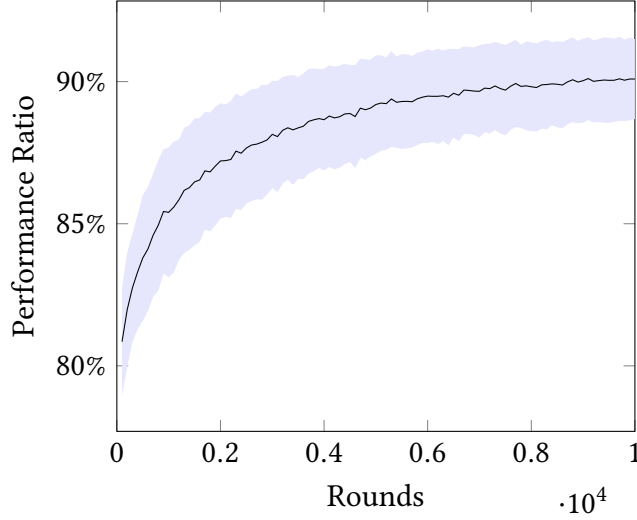


Figure 3: Performance ratio of RankUCB over 10000 rounds.

The optimistic estimators converge much slower than the point estimators, because of the slow decay of the confidence region. In particular, $\hat{h}_{t,1}^L$, $\hat{h}_{t,3}^L$ and $\hat{h}_{t,3}^L$ are very accurate over after 5000 rounds, while $\hat{h}_{t,10}^L$, $\hat{h}_{t,15}^L$ and $\hat{h}_{t,19}^L$ are still too optimistic after 10000 rounds. Nevertheless, as T increases, the convergence of the estimates is reflected in the experiment.

7 Conclusion

In this paper, we study the revenue maximization problem of an online retailer, when customers browse the ranked products in order. The model extends the well-known cascade model in two directions: customers may have random attention spans, and the products have different prices. Based on the structure of the optimal ranking under fixed attention span, we develop an approximation algorithm with $1/e$ -approximation ratio. When the conditional purchase probabilities of the products (which may be based on customer and product features) and the distribution of customers' attention spans are unknown, we provide a learning algorithm that can effectively learn the parameters and achieve near-optimal $\tilde{O}(\sqrt{T})$ regret. Our study addresses the two major challenges of the product

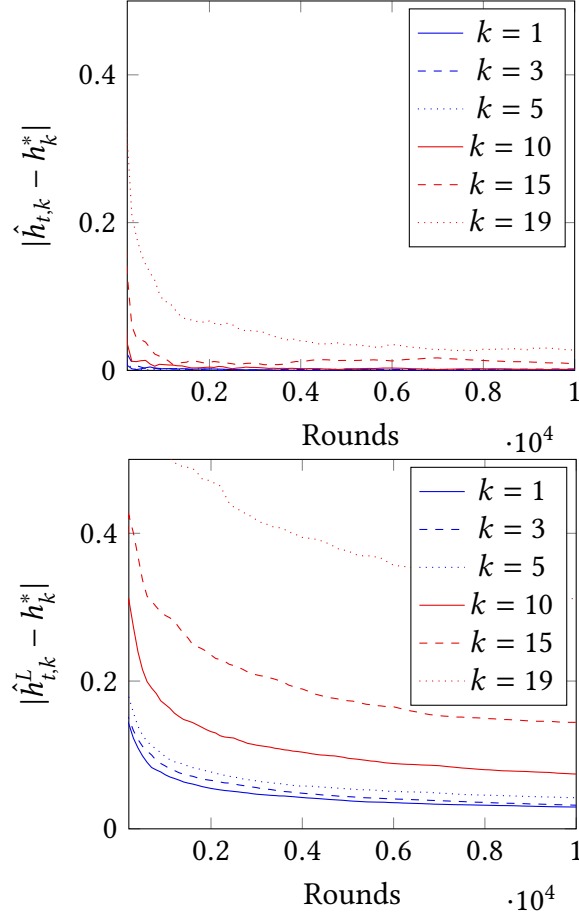


Figure 4: Estimated failure rate in the learning process.

ranking model when the firm is interested in revenue instead of click maximization.

References

- Abbasi-Yadkori, Y., D. Pál, and C. Szepesvári (2011). Improved algorithms for linear stochastic bandits. In *Advances in Neural Information Processing Systems*, pp. 2312–2320.
- Abeliuk, A., G. Berbeglia, M. Cebrian, and P. Van Hentenryck (2016). Assortment optimization under a multinomial logit model with position bias and social influence. *4OR* 14(1), 57–75.
- Agarwal, A., K. Hosanagar, and M. D. Smith (2011). Location, location, location: An analysis of

- profitability of position in online advertising markets. *Journal of Marketing Research* 48(6), 1057–1073.
- Agrawal, S., V. Avadhanula, V. Goyal, and A. Zeevi (2019). Mnl-bandit: A dynamic learning approach to assortment selection. *Operations Research* 67(5), 1453–1485.
- Aouad, A., J. Feldman, D. Segev, and D. Zhang (2019, 01). Click-based mnl: Algorithmic frameworks for modeling click data in assortment optimization. *SSRN Electronic Journal*.
- Aouad, A. and D. Segev (2020, 01). Display optimization for vertically differentiated locations under multinomial logit choice preferences. *SSRN Electronic Journal*.
- Araman, V. F. and R. Caldentey (2009). Dynamic pricing for nonperishable products with demand learning. *Operations research* 57(5), 1169–1188.
- Asadpour, A., R. Niazadeh, A. Saberi, and A. Shameli (2020). Ranking an assortment of products via sequential submodular optimization. *arXiv preprint arXiv:2002.09458*.
- Ban, G.-Y. and N. B. Keskin (2020). Personalized dynamic pricing with machine learning: High dimensional features and heterogeneous elasticity. *Working Paper*.
- Baye, M. R., J. R. J. Gatti, P. Kattuman, and J. Morgan (2009). Clicks, discontinuities, and firm demand online. *Journal of Economics & Management Strategy* 18(4), 935–975.
- Besbes, O., Y. Gur, and A. Zeevi (2015). Non-stationary stochastic optimization. *Operations research* 63(5), 1227–1244.
- Besbes, O. and A. Zeevi (2009). Dynamic pricing without knowing the demand function: Risk bounds and near-optimal algorithms. *Operations Research* 57(6), 1407–1420.
- Besbes, O. and A. Zeevi (2012). Blind network revenue management. *Operations Research* 60(6), 1537–1550.
- Broder, J. and P. Rusmevichientong (2012). Dynamic pricing under a general parametric choice model. *Operations Research* 60(4), 965–980.
- Bront, J., I. Mendez-Diaz, and G. Vulcano (2009). A column generation algorithm for choice-based network revenue management. *Operations Research* 57(3), 769–784.
- Bubeck, S. and N. Cesa-Bianchi (2012). Regret analysis of stochastic and nonstochastic multi-armed bandit problems. *Foundations and Trends in Machine Learning* 5(1), 1–122.
- Cao, J. and W. Sun (2019). Dynamic learning of sequential choice bandit problem under marketing fatigue. In *Proceedings of the AAAI Conference on Artificial Intelligence*, Volume 33, pp. 3264–3271.

- Cao, J., W. Sun, and Z.-J. M. Shen (2019). Sequential choice bandits: Learning with marketing fatigue. *Working Paper*.
- Chandon, P., J. W. Hutchinson, E. T. Bradlow, and S. H. Young (2009). Does in-store marketing work? effects of the number and position of shelf facings on brand attention and evaluation at the point of purchase. *Journal of Marketing* 73(6), 1–17.
- Chen, N. and G. Gallego (2018). A primal-dual learning algorithm for personalized dynamic pricing with an inventory constraint. *Working Paper*.
- Chen, N. and G. Gallego (2020). Nonparametric pricing analytics with customer covariates. *Operations Research Forthcoming*.
- Chen, Q., S. Jasin, and I. Duenyas (2019). Nonparametric self-adjusting control for joint learning and optimization of multiproduct pricing with finite resource capacity. *Mathematics of Operations Research* 44(2), 601–631.
- Chen, X., Y. Wang, and Y. Zhou (2018). Dynamic assortment optimization with changing contextual information. *Working Paper*.
- Cheung, W. C., D. Simchi-Levi, and H. Wang (2017). Dynamic pricing and demand learning with limited price experimentation. *Operations Research* 65(6), 1722–1731.
- Cheung, W. C., V. Tan, and Z. Zhong (2019). A thompson sampling algorithm for cascading bandits. In *The 22nd International Conference on Artificial Intelligence and Statistics*, pp. 438–447.
- Craswell, N., O. Zoeter, M. Taylor, and B. Ramsey (2008). An experimental comparison of click position-bias models. In *Proceedings of the 2008 international conference on web search and data mining*, pp. 87–94.
- Davis, J. M., G. Gallego, and H. Topaloglu (2014). Assortment optimization under variants of the nested logit model. *Operations Research* 62(2), 250–273.
- den Boer, A. V. (2015). Dynamic pricing and learning: historical origins, current research, and new directions. *Surveys in operations research and management science* 20(1), 1–18.
- Derakhshan, M., N. Golrezaei, V. Manshadi, and V. Mirrokni (2020). Product ranking on online platforms. In *Proceedings of the 21st ACM Conference on Economics and Computation*, EC ’20, New York, NY, USA, pp. 459. Association for Computing Machinery.
- Desir, A. and V. Goyal (2013). Near-optimal algorithms for capacity constrained assortment optimization. Technical report, Working paper.

- Feldman, J. and D. Segev (2019, 01). Improved approximation schemes for mnl-driven sequential assortment optimization. *Working Paper*.
- Feng, J., H. K. Bhargava, and D. M. Pennock (2007). Implementing sponsored search in web search engines: Computational evaluation of alternative mechanisms. *INFORMS Journal on Computing* 19(1), 137–148.
- Ferreira, K., S. Parthasarathy, and S. Sekar (2019). Learning to rank an assortment of products. *Working Paper*.
- Ferreira, K. J., D. Simchi-Levi, and H. Wang (2018). Online network revenue management using thompson sampling. *Operations Research* 66(6), 1586–1602.
- Flores, A., G. Berbeglia, and P. Van Hentenryck (2019). Assortment optimization under the sequential multinomial logit model. *European Journal of Operational Research* 273(3), 1052 – 1064.
- Gallego, G. and A. Li (2017, 01). Attention, consideration then selection choice model. *SSRN Electronic Journal*.
- Gallego, G., A. Li, V.-A. Truong, and X. Wang (2020). Approximation algorithms for product framing and pricing. *Operations Research* 68(1), 134–160.
- Gao, P., Y. Ma, N. Chen, G. Gallego, A. Li, P. Rusmevichientong, and H. Topaloglu (2020). Assortment optimization and pricing under the multinomial logit model with impatient customers: Sequential recommendation and selection. *Operations Research*.
- Gao, X., S. Jasin, S. Najafi, and H. Zhang (2018). Joint learning and optimization for multi-product pricing under a general cascade click model. *Working Paper*.
- Ghose, A. and S. Yang (2009). An empirical analysis of search engine advertising: Sponsored search in electronic markets. *Management Science* 55(10), 1605–1622.
- Kallus, N. and M. Udell (2020). Dynamic assortment personalization in high dimensions. *Operations Research*.
- Kapteyn, A., T. Wansbeek, and J. Buyze (1979, November). Maximizing or Satisficing? *The Review of Economics and Statistics* 61(4), 549–563.
- Katariya, S., B. Kveton, C. Szepesvari, and Z. Wen (2016). Dcm bandits: Learning to rank with multiple clicks. In *International Conference on Machine Learning*, pp. 1215–1224.
- Kempe, D. and M. Mahdian (2008). A cascade model for externalities in sponsored search. In *International Workshop on Internet and Network Economics*, pp. 585–596. Springer.

- Kveton, B., C. Szepesvari, Z. Wen, and A. Ashkan (2015). Cascading bandits: Learning to rank in the cascade model. In *International Conference on Machine Learning*, pp. 767–776.
- Kveton, B., Z. Wen, A. Ashkan, and C. Szepesvari (2015). Combinatorial cascading bandits. In *Advances in Neural Information Processing Systems*, pp. 1450–1458.
- Lagrée, P., C. Vernade, and O. Cappe (2016). Multiple-play bandits in the position-based model. In *Advances in Neural Information Processing Systems*, pp. 1597–1605.
- Liu, N., Y. Ma, and H. Topaloglu (2020). Assortment optimization under the multinomial logit model with sequential offerings. *INFORMS Journal on Computing* 32(3), 835–853.
- Mahajan, S. and G. van Ryzin (2001). Stocking retail assortments under dynamic consumer substitution. *Operations Research* 49(3), 334–351.
- Miao, S., X. Chen, X. Chao, J. Liu, and Y. Zhang (2019). Context-based dynamic pricing with online clustering. *Working Paper*.
- Niazadeh, R., N. Golrezaei, J. Wang, F. Susan, and A. Badanidiyuru (2020). Online learning via offline greedy: Applications in market design and optimization. *Working Paper*.
- Oh, M.-h. and G. Iyengar (2019). Thompson sampling for multinomial logit contextual bandits. In *Advances in Neural Information Processing Systems*, pp. 3151–3161.
- Rinne, H. (2014). *The Hazard Rate: Theory and Inference (with Supplementary MATLAB-Programs)*.
- Rusmevichientong, P., Z.-J. M. Shen, and D. B. Shmoys (2010). Dynamic assortment optimization with a multinomial logit choice model and capacity constraint. *Operations research* 58(6), 1666–1680.
- Sauré, D. and A. Zeevi (2013). Optimal dynamic assortment planning with demand learning. *Manufacturing & Service Operations Management* 15(3), 387–404.
- Talluri, K. and G. Van Ryzin (2004). Revenue management under a general discrete choice model of consumer behavior. *Management Science* 50(1), 15–33.
- Wang, R. and O. Sahin (2018). The impact of consumer search cost on assortment planning and pricing. *Management Science* 64(8), 3649–3666.
- Wen, Z., B. Kveton, M. Valko, and S. Vaswani (2017). Online influence maximization under independent cascade model with semi-bandit feedback. In *Advances in neural information processing systems*, pp. 3022–3032.
- Zong, S., H. Ni, K. Sung, N. R. Ke, Z. Wen, and B. Kveton (2016). Cascading bandits for large-scale recommendation problems. *arXiv preprint arXiv:1603.05359*.

A Proofs in Section 4

Proof of Lemma 1: For the simplicity of notations, let us assume that $S = \{1, \dots, x\}$. Suppose in the ranking σ there exists $i \in \{1, \dots, x-1\}$ such that $r_{\sigma(i)} > r_{\sigma(i+1)}$. We will argue that we can strictly improve the expected revenue by swapping the two products without changing the positions of other products. Consider the new ranking σ' with $\sigma'(i) = \sigma(i+1)$, $\sigma'(i+1) = \sigma(i)$, and $\sigma'(k) = \sigma(k)$ for all other k . Let $\pi_{\sigma(i)}(\sigma) \triangleq \prod_{s=1}^{i-1} (1 - \lambda_{\sigma(s)})$ be the probability that the customer views product $\sigma(i)$. By definition, it is easy to see $\pi_{\sigma(k)}(\sigma) = \pi_{\sigma'(k)}(\sigma')$ for $k = 1, \dots, i, i+2, \dots, x$. Therefore, the expected revenues generated from products in position k are equal under σ and σ' for $k = 1, \dots, i-1, i+2, \dots, x$, recalling formula (2).

In order to show $R(\sigma', x) > R(\sigma, x)$, it suffices to compare the revenues generated from the products in position i and $i+1$ under the two rankings:

$$\pi_{\sigma(i)}(\sigma) \lambda_{\sigma(i)} r_{\sigma(i)} + \pi_{\sigma(i+1)}(\sigma) \lambda_{\sigma(i+1)} r_{\sigma(i+1)} < \pi_{\sigma'(i)}(\sigma') \lambda_{\sigma'(i)} r_{\sigma'(i)} + \pi_{\sigma'(i+1)}(\sigma') \lambda_{\sigma'(i+1)} r_{\sigma'(i+1)}.$$

This is indeed the case because

$$\begin{aligned} & \pi_{\sigma(i)}(\sigma) \cdot r_{\sigma(i)} \lambda_{\sigma(i)} + \pi_{\sigma(i+1)}(\sigma) \cdot r_{\sigma(i+1)} \lambda_{\sigma(i+1)} \\ &= \pi_{\sigma(i)}(\sigma) \left(r_{\sigma(i)} \cdot \lambda_{\sigma(i)} + (1 - \lambda_{\sigma(i)}) \cdot r_{\sigma(i+1)} \cdot \lambda_{\sigma(i+1)} \right) \\ &= \pi_{\sigma(i)}(\sigma) \left(r_{\sigma(i+1)} \cdot \lambda_{\sigma(i+1)} + r_{\sigma(i)} (1 - \lambda_{\sigma(i+1)}) \cdot \lambda_{\sigma(i)} + (r_{\sigma(i)} - r_{\sigma(i+1)}) \lambda_{\sigma(i)} \lambda_{\sigma(i+1)} \right) \\ &< \pi_{\sigma(i)}(\sigma) \left(r_{\sigma(i+1)} \cdot \lambda_{\sigma(i+1)} + r_{\sigma(i)} (1 - \lambda_{\sigma(i+1)}) \cdot \lambda_{\sigma(i)} \right) \\ &= \pi_{\sigma'(i)}(\sigma') \cdot r_{\sigma'(i)} \lambda_{\sigma'(i)} + \pi_{\sigma'(i+1)}(\sigma') \cdot r_{\sigma'(i+1)} \lambda_{\sigma'(i+1)}. \end{aligned}$$

The inequality is because $r_{\sigma(i)} - r_{\sigma(i+1)} < 0$ and $1 > \lambda > 0$. Therefore, σ cannot be optimal and we have completed the proof. \square

Proof of Proposition 1: First of all, we show σ_j^k is the optimal display of selecting k products from $\{j, j+1, \dots, n\}$ based on the recursive relationship in dynamical programming, with corresponding revenue H_j^k .

For $x = 1$, we can see $H_j = \max_{s \geq j} r_s \lambda_s$, which exactly represents the maximum

reward obtained by displaying one product from $\{j, j+1, \dots, n\}$. Meanwhile, for any arbitrary $x \leq n$, we can see $\sigma_{n-x+1}^x = \{n-x+1, n-x+2, \dots, n\}$, which displays x products the last x ones. Thus, H_{n-x+1}^x is also optimal for $x \leq n$. We use these two scenarios as the base case, and prove the claim by induction. In particular, we show that if both σ_{j+1}^x and σ_j^{x-1} are optimal displays, then σ_j^x is also optimal.

Recall the recursive relationship (5) that

$$H_j^x = \max \left(r_j \lambda_j + (1 - \lambda_j) H_{j+1}^{x-1}, H_{j+1}^x \right).$$

Suppose σ_j^x is not optimal, then there must exists another display $\tilde{\sigma}_j^x$ with corresponding expected reward $\tilde{H}_j^x > H_j^x$. We consider two scenarios: (i) Suppose $j \in \tilde{\sigma}_j^x$, let $\tilde{\sigma}_j^x[2, x]$ be the display from the second product of $\tilde{\sigma}_j^x$ containing $(x-1)$ products with reward $R(\tilde{\sigma}_j^x[2, x], x-1)$, then we have

$$\tilde{H}_j^x = r_j \lambda_j + (1 - \lambda_j) R(\tilde{\sigma}_j^x[2, x], x-1) > H_j^x \geq r_j \lambda_j + (1 - \lambda_j) H_{j+1}^{x-1},$$

which implies $R(\tilde{\sigma}_j^x[2, x], x-1) > H_{j+1}^{x-1}$ and $\sigma_j^x[2, x]$ yields higher reward than σ_{j+1}^{x-1} . This contradicts the optimality of σ_{j+1}^{x-1} . (ii) Suppose $j \notin \tilde{\sigma}_j^x$, we have $\tilde{\sigma}_j^x = \sigma_{j+1}^x$, which also contradicts the assumption that $\tilde{H}_j^x > H_j^x \geq H_{j+1}^x$. Combining both cases, we conclude that σ_j^x is also optimal and completes the induction proof.

Next, it suffices to show that σ_j^k preserves the least lexicographic value to ensure σ_j^k is \mathcal{L} -optimal. We use induction to prove that for any $1 \leq k \leq n$, σ_j^k is the \mathcal{L} -optimal display of selecting k products from $\{j, j+1, \dots, n\}$.

For $k = 1$, let $\sigma_j^1 = \{s\}$ be the solution returned by Algorithm 1 for $1 \leq j \leq s \leq n$, based on the recursive relationship (5), we can see $\lambda_u r_u < \lambda_s r_s$ for all $j \leq u \leq s-1$, and $\lambda_v r_v \leq \lambda_s r_s$ for all $s+1 \leq v \leq n$. Hence, σ_j^1 is \mathcal{L} -optimal for any $1 \leq j \leq n$.

Next, suppose that argument is true for k . That is, σ_j^k is \mathcal{L} -optimal for all $1 \leq j \leq n-k+1$, we show that σ_j^{k+1} is also \mathcal{L} -optimal for $1 \leq j \leq n-k$.

Suppose σ_j^{k+1} is *not* \mathcal{L} -optimal, then there exists a size- $(k+1)$ display $\tilde{\sigma}_j^{k+1}$ among products $\{j, j+1, \dots, n\}$ that preserves same expected revenue $\tilde{H}_j^{k+1} = H_j^{k+1}$ (as σ_j^{k+1} is optimal) but smaller lexicographic value than σ_j^{k+1} . Let $s_1 = \min\{s, s \in \sigma_j^{k+1}\}$ and

$\tilde{s}_1 = \min\{\tilde{s}, \tilde{s} \in \tilde{\sigma}_j^{k+1}\}$ be the item placed on the first position of σ_j^{k+1} and $\tilde{\sigma}_j^{k+1}$ respectively. There are three scenarios to consider: (i) Suppose $\tilde{s}_1 < s_1$, based on the dynamic programming relationship (5), we can see

$$\tilde{H}_j^{k+1} = \lambda_{\tilde{s}_1} r_{\tilde{s}_1} + (1 - \lambda_{\tilde{s}_1}) H_{\tilde{s}_1+1}^k < \lambda_{s_1} r_{s_1} + (1 - \lambda_{s_1}) H_{s_1+1}^k = H_j^{k+1},$$

which contradicts the \mathcal{L} -optimality of $\tilde{\sigma}_j^{k+1}$. (ii) Suppose $\tilde{s}_1 > s_1$, the lexicographic value of $\tilde{\sigma}_j^{k+1}$ is indeed strictly higher than σ_j^{k+1} , which also contradicts the \mathcal{L} -optimality of $\tilde{\sigma}_j^{k+1}$. (iii) Suppose $\tilde{s}_1 = s_1$ that the lexicographic value of the items placed on the first position of σ_j^{k+1} and $\tilde{\sigma}_j^{k+1}$ are the same. Let $\tilde{\sigma}_{s_1+1}^k$ be the display from 2nd to the last position of $\tilde{\sigma}_j^{k+1}$, we can see that $\tilde{\sigma}_{s_1+1}^k \neq \sigma_{s_1+1}^k$, otherwise we have $\tilde{\sigma}_j^{k+1} := \{s_1\} \cup \tilde{\sigma}_{s_1+1}^k = \{s_1\} \cup \sigma_{s_1+1}^k =: \sigma_j^{k+1}$. As $\sigma_{s_1+1}^k$ is \mathcal{L} -optimal from the induction argument, the lexicographic value of $\sigma_{s_1+1}^k$ is strictly less than that of $\tilde{\sigma}_{s_1+1}^k$, which also contradicts the assumption that $\tilde{\sigma}_j^{k+1}$ is \mathcal{L} -optimal. Combing all three scenarios above, we conclude that σ_j^{k+1} is also \mathcal{L} -optimal, which completes the induction proof. \square

Proof of Proposition 2:

In order to lay out the main idea of the proof, we first introduce some notations. Recall H_j^x is the optimal revenue for customers with attention span x , when the products are chosen from $\{j, j+1, \dots, n\}$. Note that j and x satisfy $j+x \leq n+1$ for the problem to be non-trivial. Otherwise, we just display all products. Similarly, let σ_j^x denote the corresponding \mathcal{L} -optimal ranking. By Lemma 1, the products in σ_j^x are ordered by decreasing prices. We first prove the base case for the induction:

Claim: $\sigma_{n-2}^1 \subset \sigma_{n-2}^2 \subset \sigma_{n-2}^3$.

We state the proof for the claim below. Since the products are chosen from $\{n-2, n-1, n\}$, the ranking σ_{n-2}^3 includes all products and thus $\sigma_{n-2}^2 \subset \sigma_{n-2}^3$. To show $\sigma_{n-2}^1 \subset \sigma_{n-2}^2$, first consider the case $\sigma_{n-2}^1 = \{n-2\}$. It implies that $r_{n-2}\lambda_{n-2} \geq \max\{r_{n-1}\lambda_{n-1}, r_n\lambda_n\}$ because it is optimal to display product $n-2$ when customers have attention span fixed at one. If $n-2 \notin \sigma_{n-2}^2$, then we have $\sigma_{n-2}^2 = \{n-1, n\}$. By Lemma 1 and (1), the optimal ranking has the same order as the indices of the products in it. Therefore, with a slight abuse of notation, we simply use a set to denote the ranking, which is non-ambiguous. If we replace product n in the second position of σ_{n-2}^2 by product $n-2$, the expected

revenue conditional on the event that the customer doesn't choose product $n - 1$ in the first position is $r_{n-2}\lambda_{n-2}$, no less than $r_n\lambda_n$ which is the conditional expected revenue of product n . Therefore, $\sigma_{n-2}^2 = \{n - 1, n\}$ cannot be \mathcal{L} -optimal and we conclude that $n - 2 \in \sigma_{n-2}^2$. This implies $\sigma_{n-2}^1 \subset \sigma_{n-2}^2$. Similar argument can be applied to the cases $\sigma_{n-2}^1 = \{n - 1\}$ or $\{n\}$. Therefore, we have completed the proof for the claim.

Now that we have proved the base case, the next lemma serves as the induction step.

Consider the \mathcal{L} -optimal assortment σ_j^x of choosing x products from $\{j, j + 1, \dots, n\}$, as there are $n - j + 1$ products available among $\{j, j + 1, \dots, n\}$, we can see $1 \leq x \leq n - j + 1$. The following lemma states that if the \mathcal{L} -optimal displays among $\{j, j + 1, \dots, n\}$ preserve a nested structure, then the \mathcal{L} -optimal displays among $\{j - 1, j, j + 1, \dots, n\}$ must follow such a nested structure as well.

Lemma 4. *Given $j \in \{2, 3, \dots, n - 2\}$, for any \mathcal{L} -optimal assortment σ_j^x of choosing x products from $\{j, j + 1, \dots, n\}$ with $1 \leq x \leq n - j + 1$, if they are nested such that $\sigma_j^1 \subset \sigma_j^2 \subset \dots \subset \sigma_j^{n-j+1}$, then the \mathcal{L} -optimal displays among products $\{j - 1, j, \dots, n\}$ are also nested, i.e., $\sigma_{j-1}^1 \subset \sigma_{j-1}^2 \subset \dots \subset \sigma_{j-1}^{n-j+2}$.*

With Lemma 4, we are able to show Proposition 2 recursively.

Before proving Lemma 6 and Lemma 4, we first provide a lemma characterizing the relationship between H_j^m and H_j^{m+1} , which is frequently applied throughout our analysis.

Lemma 5. *For any $j = 1, 2, \dots, n - 1$ and $x = 1, 2, \dots, n - j$, we have $H_j^x \leq H_j^{x+1}$.*

Proof of Lemma 5: Recall that σ_j^x and σ_j^{x+1} are the optimal \mathcal{L} -optimal ranking for x and $x + 1$ products respectively. Let $P_0 = \prod_{s=1}^x (1 - \lambda_{\sigma_j^x(s)})$ be the probability that no products are purchased within σ_j^x . Without loss of generality, for any product $k \geq j, k \notin \sigma_j^x$, by adding this product at the last position of σ_j^x , we can construct a ranking $\tilde{\sigma}_j^{x+1}$ such that $\tilde{\sigma}_j^{x+1}(s) = \sigma_j^x(s)$ for $s = 1, 2, \dots, m$ and $\tilde{\sigma}_j^{x+1}(x + 1) = k$. It is easy to see that

$$R(\tilde{\sigma}_j^{x+1}, x + 1) = R(\sigma_j^x, x) + P_0 \cdot \lambda_k r_k \geq R(\sigma_j^x, x).$$

Due to the fact $|\tilde{\sigma}_j^{x+1}| = x + 1$ and the optimality of σ_j^{x+1} , we also have $H_j^{x+1} = R(\sigma_j^{x+1}, x + 1)$.

1) $\geq R(\tilde{\sigma}_j^{x+1}, x+1)$. Combining them together, we conclude that

$$H_j^{x+1} \geq R(\tilde{\sigma}_j^{x+1}, x+1) \geq R(\sigma_j^x, m) = H_j^x,$$

which completes the proof. \square

Lemma 6. *Given $j \in \{1, \dots, n-2\}$, if $\sigma_j^1 \subset \sigma_j^2 \subset \dots \subset \sigma_j^{n-j+1}$, then we have*

$$H_j^{x+2} - H_j^{x+1} \leq H_j^{x+1} - H_j^x,$$

for all $x = 1, 2, \dots, n-j-1$.

Proof of Lemma 6: Due to the condition of the lemma, we have $\sigma_j^x \subset \sigma_j^{x+1} \subset \sigma_j^{x+2}$. Let u and v be the two items added to the optimal ranking for attention span $x+1$ and $x+2$ involving products $\{j, j+1, \dots, n\}$. That is,

$$\sigma_j^{x+1} = \sigma_j^x \cup \{u\} \text{ and } \sigma_j^{x+2} = \sigma_j^{x+1} \cup \{v\}.$$

Again, we treat a ranking as a set without ambiguity because of Lemma 1. Suppose on the contrary the result does not hold, that is,

$$H_j^{x+2} - H_j^{x+1} > H_j^{x+1} - H_j^x. \quad (18)$$

We consider the two scenarios $u < v$ and $u > v$ separately. Also recall that $H_j^k = R(\sigma_j^k, k)$ for $k = x, x+1, x+2$.

- Suppose $u < v$ and let x_v be the number of items displayed in σ_j^{x+2} after item v . By Lemma 1, the products displayed after item v are chosen from $\{v+1, v+2, \dots, n\}$. Moreover, they must generate the optimal revenue conditional on the event that the customer does not purchase any product after viewing product v . Therefore, the sub-ranking after v is $\sigma_{v+1}^{x_v}$ and the conditional expected revenue is $H_{v+1}^{x_v}$.

Let P_1 be the probability that a customer views product v in the ranking σ_j^{x+2} . Suppose product v is inserted in the i_v -th position of σ_j^{x+2} , i.e., $\sigma_j^{x+2}(i_v) = v$. Due to the fact that $\sigma_j^{x+2} = \sigma_j^{x+1} \cup \{v\}$ and v is inserted after u (because $u < v$ and Lemma 1),

the probability of viewing the i_v -th item in σ_j^{x+1} is also P_1 . The expected revenues generated before the i_v -th product are identical in σ_j^{x+1} and σ_j^{x+2} . Thus, we have

$$H_j^{x+2} - H_j^{x+1} = P_1 \cdot (\lambda_v r_v + (1 - \lambda_v) H_{v+1}^{x_v} - H_{v+1}^{x_v}) = P_1 \cdot (\lambda_v r_v - \lambda_v H_{v+1}^{x_v}). \quad (19)$$

Moreover, combining (19) with Lemma 5, we can see that $r_v \geq H_{v+1}^{x_v}$ because $P_1 > 0$ and $\lambda_v > 0$.

Let $\tilde{\sigma}_j^{x+1} = \sigma_j^x \cup \{v\}$. Note that $\tilde{\sigma}_j^{x+1}$ includes $x+1$ products and it is not the optimal ranking. But we arrange the product in the ascending order of their indices as Lemma 1. Let \tilde{P}_1 be the probability of viewing product v in the ranking $\tilde{\sigma}_j^{x+1}$ for a customer of attention span $x+1$. Comparing $\tilde{\sigma}_j^{x+1}$ and σ_j^{x+2} , the product u is inserted to $\tilde{\sigma}_j^{x+1}$ to turn it into σ_j^{x+2} . Because $u < v$, we have $P_1 = (1 - \lambda_u) \tilde{P}_1 \leq \tilde{P}_1$. Note that the expected revenue conditional on the event that a customer doesn't purchase after viewing product v in $\tilde{\sigma}_j^{x+1}$ is still $H_{v+1}^{x_v}$ as the sub-ranking after v remains the same as σ_j^{x+2} .

Now consider the expected revenue of $\tilde{\sigma}_j^{x+1}$ and σ_j^x , which removes product v in the former ranking. We have

$$\begin{aligned} R(\sigma_i^x \cup \{v\}, x+1) - H_i^x &= \tilde{P}_1 (\lambda_v r_v + (1 - \lambda_v) H_{v+1}^{x_v} - H_{v+1}^{x_v}) = \tilde{P}_1 (\lambda_v r_v - \lambda_v H_{v+1}^{x_v}) \\ &\geq P_1 (\lambda_v r_v - \lambda_v H_{v+1}^{x_v}) = H_j^{x+2} - H_j^{x+1} > H_j^{x+1} - H_j^x, \end{aligned}$$

where the first inequality follows from $P_1 \leq \tilde{P}_1$ and $r_v - H_{v+1}^{x_v} \geq 0$, the last equality follows from (19), and the last inequality follows from (18). Therefore, we have $R(\sigma_j^x \cup \{v\}, x+1) > H_j^{x+1}$, which contracts the \mathcal{L} -optimality of σ_j^{x+1} .

- Next consider the case $v < u$. Suppose there are x_v items placed after v in σ_j^{x+2} . Similarly, denote the sub-ranking as $\sigma_{v+1}^{x_v}$ and the expected reward as $H_{v+1}^{x_v}$. Define P_0 as the probability of viewing item v under σ_j^{x+2} . Similar to (19), we have

$$H_j^{x+2} - H_j^{x+1} = P_0 (\lambda_v r_v - \lambda_v H_{v+1}^{x_v}).$$

Consider the ranking $\tilde{\sigma}_j^{x+1} = \sigma_j^x \cup \{v\}$. The sub-ranking after v in $\tilde{\sigma}_j^{x+1}$ is $\sigma_{v+1}^{x_v} \setminus \{u\}$, or equivalently $\sigma_{v+1}^{x_v-1}$. By Lemma 5, we have $H_{v+1}^{x_v-1} \leq H_{v+1}^{x_v}$. Therefore, similar to (19), we have

$$\begin{aligned} & R(\sigma_j^x \cup \{v\}, x+1) - H_j^x \\ &= P_0(\lambda_v r_v - \lambda_v H_{v+1}^{x_v-1}) \geq P_0(\lambda_v r_v - \lambda_v H_{v+1}^{x_v}) = H_j^{x+2} - H_j^{x+1} > H_j^{x+1} - H_j^x, \end{aligned}$$

which implies that $R(\sigma_j^x \cup \{v\}, x+1) > H_j^{x+1}$ and contradicts the \mathcal{L} -optimality of σ_j^{x+1} .

Combining both cases, we conclude $H_j^{x+2} - H_j^{x+1} \leq H_j^{x+1} - H_j^x$, which completes the proof. \square

Proof of Lemma 4: First, consider σ_{j-1}^1 which has a single product. Suppose $\sigma_{j-1}^1 = \{u\}$ where $u \geq j-1$. We have $r_u \lambda_u \geq \max_{k \geq j-1} \{r_k \lambda_k\}$ and $r_u \lambda_u > \max_{k=j-1, \dots, u-1} \{r_k \lambda_k\}$ because of the \mathcal{L} -optimality of σ_{j-1}^1 . Therefore, if $u \notin \sigma_{j-1}^2$, then we can replace the last product in σ_{j-1}^2 by u to increase the expected revenue of H_{j-1}^2 or make it lexicographically less. As a result, we must have $u \in \sigma_{j-1}^2$ and $\sigma_{j-1}^1 \subset \sigma_{j-1}^2$.

Next, we prove $\sigma_{j-1}^x \subset \sigma_{j-1}^{x+1}$ for $2 \leq x \leq n-j$. We first consider the case $j-1 \notin \sigma_{j-1}^x$. In this case, we have $\sigma_{j-1}^x = \sigma_j^x$ by their definitions. If $j-1 \notin \sigma_{j-1}^{x+1}$, then we have $\sigma_{j-1}^{x+1} = \sigma_j^{x+1}$ and thus $\sigma_{j-1}^x \subset \sigma_{j-1}^{x+1}$ by the induction hypothesis. If $j-1 \in \sigma_{j-1}^{x+1}$, then by the \mathcal{L} -optimality, we must have that product $j-1$ is displayed in the first position of σ_{j-1}^{x+1} . The sub-ranking from the second position onward in σ_{j-1}^{x+1} must be equivalent to σ_{j-1}^x to maximize the expected revenue. Therefore, we have $\sigma_{j-1}^x \subset \sigma_{j-1}^{x+1}$.

Now suppose $j-1 \in \sigma_{j-1}^x$. Since σ_{j-1}^x is \mathcal{L} -optimal, $j-1$ must be ranked the first and thus

$$H_j^x \leq H_{j-1}^x = \lambda_{j-1} r_{j-1} + (1 - \lambda_{j-1}) H_j^{x-1}.$$

If $j-1 \in \sigma_{j-1}^{x+1}$, then $\sigma_{j-1}^x \subset \sigma_{j-1}^{x+1}$ can be proved by the induction hypothesis on the sub-rankings of σ_{j-1}^x and σ_{j-1}^{x+1} from the second position onward. Suppose $j-1 \notin \sigma_{j-1}^{x+1}$. Based on the induction hypothesis that $\sigma_j^{x-1} \subset \sigma_j^x \subset \sigma_j^{x+1}$, there exist items $u, v \notin \sigma_j^{x-1}$ such

that

$$\sigma_j^x = \sigma_j^{x-1} \cup \{u\}, \quad \sigma_j^{x+1} = \sigma_j^x \cup \{v\}. \quad (20)$$

Since we have assumed that $j - 1 \notin \sigma_j^{x+1}$, we must have $\sigma_{j-1}^{x+1} = \sigma_j^{x+1}$. Suppose that in σ_{j-1}^{x+1} or σ_j^{x+1} there are x_u and x_v items placed after items u and v respectively. Recall that $H_{u+1}^{x_u}$ and $H_{v+1}^{x_v}$ are the expected revenue obtained from items after u and v . Since σ_{j-1}^{x+1} is \mathcal{L} -optimal, the expected revenue strictly decreases if one replaces either u or v in σ_{j-1}^{x+1} by item $j - 1$. Conditional on the event that the customer views product u (or $j - 1$), we have

$$\begin{aligned} \lambda_{j-1}r_{j-1} + (1 - \lambda_{j-1})H_{u+1}^{x_u} &< \lambda_u r_u + (1 - \lambda_u)H_{u+1}^{x_u}, \\ \lambda_{j-1}r_{j-1} + (1 - \lambda_{j-1})H_{v+1}^{x_v} &< \lambda_v r_v + (1 - \lambda_v)H_{v+1}^{x_v}. \end{aligned}$$

Note that $r_{j-1} \geq r_u \geq H_{u+1}^{x_u}$ (the first inequality is because of the indexing of the products; the second inequality is because all products in $\sigma_{u+1}^{x_u}$ have revenues lower than r_u) and $r_{j-1} \geq r_v \geq H_{v+1}^{x_v}$. Therefore, we have $\lambda_{j-1} < \lambda_u$ and $\lambda_{j-1} < \lambda_v$, which implies

$$1 - \lambda_{j-1} > 1 - \lambda_u, \text{ and } 1 - \lambda_{j-1} > 1 - \lambda_v. \quad (21)$$

Let $r^* := r_{j-1}\lambda_{j-1} + (1 - \lambda_{j-1})H_j^x$ be the expected revenue obtained by inserting item $j - 1$ in the first position of ranking σ_j^x . Since $j - 1 \notin \sigma_{j-1}^{x+1}$, we have $r^* < H_j^{x+1}$. We will show that $r^* \geq H_j^{x+1}$ in the rest of analysis to yield a contradiction which proves that $j - 1 \in \sigma_{j-1}^{x+1}$.

Recall that $H_{j-1}^x = r_{j-1}\lambda_{j-1} + (1 - \lambda_{j-1})H_j^{x-1}$. By definition, we have

$$r^* = r_{j-1}\lambda_{j-1} + (1 - \lambda_{j-1})H_j^x = H_{j-1}^x + (1 - \lambda_{j-1})(H_j^x - H_j^{x-1}). \quad (22)$$

As $\sigma_j^{x-1} \cup \{v\}$ is not \mathcal{L} -optimal for σ_j^x , we also have

$$R(\sigma_j^{x-1} \cup \{v\}, x) \leq R(\sigma_j^x, x) = H_j^x. \quad (23)$$

We consider two cases: $u < v$ and $u > v$.

- (i) Suppose $u < v$. Note that the difference $H_j^{x+1} - H_j^x$ is only caused by the products displayed after the inserted position of product v (see (20)). Therefore, we have

$$\begin{aligned}
H_j^{x+1} - H_j^x &= \Pr(\text{viewing product } v \text{ in } \sigma_j^{x+1}) \cdot (\lambda_v r_v + (1 - \lambda_v) H_{v+1}^{x_v} - H_{v+1}^{x_v}) \\
&= \Pr(\text{viewing product } v \text{ in } \sigma_j^{x+1} \setminus \{u\}) (1 - \lambda_u) \lambda_v (r_v - H_{v+1}^{x_v}) \\
&= (1 - \lambda_u) \cdot (R(\sigma_j^{x-1} \cup \{v\}, x) - H_j^{x-1}) \\
&\leq (1 - \lambda_u) (H_j^x - H_j^{x-1}),
\end{aligned} \tag{24}$$

In the first equality, we condition on the event that a customer views product v in σ_j^{x+1} . In the second equality, because $u < v$, product u is displayed before v in σ_j^{x+1} by Lemma 1. In the third equality, after excluding product u , we are comparing the revenues of σ_j^{x-1} and $\sigma_j^{x-1} \cup \{v\}$. The inequality due to the suboptimality of $\sigma_j^{x-1} \cup \{j\}$ in (20). By (22), we have

$$\begin{aligned}
r^* &= H_{j-1}^x + (1 - \lambda_{j-1}) (H_j^x - H_j^{x-1}) > H_{j-1}^x + (1 - \lambda_u) (H_j^x - H_j^{x-1}) \\
&\geq H_j^x + (H_j^{x+1} - H_j^x) = H_j^{x+1},
\end{aligned}$$

where the first inequality follows from (21), and the second inequality follows from (24) and $H_{j-1}^x \geq H_j^x$. Therefore, we have $r^* > H_j^{x+1}$ if $u < v$.

- (ii) Suppose $v < u$. Similar to (24), we have

$$\begin{aligned}
&R(\sigma_j^{x-1} \cup \{v, u\}, x+1) - R(\sigma_j^{x-1} \cup \{v\}, x) = H_j^{x+1} - R(\sigma_j^{x-1} \cup \{v\}, x) \\
&= \Pr(\text{viewing product } u \text{ in } \sigma_j^{x+1}) \cdot \lambda_u (r_u - H_{u+1}^{x_u}) \\
&= (1 - \lambda_v) \Pr(\text{viewing product } u \text{ in } \sigma_j^{x+1} \setminus \{v\}) \cdot \lambda_u (r_u - H_{u+1}^{x_u}) \\
&= (1 - \lambda_v) \cdot (R(\sigma_j^{x-1} \cup \{u\}, x) - H_j^{x-1}) \\
&= (1 - \lambda_v) (H_j^x - H_j^{x-1}).
\end{aligned} \tag{25}$$

Again, by (22), we have

$$\begin{aligned}
r^* &= H_{j-1}^x + (1 - \lambda_{j-1})(H_j^x - H_j^{x-1}) \\
&> H_{j-1}^x + (1 - \lambda_v)(H_j^x - H_j^{x-1}) \\
&= H_{j-1}^x + H_j^{x+1} - R(\sigma_j^{x-1} \cup \{v\}, x) \geq H_j^{x+1},
\end{aligned}$$

where the first inequality follows from $1 - \lambda_{j-1} > 1 - \lambda_v$ in (21), the second equality is by (25), and the third inequality follows from $R(\sigma_j^{x-1} \cup \{v\}, x) \leq H_{j-1}^x$ (suboptimality of $\sigma_j^{x-1} \cup \{v\}$ for σ_{j-1}^x). We conclude that $r^* > H_j^{x+1}$ also holds if $v < u$.

Combining both cases, we have $r^* > H_j^{x+1}$, which yields a contradiction. Therefore, we conclude that $j - 1 \in \sigma_{j-1}^{x+1}$. By the previous analysis, it implies that $\sigma_{j-1}^x \subset \sigma_{j-1}^{x+1}$ and thus $\sigma_{j-1}^1 \subset \sigma_{j-1}^2 \subset \dots \subset \sigma_{j-1}^{n-j+1}$. To see $\sigma_{j-1}^{n-j+1} \subset \sigma_{j-1}^{n-j+2}$, note that $\sigma_{j-1}^{n-j+2} = \{j-1, j, \dots, n\}$ is the full collection of products and the inclusion holds automatically. This completes the proof. \square

A.1 Proof of Theorem 2

Proof of Theorem 2: Let $l = \min\{i \mid i = 1, 2, \dots, M, i \geq \mathbb{E}(X)\}$ be the minimum index such that $l \geq \mathbb{E}[X]$, and the corresponding display $\sigma^l = \operatorname{argmax}_{\sigma} R(\sigma, l)$. Consider the reward $R(\sigma^l, l)$. Clearly, there exists a piecewise linear continuous function $r : [1, M] \rightarrow R^+$ such that

- $r(i) = R(\sigma^i, i)$ for all $i = 1, 2, \dots, M$,
- r is concave and increasing over $[1, M]$.

Then we have

$$R(\sigma^l, l) = r(l) \geq r(\mathbb{E}[X]) \geq \mathbb{E}[r(X)] = \mathbb{E}[R(\sigma^X, X)],$$

where the first inequality is due to the fact that $l \geq \mathbb{E}[X]$, the second inequality comes from the concavity of $r(\cdot)$, and the first and last equalities are due to the fact that $R(\sigma^i, i) = r(i)$ for $i = 1, \dots, M$.

Let $h(x)$ be the failure rate at x , by definition, we have $h(x) = (G_x - G_{x+1})/G_x = 1 - G_{x+1}/G_x$, which implies $G_{x+1} = (1 - h(x))G_x$. Recursively apply this relationship, we have

$$\Pr(X \geq \mathbb{E}[X]) = \Pr(X \geq l) = G_l = (1 - h(l-1))G_{l-1} = \prod_{x=1}^{l-1} (1 - h(x)).$$

Next, we prove that $\Pr(X \geq l) \geq 1/e$ for all X following IFR. Due to the IFR property, we have $h(1) \leq h(2) \leq \dots \leq h(l-1) \leq h(l) \leq \dots \leq h(M-1)$. Consider the function h such that $\Pr(X \geq \mathbb{E}[X])$ is minimized. Suppose there exists $i \leq l-1$ and $j \geq l$ such that $h(i) < h(j)$. As $\mathbb{E}[X] = \sum_{x=1}^M \Pr(X \geq x)$, we can always decrease $h(j)$ and increase $h(i)$ such that $\mathbb{E}[X]$ remains unchanged. In this way, $\Pr(X \geq \mathbb{E}[X])$ strictly decreases, which contradicts the optimality of h . Therefore, we conclude that $h(i) = h(j)$ for every $i \leq l-1$ and $j \geq l$, which implies that $h(1) = h(2) = \dots = h(M-1)$ and X must follow geometry distribution.

Suppose $X \sim \text{Geometric}(p)$. As $\mathbb{E}[X] = 1/p$, we have

$$\Pr(X \geq l) = \Pr(X \geq \mathbb{E}[X]) = (1-p)^{\lceil 1/p \rceil - 1} \geq (1-p)^{1/p} \geq 1/e.$$

To summarize, we have $\max_k R(\sigma^k, k) \geq R(\sigma^l)G_l \geq G_l \cdot \mathbb{E}[R(\sigma^*, X)] \geq 1/e \cdot \mathbb{E}[R(\sigma^*, X)]$, which completes the proof. \square

Proof of Proposition 4: Consider the case where $R(x) = x$, $M \rightarrow \infty$ and the customer's span follows a geometric distribution with probability q . In particular, we have $G_x = \Pr(X \geq x) = (1-q)^{x-1}$. So the lower bound becomes

$$\text{LB}(q) := \max_{x \geq 1} x(1-q)^{x-1},$$

with the optimal solution being $x^{LB} = -1/\log(1-q)$. Meanwhile, as $g_x = \Pr(X = x) = q(1-q)^{x-1}$ in this case, the upper bound is

$$\text{UB}(q) := \sum_{x \geq 1} R(x)g_x = \sum_{x \geq 1} xq(1-q)^{x-1} = 1/q.$$

Then for any q , we have

$$\frac{\text{LB}(q)}{\text{UB}(q)} = -\frac{q}{\log(1-q)}(1-q)^{-1/\log(1-q)-1}.$$

Choosing $q \rightarrow 0$, we have

$$\begin{aligned} \lim_{q \rightarrow 0} \frac{\text{LB}(q)}{\text{UB}(q)} &= -\lim_{q \rightarrow 0} \frac{q}{\log(1-q)}(1-q)^{-1/\log(1-q)-1} \\ &= -\lim_{q \rightarrow 0} \frac{q}{\log(1-q)} \cdot \lim_{q \rightarrow 0} (1-q)^{-1/\log(1-q)-1} = 1 \cdot 1/e = 1/e, \end{aligned}$$

which implies that $\min_q \text{LB}(q)/\text{UB}(q) \leq 1/e$ so that the competitive ratio is no more than $1/e$. Finally, as Theorem 2 asserts that the competitive ratio is no less than $1/e$, we conclude that the $1/e$ -approximation ratio is tight, which completes the proof. \square

B Proofs in Section 5

Proof of Lemma 2: This result follows standard techniques in linear cascade bandits, we present the details here for self-completeness. First of all, we consider the event $\{|\mathbf{x}^\top(\theta^* - \hat{\theta}_t)| \leq \rho_t \|\mathbf{x}\|_{\mathbf{V}_t^{-1}}, \forall \|\mathbf{x}\| \leq 1\}$. Let \mathcal{I}_t^o be the set of viewed products in round t . In particular, we have $\mathcal{I}_t^o = \{k | O_{t,k}^Z = 1\}$. For any $t = 1, 2, \dots$ and $k = 1, 2, \dots, |\mathcal{I}_t^o|$, define

$$\eta_{t,k} = Z_{t,k} - \mathbf{x}'_{t,\sigma_t(k)} \theta^*.$$

As $\eta_{t,j} \in [-\mathbf{x}'_{t,\sigma_t(k)} \theta^*, 1 - \mathbf{x}'_{t,\sigma_t(k)} \theta^*]$, we can see that $\eta_{t,j}$'s are bounded and $\frac{1}{2}$ -subgaussian conditional on \mathcal{F}_{t-1} and y_t with $\mathbb{E}[\eta_{t,k} | \mathcal{F}_{t-1}, y_t] = 0$. Recall that $\mathbf{V}_t = \sum_{s=1}^t \sum_{k=1}^{|\mathcal{I}_s^o|} \mathbf{x}_{s,\sigma_t(k)} \mathbf{x}_{s,\sigma_t(k)}^\top + \gamma \mathbf{I}$ and $\|\theta^*\|_2 \leq D$, by Theorem 2 in Abbasi-Yadkori et al. (2011), for any $\delta \in (0, 1)$, we have

$$\|\hat{\theta}_t - \theta^*\|_{\mathbf{V}_t} \leq \sqrt{\frac{1}{2} \log \left(\frac{\det(\mathbf{V}_t)^{1/2} \det(\mathbf{V}_0)^{-1/2}}{\delta} \right)} + \gamma^{1/2} D, \quad \forall t = 0, 1, \dots$$

with probability at least $1 - \delta$. Using trace-determinant inequality (Lemma 10 in Abbasi-Yadkori et al. (2011)) and the facts that $\|x_{s,\sigma_s(k)}\|^2 \leq 1$ and $|\mathcal{I}_t^o| \leq M$, we have

$$\det(\mathbf{V}_t) \leq \left(\frac{\text{trace}(\mathbf{V}_t)}{d} \right)^d = \left(\gamma + \frac{1}{d} \sum_{s=1}^t \sum_{k=1}^{|\mathcal{I}_t^o|} \|x_{s,\sigma_s(k)}\|^2 \right)^d \leq \left(\gamma + tM/d \right)^d,$$

which further implies

$$\frac{\det(\mathbf{V}_t)}{\det(\mathbf{V}_0)} \leq \left(\frac{\gamma + tM/d}{\gamma} \right)^d = \left(1 + \frac{tM}{\gamma d} \right)^d.$$

Finally, letting $\delta = 1/t^2$, we obtain that with probability at least $1 - 1/t^2$,

$$\|\hat{\theta}_t - \theta^*\|_{\mathbf{V}_t} \leq \frac{1}{2} \sqrt{d \log \left(1 + \frac{tM}{\gamma d} \right) + 4 \log(t) + D\gamma^{1/2}} = \rho_t. \quad (26)$$

Next, we consider the second part of the favorable event ξ_t . For any span k , as $Y_{t,k}$'s are a sequence of Bernoulli random variables with mean h_k^* , recall Hoeffding's inequality, for any $\epsilon > 0$, we have

$$\mathbb{P}(|\hat{h}_{t,k} - h_k^*| \leq \epsilon) \geq 1 - \exp(-2\epsilon^2 N_{t,k}).$$

Choosing $\epsilon = \sqrt{\ln(t)/N_{t,k}}$, we obtain

$$\mathbb{P}\left(|\hat{h}_{t,k} - h_k^*| \leq \sqrt{\frac{\ln(t)}{N_{t,k}}}\right) \geq 1 - \exp(-2 \ln(t)) = 1 - 1/t^2.$$

Applying the union bound for $k = 1, 2, \dots, M - 1$, together with (26), we have shown that $\mathbb{P}(\xi_t) \geq 1 - M/t^2$ and thus completes the proof. \square

Proof of Lemma 3: Suppose $u \geq \lambda$, we consider G to be a decision variable and solve the optimal ranking $\tilde{\sigma}$ and \tilde{G} that satisfies Assumption 1 and $\tilde{G} \leq G_t^U$ under choice probability

u . That is,

$$\begin{aligned}
(\tilde{\sigma}, \tilde{G}) = \operatorname{argmax}_{\sigma, G} & \sum_{k=1}^M \prod_{s=1}^{k-1} (1 - u_{\sigma(s)}) \cdot u_{\sigma(k)} r_{\sigma(k)} \cdot G_k \\
\text{s.t. } & G_k \leq G_k^U \text{ for } k = 1, 2, \dots, M, \\
& G_1, \dots, G_n \text{ follow IFR.}
\end{aligned} \tag{27}$$

Let $\{\sigma^x\}$'s be the solution return by AssortOpt with reward r_j 's and choice probability u_j 's, which is independent of span distribution. As \tilde{G} follows IFR, we have

$$\max_x R(\sigma^x, x; u) \tilde{G}_x \geq \frac{1}{e} \max_{\sigma} \sum_{x=1}^M \prod_{s=1}^{k-1} (1 - u_s) \cdot u_x \cdot r_x \cdot \tilde{G}_x = \frac{1}{e} \cdot \mathcal{R}(\tilde{\sigma}; u, \tilde{G}).$$

On the other hand, the actual distribution G and the corresponding optimal ranking σ^* are also feasible for (27). As $u \geq \lambda$, it is thus easy to see that

$$\mathcal{R}(\sigma^*; \lambda, G) \leq \mathcal{R}(\sigma^*; u, G) \leq \mathcal{R}(\tilde{\sigma}; u, \tilde{G}).$$

Combining them together, we have

$$\begin{aligned}
\mathcal{R}(\sigma^*; \lambda, G^*) & \leq \mathcal{R}(\tilde{\sigma}; u, \tilde{G}) \leq e \cdot \max_x R(\sigma^x, x; u) \cdot \tilde{G}_x \\
& \leq e \cdot \max_x R(\sigma^x, x; u) \cdot G_x^U = e \cdot R(\sigma_t, |\sigma_t|; u) \cdot G_{|\sigma_t|}^U \leq e \cdot \mathcal{R}(\sigma_t; u, G^U),
\end{aligned}$$

where the third inequality is due to $\tilde{G}_k \leq G_k^U$ in (27) and the fourth equality comes from the fact that $\sigma_t = \operatorname{argmax}_{\sigma^x: 1 \leq x \leq M} R(\sigma^x, x; u) G_x^U$. This completes the proof. \square

Next we introduce a lemma that will be used in the proof for Theorem 3.

Lemma 7. Suppose $u \geq \lambda$ and $h^L \leq h^*$. Let $G_k^U = \prod_{i=1}^{k-1} (1 - h_i^L)$, we have

$$\begin{aligned} & \sum_{k=1}^M \left(\prod_{i=1}^{k-1} (1 - u_i) \cdot u_k \cdot G_k^U - \prod_{i=1}^{k-1} (1 - \lambda_i) \cdot \lambda_k \cdot G_k^* \right) r_k \\ & \leq \sum_{k=1}^M \mathbb{E}[O_{t,k}^Y] \cdot |h_k^* - h_k^L| \cdot r_{\max} + \sum_{k=1}^M \mathbb{E}[O_{t,k}^Z] \cdot |u_k - \lambda_k| \cdot r_{\max}. \end{aligned}$$

Proof of Lemma 7: Given a ranking σ_t , conditional purchase probability λ , and failure rate h , for any $k \geq 1$, we have

$$\mathbb{P}(O_{t,k+1}^Z = 1; \lambda, h) = (1 - h_k) \mathbb{P}[O_{t,k}^Y = 1; \lambda, h] \text{ and } \mathbb{P}[O_{t,k}^Y = 1; \lambda, h] = (1 - \lambda_k) \mathbb{P}[O_{t,k}^Z = 1; \lambda, h]. \quad (28)$$

We can see that

$$\begin{aligned} & \prod_{i=1}^{k-1} (1 - u_i) \cdot u_k \cdot G_k^U - \prod_{i=1}^{k-1} (1 - \lambda_i) \cdot \lambda_k \cdot G_k^* \\ & = \prod_{i=1}^{k-1} (1 - u_i) (1 - h_i^L) \cdot u_k - \prod_{i=1}^{k-1} (1 - \lambda_i) (1 - h_i^*) \cdot \lambda_k \\ & = \mathbb{P}[O_{t,k}^Z = 1; u, h^L] \cdot u_k - \mathbb{P}[O_{t,k}^Z = 1; \lambda, h^*] \cdot \lambda_k. \end{aligned}$$

To bound the right-hand side, by (28), we have

$$\begin{aligned} & \mathbb{P}[O_{t,k}^Z = 1; u, h^L] \cdot u_k - \mathbb{P}[O_{t,k}^Z = 1; \lambda, h^*] \cdot \lambda_k \\ & = (\mathbb{P}[O_{t,k}^Z = 1; u, h^L] - \mathbb{P}[O_{t,k}^Z = 1; \lambda, h^*]) \cdot u_k + \mathbb{P}[O_{t,k}^Z = 1; \lambda, h^*] \cdot (u_k - \lambda_k) \quad (29) \\ & = (\mathbb{P}[O_{t,k}^Z = 1; u, h^L] - \mathbb{P}[O_{t,k}^Z = 1; \lambda, h^*]) \cdot u_k + \mathbb{E}[O_{t,k}^Z] \cdot (u_k - \lambda_k). \end{aligned}$$

Then consider the term $\mathbb{P}[O_{t,k}^Z = 1; u, h^L] - \mathbb{P}[O_{t,k}^Z = 1; \lambda, h^*]$. we have

$$\begin{aligned}
& \mathbb{P}[O_{t,k}^Z = 1; u, h^L] - \mathbb{P}[O_{t,k}^Z = 1; \lambda, h^*] \\
&= (1 - h_{k-1}^L) \cdot \mathbb{P}[O_{t,k-1}^Y = 1; u, h^L] + (1 - h_{k-1}^*) \cdot \mathbb{P}[O_{t,k-1}^Y = 1; \lambda, h^*] \\
&= (1 - h_{k-1}^L) \cdot (\mathbb{P}[O_{t,k-1}^Y = 1; u, h^L] - \mathbb{P}[O_{t,k-1}^Y = 1; \lambda, h^*]) + (h_{k-1}^* - h_{k-1}^L) \cdot \mathbb{P}[O_{t,k-1}^Y = 1; \lambda, h^*] \\
&= (1 - h_{k-1}^L) \cdot (\mathbb{P}[O_{t,k-1}^Y = 1; u, h^L] - \mathbb{P}[O_{t,k-1}^Y = 1; \lambda, h^*]) + \mathbb{E}[O_{t,k-1}^Y] \cdot (h_{k-1}^* - h_{k-1}^L).
\end{aligned} \tag{30}$$

Furthermore, we have

$$\begin{aligned}
& \mathbb{P}[O_{t,k-1}^Y = 1; u, h^L] - \mathbb{P}[O_{t,k-1}^Y = 1; \lambda, h^*] \\
&= (1 - u_{k-1})\mathbb{P}[O_{t,k-1}^Z = 1; u, h^L] - (1 - \lambda_{k-1})\mathbb{P}[O_{t,k-1}^Z = 1; \lambda, h^*] \\
&= (1 - u_{k-1})\left(\mathbb{P}[O_{t,k-1}^Z = 1; u, h^L] - \mathbb{P}[O_{t,k-1}^Z = 1; \lambda, h^*]\right) + (\lambda_{k-1} - u_{k-1})\mathbb{P}[O_{t,k-1}^Z = 1; \lambda, h^*] \\
&\leq (1 - u_{k-1})\left(\mathbb{P}[O_{t,k-1}^Z = 1; u, h^L] - \mathbb{P}[O_{t,k-1}^Z = 1; \lambda, h^*]\right),
\end{aligned}$$

where the last inequality comes from the fact that $\lambda \leq u$. Combining the preceding two inequalities together, we can see that

$$\begin{aligned}
& \mathbb{P}[O_{t,k}^Z = 1; u, h^L] - \mathbb{P}[O_{t,k}^Z = 1; \lambda, h^*] \\
&\leq (1 - h_{k-1}^L)(1 - u_{k-1})\left(\mathbb{P}[O_{t,k-1}^Z = 1; u, h^L] - \mathbb{P}[O_{t,k-1}^Z = 1; \lambda, h^*]\right).
\end{aligned} \tag{31}$$

Recursively applying this process, we obtain

$$\mathbb{P}[O_{t,k}^Z = 1; u, h^L] - \mathbb{P}[O_{t,k}^Z = 1; \lambda, h^*] \leq \mathbb{E}\left[\sum_{j=1}^{k-1} O_{t,j}^Y \cdot |h_j^* - h_j^L| \cdot \left(\prod_{s=j+1}^{k-1} (1 - u_s)(1 - h_s^L)\right)\right]. \tag{32}$$

Plugging (32) into (29), we have

$$\begin{aligned}
& \prod_{i=1}^{k-1} (1 - u_i) \cdot u_k \cdot G_{t,k}^U - \prod_{i=1}^{k-1} (1 - \lambda_i) \cdot \lambda_k \cdot G_k^* \\
& \leq \mathbb{E} \left[\sum_{i=1}^{k-1} O_{t,i}^Y \cdot |h_i^* - h_i^L| \cdot \left(\prod_{s=i+1}^{k-1} (1 - u_s)(1 - h_s^L) \cdot u_k \right) + O_{t,k}^Z \cdot |u_k - \lambda_k| \right].
\end{aligned} \tag{33}$$

Multiplying the corresponding profit r_k and summing over $k = 1, 2, \dots, M$, we can see that

$$\begin{aligned}
& \sum_{k=1}^M \left(\prod_{i=1}^{k-1} (1 - u_i) \cdot u_k \cdot G_k^U - \prod_{j=1}^{k-1} (1 - \lambda_j) \cdot \lambda_k \cdot G_k^* \right) r_k \\
& \leq \sum_{k=1}^M \mathbb{E} \left[\sum_{i=1}^{k-1} O_{t,i}^Y \cdot |h_i^* - h_i^L| \cdot \left(\prod_{s=i+1}^{k-1} (1 - u_s)(1 - h_s^L) \cdot u_k \right) + O_{t,k}^Z \cdot |u_k - \lambda_k| \right] \cdot r_k \\
& = \sum_{k=1}^{M-1} \mathbb{E}[O_{t,k}^Y] \cdot |h_k^* - h_k^L| \cdot \underbrace{\left[\sum_{i=k+1}^M \left(\prod_{s=k+1}^{i-1} (1 - u_s)(1 - h_s^L) \cdot u_i \cdot r_i \right) \right]}_{Q_k} + \sum_{k=1}^M \mathbb{E}[O_{t,k}^Z] \cdot |u_k - \lambda_k| \cdot r_k.
\end{aligned}$$

Also note that $O_{t,1}^Y = 1$ always holds, which implies that the agent is always able to observe customer's choice decision on the first item. Finally, consider the term Q_k , we can see

$$Q_k \triangleq \sum_{i=k+1}^M \left(\prod_{s=k+1}^{i-1} (1 - u_s)(1 - h_s^L) \cdot u_i \cdot r_i \right) = \mathbb{E}[\mathcal{R}(\sigma_t; u, G^U) | O_{k+1}^Z = 1],$$

which is the conditional expected reward given that user views the $(k+1)$ -th item under u_t, G^U . Thus, a natural bound obtained for Q_k is

$$Q_k \leq r_{\max}.$$

Plug this into the preceding relationship, we have

$$\begin{aligned} & \sum_{k=1}^M \left(\prod_{i=1}^{k-1} (1 - u_i) \cdot u_k \cdot G_k^U - \prod_{i=1}^{k-1} (1 - \lambda_i) \cdot \lambda_k \cdot G_k^* \right) r_k \\ & \leq \sum_{k=1}^{M-1} \mathbb{E}[O_{t,k}^Y] \cdot |h_k^* - h_k^L| \cdot r_{\max} + \sum_{k=1}^M \mathbb{E}[O_{t,k}^Z] \cdot |u_k - \lambda_k| \cdot r_k, \end{aligned}$$

which completes the proof. \square

Proof of Theorem 3: Let \mathcal{F}_{t-1} be the σ -algebra of past observations and actions by the end of round t , y_t be the feature of user t , and σ_t be the ranking displayed in round t . The favorable event is defined in Lemma 2

$$\xi_t = \left\{ \|\theta^* - \hat{\theta}_t\|_{V_t} \leq \rho_t \right\} \cap \{h_k^* \geq \hat{h}_{t,k} - \sqrt{\ln(t)/N_{t,k}}\}, \forall k = 1, 2, \dots, M-1\}.$$

By Lemma 2, we have $\mathbb{P}(\xi_t) \geq 1 - M/t^2$. Under ξ_t , we have $\lambda_{t,j} \leq u_{t,j}$ for each product j and $h_{t,k}^L \leq h_k^*$ for all $k = 1, 2, \dots, M$, which further implies $G_{t,k}^U \geq G_k^*$ for all $k = 1, \dots, M$.

Recall that Reg_t is the scaled regret incurred in round t , as $\text{Reg}_t \leq r_{\max}$, given the customer feature y_t , we have

$$\begin{aligned} & \mathbb{E}[\text{Reg}_t | \mathcal{F}_{t-1}, y_t] = \mathbb{E}[\mathcal{R}(\sigma^*; \lambda_t, G^*) | y_t] - e \cdot \mathbb{E}[\mathcal{R}(\sigma_t; \lambda_t, G^*) | \mathcal{F}_{t-1}, y_t] \\ & = \mathbb{E}[(\mathcal{R}(\sigma^*; \lambda_t, G^*) - e \cdot \mathbb{E}[\mathcal{R}(\sigma_t; \lambda_t, G^*)]) \cdot \mathbb{I}_{\xi_{t-1}} | \mathcal{F}_{t-1}, y_t] + r_{\max} \cdot \mathbb{P}(\xi_{t-1}^c) \\ & \leq \mathbb{E}[(\mathcal{R}(\sigma^*; \lambda_t, G^*) - e \cdot \mathbb{E}[\mathcal{R}(\sigma_t; \lambda_t, G^*)]) \cdot \mathbb{I}_{\xi_{t-1}} | \mathcal{F}_{t-1}, y_t] + \frac{Mr_{\max}}{t^2} \\ & = \mathbb{E}[(\mathcal{R}(\sigma^*; \lambda_t, G^*) - e \cdot \mathcal{R}(\sigma_t; u_t, G_t^U)) \cdot \mathbb{I}_{\xi_{t-1}} | \mathcal{F}_{t-1}, y_t] + \frac{Mr_{\max}}{t^2} \\ & \quad + \mathbb{E}[e \cdot \mathcal{R}(\sigma_t; u_t, G_t^U) - e \cdot \mathbb{E}[\mathcal{R}(\sigma_t; \lambda_t, G^*)] \cdot \mathbb{I}_{\xi_{t-1}} | \mathcal{F}_{t-1}, y_t]. \end{aligned}$$

Since $u_{t,j} \geq \lambda_{t,j}$ and $h_{t,k}^L \leq h_k^*$ under ξ_{t-1} , using Lemma 3, we can see that

$$\begin{aligned} \mathbb{E}[e \cdot \mathcal{R}(\sigma_t; u_t, G_t^U) \cdot \mathbb{I}_{\xi_{t-1}} | \mathcal{F}_{t-1}, y_t] & \geq \mathbb{E}[e \cdot \max_x \mathcal{R}(\sigma_t, x; u_t, G_t^U) \cdot \mathbb{I}_{\xi_{t-1}} | \mathcal{F}_{t-1}, y_t] \\ & \geq \mathbb{E}[\mathcal{R}(\sigma_t; \lambda_t, G^*) \cdot \mathbb{I}_{\xi_{t-1}} | \mathcal{F}_{t-1}, y_t], \end{aligned}$$

so that the preceding inequality could be further expressed as

$$\mathbb{E}[\text{Reg}_t | \mathcal{F}_{t-1}, y_t] \leq \mathbb{E}[e \cdot \mathcal{R}(\sigma_t; u_t, G_t^U) - e \cdot \mathbb{E}[\mathcal{R}(\sigma_t; \lambda_t, G^*)] \cdot \mathbb{I}_{\xi_{t-1}} | \mathcal{F}_{t-1}, y_t] + \frac{Mr_{\max}}{t^2}. \quad (34)$$

Moreover, with the help of Lemma 7, we have

$$\begin{aligned} & \mathbb{E} \left[(\mathcal{R}(\sigma_t; u_t, G_t^U) - \mathcal{R}(\sigma_t; \lambda_t, G^*)) \cdot \mathbb{I}_{\xi_{t-1}} \middle| \mathcal{F}_{t-1}, y_t \right] \\ &= \sum_{x=1}^M \mathbb{E} \left[\left(\prod_{s=1}^{x-1} (1 - u_{t, \sigma(s)}) \cdot u_{t, \sigma_t(x)} G_{t,x}^U - \prod_{s=1}^{x-1} (1 - \lambda_{t, \sigma(s)}) \cdot \lambda_{t, \sigma_t(x)} \cdot G_x \right) \cdot \mathbb{I}_{\xi_{t-1}} \middle| \mathcal{F}_{t-1}, y_t \right] \cdot r_{\sigma_t(x)} \\ &\leq r_{\max} \cdot \mathbb{E} \left[\left(\sum_{k=1}^M O_{t,k}^Y \cdot |h_k^* - h_k^L| + \sum_{k=1}^M O_{t,k}^Z \cdot |u_k - \lambda_k| \right) \cdot \mathbb{I}_{\xi_{t-1}} \middle| \mathcal{F}_{t-1}, y_t \right] \\ &\leq 2r_{\max} \cdot \mathbb{E} \left[\underbrace{\left(\sum_{k=1}^M O_{t,k}^Y \cdot \sqrt{\frac{\log(t-1)}{N_{t-1,k}}} \right)}_{L_{t,1}} + \underbrace{\left(\sum_{k=1}^M O_{t,k}^Z \cdot \rho_{t-1} \|x_{t, \sigma_t(k)}\|_{V_{t-1}^{-1}} \right)}_{L_{t,2}} \cdot \mathbb{I}_{\xi_{t-1}} \middle| \mathcal{F}_{t-1}, y_t \right], \end{aligned}$$

where the last inequality uses the fact that $|h_k^* - h_k^L| \leq 2|h_k^* - \hat{h}_{t,k}| \leq 2\sqrt{\frac{\ln(t-1)}{N_{t-1,k}}}$ and $|u_{t, \sigma_t(k)} - \lambda_{t, \sigma_t(k)}| \leq 2|x_{t, \sigma_t(k)}^\top(\theta^* - \hat{\theta}_{t-1})| \leq 2\rho_{t-1}\|x_{t, \sigma_t(k)}\|_{V_{t-1}^{-1}}$ under the favorable event ξ_{t-1} . Let

$$L_{t,1} = \sum_{k=1}^M O_{t,k}^Y \cdot \sqrt{\frac{\ln(t-1)}{N_{t-1,k}}}, \quad L_{t,2} = \sum_{k=1}^M O_{t,k}^Z \cdot \rho_{t-1} \|x_{t, \sigma_t(k)}\|_{V_{t-1}^{-1}}.$$

Plugging them into (34) and summing the scaled-regret over $t = 1, 2, \dots, T$, we have

$$\begin{aligned} \sum_{t=1}^T \mathbb{E}[\text{Reg}_t] &\leq 2e \cdot r_{\max} \mathbb{E} \left[\sum_{t=1}^T (L_{t,1} + L_{t,2}) \mathbb{I}_{\xi_{t-1}} \right] + \sum_{t=1}^T \frac{2r_{\max}}{t^2} \\ &\leq 2e \cdot r_{\max} \mathbb{E} \left[\sum_{t=1}^T (L_{t,1} + L_{t,2}) \mathbb{I}_{\xi_{t-1}} \right] + \frac{M\pi^2 r_{\max}}{6}, \end{aligned}$$

where the last inequality uses the fact that $\sum_{t=1}^{\infty} 1/t^2 = \pi^2/6$. The rest of our analysis is to bound both $\sum_{t=1}^T \mathbb{E}[L_{t,1} \cdot \mathbb{I}_{\xi_{t-1}}]$ and $\sum_{t=1}^T \mathbb{E}[L_{t,2} \cdot \mathbb{I}_{\xi_{t-1}}]$. Firstly, consider $\sum_{t=1}^T \mathbb{E}[L_{t,1} \cdot \mathbb{I}_{\xi_{t-1}}]$,

we have

$$\begin{aligned}
\sum_{t=1}^T L_{t,1} &= \sum_{t=1}^T \sum_{k=1}^M O_{t,k}^Y \cdot \sqrt{\frac{\ln(t-1)}{N_{t-1,k}}} \\
&\leq \sum_{k=1}^M \int_{s=1}^{N_{t-1,k}+1} \sqrt{\frac{\ln T}{s}} ds \\
&\leq 2M\sqrt{(N_{t-1,k}+1)\ln T} \leq 2M\sqrt{T\ln T}.
\end{aligned}$$

Consequently, we have

$$\sum_{t=1}^T \mathbb{E}[L_{t,1} \cdot \mathbb{I}_{\xi_{t-1}}] \leq \mathbb{E}\left[\sum_{t=1}^T L_{t,1}\right] \leq 2M\sqrt{(N_{t-1,k}+1)\ln T} \leq 2M\sqrt{T\ln T}, \quad (35)$$

where the first inequality is due to the fact that $L_{t,1} \geq 0$. Next consider $\sum_{t=1}^T \mathbb{E}[L_{t,2}\mathbb{I}_{\xi_{t-1}}]$, using similar analysis as Lemma 2 in Wen et al. (2017), we have

$$\sum_{t=1}^T L_{t,2} = \sum_{t=1}^T \sum_{k=1}^M O_{t,k}^Z \cdot \rho_{t-1} \|x_{t,\sigma_t(k)}\|_{\mathbf{v}_{t-1}^{-1}} \leq \rho_{T-1} \sqrt{\left(\sum_{t=1}^T \sum_{k=1}^M O_{t,k}^Z\right) \cdot 2dM \log\left(1 + \frac{TM}{\gamma d}\right)}.$$

As a result, $\sum_{t=1}^T \mathbb{E}[L_{t,2} \cdot \mathbb{I}_{\xi_{t-1}}]$ can be further bounded as

$$\begin{aligned}
\sum_{t=1}^T \mathbb{E}[L_{t,2} \cdot \mathbb{I}_{\xi_{t-1}}] &\leq \sum_{t=1}^T \mathbb{E}[L_{t,2}] \leq \rho_{T-1} \cdot \mathbb{E}\left[\sqrt{\left(\sum_{t=1}^T \sum_{k=1}^M O_{t,k}^Z\right) \cdot 2dM \log\left(1 + \frac{TM}{\gamma d}\right)}\right] \\
&\leq \rho_{T-1} \cdot \sqrt{\sum_{t=1}^T \mathbb{E}\left(\sum_{k=1}^M O_{t,k}^Z\right) \cdot 2dM \log\left(1 + \frac{TM}{\gamma d}\right)} \\
&\leq \rho_{T-1} \cdot \sqrt{2M^2 T d \log\left(1 + \frac{TM}{\gamma d}\right)}.
\end{aligned} \quad (36)$$

Again, the first inequality is due to $L_{t,2} \geq 0$, and the third inequality uses the concavity

of $g(x) = \sqrt{x}$ and Jensen's inequality. Combining Eqs. (35) and (36) together, we have

$$\sum_{t=1}^T \mathbb{E}[\text{Reg}_t] \leq 4eMr_{\max} \sqrt{T \ln T} + 2r_{\max} \rho_{T-1} \cdot \sqrt{2M^2 T d \log \left(1 + \frac{TM}{\gamma d} \right)} + \frac{M\pi^2 r_{\max}}{6},$$

which completes the proof. □