

Certified Robustness of Nearest Neighbors against Data Poisoning Attacks

Jinyuan Jia
Duke University
jinyuan.jia@duke.edu

Xiaoyu Cao
Duke University
xiaoyu.cao@duke.edu

Neil Zhenqiang Gong
Duke University
neil.gong@duke.edu

Abstract

Data poisoning attacks aim to corrupt a machine learning model via modifying, adding, and/or removing some carefully selected training examples, such that the corrupted model predicts any or attacker-chosen incorrect labels for testing examples. The key idea of state-of-the-art certified defenses against data poisoning attacks is to create a *majority vote* mechanism to predict the label of a testing example. Moreover, each voter is a base classifier trained on a subset of the training dataset. Nearest neighbor algorithms such as k nearest neighbors (kNN) and radius nearest neighbors (rNN) have intrinsic majority vote mechanisms. In this work, we show that the intrinsic majority vote mechanisms in kNN and rNN already provide certified robustness guarantees against general data poisoning attacks. Moreover, our empirical evaluation results on MNIST and CIFAR10 show that the intrinsic certified robustness guarantees of kNN and rNN outperform those provided by state-of-the-art certified defenses.

1 Introduction

Data poisoning attacks (Barreno et al., 2006, Biggio et al., 2012, 2013, Nelson et al., 2008, Shafahi et al., 2018, Steinhardt et al., 2017, Xiao et al., 2015b) aim to corrupt the training phase of a machine learning system via carefully poisoning its training dataset including modifying, adding, and/or removing some training examples. The corrupted model predicts incorrect labels for testing examples. Data poisoning attacks pose severe security concerns to machine learning in critical application domains such as autonomous driving (Gu et al., 2017), cybersecurity (Chen et al., 2017, Rubinstein et al., 2009, Suciu et al., 2018), and healthcare analytics (Mozaffari-Kermani et al., 2014). Unlike adversarial examples (Carlini and Wagner, 2017, Goodfellow et al., 2014, Szegedy et al., 2014), which add perturbation to each testing example to induce misclassification, data poisoning attacks corrupt the model such that it misclassifies many clean testing examples.

Multiple certifiably robust learning algorithms (Jia et al., 2020a, Levine and Feizi, 2020, Ma et al., 2019, Rosenfeld et al., 2020) against data poisoning attacks were recently developed. A learning algorithm is certifiably robust against data poisoning attacks if it can learn a classifier on a training dataset that achieves a *certified accuracy* on a testing dataset when the number of poisoned training examples is no more than a threshold (called *poisoning size*). The certified accuracy of a learning algorithm is a lower bound of the accuracy of its learnt classifier no matter how an attacker poisons the training examples with the given poisoning size. The key idea of state-of-the-art certifiably robust learning algorithms (Jia et al., 2020a, Levine and Feizi, 2020) is to create a *majority vote* mechanism to predict the label of a testing example. In particular, each voter votes a label for a testing example and the final predicted label is the majority vote

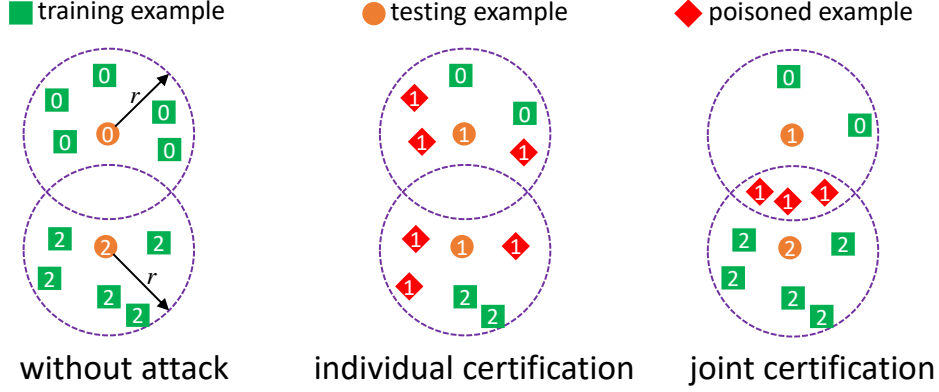


Figure 1: An example to illustrate individual certification vs. joint certification. Suppose rNN correctly classifies the two testing examples without attack. An attacker can poison 3 training examples. The attacker can make rNN misclassify each testing example individually. However, the attacker cannot make rNN misclassify both testing examples jointly.

among multiple voters. For instance, Bagging (Jia et al., 2020a) learns multiple base classifiers (i.e., voters), where each of them is learnt on a random subsample of the training dataset. Deep Partition Aggregation (DPA) (Levine and Feizi, 2020) divides the training dataset into disjoint partitions and learns a base classifier (i.e., a voter) on each partition. We denote by a and b the labels with the largest and second largest number of votes, respectively. Moreover, s_a and s_b respectively are the number of votes for labels a and b when there are no corrupted voters. The corrupted voters change their votes from a to b in the worst-case scenario. Therefore, the majority vote result (i.e., the predicted label for a testing example) remains to be a when the number of corrupted voters is no larger than $\lceil \frac{s_a - s_b}{2} \rceil - 1$. In other words, the number of corrupted voters that a majority vote mechanism can tolerate depends on the gap $s_a - s_b$ between the largest and the second largest number of votes.

However, state-of-the-art certifiably robust learning algorithms achieve suboptimal certified accuracies due to two key limitations. First, *each poisoned training example leads to multiple corrupted voters* in the worse-case scenarios. In particular, modifying a training example corrupts the voters whose training subsamples include the modified training example in bagging (Jia et al., 2020a) and corrupts two voters (i.e., two base classifiers) in DPA (Levine and Feizi, 2020). Therefore, given the same gap $s_a - s_b$ between the largest and the second largest number of votes, the majority vote result is robust against a small number of poisoned training examples. Second, *they can only certify robustness for each testing example individually* because it is hard to quantify how poisoned training examples corrupt the voters for different testing examples jointly. Suppose the classifier learnt by a learning algorithm can correctly classify testing inputs \mathbf{x}_1 and \mathbf{x}_2 . An attacker can poison e training examples such that the learnt classifier misclassifies \mathbf{x}_1 or \mathbf{x}_2 , but the attacker cannot poison e training examples such that both \mathbf{x}_1 and \mathbf{x}_2 are misclassified. When the poisoning size is e , existing certifiably robust learning algorithms would produce a certified accuracy of 0 for the two testing examples. However, the certified accuracy can be $1/2$ if we consider them jointly.

k nearest neighbors (kNN) and radius nearest neighbors (rNN) (Cover and Hart, 1967, Fix and Hodges, 1951) have intrinsic majority vote mechanisms. Specifically, given a testing

example, kNN (or rNN) predicts its label via taking a majority vote among the labels of its k nearest neighbors (or neighbors within radius r) in the training dataset. Our major contribution in this work is that we show the intrinsic majority vote mechanisms in kNN and rNN make them certifiably robust against data poisoning attacks. Moreover, kNN and rNN address the limitations of state-of-the-art certifiably robust learning algorithms. Specifically, each poisoned training example leads to only one corrupted voter in the worse-case scenario in kNN and rNN. Therefore, given the same gap $s_a - s_b$, the majority vote result (i.e., predicted label for a testing example) is robust against more poisoned training examples in kNN and rNN. Furthermore, we show that rNN enables joint certification of multiple testing examples. Figure 1 illustrates an example of individual certification and joint certification with two testing examples in rNN. When we treat the two testing examples individually, an attacker can poison 3 training examples such that rNN misclassifies each of them. However, when we treat them jointly, an attacker cannot poison 3 training examples to misclassify both of them. We propose such joint certification to derive a better certified accuracy for rNN. Specifically, we design methods to group testing examples in a testing dataset such that we can perform joint certification for each group of testing examples.

We evaluate our methods on MNIST and CIFAR10 datasets. We use ℓ_1 distance metric to calculate nearest neighbors. First, our methods substantially outperform state-of-the-art certifiably robust learning algorithms. For instance, when an attacker can arbitrarily poison 1,000 training examples on MNIST, the certified accuracy of rNN with $r = 4$ is 33.5% and 40.8% higher than those of bagging (Jia et al., 2020a) and DPA (Levine and Feizi, 2020), respectively. Second, our joint certification improves certified accuracy. For instance, our joint certification improves the certified accuracy of rNN by 15.1% when an attacker can arbitrarily poison 1,000 training examples on MNIST.

In summary, we make the following contributions:

- We derive the intrinsic certified robustness guarantees of kNN and rNN against data poisoning attacks.
- We propose joint certification of multiple testing examples to derive a better certified robustness guarantee for rNN. rNN is the first method that supports joint certification of multiple testing examples against data poisoning attacks.
- We evaluate our methods and compare them with state-of-the-art on MNIST and CIFAR10.

2 Problem Setup

Learning setting: Assuming we have a training dataset D_{tr} with n training examples. We denote by \mathcal{M} a learning algorithm. Moreover, we denote by $\mathcal{M}(D_{tr}, \mathbf{x})$ the label predicted for a testing input \mathbf{x} by a classifier learnt by \mathcal{M} on the training dataset D_{tr} . For instance, given a training dataset D_{tr} and a testing input \mathbf{x} , kNN finds the k training examples in D_{tr} that are the closest to \mathbf{x} as the nearest neighbors, while rNN finds the training examples in D_{tr} whose distances to \mathbf{x} are no larger than r as the nearest neighbors. The distance between a training input and a testing input can be measured by any distance metric. Then, kNN and rNN use majority vote among the nearest neighbors to predict the label of \mathbf{x} . Specifically, each nearest neighbor is a voter and votes its label for the testing input \mathbf{x} ; and the label with the largest number of votes is the final predicted label for \mathbf{x} .

Data poisoning attacks: We consider data poisoning attacks (Biggio et al., 2012, Jagielski et al., 2018, Li et al., 2016, Muñoz-González et al., 2017, Rubinstein et al., 2009, Xiao et al., 2015a) that aim to poison (i.e., modify, add, and/or remove) some carefully selected training examples in D_{tr} such that the corrupted classifier has a low accuracy for testing examples indiscriminately. For simplicity, we use D_{tr}^* to denote the *poisoned training dataset*. Moreover, we define the *poisoning size* e as the minimal number of modified/added/removed training examples that can turn D_{tr} into D_{tr}^* . We use $S(D_{tr}, e)$ to denote the set of poisoned training datasets whose poisoning sizes are at most e . Formally, we define $S(D_{tr}, e)$ as follows:

$$S(D_{tr}, e) = \{D_{tr}^* | \max\{|D_{tr}^*|, |D_{tr}|\} - |D_{tr}^* \cap D_{tr}| \leq e\}, \quad (1)$$

where $\max\{|D_{tr}^*|, |D_{tr}|\} - |D_{tr}^* \cap D_{tr}|$ is the poisoning size of D_{tr}^* . Note that modifying a training example is equivalent to removing a training example and adding a new one. Given a training dataset D_{tr} and a poisoning size e , an attacker aims to craft a poisoned training dataset D_{tr}^* to minimize the testing accuracy of the classifier learnt by algorithm \mathcal{M} on D_{tr}^* .

Certified accuracy: Given a training dataset D_{tr} and a learning algorithm \mathcal{M} , we use *certified accuracy* on a testing dataset $D_{te} = \{(\mathbf{x}_i, y_i)\}_{i=1}^t$ to measure the algorithm’s performance. Specifically, we denote *certified accuracy at poisoning size e* as $CA(e)$ and formally define it as follows:

$$CA(e) = \min_{D_{tr}^* \in S(D_{tr}, e)} \frac{\sum_{(\mathbf{x}_i, y_i) \in D_{te}} \mathbb{I}(\mathcal{M}(D_{tr}^*, \mathbf{x}_i) = y_i)}{|D_{te}|}, \quad (2)$$

where \mathbb{I} is the indicator function and $\mathcal{M}(D_{tr}^*, \mathbf{x}_i)$ is the label predicted for a testing input \mathbf{x}_i by the classifier learnt by the algorithm \mathcal{M} on the poisoned training dataset D_{tr}^* . $CA(e)$ is the least testing accuracy on D_{te} that the learning algorithm \mathcal{M} can achieve no matter how an attacker poisons the training examples when the poisoning size is at most e . Our goal is to derive lower bounds of $CA(e)$ for learning algorithms kNN and rNN.

3 Certified Accuracy of kNN and rNN

We first derive a lower bound of the certified accuracy via *individual certification*, which treats testing examples in D_{te} individually. Then, we derive a better lower bound of the certified accuracy for rNN via *joint certification*, which treats testing examples jointly.

3.1 Individual Certification

Given a poisoning size at most e , our idea is to certify whether the predicted label stays unchanged or not for each testing input individually. If the predicted label of a testing input \mathbf{x} stays unchanged (i.e., $\mathcal{M}(D_{tr}, \mathbf{x}) = \mathcal{M}(D_{tr}^*, \mathbf{x})$) and it matches with the testing input’s true label, then kNN or rNN certifiably correctly classifies the testing input when the poisoning size is at most e . Therefore, we can obtain a lower bound of the certified accuracy at poisoning size e as the fraction of testing inputs in D_{te} which kNN or rNN certifiably correctly classifies. Next, we first discuss how to certify whether the predicted label stays unchanged or not for each testing input individually. Then, we show our lower bound of the certified accuracy at poisoning size e .

Certifying the predicted label of a testing input: Our goal is to certify that $\mathcal{M}(D_{tr}, \mathbf{x}) = \mathcal{M}(D_{tr}^*, \mathbf{x})$ for a testing input \mathbf{x} when the poisoning size is no larger than a threshold. Given

a training dataset D_{tr} (or a poisoned training dataset D_{tr}^*) and a testing input \mathbf{x} , we use $\mathcal{N}(D_{tr}, \mathbf{x})$ (or $\mathcal{N}(D_{tr}^*, \mathbf{x})$) to denote the set of nearest neighbors of \mathbf{x} in D_{tr} (or D_{tr}^*) for kNN or rNN. We note that there may exist ties when determining the nearest neighbors for kNN, i.e., multiple training examples may have the same distance to the testing input. Usually, kNN breaks such ties uniformly at random. However, such random ties breaking method introduces randomness, i.e., the difference of nearest neighbors before and after poisoned training examples (i.e., $\mathcal{N}(D_{tr}, \mathbf{x})$ vs. $\mathcal{N}(D_{tr}^*, \mathbf{x})$) depends on the randomness in breaking ties. Such randomness makes it challenging to certify the robustness of the predicted label against poisoned training examples. To address the challenge, we propose to define a deterministic ranking of training examples and break ties via choosing the training examples with larger ranks. Moreover, such ranking between clean training examples does not depend on poisoned ones. For instance, we can use a cryptographic hash function (e.g., SHA-1) that is very unlikely to have collisions to hash each training example based on its input feature vector and label, and then we rank the training examples based on their hash values.

We use s_l to denote the number of votes in $\mathcal{N}(D_{tr}, \mathbf{x})$ for label l , i.e., the number of nearest neighbors in $\mathcal{N}(D_{tr}, \mathbf{x})$ whose labels are l . Formally, we have $s_l = \sum_{(\mathbf{x}_j, y_j) \in \mathcal{N}(D_{tr}, \mathbf{x})} \mathbb{I}(y_j = l)$, where $l = 1, 2, \dots, c$ and \mathbb{I} is an indicator function. kNN or rNN essentially predicts the label of the testing input \mathbf{x} as the label with the largest number of votes, i.e., $\mathcal{M}(D_{tr}, \mathbf{x}) = \operatorname{argmax}_{l \in \{1, 2, \dots, c\}} s_l$. Suppose a and b are the labels with the largest and second largest number of votes, i.e., s_a and s_b are the largest and second largest ones among $\{s_1, s_2, \dots, s_c\}$, respectively. We note that there may exist ties when comparing the labels based on their votes. We define a deterministic ranking of labels in $\{1, 2, \dots, c\}$ and take the label with the largest rank when such ties happen. In the worse-case scenario, each poisoned training example leads to one corrupted voter in kNN or rNN, which changes its vote from label a to label b . Therefore, kNN or rNN still predicts label a for the testing input \mathbf{x} when the number of poisoned training examples is no more than $\lceil \frac{s_a - s_b}{2} \rceil - 1$ (without considering the ties breaking). Formally, we have the following theorem:

Theorem 1. *Assuming we have a training dataset D_{tr} , a testing input \mathbf{x} , and a nearest neighbor algorithm \mathcal{M} (i.e., kNN or rNN). a and b respectively are the two labels with the largest and second largest number of votes among the nearest neighbors $\mathcal{N}(D_{tr}, \mathbf{x})$ of \mathbf{x} in D_{tr} . Moreover, s_a and s_b are the number of votes for a and b , respectively. Then, we have the following:*

$$\mathcal{M}(D_{tr}^*, \mathbf{x}) = a, \forall D_{tr}^* \in S(D_{tr}, e), e \leq \lceil \frac{s_a - s_b + \mathbb{I}(a > b)}{2} \rceil - 1. \quad (3)$$

Proof. When an attacker poisons at most e training examples, the number of changed nearest neighbors in $\mathcal{N}(D_{tr}, \mathbf{x})$ is at most e . We denote by $s_l^* = \sum_{(\mathbf{x}_j, y_j) \in \mathcal{N}(D_{tr}^*, \mathbf{x})} \mathbb{I}(l = y_j)$ the number of votes for label l among the nearest neighbors $\mathcal{N}(D_{tr}^*, \mathbf{x})$ in the poisoned training dataset, where $l = 1, 2, \dots, c$. Then, we have $s_l - e \leq s_l^* \leq s_l + e$ for each $l = 1, 2, \dots, c$. Therefore, when $e \leq \lceil \frac{s_a - s_b + \mathbb{I}(a > b)}{2} \rceil - 1$, we have $s_a^* - s_b^* \geq s_a - s_b - 2 \cdot e > 0$ if $a < b$ and $s_a^* - s_b^* \geq s_a - s_b - 2 \cdot e \geq 0$ if $a > b$. Thus, the nearest neighbor algorithm still predicts label a for \mathbf{x} in both cases based on our way of breaking ties, i.e., we have $\mathcal{M}(D_{tr}^*, \mathbf{x}) = a$ when $e \leq \lceil \frac{s_a - s_b + \mathbb{I}(a > b)}{2} \rceil - 1$. \square

Deriving a lower bound of $CA(e)$: kNN or rNN certifiably correctly classifies a testing input \mathbf{x} if it correctly predicts its label before attacks and the predicted label stays unchanged after an attacker poisons the training dataset. Therefore, the fraction of testing inputs that kNN or rNN certifiably correctly classifies is a lower bound of $CA(e)$. Formally, we have the following theorem:

Theorem 2 (Individual Certification). *Assuming we have a training dataset D_{tr} , a testing dataset $D_{te} = \{(\mathbf{x}_i, y_i)\}_{i=1}^t$, and a nearest neighbor algorithm \mathcal{M} (i.e., kNN or rNN). a_i and b_i respectively are the two labels with the largest and second largest number of votes among the nearest neighbors $\mathcal{N}(D_{tr}, \mathbf{x}_i)$ of \mathbf{x}_i in D_{tr} . Moreover, s_{a_i} and s_{b_i} are the number of votes for a_i and b_i , respectively. Then, we have the following lower bound of $CA(e)$:*

$$CA(e) \geq \frac{\sum_{(\mathbf{x}_i, y_i) \in D_{te}} \mathbb{I}(a_i = y_i) \cdot \mathbb{I}(e \leq e_i^*)}{|D_{te}|}, \quad (4)$$

where $e_i^* = \lceil \frac{s_{a_i} - s_{b_i} + \mathbb{I}(a_i > b_i)}{2} \rceil - 1$.

Proof. See Appendix A. □

3.2 Joint Certification

We derive a better lower bound of the certified accuracy via jointly considering multiple testing examples. Our intuition is that, given a group of testing examples and a poisoning size e , an attacker may not be able to make a learning algorithm misclassify all the testing examples jointly even if it can make the learning algorithm misclassify each of them individually. In particular, rNN enables such joint certification. It is challenging to perform joint certification for kNN because of the complex interactions between the nearest neighbors of different testing examples (see our proof of Theorem 3 for specific reasons). Next, we first derive a lower bound of $CA(e)$ on a group of testing examples for rNN. Then, we derive a lower bound of $CA(e)$ on the testing dataset D_{te} via dividing it into groups. Finally, we discuss different strategies to divide the testing dataset into groups, which may lead to different lower bounds of $CA(e)$.

Deriving a lower bound of $CA(e)$ for a group of testing examples: Suppose we have a group of testing examples which have different predicted labels in rNN. Our key intuition is that when an attacker can poison e training examples, the attacker can only decrease the total votes for the testing examples' predicted labels by at most e in rNN, as the testing examples' predicted labels are different. We denote by \mathcal{U} a group of testing examples with different predicted labels and by m its size, i.e., $m = |\mathcal{U}|$. The next theorem shows a lower bound of $CA(e)$ on the testing examples in \mathcal{U} for rNN.

Theorem 3. *Assuming we have a training dataset D_{tr} , the learning algorithm rNN, and a group of m testing examples $\mathcal{U} = \{(\mathbf{x}_i, y_i)\}_{i=1}^m$ with different predicted labels. a_i and b_i respectively are the two labels with the largest and second largest number of votes among the nearest neighbors $\mathcal{N}(D_{tr}, \mathbf{x}_i)$ of \mathbf{x}_i in D_{tr} . Moreover, s_{a_i} and s_{b_i} are the number of votes for a_i and b_i , respectively. Without loss of generality, we assume the following:*

$$(s_{a_1} - s_{b_1}) \cdot \mathbb{I}(a_1 = y_1) \geq (s_{a_2} - s_{b_2}) \cdot \mathbb{I}(a_2 = y_2) \geq \cdots \geq (s_{a_m} - s_{b_m}) \cdot \mathbb{I}(a_m = y_m). \quad (5)$$

Then, the certified accuracy at poisoning size e of rNN for \mathcal{U} has a lower bound $CA(e) \geq \frac{w-1}{|\mathcal{U}|}$, where w is the solution to the following optimization problem:

$$w = \underset{w', w' \geq 1}{\operatorname{argmin}} w' \quad \text{s.t.} \quad \sum_{i=w'}^m \max(s_{a_i} - s_{b_i} - e + \mathbb{I}(a_i > b_i), 0) \cdot \mathbb{I}(a_i = y_i) \leq e. \quad (6)$$

Proof. When an attacker can poison at most e training examples, the attacker can add at most e new nearest neighbors and remove e existing ones in $\mathcal{N}(D_{tr}, \mathbf{x}_i)$ (equivalent to modifying e

training examples) in the worst-case scenario. We denote by $s_{a_i}^*$ and $s_{b_i}^*$ respectively the number of votes for labels a_i and b_i among the nearest neighbors $\mathcal{N}(D_{tr}^*, \mathbf{x}_i)$. First, we have $s_{b_i}^* \leq s_{b_i} + e$ for $\forall i \in \{1, 2, \dots, m\}$ since at most e new nearest neighbors are added. Second, we have $s_{a_i}^* \geq s_{a_i} - e_i$ in rNN, where e_i is the number of removed nearest neighbors in $\mathcal{N}(D_{tr}, \mathbf{x}_i)$ whose true labels are a_i . Note that kNN does not support joint certification because $s_{a_i}^* \geq s_{a_i} - e_i$ does not hold for kNN.

Next, we derive the minimal value of e_i such that rNN misclassifies \mathbf{x}_i . In particular, we consider two cases. If $a_i \neq y_i$, i.e., \mathbf{x}_i is misclassified by rNN without attack, then we have $e_i = 0$. If $a_i = y_i$, \mathbf{x}_i is misclassified by rNN when $s_{a_i}^* \leq s_{b_i}^*$ if $a_i < b_i$ and $s_{a_i}^* < s_{b_i}^*$ if $a_i > b_i$ after attack, which means $e_i \geq s_{a_i} - s_{b_i} - e + \mathbb{I}(a_i > b_i)$. Since $e_i \geq 0$, we have $e_i \geq \max(s_{a_i} - s_{b_i} - e + \mathbb{I}(a_i > b_i), 0)$. Combining the two cases, we have the following lower bound for e_i that makes rNN misclassify \mathbf{x}_i : $e_i \geq \max(s_{a_i} - s_{b_i} - e + \mathbb{I}(a_i > b_i), 0) \cdot \mathbb{I}(a_i = y_i)$. Moreover, since the attacker can remove at most e training examples and the group of testing examples have different predicted labels, i.e., $a_i \neq a_j \forall i, j \in \{1, 2, \dots, m\}$ and $i \neq j$, we have $\sum_{i=1}^m e_i \leq e$. We note that the lower bound of e_i is non-increasing as i increases based on Equation (5). Therefore, in the worst-case scenario, the attacker can make rNN misclassify the last $m - w + 1$ testing inputs whose corresponding e_i sum to be at most e . Formally, w is the solution to the optimization problem in Equation (6). Therefore, the certified accuracy at poisoning size e is at least $\frac{w-1}{|\mathcal{U}|}$. \square

Deriving a lower bound of $CA(e)$ for a testing dataset: Based on Theorem 3, we can derive a lower bound of $CA(e)$ for a testing dataset via dividing it into disjoint groups, each of which includes testing examples with different predicted labels in rNN. Formally, we have the following theorem:

Theorem 4 (Joint Certification). *Given a testing dataset D_{te} , we divide it into λ disjoint groups, i.e., $\mathcal{U}_1, \mathcal{U}_2, \dots, \mathcal{U}_\lambda$, where the testing examples in each group have different predicted labels in rNN. Then, we have the following lower bound of $CA(e)$:*

$$CA(e) \geq \frac{\sum_{j=1}^{\lambda} \mu_j \cdot |\mathcal{U}_j|}{\sum_{j=1}^{\lambda} |\mathcal{U}_j|}, \quad (7)$$

where μ_j is the lower bound of the certified accuracy at poisoning size e on group \mathcal{U}_j , which we can obtain by invoking Theorem 3.

Proof. See Appendix B. \square

Strategies of grouping testing examples: Our Theorem 4 is applicable to any way of dividing the testing examples in D_{te} to disjoint groups once the testing examples in each group have different predicted labels in rNN. Therefore, a natural question is how to group the testing examples in D_{te} to maximize our lower bound of certified accuracy. For instance, a naive method is to randomly divide the testing examples into disjoint groups, each of which includes at most c (the number of classes) testing examples with different predicted labels. We call such method *Random Division (RD)*. However, RD achieves suboptimal performance because it does not consider the certified robustness of each individual testing example. In particular, some testing examples can or cannot be certifiably correctly classified no matter which groups they belong to. However, if we group them with other testing examples, the certified accuracy may be degraded because each group can have at most c testing examples. For instance, if a testing example

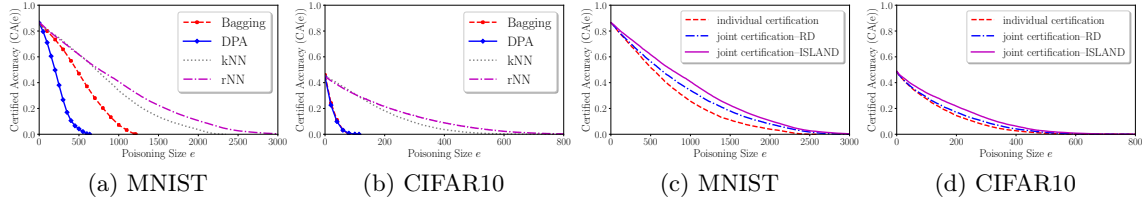


Figure 2: (a)–(b) comparing kNN and rNN with state-of-the-art methods. (c)–(d) comparing individual certification with joint certification for rNN.

cannot be certifiably correctly classified no matter which group it belongs to, then adding it to a group would exclude another testing example from the group, which may degrade the certified accuracy for the group.

Therefore, we propose to isolate these testing examples and divide the remaining testing examples into disjoint groups. We call such method *Isolation and Division (ISLAND)*. Specifically, we first divide the testing dataset D_{te} into three disjoint parts which we denote as D_{te}^0 , D_{te}^1 , and D_{te}^2 . D_{te}^0 contains the testing examples that cannot be certifiably correctly classified at poisoning size e no matter which group they belong to. Based on our proof of Theorem 3, a testing example (\mathbf{x}_i, y_i) that satisfies $(s_{a_i} - s_{b_i} - e + \mathbb{I}(a_i > b_i)) \cdot \mathbb{I}(a_i = y_i) \leq 0$ cannot be certifiably correctly classified at poisoning size e no matter which group it belongs to. Therefore, D_{te}^0 includes such testing examples. Moreover, based on Theorem 1, a testing example (\mathbf{x}_i, y_i) that satisfies $e \leq \lceil \frac{s_{a_i} - s_{b_i} + \mathbb{I}(a_i > b_i)}{2} \rceil - 1$ can be certifiably correctly classified at poisoning size e . Therefore, D_{te}^1 includes such testing examples. Each testing example in D_{te}^0 or D_{te}^1 forms a group by itself. D_{te}^2 includes the remaining testing examples, which we further divide into groups. Our method of dividing D_{te}^2 into groups is inspired by the proof of Theorem 3. In particular, we form a group of testing examples as follows: for each label $l \in \{1, 2, \dots, c\}$, we find the testing example that has the largest value of $(s_{a_i} - s_{b_i} - e + \mathbb{I}(a_i > b_i)) \cdot \mathbb{I}(a_i = l)$ and we skip the label if there is no remaining testing example whose predicted label is l . We apply the procedure to recursively group the testing examples in D_{te}^2 until no testing examples are left.

4 Evaluation

Datasets: We evaluate our methods on MNIST and CIFAR10. We use the popular histogram of oriented gradients (HOG)¹ (Dalal and Triggs, 2005) method to extract features for each example, which we found improves certified accuracy. Note that previous work (Jia et al., 2020a) used a pre-trained model to extract features via transfer learning. However, the pre-trained model may also be poisoned and thus we don’t use it. We didn’t find ties in determining nearest neighbors for kNN in our experiments. We rank the labels as $\{1, 2, \dots, 10\}$ to break ties for labels.

Parameter settings: While any distance metric is applicable, we use ℓ_1 in our experiments for both kNN and rNN. Unless otherwise mentioned, we adopt the following settings: $k = 5,000$ for both MNIST and CIFAR10 in kNN; and $r = 4$ for MNIST and $r = 20$ for CIFAR10 in rNN, considering the different feature dimensions of MNIST and CIFAR10. By default, we use the ISLAND grouping method in the joint certification for rNN.

Comparing with bagging (Jia et al., 2020a) and DPA (Levine and Feizi, 2020):

¹Public implementation: <https://scikit-image.org/docs/dev/api/skimage.feature.html#skimage.feature.hog>

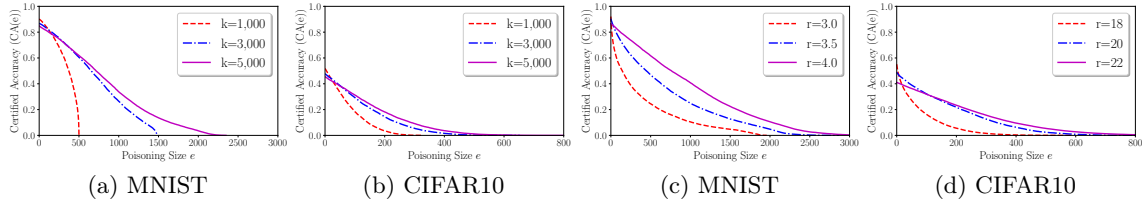


Figure 3: Impact of k ((a)–(b)) and r ((c)–(d)) on the certified accuracy of kNN and rNN.

Figure 2a and Figure 2b show the comparison results of bagging, DPA, kNN, and rNN. Bagging learns N base classifiers, each of which is learnt on a random subsample with ξ training examples of the training dataset. Moreover, bagging’s certified accuracy is correct with a confidence level $1 - \alpha$. DPA divides a training dataset into ζ disjoint partitions and learns a base classifier on each of them. Then, DPA takes a majority vote among the base classifiers to predict the label of a testing example. All the compared methods have tradeoffs between accuracy under no attacks (i.e., $CA(0)$) and robustness against attacks. Therefore, we set their parameters such that they have similar accuracy under no attacks (i.e., similar $CA(0)$). In particular, we use the default k for kNN, and we adjust r for rNN, ξ for bagging, and ζ for DPA. The searched parameters are as follows: $r = 4$, $\xi = 27$, and $\zeta = 5, 500$ for MNIST; and $r = 21$, $\xi = 400$, and $\zeta = 900$ for CIFAR10. Note that we set $N = 1,000$ and $\alpha = 0.001$ for bagging following (Jia et al., 2020a).

We have the following observations. First, both kNN and rNN outperform bagging and DPA. The superior performance of kNN and rNN stems from two reasons: 1) each poisoned training example corrupts multiple voters for bagging and DPA, while it only corrupts one voter for kNN and rNN, which means that, given the same gap between the largest and second largest number of votes, kNN and rNN can tolerate more poisoned training examples; and 2) rNN enables joint certification that improves the certified accuracy. Second, rNN achieves better certified accuracy than kNN when the poisoning size is large. The reason is that rNN supports joint certification.

Comparing individual certification with joint certification: Figure 2c and Figure 2d compare individual certification and joint certification (with the RD and ISLAND grouping methods) for rNN. Our empirical results validate that joint certification improves the certified accuracy upon individual certification. Moreover, our ISLAND grouping method outperforms the RD method.

Impact of k and r : Figure 3 shows the impact of k and r on the certified accuracy of kNN and rNN, respectively. As the results show, k and r achieve tradeoffs between accuracy under no attacks (i.e., $CA(0)$) and robustness. Specifically, when k or r is smaller, the accuracy under no attacks, i.e., $CA(0)$, is larger, but the certified accuracy decreases more quickly as the poisoning size e increases.

5 Related work

Data poisoning attacks have been proposed against various learning algorithms such as Bayes classifier (Nelson et al., 2008), SVM (Biggio et al., 2012), regression models (Jagielski et al., 2018, Mei and Zhu, 2015b, Xiao et al., 2015a), LDA (Mei and Zhu, 2015a), neural networks (Demontis et al., 2019, Huang et al., 2020, Muñoz-González et al., 2017, Shafahi et al., 2018, Suciu et al., 2018, Zhu et al., 2019), recommender systems (Fang et al., 2018, 2020b, Li et al., 2016, Yang

et al., 2017), federated learning (Bagdasaryan et al., 2020, Bhagoji et al., 2019, Fang et al., 2020a), graph-based methods (Jia et al., 2020b, Wang and Gong, 2019, Zhang et al., 2020, Zügner et al., 2018), and others (Cao et al., 2019, Cheu et al., 2019, Rubinstein et al., 2009, Vuurens et al., 2011).

To mitigate data poisoning attacks, many empirical defenses (Barreno et al., 2010, Biggio et al., 2011, Cretu et al., 2008, Feng et al., 2014, Jagielski et al., 2018, Rubinstein et al., 2009, Tran et al., 2018) have been proposed. Steinhardt et al. (2017) derived an upper bound of the loss function for data poisoning attacks when the model is learnt using examples in a feasible set. However, these defenses lack certified robustness guarantees. Recently, several certified defenses (Jia et al., 2020a, Levine and Feizi, 2020, Ma et al., 2019, Rosenfeld et al., 2020, Wang et al., 2020, Weber et al., 2020) were proposed to defend against data poisoning attacks. These defenses provide certified accuracies for a testing dataset either probabilistically (Jia et al., 2020a, Ma et al., 2019, Wang et al., 2020, Weber et al., 2020) or deterministically (Levine and Feizi, 2020, Rosenfeld et al., 2020). All these defenses except (Ma et al., 2019) create majority vote mechanisms to predict the label of a testing example. In particular, a voter is a base classifier learnt on a perturbed version of the training dataset in randomized smoothing based defenses (Rosenfeld et al., 2020, Wang et al., 2020, Weber et al., 2020), while a voter is a base classifier learnt on a subset of the training dataset in bagging (Jia et al., 2020a) and DPA (Levine and Feizi, 2020). Ma et al. (2019) showed that a differentially private learning algorithm achieves certified accuracy against data poisoning attacks. They also train multiple differentially private classifiers, but they are not used to predict the label of a testing example via majority vote. Instead, their average accuracy is used to estimate the certified accuracy. kNN and rNN have intrinsic majority vote mechanisms and we show that they provide deterministic certified accuracies against data poisoning attacks. Moreover, rNN enables joint certification. We note that DPA (Levine and Feizi, 2020) proposed to use a hash function to assign training examples into partitions, which is different from our use of hash function. In particular, we use a hash function to rank training examples. Moreover, both DPA and our work rank the labels to break ties when comparing them with respect to their votes.

A line of works (Bahri et al., 2020, Guyon et al., 1996, Peri et al., 2019, Wilson, 1972) leveraged nearest neighbors to clean a training dataset. For instance, Wilson (1972) proposed to remove a training example whose label is not the same as the majority vote among the labels of its 3 nearest neighbors. Peri et al. (2019) proposed to remove a training example whose label is not the mode amongst labels of its k nearest neighbors in the feature space. Bahri et al. (2020) combined kNN with an intermediate layer of a preliminary deep neural network model to filter suspiciously-labeled training examples. Another line of works (Gao et al., 2018, Reeve and Kabán, 2019) studied the resistance of nearest neighbors to random noisy labels. For instance, Gao et al. (2018) analyzed the resistance of kNN to asymmetric label noise and introduced a Robust kNN to deal with noisy labels. Reeve and Kabán (2019) further analyzed the Robust kNN proposed by (Gao et al., 2018) in the setting with unknown asymmetric label noise. kNN and its variants have also been used to defend against adversarial examples (Cohen et al., 2020, Dubey et al., 2019, Papernot and McDaniel, 2018, Sitawarin and Wagner, 2019a,b, Wang et al., 2018, Yang et al., 2020). For instance, Wang et al. (2018) analyzed the robustness of nearest neighbors to adversarial examples and proposed a more robust 1-nearest neighbor. Several works (Amsaleg et al., 2017, Wang et al., 2019, 2018, Yang et al., 2020) proposed adversarial examples to nearest neighbors, e.g., Wang et al. (2019) proposed adversarial examples against 1-nearest neighbor. These works are orthogonal to ours as we focus

on analyzing the certified robustness of kNN and rNN against general data poisoning attacks.

6 Conclusion and Future work

In this work, we derive the certified robustness of nearest neighbor algorithms, including kNN and rNN, against data poisoning attacks. Moreover, we derive a better lower bound of certified accuracy for rNN via jointly certifying multiple testing examples. Our evaluation results show that 1) both kNN and rNN outperform state-of-the-art certified defenses against data poisoning attacks, and 2) joint certification outperforms individual certification. Interesting future work includes 1) extending joint certification to other learning algorithms, 2) improving joint certification via new grouping methods, and 3) improving certified accuracy of kNN and rNN via new distance metrics.

References

- Laurent Amsaleg, James Bailey, Dominique Barbe, Sarah Erfani, Michael E Houle, Vinh Nguyen, and Miloš Radovanović. The vulnerability of learning to adversarial perturbation increases with intrinsic dimensionality. In *2017 IEEE Workshop on Information Forensics and Security (WIFS)*, pages 1–6. IEEE, 2017.
- Eugene Bagdasaryan, Andreas Veit, Yiqing Hua, Deborah Estrin, and Vitaly Shmatikov. How to backdoor federated learning. In *International Conference on Artificial Intelligence and Statistics*, pages 2938–2948. PMLR, 2020.
- Dara Bahri, Heinrich Jiang, and Maya Gupta. Deep k-nn for noisy labels. In *ICML*, 2020.
- Marco Barreno, Blaine Nelson, Russell Sears, Anthony D Joseph, and J Doug Tygar. Can machine learning be secure? In *Proceedings of the 2006 ACM Symposium on Information, computer and communications security*, pages 16–25, 2006.
- Marco Barreno, Blaine Nelson, Anthony D Joseph, and J Doug Tygar. The security of machine learning. *Machine Learning*, 81(2):121–148, 2010.
- Arjun Nitin Bhagoji, Supriyo Chakraborty, Prateek Mittal, and Seraphin Calo. Analyzing federated learning through an adversarial lens. In *International Conference on Machine Learning*, pages 634–643. PMLR, 2019.
- Battista Biggio, Iginio Corona, Giorgio Fumera, Giorgio Giacinto, and Fabio Roli. Bagging classifiers for fighting poisoning attacks in adversarial classification tasks. In *International workshop on multiple classifier systems*, pages 350–359. Springer, 2011.
- Battista Biggio, B Nelson, and P Laskov. Poisoning attacks against support vector machines. In *ICML*, pages 1807–1814, 2012.
- Battista Biggio, Giorgio Fumera, and Fabio Roli. Security evaluation of pattern classifiers under attack. *IEEE transactions on knowledge and data engineering*, 26(4):984–996, 2013.
- Xiaoyu Cao, Jinyuan Jia, and Neil Zhenqiang Gong. Data poisoning attacks to local differential privacy protocols. *arXiv preprint arXiv:1911.02046*, 2019.

- Nicholas Carlini and David Wagner. Towards evaluating the robustness of neural networks. In *IEEE S&P*, pages 39–57. IEEE, 2017.
- Xinyun Chen, Chang Liu, Bo Li, Kimberly Lu, and Dawn Song. Targeted backdoor attacks on deep learning systems using data poisoning. *arXiv preprint arXiv:1712.05526*, 2017.
- Albert Cheu, Adam Smith, and Jonathan Ullman. Manipulation attacks in local differential privacy. *arXiv preprint arXiv:1909.09630*, 2019.
- Gilad Cohen, Guillermo Sapiro, and Raja Giryes. Detecting adversarial samples using influence functions and nearest neighbors. In *Proceedings of the IEEE/CVF Conference on Computer Vision and Pattern Recognition*, pages 14453–14462, 2020.
- Thomas Cover and Peter Hart. Nearest neighbor pattern classification. *IEEE transactions on information theory*, 13(1):21–27, 1967.
- Gabriela F Cretu, Angelos Stavrou, Michael E Locasto, Salvatore J Stolfo, and Angelos D Keromytis. Casting out demons: Sanitizing training data for anomaly sensors. In *2008 IEEE Symposium on Security and Privacy*, pages 81–95. IEEE, 2008.
- Navneet Dalal and Bill Triggs. Histograms of oriented gradients for human detection. In *2005 IEEE computer society conference on computer vision and pattern recognition (CVPR’05)*, volume 1, pages 886–893. IEEE, 2005.
- Ambra Demontis, Marco Melis, Maura Pintor, Matthew Jagielski, Battista Biggio, Alina Oprea, Cristina Nita-Rotaru, and Fabio Roli. Why do adversarial attacks transfer? explaining transferability of evasion and poisoning attacks. In *USENIX Security Symposium*, pages 321–338, 2019.
- Abhimanyu Dubey, Laurens van der Maaten, Zeki Yalniz, Yixuan Li, and Dhruv Mahajan. Defense against adversarial images using web-scale nearest-neighbor search. In *Proceedings of the IEEE Conference on Computer Vision and Pattern Recognition*, pages 8767–8776, 2019.
- Minghong Fang, Guolei Yang, Neil Zhenqiang Gong, and Jia Liu. Poisoning attacks to graph-based recommender systems. In *Proceedings of the 34th Annual Computer Security Applications Conference*, pages 381–392, 2018.
- Minghong Fang, Xiaoyu Cao, Jinyuan Jia, and Neil Gong. Local model poisoning attacks to byzantine-robust federated learning. In *USENIX Security Symposium*, pages 1605–1622, 2020a.
- Minghong Fang, Neil Zhenqiang Gong, and Jia Liu. Influence function based data poisoning attacks to top-n recommender systems. In *Proceedings of The Web Conference 2020*, pages 3019–3025, 2020b.
- Jiashi Feng, Huan Xu, Shie Mannor, and Shuicheng Yan. Robust logistic regression and classification. In *Advances in neural information processing systems*, pages 253–261, 2014.
- Evelyn Fix and JL Hodges. Discriminatory analysis: Nonparametric discrimination, consistency properties. *Report No. 4, USAF School of Aviation Medicine, Randolph Field, Texas, Feb, 1951*.

- Wei Gao, Xin-Yi Niu, and Zhi-Hua Zhou. On the consistency of exact and approximate nearest neighbor with noisy data. *Arxiv, abs/1607.07526*, 2018.
- Ian J Goodfellow, Jonathon Shlens, and Christian Szegedy. Explaining and harnessing adversarial examples. *arXiv preprint arXiv:1412.6572*, 2014.
- Tianyu Gu, Brendan Dolan-Gavitt, and Siddharth Garg. Badnets: Identifying vulnerabilities in the machine learning model supply chain. *arXiv preprint arXiv:1708.06733*, 2017.
- Isabelle Guyon, Nada Matic, Vladimir Vapnik, et al. Discovering informative patterns and data cleaning. In *Proceedings of the 3rd International Conference on Knowledge Discovery and Data Mining*, 1996.
- W Ronny Huang, Jonas Geiping, Liam Fowl, Gavin Taylor, and Tom Goldstein. Metapoison: Practical general-purpose clean-label data poisoning. *arXiv preprint arXiv:2004.00225*, 2020.
- Matthew Jagielski, Alina Oprea, Battista Biggio, Chang Liu, Cristina Nita-Rotaru, and Bo Li. Manipulating machine learning: Poisoning attacks and countermeasures for regression learning. In *2018 IEEE Symposium on Security and Privacy (SP)*, pages 19–35. IEEE, 2018.
- Jinyuan Jia, Xiaoyu Cao, and Neil Zhenqiang Gong. Intrinsic certified robustness of bagging against data poisoning attacks. *arXiv preprint arXiv:2008.04495*, 2020a.
- Jinyuan Jia, Xiaoyu Cao, Binghui Wang, and Neil Zhenqiang Gong. Certified robustness for top-k predictions against adversarial perturbations via randomized smoothing. In *International Conference on Learning Representations*, 2020b.
- Alexander Levine and Soheil Feizi. Deep partition aggregation: Provable defense against general poisoning attacks. *arXiv preprint arXiv:2006.14768*, 2020.
- Bo Li, Yining Wang, Aarti Singh, and Yevgeniy Vorobeychik. Data poisoning attacks on factorization-based collaborative filtering. In *NeurIPS*, pages 1885–1893, 2016.
- Yuzhe Ma, Xiaojin Zhu, and Justin Hsu. Data poisoning against differentially-private learners: Attacks and defenses. In *International Joint Conference on Artificial Intelligence*, 2019.
- Shike Mei and Xiaojin Zhu. The security of latent dirichlet allocation. In *Artificial Intelligence and Statistics*, pages 681–689, 2015a.
- Shike Mei and Xiaojin Zhu. Using machine teaching to identify optimal training-set attacks on machine learners. In *AAAI*, pages 2871–2877, 2015b.
- Mehran Mozaffari-Kermani, Susmita Sur-Kolay, Anand Raghunathan, and Niraj K Jha. Systematic poisoning attacks on and defenses for machine learning in healthcare. *IEEE journal of biomedical and health informatics*, 19(6):1893–1905, 2014.
- Luis Muñoz-González, Battista Biggio, Ambra Demontis, Andrea Paudice, Vasin Wongrassamee, Emil C Lupu, and Fabio Roli. Towards poisoning of deep learning algorithms with back-gradient optimization. In *Proceedings of the 10th ACM Workshop on Artificial Intelligence and Security*, pages 27–38, 2017.

- Blaine Nelson, Marco Barreno, Fuching Jack Chi, Anthony D Joseph, Benjamin IP Rubinstein, Udam Saini, Charles A Sutton, J Doug Tygar, and Kai Xia. Exploiting machine learning to subvert your spam filter. *LEET*, 8:1–9, 2008.
- Nicolas Papernot and Patrick McDaniel. Deep k-nearest neighbors: Towards confident, interpretable and robust deep learning. *arXiv preprint arXiv:1803.04765*, 2018.
- Neehar Peri, Neal Gupta, W Ronny Huang, Liam Fowl, Chen Zhu, Soheil Feizi, Tom Goldstein, and John P Dickerson. Deep k-nn defense against clean-label data poisoning attacks. *arXiv*, pages arXiv–1909, 2019.
- Henry WJ Reeve and Ata Kabán. Fast rates for a knn classifier robust to unknown asymmetric label noise. *arXiv preprint arXiv:1906.04542*, 2019.
- Elan Rosenfeld, Ezra Winston, Pradeep Ravikumar, and J Zico Kolter. Certified robustness to label-flipping attacks via randomized smoothing. In *ICML*, 2020.
- Benjamin IP Rubinstein, Blaine Nelson, Ling Huang, Anthony D Joseph, Shing-hon Lau, Satish Rao, Nina Taft, and J Doug Tygar. Antidote: understanding and defending against poisoning of anomaly detectors. In *Proceedings of the 9th ACM SIGCOMM conference on Internet measurement*, pages 1–14, 2009.
- Ali Shafahi, W Ronny Huang, Mahyar Najibi, Octavian Suci, Christoph Studer, Tudor Dumitras, and Tom Goldstein. Poison frogs! targeted clean-label poisoning attacks on neural networks. In *NeurIPS*, pages 6103–6113, 2018.
- Chawin Sitawarin and David Wagner. Defending against adversarial examples with k-nearest neighbor. *arXiv preprint arXiv:1906.09525*, 2019a.
- Chawin Sitawarin and David Wagner. On the robustness of deep k-nearest neighbors. In *2019 IEEE Security and Privacy Workshops (SPW)*, pages 1–7. IEEE, 2019b.
- Jacob Steinhardt, Pang Wei W Koh, and Percy S Liang. Certified defenses for data poisoning attacks. In *Advances in neural information processing systems*, pages 3517–3529, 2017.
- Octavian Suci, Radu Marginean, Yigitcan Kaya, Hal Daume III, and Tudor Dumitras. When does machine learning FAIL? generalized transferability for evasion and poisoning attacks. In *USENIX Security Symposium*, pages 1299–1316, 2018.
- Christian Szegedy, Wojciech Zaremba, Ilya Sutskever, Joan Bruna, Dumitru Erhan, Ian Goodfellow, and Rob Fergus. Intriguing properties of neural networks. In *ICLR*, 2014.
- Brandon Tran, Jerry Li, and Aleksander Madry. Spectral signatures in backdoor attacks. In *Advances in Neural Information Processing Systems*, pages 8000–8010, 2018.
- Jeroen Vuurens, Arjen P de Vries, and Carsten Eickhoff. How much spam can you take? an analysis of crowdsourcing results to increase accuracy. In *Proc. ACM SIGIR Workshop on Crowdsourcing for Information Retrieval (CIR’11)*, pages 21–26, 2011.
- Binghui Wang and Neil Zhenqiang Gong. Attacking graph-based classification via manipulating the graph structure. In *Proceedings of the 2019 ACM SIGSAC Conference on Computer and Communications Security*, pages 2023–2040, 2019.

- Binghui Wang, Xiaoyu Cao, Jinyuan Jia, and Neil Zhenqiang Gong. On certifying robustness against backdoor attacks via randomized smoothing. In *CVPR 2020 Workshop on Adversarial Machine Learning in Computer Vision*, 2020.
- Lu Wang, Xuanqing Liu, Jinfeng Yi, Zhi-Hua Zhou, and Cho-Jui Hsieh. Evaluating the robustness of nearest neighbor classifiers: A primal-dual perspective. *arXiv preprint arXiv:1906.03972*, 2019.
- Yizhen Wang, Somesh Jha, and Kamalika Chaudhuri. Analyzing the robustness of nearest neighbors to adversarial examples. In *International Conference on Machine Learning*, pages 5133–5142, 2018.
- Maurice Weber, Xiaojun Xu, Bojan Karlas, Ce Zhang, and Bo Li. Rab: Provable robustness against backdoor attacks. *arXiv preprint arXiv:2003.08904*, 2020.
- Dennis L Wilson. Asymptotic properties of nearest neighbor rules using edited data. *IEEE Transactions on Systems, Man, and Cybernetics*, (3):408–421, 1972.
- Huang Xiao, Battista Biggio, Gavin Brown, Giorgio Fumera, Claudia Eckert, and Fabio Roli. Is feature selection secure against training data poisoning? In *ICML*, pages 1689–1698, 2015a.
- Huang Xiao, Battista Biggio, Blaine Nelson, Han Xiao, Claudia Eckert, and Fabio Roli. Support vector machines under adversarial label contamination. *Neurocomputing*, 160:53–62, 2015b.
- Guolei Yang, Neil Zhenqiang Gong, and Ying Cai. Fake co-visitation injection attacks to recommender systems. In *NDSS*, 2017.
- Yao-Yuan Yang, Cyrus Rashtchian, Yizhen Wang, and Kamalika Chaudhuri. Robustness for non-parametric classification: A generic attack and defense. In *International Conference on Artificial Intelligence and Statistics*, pages 941–951, 2020.
- Zaixi Zhang, Jinyuan Jia, Binghui Wang, and Neil Zhenqiang Gong. Backdoor attacks to graph neural networks. *arXiv preprint arXiv:2006.11165*, 2020.
- Chen Zhu, W Ronny Huang, Hengduo Li, Gavin Taylor, Christoph Studer, and Tom Goldstein. Transferable clean-label poisoning attacks on deep neural nets. In *ICML*, pages 7614–7623, 2019.
- Daniel Zügner, Amir Akbarnejad, and Stephan Günnemann. Adversarial attacks on neural networks for graph data. In *KDD*, pages 2847–2856, 2018.

A Proof of Theorem 2

Proof. We have the following:

$$CA(e) = \min_{D_{tr}^* \in S(D_{tr}, e)} \frac{\sum_{(\mathbf{x}_i, y_i) \in D_{te}} \mathbb{I}(\mathcal{M}(D_{tr}^*, \mathbf{x}_i) = y_i)}{|D_{te}|} \quad (8)$$

$$\geq \frac{\sum_{(\mathbf{x}_i, y_i) \in D_{te}} \min_{D_{tr}^* \in S(D_{tr}, e)} \mathbb{I}(\mathcal{M}(D_{tr}^*, \mathbf{x}_i) = y_i)}{|D_{te}|} \quad (9)$$

$$= \frac{\sum_{(\mathbf{x}_i, y_i) \in D_{te}} \mathbb{I}(a_i = y_i) \min_{D_{tr}^* \in S(D_{tr}, e)} \mathbb{I}(\mathcal{M}(D_{tr}^*, \mathbf{x}_i) = a_i)}{|D_{te}|} \quad (10)$$

$$= \frac{\sum_{(\mathbf{x}_i, y_i) \in D_{te}} \mathbb{I}(a_i = y_i) \mathbb{I}(e \leq e_i^*)}{|D_{te}|}, \quad (11)$$

where the last step is based on applying Theorem 1 to testing input \mathbf{x}_i . \square

B Proof of Theorem 4

Proof. We have the following:

$$CA(e) = \min_{D_{tr}^* \in S(D_{tr}, e)} \frac{\sum_{(\mathbf{x}_i, y_i) \in D_{te}} \mathbb{I}(\mathcal{M}(D_{tr}^*, \mathbf{x}_i) = y_i)}{|D_{te}|} \quad (12)$$

$$= \min_{D_{tr}^* \in S(D_{tr}, e)} \frac{\sum_{j=1}^{\lambda} \sum_{(\mathbf{x}_i, y_i) \in \mathcal{U}_j} \mathbb{I}(\mathcal{M}(D_{tr}^*, \mathbf{x}_i) = y_i)}{\sum_{j=1}^{\lambda} |\mathcal{U}_j|} \quad (13)$$

$$\geq \frac{\sum_{j=1}^{\lambda} \min_{D_{tr}^* \in S(D_{tr}, e)} \sum_{(\mathbf{x}_i, y_i) \in \mathcal{U}_j} \mathbb{I}(\mathcal{M}(D_{tr}^*, \mathbf{x}_i) = y_i)}{\sum_{j=1}^{\lambda} |\mathcal{U}_j|} \quad (14)$$

$$\geq \frac{\sum_{j=1}^{\lambda} \mu_j \cdot |\mathcal{U}_j|}{\sum_{j=1}^{\lambda} |\mathcal{U}_j|}, \quad (15)$$

where we have Equation (15) from (14) based on applying Theorem 3 to group \mathcal{U}_j . \square