

PPKE: Knowledge Representation Learning by Path-based Pre-training

Bin He¹, Di Zhou¹, Jing Xie^{2*}, Jinghui Xiao¹, Xin Jiang¹, Qun Liu¹

¹Huawei Noah's Ark Lab

²School of Computer Science, Harbin Institute of Technology
 {hebin.nlp,zhoudi7,xiaojinghui4,jiang.xin,qun.liu}@huawei.com
 {xiejing.hit}@gmail.com

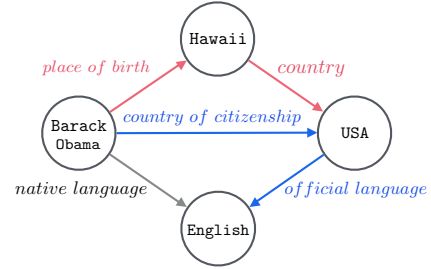
Abstract

Entities may have complex interactions in a knowledge graph (KG), such as multi-step relationships, which can be viewed as graph contextual information of the entities. Traditional knowledge representation learning (KRL) methods usually treat a single triple as a training unit, and neglect most of the graph contextual information exists in the topological structure of KGs. In this study, we propose a Path-based Pre-training model to learn Knowledge Embeddings, called PPKE, which aims to integrate more graph contextual information between entities into the KRL model. Experiments demonstrate that our model achieves state-of-the-art results on several benchmark datasets for link prediction and relation prediction tasks, indicating that our model provides a feasible way to take advantage of graph contextual information in KGs.

1 Introduction

Knowledge graphs (KGs), such as WordNet (Miller 1998), Freebase (Bollacker et al. 2008) and Wikidata (Vrandečić and Krötzsch 2014), aggregate a large amount of human knowledge and express in a structured way. The large number of triples in these KGs have constructed a complex knowledge network, but it is far from complete. In recent years, knowledge graph completion (KGC) tasks have attracted great attention.

Despite new state-of-the-art (SOTA) models (Trouillon et al. 2016; Sun et al. 2019a; Yao, Mao, and Luo 2019; Wang et al. 2019; Ji et al. 2020) emerge constantly, most methods ignore the topological structure information of the KGs. Relation paths are the most common topological structure in KGs, and Figure 1 shows some relation path instances. (Barack Obama, *country of citizenship*, USA) is a relation triple, while Barack Obama *place of birth*→Hawaii *country*→USA is a two-step relation path. Similar to word context in language models (Peters et al. 2018), relation paths can be considered as one kind of contextual information in KGs. We call it “graph contextual information”. And Harris’s famous distributional hypothesis (Harris 1954; Firth 1957) can also be extended to knowledge graphs: *you shall know an entity by the relationships it involves*. Although these



Two-step relation:

Barack Obama *place of birth*, *country* USA

Barack Obama *country of citizenship*, *official language* English

Figure 1: An illustration of knowledge triples and relation paths. Circles are entities and arrows are relations.

two kinds of contextual information are similar, the latter has its own specialities. In knowledge graphs, not all relation paths are meaningful. For example, Inception *director*→Christopher Nolan *has child*→Rory Nolan is a valid relation path, but this does not indicate that there must be a relationship between Inception and Rory Nolan. Unreliable relation paths are common in knowledge graphs, and Lin et al. (2015) found that it is necessary to select reliable relation paths for knowledge representation learning. They learn inference patterns between relations and paths to utilize knowledge contained in relation paths. Instead of relying on inference patterns, we propose PPKE, a path-based pre-training approach that integrates graph contextual information contained in relation paths into the model parameters. We think this is a more general way to develop the unexploited graph contextual information. During the path-based pre-training procedure, two-step relation paths are extracted from the knowledge graph and fed into the pre-training module with original triples. Then, the pre-trained model can be finetuned for downstream KGC tasks, such as link prediction and relation prediction. Our contributions are as follows:

- We propose a path-based pre-training approach for knowledge representation learning, which provides a feasible way to develop more graph contextual information in KGs.
- Experiments on several benchmark datasets show that

* This work is done when Jing Xie is an intern at Huawei Noah's Ark Lab.

PPKE achieves new SOTA results on link prediction and relation prediction tasks.

2 Related Work

In the literature, relation paths have been utilized to improve the performance of KG-related tasks. One of the representative models is PtransE (Lin et al. 2015), which learns inference patterns from relation paths to improve the knowledge base completion tasks. In this work, a path-constraint resource allocation algorithm is proposed to measure the weights of inference patterns, and semantic composition of relation embeddings is utilized to represent relation paths. Despite its success, the modeling objects are limited to the inference patterns between relations and paths, and it did not model the contextual information that implicated in paths.

Recently, several KRL methods have attempted to introduce more contextual information into knowledge representations. Relational Graph Convolutional Networks (R-GCNs) (Schlichtkrull et al. 2018) is proposed to learn entity embeddings from their incoming neighbors, which greatly enhances the information interaction between related triples. Nathani et al. (2019) further extend the information flow from 1-hop in-entities to n -hop during the learning process of entity representations. Moreover, contextualized knowledge representation learning method (CoKE) is proposed to model the contextual nature of triples and relation paths (Wang et al. 2019). However, these methods do not experiment with benchmark datasets to verify that graph context information can improve the model performance (Sun et al. 2019b). We believe that the information contained in knowledge graphs has not been sufficiently exploited. In this study, we develop a knowledge graph pre-training model to integrate more graph contextual information, and utilize this model to benefit KG-related tasks through a finetuning procedure.

3 Methodology

In this section, we will introduce our path-based pre-training model and how to finetune this model for downstream KGC tasks. Figure 2 presents the model architecture of path-based pre-training.

3.1 Path-based Pre-training

Input Representation We denote relation paths as $\{h, r_1, \dots, r_n, t\}$, where h, t means head and tail entity, r_i is the i^{th} -step relationship between the entity pair and n is the path distance. When n equals to 1, it represents a triple $\{h, r, t\}$. To distinguish the role of different entities and relations in the input sequence, position embeddings should be assigned to each input element. Besides, we move entities to the front of the input sequence to avoid the position bias in different sample lengths. Triples and relation paths are transformed into a unified format

$$\mathbf{x} = \{h, t, r_1, \dots, r_n\}, \quad (1)$$

and the input representation is denoted as $\mathbf{E} = \{\mathbf{E}^h, \mathbf{E}^t, \mathbf{E}^{r_1}, \dots, \mathbf{E}^{r_n}\}$.

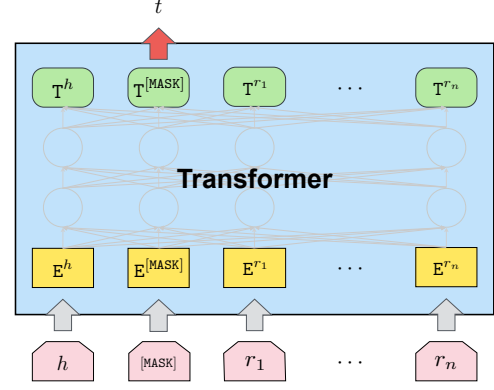


Figure 2: The model architecture of path-based pre-training. h, t denote the head and tail entity, r_1, \dots, r_n is the n -step relationship between the entity pair.

Masked Entity Prediction In pre-trained language models, “masked subword prediction” is one of the pre-training tasks, which randomly mask subwords in a given input sequence and predict them (Devlin et al. 2019). Inspired by this task, we choose entities as the masked objects. In our framework, only one entity (head entity or tail entity) is masked in each input sample because the input length is relatively short. Take the relation path (Barack Obama, place of birth, country, USA) as an example, we formalize this sample into [Barack Obama] [USA] [place of birth] [country], then mask one of the entities and let the model make predictions, i.e.,

Input=[Barack Obama] [MASK] [place of birth] [country]

Label=[USA]

where $[\cdot]$ denotes an input element. As shown in Figure 2, we use a Transformer encoder (Vaswani et al. 2017) to learn the graph contextual information of the inputs. Assuming e is the masked entity, and $\mathbf{T}^{[\text{MASK}]}$ is the output hidden state of input [MASK], the prediction objective is to calculate the prediction probability of entity e and maximize it. This process can be formalized as follows:

$$\mathbf{p}^{[\text{MASK}]} = \text{softmax}(\mathbf{T}^{[\text{MASK}]} \cdot \mathbf{V}^{\mathcal{E}}), \quad (2)$$

$$\mathcal{L} = -\log p_e^{[\text{MASK}]}, \quad (3)$$

where $\mathbf{p}^{[\text{MASK}]}$ is the probability vector of all candidate entities in the entity vocabulary, and $\mathbf{V}^{\mathcal{E}}$ is the entity embedding matrix. We utilize the maximum likelihood estimation (MLE) method to learn the model parameters:

$$\hat{\theta} = \underset{\theta}{\operatorname{argmax}} \sum_{(\mathbf{x}, \mathbf{m}_e) \in \mathcal{X}} \log p(\mathbf{x}_e | \mathbf{x} \circ \mathbf{m}_e; \theta), \quad (4)$$

where \mathbf{m}_e is the masking vector, and \mathbf{x}_e represents the target entity.

3.2 Finetuning

Link Prediction This task is to predict the tail entity given head entity and relation ($(h, r, ?) \rightarrow t$), or to predict the head entity given relation and tail entity ($(?, r, t) \rightarrow h$). Aligning

Dataset	# Ent / # Rel	# Train / Valid / Test	# Quad
FB15k-237	14,541 / 237	272,115 / 17,535 / 20,466	17,765,062
WN18RR	40,943 / 11	86,835 / 3,034 / 3,134	236,475
FB15k	14,951 / 1,345	483,142 / 50,000 / 59,071	81,916,109

Table 1: Statistics of the datasets. “Quad” means quadruple, i.e., 2-step relation path between two entities, such as (h, r_1, r_2, t) . Datasets can be downloaded from this repository¹.

Method	FB15k-237				WN18RR			
	MRR	H@1	H@3	H@10	MRR	H@1	H@3	H@10
TransE (Bordes et al. 2013)	29.0	19.9	-	47.1	46.6	42.3	-	55.5
ConvE (Dettmers et al. 2018)	31.6	23.9	35.0	49.1	46.0	39.0	43.0	48.0
ConvKB (Nguyen et al. 2018)	39.6	-	-	51.7	24.8	-	-	52.5
R-GCN (Schlichtkrull et al. 2018)	24.9	15.1	26.4	41.7	-	-	-	-
RotatE (Sun et al. 2019a)	33.8	24.1	37.5	53.3	47.6	42.8	49.2	57.1
CoKE (Wang et al. 2019)	36.1	26.9	39.8	54.7	47.5	43.7	49.0	55.2
CoKE (ours)	35.9	26.6	39.6	54.5	47.5	43.6	48.8	55.4
PPKE	36.4	27.0	40.0	55.1	48.5	43.9	50.2	57.3

Table 2: Link prediction results on WN18RR and FB15k-237. The results of TransE are reported by OpenKE (Han et al. 2018). The original CoKE model was implemented using deep learning framework PaddlePaddle, and we re-implement this model using TensorFlow. The scores of remaining baselines follow their original papers.

with the pre-trained model, the task objective is to predict the masked head(tail) entity. An example of the inputs is as follows:

Input_{head}=[MASK] [USA] [country of citizenship]
Label_{head}=[Barack Obama]
Input_{tail}=[Barack Obama] [MASK] [country of citizenship]
Label_{tail}=[USA]

Given training dataset \mathcal{D}_{xe} , the training objective is to maximize the log-likelihood of the masked entity conditioned on the masked triple:

$$\hat{\theta}_{x \rightarrow e} = \arg\max_{\theta_{x \rightarrow e}} \sum_{x \in \mathcal{D}_{xe}} \log p(e|x; \theta_{x \rightarrow e}). \quad (5)$$

Relation Prediction This task is to predict the relation given head entity and tail entity $((h, ?, t) \rightarrow r)$. In this task, the task objective is to predict the masked relation, and an example of the inputs is as follows:

Input_{rel}=[Barack Obama] [USA] [MASK]
Label_{rel}=[country of citizenship]

Given training dataset \mathcal{D}_{xr} , the training objective is to maximize the log-likelihood of the masked relation conditioned on the masked triple:

$$\hat{\theta}_{x \rightarrow r} = \arg\max_{\theta_{x \rightarrow r}} \sum_{x \in \mathcal{D}_{xr}} \log p(r|x; \theta_{x \rightarrow r}). \quad (6)$$

4 Experiments

4.1 Dataset

We conduct link prediction experiments on two widely-used benchmark datasets: FB15k-237 (Toutanova and Chen 2015), which is a subset of Freebase; WN18RR (Dettmers et al. 2018), which is a subset of WordNet. We also conduct relation prediction on FB15k (Bordes et al. 2013) and

FB15k-237. The detailed statistics of these datasets are listed in Table 1.

4.2 Settings

During the model pre-training, only two-step relation paths (or quadruples) are extracted from KGs. We count the number of quadruples in different training sets and the statistics is shown in Table 1. For WN18RR, all quadruples are involved in pre-training. For FB15k-237 and FB15k, due to limitations of computing resources, 2 and 5 million quadruples are randomly chosen, respectively. In the pre-training phase, the maximum sequence length is set to 4. We use a batch size of 512 for WN18RR, and 4096 for FB15k-237 and FB15k. The pre-training epoch number is set to 800. In this study, the Transformer layer number, head number and hidden size are set to 6, 4, 256, which are the same as that used in (Wang et al. 2019).

4.3 Results

Table 2 shows the model comparison on two link prediction datasets. We list six previous state-of-the-art models as baselines to compare the link prediction performance with our model, and the results demonstrate that PPKE outperforms on most evaluation metrics. Compared with CoKE, PPKE achieves significant improvement on WN18RR, which improves 1.0% and 2.1% on MRR and Hits@10, respectively. Besides, in FB15k-237, PPKE outperforms CoKE by 0.3% and 0.4% on MRR and Hits@10. Table 3 presents relation prediction results on FB15k and FB15k-237. As we can see, KG-BERT and CoKE outperform PTransE and ProjE on FB15k, and PPKE achieves better results on both FB15k and FB15k-237. These experimental results verify that our model has the ability to utilize graph contextual information to improve the performance of link prediction and relation prediction.

Method	FB15k	FB15k-237
PTransE (ADD, 2-step) (Lin et al. 2015)	93.6	-
PTransE (ADD, 3-step) (Lin et al. 2015)	94.0	-
ProjE (pointwise) (Shi and Weninger 2017)	95.6	-
ProjE (listwise) (Shi and Weninger 2017)	95.7	-
ProjE (wlistwise) (Shi and Weninger 2017)	95.6	-
KG-BERT (b) (Yao, Mao, and Luo 2019)	96.0	-
CoKE (ours)	96.6	95.5
PPKE	96.8	95.7

Table 3: Relation prediction results (Hits@1) on FB15k and FB15k-237. The baselines are taken from original papers.

Method	FB15k-237		WN18RR	
	MRR	Hits@10	MRR	Hits@10
CoKE (ours)	35.9	54.5	47.5	55.4
PPKE (w/o pretraining)	35.7	54.2	47.1	55.0
PPKE (w/ pretraining)	36.4	55.1	48.5	57.3

Table 4: Ablation study on the link prediction task.

4.4 Discussion

Does the path-based pre-training work? Table 4 shows the ablation study on whether to use path-based pre-training in PPKE. Without pre-training, our model achieves similar results of CoKE. The slightly lower scores may be caused by hyperparameter searching, because we follow the hyperparameters used in CoKE. After using pre-training, the scores of Hits@10 in WN18RR and FB15k-237 improve by 2.3% and 0.9%, respectively.

What the model learned during path-based pre-training? We collect some groups of triples and quadruples from the pre-training pool. In each sample group, triples and quadruples share the same head and tail entity. After masking the tail entity for each sample group, the samples are fed into the pre-trained model to generate the output hidden state of the masked entity. Figure 3 illustrates these hidden state representations via t-SNE (Maaten and Hinton 2008). In most sample groups, the cohesion degree is high, indicating our model has integrated two-step graph contextual information into the model parameters.




Figure 3: Visualization for masked tail entities. Different colors mean different sample groups. Samples of the same color share the same head and tail entity. *Round point* represents hidden state representation for the masked tail entity in a triple while *inverted triangle* is for that in a quadruple.

5 Conclusion and Future Work

We propose a novel approach to integrate graph contextual information into a path-based pre-training model, focusing on modeling one-step and two-step relations between entities. Experiments show our model outperforms previous state-of-the-art methods, which validates the intuition that graph contextual information is beneficial to knowledge graph completion tasks.

In the follow-up work, we will try to add relation prediction objective into the pre-training procedure, and larger quantity or wider variety of graph contextual information will be explored.

Acknowledgments

Thank Chao Xing for his insightful suggestions for this work.

References

- Bollacker, K.; Evans, C.; Paritosh, P.; Sturge, T.; and Taylor, J. 2008. Freebase: a collaboratively created graph database for structuring human knowledge. In *Proceedings of the 2008 ACM SIGMOD international conference on Management of data*, 1247–1250. AcM.
- Bordes, A.; Usunier, N.; Garcia-Duran, A.; Weston, J.; and Yakhnenko, O. 2013. Translating embeddings for model-

- ing multi-relational data. In *Advances in neural information processing systems*, 2787–2795.
- Dettmers, T.; Minervini, P.; Stenetorp, P.; and Riedel, S. 2018. Convolutional 2d knowledge graph embeddings. In *Thirty-Second AAAI Conference on Artificial Intelligence*.
- Devlin, J.; Chang, M.-W.; Lee, K.; and Toutanova, K. 2019. BERT: Pre-training of Deep Bidirectional Transformers for Language Understanding. In *Proceedings of the 2019 Conference of the North American Chapter of the Association for Computational Linguistics: Human Language Technologies, Volume 1 (Long and Short Papers)*, 4171–4186.
- Firth, J. R. 1957. A synopsis of linguistic theory, 1930-1955. *Studies in linguistic analysis*.
- Han, X.; Cao, S.; Lv, X.; Lin, Y.; Liu, Z.; Sun, M.; and Li, J. 2018. Openke: An open toolkit for knowledge embedding. In *Proceedings of the 2018 Conference on Empirical Methods in Natural Language Processing: System Demonstrations*, 139–144.
- Harris, Z. S. 1954. Distributional structure. *Word* 10(2-3): 146–162.
- Ji, S.; Pan, S.; Cambria, E.; Marttinen, P.; and Yu, P. S. 2020. A survey on knowledge graphs: Representation, acquisition and applications. *arXiv preprint arXiv:2002.00388*.
- Lin, Y.; Liu, Z.; Luan, H.; Sun, M.; Rao, S.; and Liu, S. 2015. Modeling Relation Paths for Representation Learning of Knowledge Bases. In *Proceedings of the 2015 Conference on Empirical Methods in Natural Language Processing*, 705–714.
- Maaten, L. v. d.; and Hinton, G. 2008. Visualizing data using t-SNE. *Journal of machine learning research* 9(Nov): 2579–2605.
- Miller, G. A. 1998. *WordNet: An electronic lexical database*. MIT press.
- Nathani, D.; Chauhan, J.; Sharma, C.; and Kaul, M. 2019. Learning Attention-based Embeddings for Relation Prediction in Knowledge Graphs. In *Proceedings of the 57th Annual Meeting of the Association for Computational Linguistics*, 4710–4723. Florence, Italy: Association for Computational Linguistics. URL <https://www.aclweb.org/anthology/P19-1466>.
- Nguyen, D. Q.; Nguyen, T. D.; Nguyen, D. Q.; and Phung, D. 2018. A Novel Embedding Model for Knowledge Base Completion Based on Convolutional Neural Network. In *Proceedings of the 2018 Conference of the North American Chapter of the Association for Computational Linguistics: Human Language Technologies, Volume 2 (Short Papers)*, 327–333.
- Peters, M. E.; Neumann, M.; Iyyer, M.; Gardner, M.; Clark, C.; Lee, K.; and Zettlemoyer, L. 2018. Deep contextualized word representations. In *Proceedings of NAACL-HLT*, 2227–2237.
- Schlichtkrull, M.; Kipf, T. N.; Bloem, P.; Van Den Berg, R.; Titov, I.; and Welling, M. 2018. Modeling relational data with graph convolutional networks. In *European Semantic Web Conference*, 593–607. Springer.
- Shi, B.; and Wenginger, T. 2017. ProjE: Embedding projection for knowledge graph completion. In *Thirty-First AAAI Conference on Artificial Intelligence*.
- Sun, Z.; Deng, Z.-H.; Nie, J.-Y.; and Tang, J. 2019a. RotatE: Knowledge Graph Embedding by Relational Rotation in Complex Space. In *International Conference on Learning Representations*. URL <https://openreview.net/forum?id=HkgEQnRqYQ>.
- Sun, Z.; Vashishth, S.; Sanyal, S.; Talukdar, P.; and Yang, Y. 2019b. A Re-evaluation of Knowledge Graph Completion Methods. *arXiv preprint arXiv:1911.03903*.
- Toutanova, K.; and Chen, D. 2015. Observed versus latent features for knowledge base and text inference. In *Proceedings of the 3rd Workshop on Continuous Vector Space Models and their Compositionality*, 57–66.
- Trouillon, T.; Welbl, J.; Riedel, S.; Gaussier, É.; and Bouchard, G. 2016. Complex embeddings for simple link prediction. *International Conference on Machine Learning (ICML)*.
- Vaswani, A.; Shazeer, N.; Parmar, N.; Uszkoreit, J.; Jones, L.; Gomez, A. N.; Kaiser, Ł.; and Polosukhin, I. 2017. Attention is all you need. In *Advances in neural information processing systems*, 5998–6008.
- Vrandečić, D.; and Krötzsch, M. 2014. Wikidata: a free collaborative knowledge base.
- Wang, Q.; Huang, P.; Wang, H.; Dai, S.; Jiang, W.; Liu, J.; Lyu, Y.; Zhu, Y.; and Wu, H. 2019. CoKE: Contextualized Knowledge Graph Embedding. *arXiv preprint arXiv:1911.02168*.
- Yao, L.; Mao, C.; and Luo, Y. 2019. KG-BERT: BERT for Knowledge Graph Completion.