

# Bulk-edge correspondence in two-dimensional topological semi-metals: A transfer matrix study of anti-chiral edge modes

Tomonari Mizoguchi<sup>1</sup> and Tohru Koma<sup>2</sup>

<sup>1</sup>*Department of Physics, University of Tsukuba, Tsukuba, Ibaraki 305-8571, Japan\**

<sup>2</sup>*Department of Physics, Gakushuin University, Mejiro, Toshima-ku, Tokyo 171-8588, Japan<sup>†</sup>*

(Dated: September 13, 2022)

We study edge modes in topological semi-metals which have an energy band structure of ordinary semi-metals but can be characterized by a Chern number. More specifically, we focus on a Qi-Wu-Zhang-type square-lattice model and a Haldane-type honeycomb model, both of which exhibit anti-chiral edge modes whose wave packets propagate in the same direction at both parallel edges of the strip. In order to obtain these analytical solutions of the edge modes, we apply the transfer matrix method which was developed in the previous work [Phys. Rev. B **101**, 014442 (2020)]. As a result, we show that the bulk-edge correspondence is broken down for a certain range of the model parameters. More precisely, when increasing the strength of a hopping amplitude of the models, the edge modes abruptly disappear, although the non-trivial Chern number does not change.

## I. INTRODUCTION

As is well known, in certain band insulators, gapless modes can be found to be localized at a surface of the sample, although the bulk energy gap exists above the valence band. Unfortunately, those surface states are often unstable against perturbations, such as disorders of the surface, which are inevitable in experiments. In contrast to those ordinary band insulators, topological insulators (TIs) [1, 2] are expected to show the remarkable robustness of the boundary modes against perturbations. This robustness is a consequence of the topological nature of the insulators which is characterized by a topological invariant defined for the gapped ground state of the bulk. The relation between the topological invariant of the bulk and the boundary modes is known as the bulk-boundary correspondence [3, 4]. This also asserts that a nontrivial topological invariant implies the existence of a nontrivial boundary mode. However, the bulk-boundary correspondence for disordered systems was mathematically justified only in a few cases in one and two dimensions. (See, e.g., Refs. 5 and 6.)

It has been recognized that the hosts of the boundary states are not necessarily insulating. Actually, semi-metallic systems can also possess boundary states [7–11]. On the other hand, Dirac and Weyl semi-metals [12–14] and nodal line semi-metals [15, 16] have attracted considerable interests recently. In these systems, the conduction and valence bands touch at some points or lines. Clearly, the energy dispersions of these systems are totally different from those of ordinary semi-metals. In order to definitely distinguish these two types of the energy dispersions, we recall the following: In both of band insulators and ordinary semi-metals, the conduction and valence bands are separated on the momentum space by a region where no electron states can exist. An energy gap between the two bands can be found in band insulators, while a range of energies in the conduction band overlaps with that in the valence band in ordinary semi-metals. In

the present paper, we will focus on certain topological semi-metals which have the same type of an energy dispersion as those of the above ordinary semi-metals but can be characterized by a Chern number. In the following, we will refer to generic semi-metals having a band structure of the above ordinary semi-metals as semi-metals for short.

Among the phenomena occurring in semi-metals, the emergence of anti-chiral edge modes is one of the most interesting phenomena [17]. The wave packets of the modes propagate in the same direction at the both parallel edges of the strip geometry in two dimensions. Their realizations have been investigated in many solid-state materials, e.g., transition metal dichalcogenides [17, 18], exciton-polariton systems [19], a graphene-superconductor junction [20], magnetic systems [21], and twisted bilayer graphene [22]. Furthermore, the anti-chiral edge modes are indeed observed in artificial materials such as electric circuits [23] and the gyromagnetic photonic crystals [24, 25].

Despite these theoretical and experimental developments, the bulk-boundary correspondence in semi-metals has not been understood sufficiently. This is a sharp contrast to TIs, where the bulk-boundary correspondence has been well-established through many examples, and the rigorous proof is given for some Altland-Zirnbauer classes [4, 5, 26, 27]. If the emergence of edge modes in semi-metals is a consequence of the topological nature similarly to TIs, then one can expect the robustness of the edge modes against disorder and interactions. More specifically, the following question arises: *Does a non-trivial topological number of the valence band in semi-metals guarantee the existence of edge modes?* In the following, we refer to the semi-metals having a non-trivial topological number as topological semi-metals (TSMs).

In this paper, we address this issue by using the transfer matrix method [6, 9, 28–40]. In general, the transfer matrix method is applicable regardless of the phase of the bulk, and thus is suitable for studying the bulk-boundary correspondence. Yet, the exact solution of the boundary modes is accessible in only a few models. In this regard, in the previous work [40], we have developed the method to obtain the exact edge solutions of arbitrary tight-binding models whose transfer matrix has a form of  $4 \times 4$  matrix. By using this method,

\* mizoguchi@rhodia.ph.tsukuba.ac.jp

<sup>†</sup> tohru.koma@gakushuin.ac.jp

we study two concrete examples of the TSMs in two dimensions, namely, the Qi-Wu-Zhang (QWZ)-type model [41] and the Haldane-type model [42]. We find that the existence of the edge modes is not necessarily guaranteed by the non-trivial topological number, but it depends on the parameters of the model. This indicates that the bulk-edge correspondence does not hold for the TSMs.

The rest of this paper is organized as follows. The main results of this paper are presented in Sec. II and Sec. III, where we investigate the QWZ-type model and Haldane-type model, respectively. In these two sections, we first discuss the bulk properties, and then investigate the existence of the edge mode. In Sec. IV, we present a summary of this paper. In Appendix A, we review our method for obtaining exact solutions of edge modes on the basis of the transfer matrix method, which we have developed in Ref. [40]. In Appendix B, we show the concrete expressions of the exact solutions of the edge modes for the QWZ-type model and the Haldane-type model.

## II. RESULT 1: QI-WU-ZHANG-TYPE MODEL

We first study the QWZ-type model [41]. The Hamiltonian is defined on a square lattice with  $L_x \times L_y$  sites, and the fermions considered here have spin degrees of freedom,  $\sigma = 1, 2$ . The Hamiltonian on a cylinder, where the open (periodic) boundary condition is imposed in the  $x$  ( $y$ ) direction, reads

$$H_{\text{QWZ}} = H_0 + H_{\text{SOI}}, \quad (1)$$

where

$$H_0 = t_1 \sum_{\ell=1}^{L_x-1} \sum_{m=1}^{L_y} \sum_{\sigma} c_{(\ell,m),\sigma}^{\dagger} c_{(\ell+1,m),\sigma} + (\text{h.c.}) \\ - i t_2 \sum_{\ell=1}^{L_x} \sum_{m=1}^{L_y} \sum_{\sigma} c_{(\ell,m),\sigma}^{\dagger} c_{(\ell,m+1),\sigma} + (\text{h.c.}), \quad (2a)$$

and

$$H_{\text{SOI}} = -i\alpha_1 \sum_{\ell=1}^{L_x-1} \sum_{m=1}^{L_y} \sum_{\sigma,\sigma'} [\tau_1]_{\sigma,\sigma'} c_{(\ell,m),\sigma}^{\dagger} c_{(\ell+1,m),\sigma'} + (\text{h.c.}) \\ - i\alpha_2 \sum_{\ell=1}^{L_x} \sum_{m=1}^{L_y} \sum_{\sigma,\sigma'} [\tau_2]_{\sigma,\sigma'} c_{(\ell,m),\sigma}^{\dagger} c_{(\ell,m+1),\sigma'} + (\text{h.c.}) \\ + \alpha_3 \sum_{\ell=1}^{L_x} \sum_{m=1}^{L_y} \sum_{\sigma,\sigma'} [\tau_3]_{\sigma,\sigma'} c_{(\ell,m),\sigma}^{\dagger} c_{(\ell,m+1),\sigma'} + (\text{h.c.}) \\ + \sum_{\ell=1}^{L_x} \sum_{m=1}^{L_y} \sum_{\sigma,\sigma'} m_0 \alpha_3 [\tau_3]_{\sigma,\sigma'} c_{(\ell,m),\sigma}^{\dagger} c_{(\ell,m),\sigma'}. \quad (2b)$$

Here  $\ell$  and  $m$  are the coordinates of the sites in the  $x$  and  $y$  directions, respectively, and  $c_{(\ell,m),\sigma}$  denotes the annihilation operator of the fermion at the site  $(\ell, m)$  with spin  $\sigma$ . The parameters  $t_1$ ,  $t_2$ ,  $\alpha_{\rho}$  ( $\rho = 1, 2, 3$ ) and  $m_0$  are real, and  $\tau_{\rho}$  ( $\rho = 1, 2, 3$ ) stands for Pauli matrices. Note that only the term  $H_{\text{SOI}}$  is often called the QWZ model. In fact, the topological semi-metal can be realized due to  $H_0$ , as we will show below.

### A. Bulk properties

Before proceeding to the analysis of the edge modes, let us summarize the bulk properties of the present model. We impose the periodic boundary condition in both the  $x$  and  $y$  directions, and we have the Fourier transform,

$$c_{(k_x, k_y), \sigma} = \frac{1}{\sqrt{L_x L_y}} \sum_{\ell=1}^{L_x} \sum_{m=1}^{L_y} e^{-i(k_x \ell + k_y m)} c_{(\ell, m), \sigma}. \quad (3)$$

Then, the bulk Hamiltonian can be written as

$$H_{\text{QWZ}} = \sum_{k_x, k_y} \Psi^{\dagger}(k_x, k_y) \mathcal{H}_{\text{QWZ}}(k_x, k_y) \Psi(k_x, k_y), \quad (4)$$

where  $\Psi(k_x, k_y) = (c_{(k_x, k_y), 1}, c_{(k_x, k_y), 2})^T$  and

$$\mathcal{H}_{\text{QWZ}}(k_x, k_y) = R_0(k_x, k_y) I_2 + \mathbf{R}(k_x, k_y) \cdot \boldsymbol{\tau}. \quad (5)$$

Here we have introduced

$$R_0(k_x, k_y) = 2t_1 \cos k_x + 2t_2 \sin k_y, \quad (6a)$$

$$R_1(k_x, k_y) = 2\alpha_1 \sin k_x, \quad (6b)$$

$$R_2(k_x, k_y) = 2\alpha_2 \sin k_y, \quad (6c)$$

and

$$R_3(k_x, k_y) = 2\alpha_3(m_0 + \cos k_x + \cos k_y). \quad (6d)$$

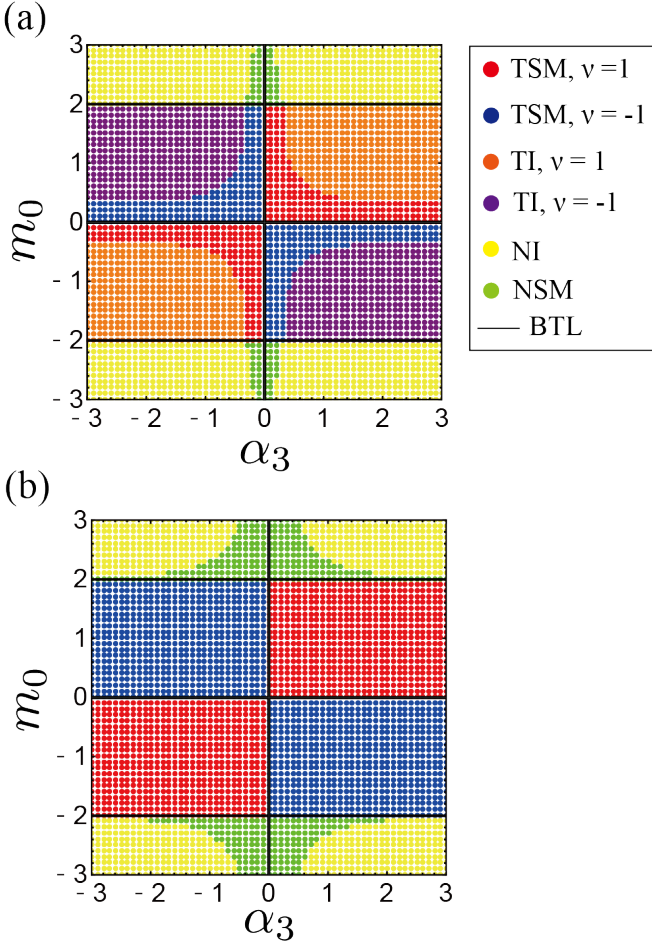


FIG. 1. The phase diagram of the QWZ-type model for (a)  $t_1 = -0.3$ ,  $t_2 = -0.3$ ,  $\alpha_1 = \alpha_2 = 0.5$  and (b)  $t_1 = -0.5$ ,  $t_2 = -1$ ,  $\alpha_1 = \alpha_2 = 0.5$ . Black lines denote the BTL.

The energy eigenvalues of the two bands are given by

$$E_{\pm}(k_x, k_y) = R_0(k_x, k_y) \pm |\mathbf{R}(k_x, k_y)|. \quad (7)$$

Clearly, when  $|\mathbf{R}(k_x, k_y)|$  is nonvanishing, the two bands are separated by the forbidden region as mentioned in Introduction. Let us consider the condition that the two bands touch at some  $(k_x, k_y)$  in the Brillouin zone. For simplicity, we assume  $\alpha_{\rho} \neq 0$  for all  $\rho = 1, 2, 3$ . Clearly, from Eq. (7), the condition implies  $|\mathbf{R}(k_x, k_y)| = 0$  for some  $(k_x, k_y)$ . From Eqs. (6b) and (6c), this occurs only at  $(k_x, k_y) = (0, 0)$ ,  $(\pi, 0)$ ,  $(0, \pi)$ , or  $(\pi, \pi)$ . Further, from  $R_3(k_x, k_y) = 0$ ,

one has  $m_0 = -2$  for  $(k_x, k_y) = (0, 0)$ ,  $m_0 = 0$  for  $(k_x, k_y) = (\pi, 0)$  or  $(0, \pi)$ , and  $m_0 = 2$  for  $(k_x, k_y) = (\pi, \pi)$ .

If the band touching does not occur, the topological Chern number for the valence band is well-defined, and it is given as [41, 43]

$$\nu = \frac{1}{4\pi} \int_{-\pi}^{\pi} dk_x \int_{-\pi}^{\pi} dk_y \hat{R}(\mathbf{k}) \cdot \left[ \frac{\partial \hat{R}(\mathbf{k})}{\partial k_x} \times \frac{\partial \hat{R}(\mathbf{k})}{\partial k_y} \right], \quad (8)$$

where  $\hat{R}(\mathbf{k}) = \mathbf{R}(\mathbf{k})/|\mathbf{R}(\mathbf{k})|$ .

In Fig. 1, we depict the phase diagram in  $\alpha_3$ - $m_0$  space. We set the other parameters as  $t_1 = -0.3$ ,  $t_2 = -0.3$  and  $\alpha_1 = \alpha_2 = 0.5$  for the panel (a) and  $t_1 = -0.5$ ,  $t_2 = -1$  and  $\alpha_1 = \alpha_2 = 0.5$  for the panel (b), for concreteness of the following discussions. Here, the Chern number has been numerically computed [44]. There appear four phases, TI, normal insulator (NI), TSM, and normal semi-metals (NSM). Here, when a Chern number is vanishing, we have said that the phase is normal, otherwise it is topological. Additionally, there exist the band touching lines (BTL) where the two bands touch at some momenta. The lines are represented by the black lines,  $m_0 = -2, 0, 2$ , and  $\alpha_3 = 0$ .

## B. Edge modes

We now turn to the exact solution of the edge modes, under the open boundary condition in the  $x$  direction. The details of the method is presented in Appendix A, and we use the notation used there.

The exact form of the dispersion relation is presented in Appendix B 1. In order to check whether the bulk-edge correspondence holds, we discuss the conditions for the existence of the edge solutions. Let us focus on the left edge modes. The existence of the edge solution can be examined by analyzing the eigenvalues of the transfer matrix  $T$ , i.e.,  $\lambda_1$  and  $\lambda_2$  given by Eqs. (A23a) and (A23b), respectively. They must satisfy  $|\lambda_1| < 1$  and  $|\lambda_2| < 1$  simultaneously. These two conditions for the two eigenvalues guarantee the edge solutions to decay exponentially in the bulk region.

In the present model, the matrices  $A$  and  $B$ , of which the transfer matrix  $T$  consists [Eq. (A13)], are given by

$$A = \begin{pmatrix} t_1 + \alpha_3 & -i\alpha_1 \\ -i\alpha_1 & t_1 - \alpha_3 \end{pmatrix}, \quad (9)$$

and

$$B = \begin{pmatrix} 2t_2 \sin k_y + 2\alpha_3(m_0 + \cos k_y) & -2i\alpha_2 \sin k_y \\ 2i\alpha_2 \sin k_y & 2t_2 \sin k_y - 2\alpha_3(m_0 + \cos k_y) \end{pmatrix}. \quad (10)$$

We write  $\mu$  for the eigenvalue of  $A^{-1}A^\dagger$ , and  $\eta$  for that of

$A^{-1}(EI_2 - B)$ . As shown in Eqs. (A23a) and (A23b), the

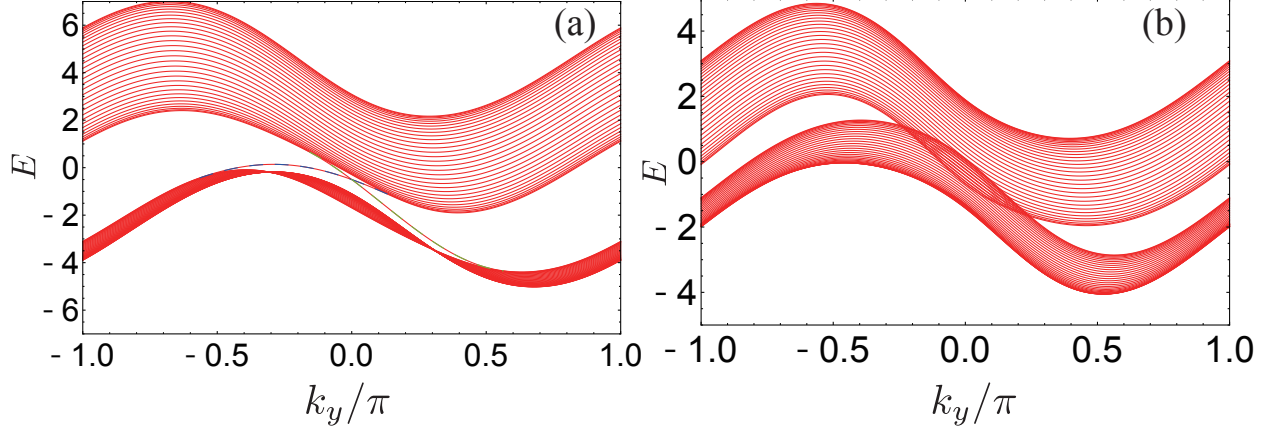


FIG. 2. The band structures for the QWZ-type model on a cylinder with  $(t_1, t_2, \alpha_1, \alpha_2, \alpha_3, m_0) =$  (a)  $(-0.5, -1, 0.5, 0.5, 0.7, -1.5)$  and (b)  $(-0.5, -1, 0.5, 0.5, 0.3, -1.5)$ . Note that both of these panels are for the TSM phase. Red solid lines are obtained by the numerical diagonalization for  $L_x = 32$ , and blue and green broken lines are the exact solutions for left and the right edge modes, respectively.

two eigenvalues,  $\lambda_1$  and  $\lambda_2$ , are written in terms of  $\mu$  and  $\eta$ . We also have relations,  $\mu = \lambda_1 \lambda_2$  and  $\eta = \lambda_1 + \lambda_2$ . Since  $|\lambda_1| < 1$  and  $|\lambda_2| < 1$ ,  $\mu$  must satisfy  $|\mu| = |\lambda_1 \lambda_2| < 1$ . From Eq. (9), one obtains

$$A^{-1}A^\dagger = \frac{1}{t_1^2 - \alpha_3^2 + \alpha_1^2} \begin{pmatrix} t_1^2 - \alpha_3^2 - \alpha_1^2 & 2i\alpha_1(t_1 - \alpha_3) \\ 2i\alpha_1(t_1 + \alpha_3) & t_1^2 - \alpha_3^2 - \alpha_1^2 \end{pmatrix}. \quad (11)$$

Then,  $\mu$  is given by

$$\mu_{\pm} = \frac{1}{t_1^2 - \alpha_3^2 + \alpha_1^2} \left[ t_1^2 - \alpha_3^2 - \alpha_1^2 \pm 2|\alpha_1| \sqrt{\alpha_3^2 - t_1^2} \right]. \quad (12)$$

From this Eq. (12), one can easily show that, when  $|t_1| > |\alpha_3|$ ,  $|\mu| = 1$ . This implies no edge solutions for  $|t_1| > |\alpha_3|$  from the above observations. Combining this fact and the phase diagram of Fig. 1, we find that the emergence of the edge modes in the TSM phase depends on the parameter. This means that the non-vanishing Chern number for the TSM is not sufficient for the existence of the edge modes. Therefore, the bulk-edge correspondence is broken down in the TSM phase, because the TSM is realized even when  $|t_1| > |\alpha_3|$ . Meanwhile, the TI is realized only when  $|t_1| < |\alpha_3|$  is satisfied, meaning the validity of the bulk-edge correspondence for the TI.

To ensure that the above discussion holds, we plot the dispersion on under the open (periodic) boundary condition in the  $x$  ( $y$ ) direction in Fig. 2. Here we set the parameters such that the TSM is realized, and examine the case with  $|\alpha_3|/|t_1| > 1$  [Fig. 2(a)] and  $|\alpha_3|/|t_1| < 1$  [Fig. 2(b)]. The red lines are obtained by the numerical diagonalization for a finite size system, and the blue and green lines are the exact results for the left and right edge modes, respectively. Clearly, the former has the edge solutions with anti-chiral dispersion around

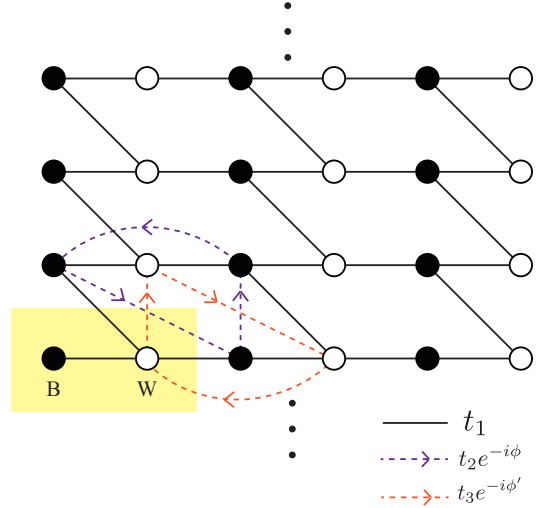


FIG. 3. Schematic figure of the Haldane-type model on a cylinder. The dots indicate the periodic boundary condition in the vertical direction.

$k_y = 0$ , while the latter does not. This result coincides with the above discussion.

### III. RESULT 2: HALDANE-TYPE MODEL

We next study the Haldane-type model [42]. The Hamiltonian on a cylinder geometry with the zigzag edge reads

$$H_{\text{Haldane}} = H_{\text{NN}} + H_{\text{NNN}}, \quad (13)$$

where

$$H_{\text{NN}} = t_1 \sum_{\ell=1}^{L_x} \sum_{m=1}^{L_y} \left[ c_{(\ell,m),W}^\dagger c_{(\ell,m),B} + c_{(\ell,m),W}^\dagger c_{(\ell,m+1),B} + (\text{h.c.}) \right] + t_1 \sum_{\ell=1}^{L_x-1} \sum_{m=1}^{L_y} \left[ c_{(\ell,m),W}^\dagger c_{(\ell+1,m),B} + (\text{h.c.}) \right], \quad (14)$$

and

$$\begin{aligned} H_{\text{NNN}} = & \sum_{\ell=1}^{L_x} \sum_{m=1}^{L_y} \left[ t_2 e^{i\phi} c_{(\ell,m),B}^\dagger c_{(\ell,m+1),B} + t_3 e^{i\phi'} c_{(\ell,m),W}^\dagger c_{(\ell,m+1),W} \right] \\ & + (\text{h.c.}) \\ & + \sum_{\ell=1}^{L_x-1} \sum_{m=1}^{L_y} \left[ t_2 e^{i\phi} c_{(\ell+1,m),B}^\dagger c_{(\ell,m),B} + t_3 e^{i\phi'} c_{(\ell+1,m),W}^\dagger c_{(\ell,m),W} \right] \\ & + (\text{h.c.}) \\ & + \sum_{\ell=1}^{L_x-1} \sum_{m=1}^{L_y} \left[ t_2 e^{i\phi} c_{(\ell,m),B}^\dagger c_{(\ell+1,m-1),B} + t_3 e^{i\phi'} c_{(\ell,m),W}^\dagger c_{(\ell+1,m-1),W} \right] \\ & + (\text{h.c.}). \end{aligned} \quad (15)$$

Here the subscripts,  $B$  and  $W$ , denote the sublattice degrees of freedoms, as shown in Fig. 3. The parameters  $t_1$ ,  $t_2$ , and  $t_3$  are transfer integrals taken to be real, and  $\phi$  and  $\phi'$  are the phase factors for the next-nearest-neighbor hoppings. The model is the same as the Haldane's original model when  $t_2 = t_3$  and  $\phi' = -\phi$ . As is well known, the chiral edge modes appear since the bulk Chern number takes  $\pm 1$ , manifesting the topologically nontrivial nature [42]. On the other hand, it was pointed out in Ref. 17 that the anti-chiral edge modes appear when  $t_2 = t_3$  and  $\phi' = \phi$ .

### A. Bulk properties

Similarly to the QWZ-type model, we first summarize the bulk properties. Imposing the periodic boundary condition in both  $x$  and  $y$  directions and performing the Fourier transformation, the Hamiltonian of Eq. (13) can be written as

$$H = \sum_{(k_x, k_y)} \Psi^\dagger(k_x, k_y) \mathcal{H}(k_x, k_y) \Psi(k_x, k_y), \quad (16)$$

where  $\Psi(k_x, k_y) = (c_{(k_x, k_y), B}, c_{(k_x, k_y), W})^T$ , and  $\mathcal{H}(k_x, k_y)$  is the  $2 \times 2$  matrix written as

$$\mathcal{H}(k_x, k_y) = R_0(k_x, k_y) I_2 + \mathbf{R}(k_x, k_y) \cdot \boldsymbol{\tau} \quad (17)$$

with

$$\begin{aligned} R_0(k_x, k_y) = & t_2 \text{Re} \left[ e^{i(\phi-k_x)} + e^{i(\phi+k_y)} + e^{i(\phi+k_x-k_y)} \right] \\ & + t_3 \text{Re} \left[ e^{i(\phi'-k_x)} + e^{i(\phi'+k_y)} + e^{i(\phi'+k_x-k_y)} \right], \end{aligned} \quad (18a)$$

$$R_1(k_x, k_y) = t_1 (1 + \cos k_x + \cos k_y), \quad (18b)$$

$$R_2(k_x, k_y) = t_1 (\sin k_x + \sin k_y), \quad (18c)$$

and

$$\begin{aligned} R_3(k_x, k_y) = & t_2 \text{Re} \left[ e^{i(\phi-k_x)} + e^{i(\phi+k_y)} + e^{i(\phi+k_x-k_y)} \right] \\ & - t_3 \text{Re} \left[ e^{i(\phi'-k_x)} + e^{i(\phi'+k_y)} + e^{i(\phi'+k_x-k_y)} \right]. \end{aligned} \quad (18d)$$

The band touching between the conduction and valence bands occurs when  $|\mathbf{R}(k_x, k_y)| = 0$  is satisfied at some momenta. In fact,  $R_1(k_x, k_y) = R_2(k_x, k_y) = 0$  is satisfied at two momenta,  $\mathbf{k}_1 := (-\frac{2\pi}{3}, \frac{2\pi}{3})$  and  $\mathbf{k}_2 := (\frac{2\pi}{3}, -\frac{2\pi}{3})$ , which correspond to  $\mathbf{K}'$  and  $\mathbf{K}$  points in the conventional notation for the high symmetry points in the first Brillouin zone of the honeycomb lattices, respectively. Thus, the condition of the band touching is dictated by  $R_3(\mathbf{k}_1) = 0$  or  $R_3(\mathbf{k}_2) = 0$ ; the former is written as

$$-\frac{3}{2} (t_2 \cos \phi - t_3 \cos \phi') - \frac{3\sqrt{3}}{2} (t_2 \sin \phi - t_3 \sin \phi') = 0, \quad (19)$$

while the latter as

$$-\frac{3}{2} (t_2 \cos \phi - t_3 \cos \phi') + \frac{3\sqrt{3}}{2} (t_2 \sin \phi - t_3 \sin \phi') = 0. \quad (20)$$

If the band touching does not occur at any momenta, the Chern number of Eq. (8) is well-defined.

In Fig. 4, we draw  $t_3/t_2$ - $\phi'$  phase diagrams of the present model, fixing  $t_2 = 0.2$ ,  $\phi = \frac{\pi}{2}$  for Fig. 4(a), and  $t_2 = 0.5$ ,  $\phi = \frac{\pi}{2}$  for Fig. 4(b). Note that the band touching curves, given by the solutions of either (19) or (20), are denoted by black triangles. We find that, for both Fig. 4(a) and Fig. 4(b), there appear the TSM phases on the parameter space.



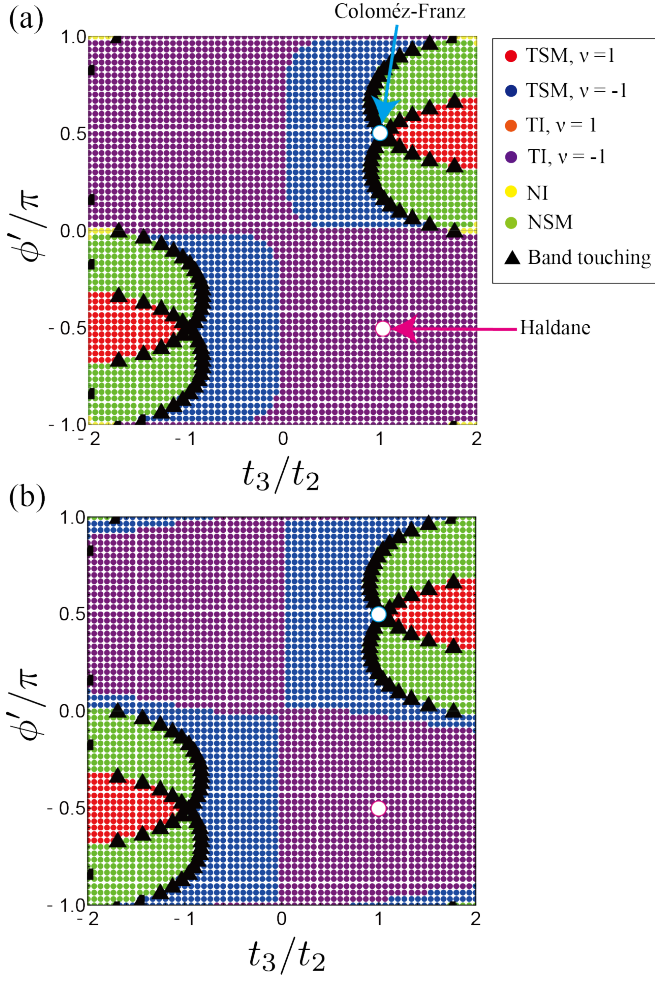


FIG. 4. The phase diagram of the Haldane-type model for (a)  $t_1 = 1$ ,  $t_2 = 0.2$ , and  $\phi = \frac{\pi}{2}$  and (b)  $t_1 = 1$ ,  $t_2 = 0.5$ , and  $\phi = \frac{\pi}{2}$ . Black triangles represent the band touching cases where  $|\mathbf{R}|$  becomes 0 in some  $\mathbf{k}$ , i.e., the solutions of either Eq. (19) or Eq. (20), obtained numerically.

### B. Edge modes

Let us turn to the analysis of the edge modes. The exact dispersion relation is obtained for any parameters, and we present it in Appendix B 3. Here, we show some results in Fig. 5; we plot the dispersion relation of the Hamiltonian of Eq. (13) obtained by the numerical diagonalization (red lines) and the exact solutions for left (blue broken lines) and right (green broken lines) edge modes.

On the basis of this figure, let us first discuss the bulk-edge correspondence in the TSM phase. For this model, we have been unable to find a simple criteria for the edge modes to exist or not to exist, in contrast to the QWZ-type model. So we deal with some representative parameters, as shown in Figs. 5(a) and 5(b). We see that the edge modes exist in Fig. 5(a), while they do not in Fig. 5(b), indicating the breakdown of the bulk-edge correspondence, as is the case with the QWZ-type model.

Next, we discuss the nature of the edge modes. In Fig. 5(a), we see that the left and right edge modes have the same group velocity, meaning that the anti-chiral edge modes are realized. Interestingly, they also appear in the normal semi-metal as shown in Fig. 5(c). Moreover, Fig. 5(d) shows that the edge modes in the trivial insulator exhibit an anti-chiral-like dispersion around  $k_y = \pi$ . Nevertheless, there is a crucial difference between trivial and nontrivial cases, namely, the spectral flow occurs in Fig. 5(a), while it does not in Figs. 5(c) and 5(d). Here, the spectral flow means that an edge mode energetically connects conduction and valence bands. Additionally, for the band touching case which we will address in Fig 6 of Appendix B 3 c, the edge modes connect two gapless points in the bulk, which is reminiscent of graphene under the zigzag edge.

## IV. SUMMARY

We have investigated the bulk-edge correspondence in the topological semi-metals (TSMs) in which the Chern number can be defined by using the valence band structure because the valence and conduction bands are separated by the forbidden region on the momentum space. By relying on the transfer matrix method, we have derived the exact solutions of the anti-chiral edge modes for the Qi-Wu-Zhang-type model and the Haldane-type model. In both of the two models, we have found that the non-vanishing Chern number does not necessarily lead to the emergence of the edge modes. In fact, it depends on the model parameters, meaning that the bulk-edge correspondence is broken down in these TSMs. The intuitive explanation of the bulk-edge correspondence is as follows: A non-vanishing Chern number is a consequence of a non-trivial topological structure of the wavefunctions of the valence band. Therefore, one can expect that, when an open boundary condition is imposed, the wavefunctions at the edges of the sample exhibit a peculiar behavior. This is nothing but the emergence of chiral or anti-chiral edge modes. However, surprisingly, there appears no edge mode for some parameters although the Chern number is non-vanishing.

As for the Haldane-type model, we have found that the anti-chiral edge modes can appear in not only the TSM phases but also the trivial phases. However, it is only in the TSM phases that the anti-chiral edge modes exhibit the spectral flow which connects the valence and conduction bands.

## ACKNOWLEDGMENTS

T. M. is supported by the JSPS KAKENHI, Grant No. JP20K14371, Japan.

### Appendix A: Review of the method to obtain exact edge solutions

In this appendix, we review the transfer matrix method [40] to obtain exact solutions of edge modes. As we have em-

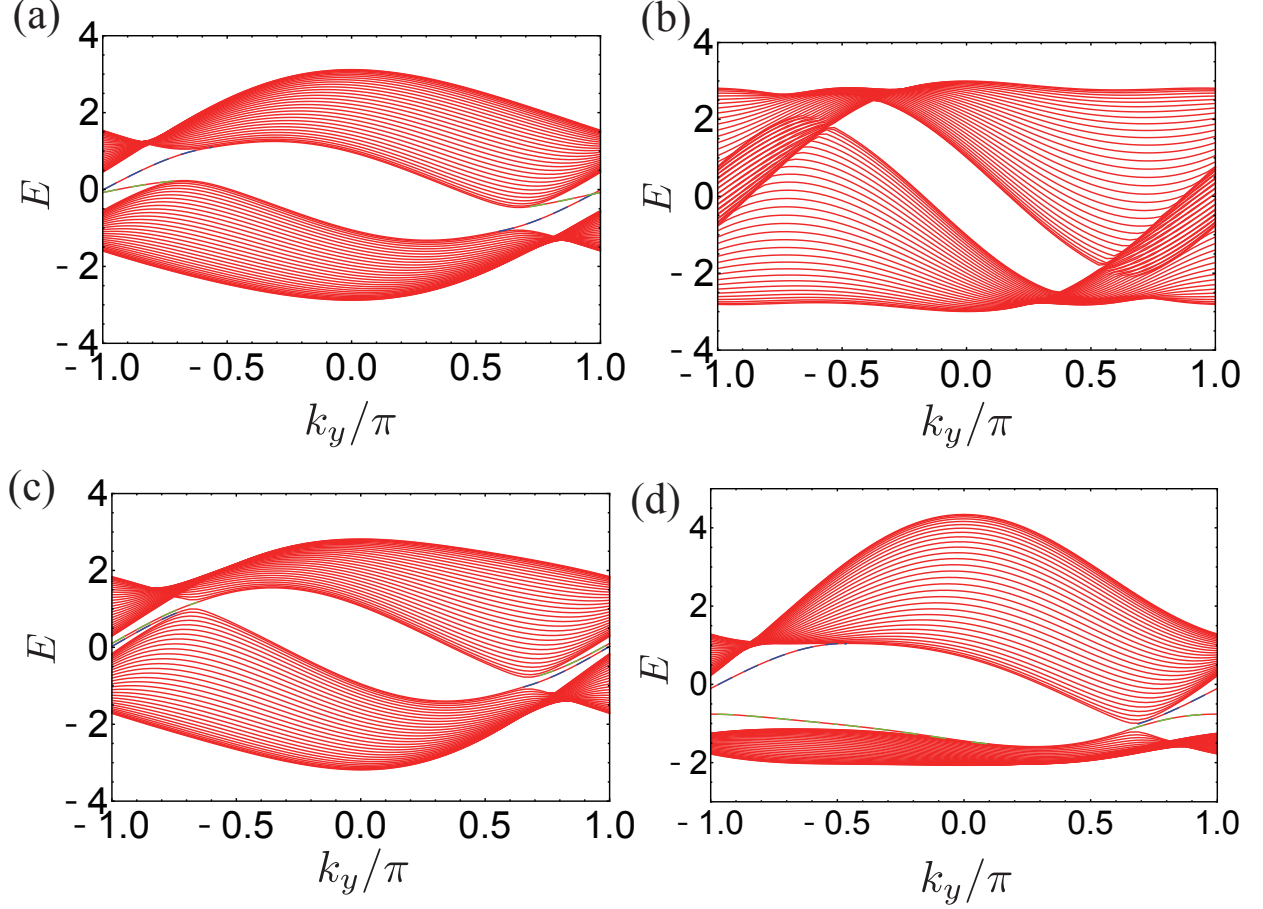


FIG. 5. The band structures for the Haldane-type model on a cylinder with  $(t_1, t_2, t_3, \phi, \phi') =$  (a)  $(1, 0.2, 0.08, \frac{\pi}{2}, \frac{\pi}{3})$ , (b)  $(1, 0.5, 0.4, \frac{\pi}{2}, \frac{\pi}{2})$ , (c)  $(1, 0.2, 0.2, \frac{\pi}{2}, \frac{3\pi}{5})$ , and (d)  $(1, 0.2, 0.38, \frac{\pi}{2}, 0)$ . Note that the panels (a) and (b) are for the TSM, (c) is for the normal semi-metal, and (d) for the normal insulator. Red solid lines are obtained by the numerical diagonalization of  $\mathcal{H}(k_y)$  for  $L_x = 32$ , and blue and green broken lines are the exact solutions for left and the right edge modes, respectively.

phasized, this method is applicable to generic lattice models whose transfer matrix is given as a  $4 \times 4$  matrix.

For concreteness, let us focus on the two-dimensional models. Namely, we consider a lattice model on a cylinder, where an open boundary condition and a periodic boundary condition are imposed, in the  $x$  and  $y$  directions, respectively. Annihilation operators of fermions on each unit cell are expressed by a two-component vector:

$$\Psi_{(\ell, m)} = \begin{pmatrix} c_{(\ell, m), 1} \\ c_{(\ell, m), 2} \end{pmatrix}, \quad (\text{A1})$$

where the indices 1 and 2 denote an internal degrees of freedom.

Consider a tight-binding Hamiltonian:

$$H = \sum_{\ell, \ell'=1}^{L_x} \sum_{m, m'=1}^{L_y} \Psi_{(\ell, m)}^\dagger \hat{h}_{(\ell, m), (\ell', m')} \Psi_{(\ell', m')}, \quad (\text{A2})$$

where  $\hat{h}_{(\ell, m), (\ell', m')}$  is a  $2 \times 2$  matrix satisfying

$$\hat{h}_{(\ell, m), (\ell', m')} = 0, \text{ if } |\ell - \ell'| \geq 2, \quad (\text{A3})$$

and  $L_x$  ( $L_y$ ) is the number of unit cells along the  $x$  ( $y$ ) direction.

Due to the periodic boundary condition in the  $y$  direction, we can perform the Fourier transformation in the  $y$  direction:

$$c_{\ell, k_y, \alpha} = \frac{1}{\sqrt{L_y}} \sum_{m=1}^{L_y} e^{-ik_y m} c_{(\ell, m), \alpha} \quad (\text{A4})$$

with  $\alpha = 1, 2$ . The inverse Fourier transformation is

$$c_{(\ell, m), \alpha} = \frac{1}{\sqrt{L_y}} \sum_{k_y} e^{ik_y m} c_{\ell, k_y, \alpha}. \quad (\text{A5})$$

Substituting Eq. (A5) into Eq. (A2), we have

$$H = \sum_{k_y} \sum_{\ell, \ell'} \Psi_{\ell}^\dagger(k_y) [\mathcal{H}(k_y)]_{\ell, \ell'} \Psi_{\ell'}(k_y), \quad (\text{A6})$$

where

$$\Psi_{\ell'}(k_y) = \begin{pmatrix} c_{\ell,k_y,1} \\ c_{\ell,k_y,2} \end{pmatrix}, \quad (\text{A7})$$

and  $[\mathcal{H}(k_y)]_{\ell,\ell'}$  is a  $2 \times 2$  matrix which can be in general written as

$$[\mathcal{H}(k_y)]_{\ell,\ell'} = B(k_y)\delta_{\ell,\ell'} + A(k_y)\delta_{\ell,\ell'-1} + A^\dagger(k_y)\delta_{\ell,\ell'+1}. \quad (\text{A8})$$

Let  $[a^L(k_y)]^\dagger$  be the left edge mode which is written as

$$[a^L(k_y)]^\dagger = \sum_{\ell=1}^{L_x} \Psi_\ell^\dagger(k_y) \cdot \varphi_\ell(k_y) \quad (\text{A9})$$

with the amplitudes  $\varphi_\ell(k_y)$ . This operator  $[a^L(k_y)]^\dagger$  satisfies the commutation relation

$$[H, [a^L(k_y)]^\dagger] = E(k_y)[a^L(k_y)]^\dagger, \quad (\text{A10})$$

where  $E(k_y)$  is the eigenenergy of the edge mode. Then, substituting Eqs. (A8) and (A9) into Eq. (A10), we have

$$\begin{aligned} A(k_y)\varphi_{\ell+1}(k_y) + A^\dagger(k_y)\varphi_{\ell-1}(k_y) + B(k_y)\varphi_\ell(k_y) \\ = E(k_y)\varphi_\ell(k_y). \end{aligned} \quad (\text{A11})$$

In the following, we assume  $\det A(k_y) \neq 0$ . When  $\det A(k_y) = 0$ , we choose the model parameters to satisfy  $\det A(k_y) \neq 0$ , and take the limit  $\det A(k_y) \rightarrow 0$  by varying the parameters, after all the calculations were done. Equation (A11) can also be written as

$$\begin{pmatrix} \varphi_{\ell+1}(k_y) \\ \varphi_\ell(k_y) \end{pmatrix} = T(k_y) \begin{pmatrix} \varphi_\ell(k_y) \\ \varphi_{\ell-1}(k_y) \end{pmatrix}, \quad (\text{A12})$$

where the transfer matrix  $T(k_y)$  is given by

$$T(k_y) = \begin{pmatrix} A^{-1}(k_y)[E(k_y)I_2 - B(k_y)] & -A^{-1}(k_y)A^\dagger(k_y) \\ I_2 & 0 \end{pmatrix}, \quad (\text{A13})$$

with the  $2 \times 2$  identity matrix  $I_2$ .

In the following, we abbreviate  $T(k_y)$  to  $T$ , similarly  $A = A(k_y)$ ,  $B = B(k_y)$ , and  $E = E(k_y)$ . To obtain the solution of  $\varphi_\ell$ , let us consider the eigenvalue problem of  $T$ . We write  $(\psi_1, \psi_2)^T$  for the eigenvector of the transfer matrix  $T$ , and  $\lambda$  for the eigenvalue. Here,  $\psi_1$  and  $\psi_2$  are two-component vectors to be determined. Then, the eigenvalue equation can be written as

$$\begin{aligned} T \begin{pmatrix} \psi_1 \\ \psi_2 \end{pmatrix} &= \begin{pmatrix} A^{-1}[EI_2 - B]\psi_1 - A^{-1}A^\dagger\psi_2 \\ \psi_1 \end{pmatrix} \\ &= \lambda \begin{pmatrix} \psi_1 \\ \psi_2 \end{pmatrix}, \end{aligned} \quad (\text{A14})$$

We will construct the solutions of (A12) by using the eigenvectors of  $T$ . From the second row of Eq. (A14), we have  $\psi_1 = \lambda\psi_2$ . Substituting this into the first row, we have

$$A^{-1}[EI_2 - B]\lambda\psi_2 - A^{-1}A^\dagger\psi_2 = \lambda^2\psi_2. \quad (\text{A15})$$

If  $\lambda = 0$ , then one has  $\psi_1 = 0$  and  $A^{-1}A^\dagger\psi_2 = 0$ . These imply  $(\psi_1, \psi_2)^T = 0$ . Thus, one has  $\lambda \neq 0$ . Using Eq. (A15) and its hermitian conjugate, it can be found that the four solutions of the eigenvalue equation of  $T$  are given as [30, 40]

$$\lambda_1, \frac{1}{\lambda_1^*}, \lambda_2, \frac{1}{\lambda_2^*}. \quad (\text{A16})$$

Let us consider the left edge mode for which the eigenvalue  $\lambda$  must satisfy  $0 < |\lambda| < 1$  because  $\varphi_\ell \rightarrow 0$  as  $\ell \rightarrow \infty$ . Therefore, from (A16), we want to find the two eigenvalues,  $\lambda_1$  and  $\lambda_2$ , which satisfy  $0 < |\lambda_i| < 1$ ,  $i = 1, 2$ . Namely, the left edge mode is constructed by the two eigenvectors of  $T$  with the eigenvalues,  $\lambda_1$  and  $\lambda_2$ .

Using  $\psi_1 = \lambda\psi_2$ , we write  $(\lambda_j\chi_j, \chi_j)$  for the eigenvector of  $T$  with the eigenvalue  $\lambda_j$ ,  $j = 1, 2$ . Then, the left edge mode satisfying Eq. (A12) can be written as

$$\begin{pmatrix} \varphi_\ell \\ \varphi_{\ell-1} \end{pmatrix} = d_1\lambda_1^{\ell-1} \begin{pmatrix} \lambda_1\chi_1 \\ \chi_1 \end{pmatrix} + d_2\lambda_2^{\ell-1} \begin{pmatrix} \lambda_2\chi_2 \\ \chi_2 \end{pmatrix}, \quad (\text{A17})$$

where  $d_1$  and  $d_2$  are coefficients. These two coefficients can be determined by taking into account the Dirichlet boundary condition at the left edge, i.e.,  $\varphi_0 = 0$ . This leads to

$$d_1\chi_1 + d_2\chi_2 = 0. \quad (\text{A18})$$

The key observation is that, to obtain the nontrivial solution (i.e., the solution other than  $d_1 = d_2 = 0$ ), two vectors  $\chi_1$  and  $\chi_2$  have to be parallel to each other, i.e.,  $\chi_1 = C\chi_2$  holds with  $C$  being the constant. Setting  $C = 1$  and substituting this relation into Eq. (A15), one has

$$A^{-1}(EI_2 - B)\lambda_1\chi_1 - A^{-1}A^\dagger\chi_1 = \lambda_1^2\chi_1, \quad (\text{A19})$$

and

$$A^{-1}(EI_2 - B)\lambda_2\chi_1 - A^{-1}A^\dagger\chi_1 = \lambda_2^2\chi_1. \quad (\text{A20})$$

(A13) By further subtracting (A20) from (A19), one has

$$A^{-1}(EI_2 - B)(\lambda_1 - \lambda_2)\chi_1 = (\lambda_1^2 - \lambda_2^2)\chi_1. \quad (\text{A21})$$

In the following, we assume  $\lambda_1 \neq \lambda_2$ . If necessary, we take the limit  $\lambda_1 - \lambda_2 \rightarrow 0$  from  $\lambda_1 \neq \lambda_2$ . Equation (A21) indicates that  $\chi_1$  is the eigenvector of  $A^{-1}(EI_2 - B)$  with the eigenvalue  $\lambda_1 + \lambda_2$ , if  $\lambda_1 \neq \lambda_2$ . Further, combining this fact and (A19), we find that  $\chi_1$  is the eigenvector of  $A^{-1}A^\dagger$  with the eigenvalue  $\lambda_1\lambda_2$ . This is crucial because  $A^{-1}A^\dagger$  a  $2 \times 2$  matrix which does not contain the unknown energy eigenvalue  $E$ , thus its eigenvalues and eigenvectors can always be obtained exactly, without assigning any special conditions.

In order to proceed further with the analysis, let  $\mathbf{u}_j$  ( $j = 1, 2$ ) be the eigenvector of  $A^{-1}A^\dagger$  whose eigenvalue is  $\mu_j$ . Then, the energy eigenvalue  $E$  can be determined so that  $\mathbf{u}_j$  becomes the eigenvector of  $A^{-1}(EI_2 - B)$  as well. This can be achieved by solving a linear equation with respect to  $E$ :

$$[\mathbf{u}_j]_2[A^{-1}(EI_2 - B)\mathbf{u}_j]_1 = [\mathbf{u}_j]_1[A^{-1}(EI_2 - B)\mathbf{u}_j]_2, \quad (\text{A22})$$



where  $[\cdots]_l$  stands for the  $l$ -th component of the vector. Then, the remaining task is to check whether the decaying solution exists or not. Let  $\eta_j$  be the eigenvalue of  $A^{-1}(EI_2 - B)$  whose eigenvector is  $\mathbf{u}_j$ . Then, using  $\eta_j = \lambda_1 + \lambda_2$  and  $\mu_j = \lambda_1 \lambda_2$ , we have

$$\lambda_1^j = \frac{\eta_j}{2} + \sqrt{\frac{\eta_j^2}{4} - \mu_j}, \quad (\text{A23a})$$

and

$$\lambda_2^j = \frac{\eta_j}{2} - \sqrt{\frac{\eta_j^2}{4} - \mu_j}. \quad (\text{A23b})$$

The conditions,  $|\lambda_1| < 1$  and  $|\lambda_2| < 1$ , must be satisfied simultaneously for the existence of the solution.

So far, we have explained the derivation of the left edge mode. The same method can be applied to derive the right edge mode, as we outline below. Similarly to Eq. (A12), the eigenvalue equation can be written as

$$\begin{pmatrix} \varphi_{\ell-1} \\ \varphi_\ell \end{pmatrix} = \tilde{T} \begin{pmatrix} \varphi_\ell \\ \varphi_{\ell+1} \end{pmatrix} \quad (\text{A24})$$

with

$$\tilde{T} = \begin{pmatrix} (A^\dagger)^{-1}(EI_2 - B) & -(A^\dagger)^{-1}A \\ I_2 & 0 \end{pmatrix}. \quad (\text{A25})$$

Using the two eigenvectors  $\tilde{\chi}_j$  of  $\tilde{T}$  with the eigenvalue  $\tilde{\lambda}_j$ ,  $j = 1, 2$ , the right edge mode can be written as

$$\begin{pmatrix} \varphi_{\ell-1} \\ \varphi_\ell \end{pmatrix} = \tilde{d}_1 \tilde{\lambda}_1^{L_x - \ell + 1} \begin{pmatrix} \tilde{\lambda}_1 \tilde{\chi}_1 \\ \tilde{\chi}_1 \end{pmatrix} + \tilde{d}_2 \tilde{\lambda}_2^{L_x - \ell + 1} \begin{pmatrix} \tilde{\lambda}_2 \tilde{\chi}_2 \\ \tilde{\chi}_2 \end{pmatrix}, \quad (\text{A26})$$

with the coefficients,  $\tilde{d}_1$  and  $\tilde{d}_2$ , where the eigenvalues  $\tilde{\lambda}_j$  satisfy  $|\tilde{\lambda}_j| < 1$ ,  $j = 1, 2$ . This solution is set to satisfy the Dirichlet boundary condition at the right edge, i.e.,  $\varphi_{L_x+1} = 0$ . Then, following the same procedure as that for the left edge mode, we can find the exact solution of the

right edge mode by setting  $E$  so that the simultaneous eigenvector of  $(A^\dagger)^{-1}A$  and  $(A^\dagger)^{-1}(EI_2 - B)$  exists, and that the resulting  $\tilde{\lambda}_1$  and  $\tilde{\lambda}_2$  satisfy  $|\tilde{\lambda}_1|, |\tilde{\lambda}_2| < 1$ . We note that  $(A^\dagger)^{-1}A = (A^{-1}A^\dagger)^{-1}$  holds, so these two matrices have common eigenvectors,  $\mathbf{u}_j$ , and the corresponding eigenvalues are  $\frac{1}{\mu_j}$ .

## Appendix B: Exact solutions of the edge modes

In this appendix, we describe the derivation of the exact solutions of the edge modes for the QWZ-type model and the Haldane-type model.

### 1. Qi-Wu-Zhang-type model

#### a. Left edge mode

In this model, the eigenvalues of  $A^{-1}A^\dagger$  is given in Eq. (12). The corresponding eigenvectors are

$$\mathbf{u}_\pm = \begin{pmatrix} i\alpha_1(t_1 - \alpha_3) \\ \pm|\alpha_1|\sqrt{\alpha_3^2 - t_1^2} \end{pmatrix}. \quad (\text{B1})$$

Using (B1), we can solve Eq. (A22), and we have

$$E_\pm^L = -2m_0t_1 - 2t_1 \cos k_y + 2t_2 \sin k_y \pm \text{sgn}(\alpha_1) \frac{\alpha_2 \sqrt{\alpha_3^2 - t_1^2} \sin k_y}{\alpha_3}. \quad (\text{B2})$$

From Eq. (B2), it is clear that the eigenenergy becomes complex-valued when  $|\alpha_3| < |t_1|$ , i.e., the solution does not exist in this region, which coincides with the discussion in the main text.

To further determine the condition for the existence of the edge solution, we calculate the eigenvalues of  $A^{-1}[EI - B]$ . After some algebras, we have

$$\eta_\pm = \frac{P_\pm \mp Q_\pm}{\alpha_1(\alpha_3 - t_1)(\alpha_1^2 - \alpha_3^2 + t_1^2)} \quad (\text{B3})$$

with

$$P_\pm = \alpha_1(\alpha_3 - t_1) [(\alpha_3 - t_1)(-E_\pm^L + 2\alpha_3m_0 + 2\alpha_3 \cos k_y) + 2(\alpha_1\alpha_2 + \alpha_3t_2 - t_1t_2) \sin k_y], \quad (\text{B4a})$$

and

$$Q_\pm = \sqrt{\alpha_3^2 - t_1^2} |\alpha_1| [\alpha_1(E_\pm^L + 2\alpha_3m_0 + 2\alpha_3 \cos k_y) - 2(\alpha_2\alpha_3 - t_1\alpha_2 + 2\alpha_1t_2) \sin k_y]. \quad (\text{B4b})$$

Using (12) and (B3), we can obtain  $\lambda_1^\xi$  and  $\lambda_2^\xi$  for  $\xi = \pm$ , and the edge solutions are obtained if  $|\lambda_1^\xi| < 1$  and  $|\lambda_2^\xi| < 1$  are satisfied for either  $\xi = +$  or  $\xi = -$ .

### 2. Right edge mode

The derivation of the right edge modes follows exactly the same procedure as that in Sec. B3b. Here we summarize the

results. Firstly, the dispersion relation is given as

$$E_{\pm}^R = E_{\pm}^L. \quad (\text{B5})$$

Secondly, the eigenvalues of  $(A^\dagger)^{-1} [EI - B]$  are

$$\tilde{\eta}_{\pm} = \frac{\tilde{P}_{\pm} \pm \tilde{Q}_{\pm}}{\alpha_1(\alpha_3 - t_1)(\alpha_1^2 - \alpha_3^2 + t_1^2)} \quad (\text{B6})$$

with

$$\tilde{P}_{\pm} = \alpha_1(\alpha_3 - t_1) [(\alpha_3 - t_1)(-E_{\pm}^R + 2\alpha_3 m_0 + 2\alpha_3 \cos k_y) - 2(\alpha_1 \alpha_2 - \alpha_3 t_2 + t_1 t_2) \sin k_y], \quad (\text{B7a})$$

and

$$\tilde{Q}_{\pm} = \sqrt{\alpha_3^2 - t_1^2} |\alpha_1| [\alpha_1(E_{\pm}^R + 2\alpha_3 m_0 + 2\alpha_3 \cos k_y) + 2(\alpha_2 \alpha_3 - \alpha_2 t_1 - \alpha_1 t_2) \sin k_y]. \quad (\text{B7b})$$

Then, the edge solution can be found if  $\tilde{\lambda}_1^\xi$  and  $\tilde{\lambda}_2^\xi$  satisfy  $|\tilde{\lambda}_1^\xi| < 1$  and  $|\tilde{\lambda}_2^\xi| < 1$  for either  $\xi = +$  or  $\xi = -$ .

### 3. Haldane-type model

For this model, the explicit forms of  $A$  and  $B$  are

$$A = \begin{pmatrix} X & 0 \\ t_1 & Y \end{pmatrix}, \quad (\text{B8})$$

and

$$B = \begin{pmatrix} Z & V \\ V^* & W \end{pmatrix}, \quad (\text{B9})$$

where

$$X = t_2 [e^{-i\phi} + e^{i(\phi - k_y)}], \quad (\text{B10a})$$

$$Y = t_3 [e^{-i\phi'} + e^{i(\phi' - k_y)}], \quad (\text{B10b})$$

$$Z = 2t_2 \cos(\phi + k_y), \quad (\text{B10c})$$

$$W = 2t_3 \cos(\phi' + k_y), \quad (\text{B10d})$$

and

$$V = t_1(1 + e^{-ik_y}). \quad (\text{B10e})$$

For later use, we further introduce other four variables:

$$e^{i\theta_1} = \frac{X^*}{X}, \quad (\text{B11a})$$

$$e^{i\theta_2} = \frac{Y^*}{Y}, \quad (\text{B11b})$$

$$\alpha = \frac{t_1}{X}, \quad (\text{B11c})$$

and

$$\beta = \frac{t_1}{Y}. \quad (\text{B11d})$$

#### a. Left edge mode

The eigenvalues of  $A^{-1}A^\dagger$  are

$$\mu_{\pm} = \frac{e^{i\theta_1} + e^{i\theta_2} - \alpha\beta}{2} \pm \frac{\sqrt{(e^{i\theta_1} - e^{i\theta_2})^2 + \alpha^2\beta^2 - 2\alpha\beta(e^{i\theta_1} + e^{i\theta_2})}}{2}, \quad (\text{B12})$$

and the corresponding eigenvectors are

$$\mathbf{u}_{\pm} = \begin{pmatrix} \alpha \\ \mu_{\pm} - e^{i\theta_1} \end{pmatrix}. \quad (\text{B13})$$

The dispersion relation of the left edge mode can be determined by solving the linear equation of Eq. (A22), and the resulting dispersion relation is

$$E_{\pm}^L = \frac{G_{\pm}}{F_{\pm}} \quad (\text{B14})$$

with

$$F_{\pm} = (X - Y)\alpha(\mu_{\pm} - e^{i\theta_1}) - t_1\alpha^2, \quad (\text{B15a})$$

and

$$G_{\pm} = -t_1\alpha^2 Z + (XW - YZ)\alpha(\mu_{\pm} - e^{i\theta_1}) + \alpha^2 X V^* - \alpha(\mu_{\pm} - e^{i\theta_1})t_1 V - YV(\mu_{\pm} - e^{i\theta_1})^2. \quad (\text{B15b})$$

Further, the eigenvalue of  $A^{-1}(E_{\pm}I - B)$  can be obtained as

$$\eta_{\pm} = \frac{[A^{-1}(E_{\pm}I - B)\mathbf{u}_{\pm}]_1}{[\mathbf{u}_{\pm}]_1} = \frac{E_{\pm} - Z}{X} - \frac{V(\mu_{\pm} - e^{i\theta_1})}{\alpha X}. \quad (\text{B16})$$

We can then derive  $\lambda_1^{\pm}$  and  $\lambda_2^{\pm}$  by using Eqs. (A23a) and (A23b). If  $|\lambda_1^{\xi}| < 1$  and  $|\lambda_2^{\xi}| < 1$  are satisfied for either  $\xi = +$  or  $\xi = -$ , we adopt  $E_{\xi}$  as the dispersion of the left edge mode.

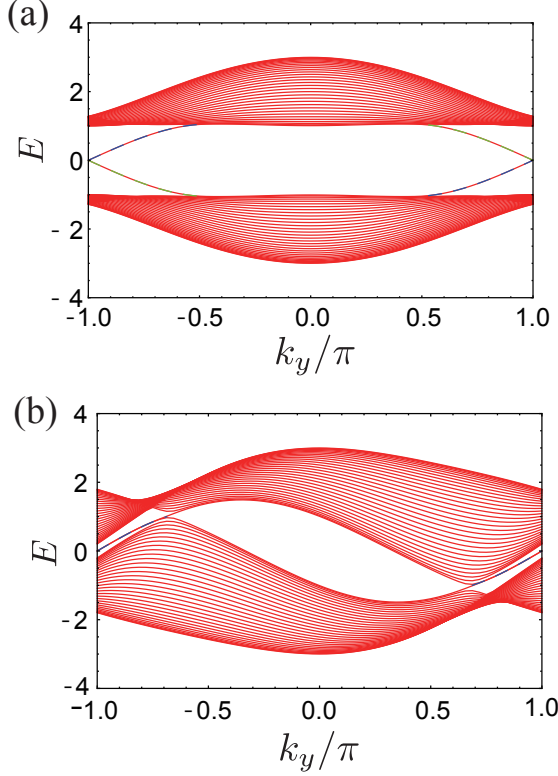


FIG. 6. Dispersion relations for  $(t_1, t_2, t_3, \phi, \phi') =$  (a)  $(1, 0.2, 0.2, \frac{\pi}{2}, -\frac{\pi}{2})$  (i.e., the Haldane model with  $\phi = \frac{\pi}{2}$ ) and (b)  $(1, 0.2, 0.2, \frac{\pi}{2}, \frac{\pi}{2})$  (i.e., the Colomés-Franz model). The colors of the lines indicate the same meaning as those in Fig. 5.

### b. Right edge mode

The right edge mode can be obtained in the same manner as the left edge mode, so we summarize only the results as follows: Firstly, the dispersion relation of the right edge mode is given as

$$E_{\pm}^R = \frac{\tilde{G}_{\pm}}{\tilde{F}_{\pm}} \quad (\text{B17})$$

with

$$\tilde{F}_{\pm} = (X^* - \alpha Y^*)(\mu_{\pm} - e^{i\theta_1}) + t_1(\mu_{\pm} - e^{i\theta_1})^2, \quad (\text{B18a})$$

and

$$\begin{aligned} \tilde{G}_{\pm} = & \alpha^2 X^* V^* + (X^* W - \alpha Y^* Z + t_1 \alpha V^*)(\mu_{\pm} - e^{i\theta_1}) \\ & - (Y^* V - t_1 W)(\mu_{\pm} - e^{i\theta_1})^2. \end{aligned} \quad (\text{B18b})$$

Secondly, the eigenvalues of  $(A^\dagger)^{-1}(E_{\pm}I - B)$  are

$$\begin{aligned} \tilde{\eta}_{\pm} = & \frac{Y^*(E_{\pm}^R - Z) + t_1 V^*}{X^* Y^*} \\ & - \frac{[Y^* V + t_1(E_{\pm}^R - W)](\mu_{\pm} - e^{i\theta_1})}{\alpha X^* Y^*}. \end{aligned} \quad (\text{B19})$$

The solution can be found if  $\tilde{\lambda}_1^\xi$  and  $\tilde{\lambda}_2^\xi$  satisfy  $|\tilde{\lambda}_1^\xi| < 1$  and  $|\tilde{\lambda}_2^\xi| < 1$  for either  $\xi = +$  or  $\xi = -$ .

### c. Dispersion relations for some model parameters

Although the dispersion relations of Eqs. (B14) and (B17) are exact for generic parameters, their forms are fairly complicated. Nevertheless, the simple forms of the dispersion relations can be obtained for some special model parameters.

Firstly, for the original Haldane model with  $\phi = \pi/2$ ,  $\phi' = -\pi/2$  and  $t_2 = t_3$ , the dispersion relation of the left edge mode and of the right edge mode are given as

$$E^L(k_y) = -E^R(k_y) = \frac{6|t_1|t_2 \sin k_y}{\sqrt{t_1^2 + 8t_2^2(1 - \cos k_y)}}. \quad (\text{B20})$$

Note that this result was already obtained under a certain *Ansatz* in Ref. 35.

Secondly, for the Colomés-Franz model with  $\phi = \phi'$  and  $t_2 = t_3$ , the dispersion relations of the left edge mode and of the right edge mode are

$$E^L(k_y) = E^R(k_y) = -2t_2 \cos \phi (2 + \cos k_y) - 6t_2 \sin \phi \sin k_y. \quad (\text{B21})$$

It is worth noting that  $E(k_y)$  does not depend on  $t_1$ , unlike the case of the Haldane model.

The comparison with the numerical results and the present exact solutions are shown in Fig. 6, where we see a good agreement.

[1] M. Z. Hasan and C. L. Kane, Rev. Mod. Phys. **82**, 3045 (2010).  
 [2] X.-L. Qi and S.-C. Zhang, Rev. Mod. Phys. **83**, 1057 (2011).  
 [3] B. I. Halperin, Phys. Rev. B **25**, 2185 (1982).  
 [4] Y. Hatsugai, Phys. Rev. Lett. **71**, 3697 (1993).  
 [5] T. Mizoguchi and T. Koma, Phys. Rev. B **99**, 184418 (2019).

[6] P. Elbau and G. M. Graf, Commun. Math. Phys. **229**, 415 (2002).  
 [7] D. Hsieh, D. Qian, L. Wray, Y. Xia, Y. S. Hor, R. J. Cava, and M. Z. Hasan, Nature **452**, 970 (2008).  
 [8] D. Hsieh, Y. Xia, L. Wray, D. Qian, A. Pal, J. H. Dil, J. Os-

- terwalder, F. Meier, G. Bihlmayer, C. L. Kane, Y. S. Hor, R. J. Cava, and M. Z. Hasan, *Science* **323**, 919 (2009).
- [9] S. Mao and Y. Kuramoto, *Phys. Rev. B* **83**, 085114 (2011).
- [10] X. Ying and A. Kamenev, *Phys. Rev. Lett.* **121**, 086810 (2018).
- [11] M. Bahari and M. Vahid Hosseini, *Phys. Rev. B* **99**, 155128 (2019).
- [12] S. Murakami, *New J. Phys.* **9**, 356 (2007).
- [13] O. Vafek and A. Vishwanath, *Annu. Rev. Condens. Matter Phys.* **5**, 83 (2014).
- [14] N. P. Armitage, E. J. Mele, and A. Vishwanath, *Rev. Mod. Phys.* **90**, 015001 (2018).
- [15] C. Fang, Y. Chen, H.-Y. Kee, and L. Fu, *Phys. Rev. B* **92**, 081201(R) (2015).
- [16] A. Yamakage, Y. Yamakawa, Y. Tanaka, and Y. Okamoto, *J. Phys. Soc. Jpn.* **85**, 013708 (2016).
- [17] E. Colomés and M. Franz, *Phys. Rev. Lett.* **120**, 086603 (2018).
- [18] M. Vila, N. T. Hung, S. Roche, and R. Saito, *Phys. Rev. B* **99**, 161404(R) (2019).
- [19] S. Mandal, R. Ge, and T. C. H. Liew, *Phys. Rev. B* **99**, 115423 (2019).
- [20] C. Wang, L. Zhang, P. Zhang, J. Song, and Y.-X. Li, *Phys. Rev. B* **101**, 045407 (2020).
- [21] D. Bhowmick and P. Sengupta, *Phys. Rev. B* **101**, 195133 (2020).
- [22] M. Michael Denner, J. L. Lado, and O. Zilberberg, *Phys. Rev. Research* **2**, 043190 (2020).
- [23] Y. Yang, D. Zhu, Z. H. Hang, and Y. D. Chong, *arXiv:2008.10161*.
- [24] J. Chen, W. Liang, and Z.-Y. Li, *Phys. Rev. B* **101**, 214102 (2020).
- [25] P. Zhou, G.-G. Liu, Y. Yang, Y.-H. Hu, S. Ma, H. Xue, Q. Wang, L. Deng, and B. Zhang, *arXiv:2009.01021*.
- [26] E. Prodan and H. Schulz-Baldes, *Bulk and boundary invariants for complex topological insulators: From K-theory to physics* (Springer Int. Pub., Switzerland, 2016).
- [27] G. M. Graf and J. Shapiro, *Commun. Math. Phys.* **363**, 829 (2018).
- [28] D. H. Lee and J. D. Joannopoulos, *Phys. Rev. B* **23**, 4988 (1981).
- [29] Y. Hatsugai, *Phys. Rev. B* **48**, 11851 (1993).
- [30] L. Molinari, *J. Phys. A: Math. Gen.* **30**, 983 (1997).
- [31] H. Schulz-Baldes, J. Kellendonk, and T. Richter, *J. Phys.* **A33** L27-L32 (2000).
- [32] J. Kellendonk, T. Richter, and H. Schulz-Baldes, *Rev. Math. Phys.* **14**, 87-119 (2002).
- [33] J. C. Y. Teo, L. Fu, and C. L. Kane, *Phys. Rev. B* **78**, 045426 (2008).
- [34] S. Mao, Y. Kuramoto, K.-I. Imura, and A. Yamakage, *J. Phys. Soc. Jpn.* **79**, 124709 (2010).
- [35] Z. Huang and D. P. Arovas, *arXiv:1205.6266*.
- [36] H. Doh, G. S. Jeon, and H. J. Choi, *arXiv:1408.4507*.
- [37] V. Dwivedi and V. Chua, *Phys. Rev. B* **93**, 134304 (2016).
- [38] P. A. Pantaleón and Y. Xian, *J. Phys.: Condens. Matter* **29**, 295701 (2017).
- [39] F. K. Kunst, G. van Miert, and E. J. Bergholtz, *Phys. Rev. B* **99**, 085426 (2019); *Phys. Rev. B* **99**, 085427 (2019).
- [40] T. Mizoguchi, T. Koma, and Y. Yoshida, *Phys. Rev. B* **101**, 014442 (2020).
- [41] X.-L. Qi, Y.-S. Wu, and S.-C. Zhang, *Phys. Rev. B* **74**, 085308 (2006).
- [42] F. D. M. Haldane, *Phys. Rev. Lett.* **61**, 2015 (1988).
- [43] V. M. Yakovenko, *Phys. Rev. Lett.* **65**, 251 (1990).
- [44] T. Fukui, Y. Hatsugai, and H. Suzuki, *J. Phys. Soc. Jpn.* **74**, 1674 (2005).