

Unleashing the Tiger: Inference Attacks on Split Learning*

Dario Pasquini
Sapienza University of Rome
Institute of Applied Computing, CNR
pasquini@di.uniroma1.it

Giuseppe Ateniese
Stevens Institute of Technology
gatenies@stevens.edu

Massimo Bernaschi
Institute of Applied Computing, CNR
massimo.bernaschi@cnr.it

ABSTRACT

We investigate the security of *split learning*—a novel collaborative machine learning framework that enables peak performance by requiring minimal resources consumption. In the paper, we make explicit the vulnerabilities of the protocol and demonstrate its inherent insecurity by introducing general attack strategies targeting the reconstruction of clients’ private training sets. More prominently, we demonstrate that a malicious server can actively hijack the learning process of the distributed model and bring it into an insecure state that enables inference attacks on clients’ data. We implement different adaptations of the attack and test them on various datasets as well as within realistic threat scenarios. To make our results reproducible, we made our code available.¹

1 INTRODUCTION

Once the cattle have been split up, then the tiger strikes.

A Myanmar proverb

Deep learning requires massive data sets and computational power. State-of-the-art neural networks may contain millions or billions [12] of free parameters and necessitate representative training sets. Unfortunately, collecting suitable data sets is difficult or sometimes impossible. Entities and organizations may not be willing to share their internal data for fear of releasing sensitive information. For instance, telecommunication companies would benefit tremendously from deep learning techniques but do not wish to release customer data to their competitors. Similarly, medical institutions cannot share information because privacy laws and regulations shelter patient data.

Secure data sharing and learning can only be achieved via cryptographic techniques, such as homomorphic encryption or secure multi-party computation. However, the combination of cryptography and deep learning algorithms yields expensive protocols. An alternative approach, with mixed results, is distributed/decentralized machine learning, where different parties cooperate to learn a shared model. In this paradigm, training sets are never shared directly. In federated learning [10, 27, 28], for example, users train a shared neural network on their respective local training sets and provide only model parameters to others. The expectation is that by sharing certain model parameters, even “scrambled” [3], the actual training instances remain hidden and inscrutable. Unfortunately, in [24], it was shown that an adversary could infer meaningful information on training instances by observing how shared model parameters evolve over time.

Split learning is another emerging solution that is gaining substantial interest in academia and industry. In the last few years,

a growing body of empirical studies [4, 32, 35, 38, 39], model extensions [13, 36, 37] and other resources [11] have attested to the effectiveness and efficiency of the split learning framework. Concurrently, split-learning-based solutions have been implemented and adopted in commercial applications [1, 2, 5]. This interest is primarily due to the practical properties of split learning. Indeed, compared with other approaches such as federated learning [10, 27, 28], split learning requires consistently fewer resources from the participating clients, enabling lightweight and scalable distributed training solutions.

However, while the practical properties of split learning have been exhaustively validated [35, 39], little effort has been spent investigating the security of this machine learning framework. In this paper, **we carry out the first fundamental security analysis of split learning and make explicit its inherent insecurity.** We demonstrate that the assumptions on which the security of split learning is based are fundamentally flawed, and a suitable adversary can easily subvert the defenses of the training framework. In particular, we implement a general attack strategy that allows a malicious server to recover private training instances of the participants during the distributed training. In the attack, a malicious server hijacks the model’s learning processes and drive them to an insecure state that can be exploited for inference or inversion attacks. The attack is domain-independent and can be seamlessly applied to various split learning variants [36]. We call this general attack **feature-space hijacking attack** and introduce several adaptations of it. We test them on different datasets and demonstrate their applicability under realistic threat scenarios.

Overview. The paper starts in Section 2 by covering the necessary background on distributed machine learning. Section 3 follows by introducing and validating our main contribution - the feature-space hijacking attack framework. Then, Section 4 covers the applicability of existing defensive mechanisms within the split learning framework. Section 5 concludes the paper, although appendices contain complementary material.

2 DISTRIBUTED MACHINE LEARNING

Distributed (also collaborative [34]) machine learning allows a set of remote clients $C = \{c_1, \dots, c_n\}$ to train a shared model F . Each client c_i participates in the training protocol by providing a set of training instances X_{priv_i} . This set is private and must not be directly shared among the parties running the protocol. For instance, hospitals cannot share patients’ data with external entities due to regulations such as HIPAA [6].

In this section, we focus on distributed machine learning solutions for deep learning models. In particular, we describe: (1) *Federated learning* [10, 27, 28] which is a well-established learning protocol and (2) *split learning* [22, 32, 38] a recently proposed approach that is gaining momentum due its attractive practical properties.

*Work in progress.

¹https://github.com/pasquini-dario/SplitNN_FSHA

2.1 Federated Learning

Federated learning [10, 27, 28] allows for distributed training of a deep neural model by aggregating and synchronizing local parameter adjustments among groups of remote clients. In the most straightforward setup, the protocol is orchestrated by a central server that manages clients' training rounds and maintains a master copy of the trained model.

In the initial setup phase, the parties choose a training task and define a machine learning model. The latter is initialized and hosted by the server and is made available to all remote clients. At each training step, each client downloads the model from the server and locally applies one or more iterations of the standard SGD using its private training set. After the local training is done, clients send the accumulated gradients to the server.² The server aggregates these changes into a single training signal applied to the hosted model parameters, completing a global training iteration. Once the server's network is updated, the clients download the new state of the model and repeat the protocol till a stop condition is reached.

At each iteration in federated learning, clients exchange data with the server that is linear in the number of parameters of the network. For large models, this becomes unsustainable and may limit the applicability of the approach. Several improvements of the framework have been proposed to address this problem [33, 40].

2.1.1 On the security of Federated Learning. Clients share only gradients/weights induced by the local training steps. The intuition behind federated learning is that local data is safe because it is never directly shared with the server or other clients. Additionally, gradients collected by the server can be further protected through a secure aggregation protocol. The aim is to hinder inference attacks by the server that cannot distinguish clients' individual gradients.

In federated learning, all the parties have equal access to the trained network. The server and the clients know the architecture of the network as well as its weights during the various training steps.

Under suitable assumptions, different attacks on federate learning were shown feasible. The first and most prominent is an active attack [24] that allows a malicious client to infer relevant information on training sets of other honest clients by manipulating the learning process. Other attacks include backdoor injection and poisoning [8, 9, 15]. Accordingly, variants of federated learning have been proposed to reduce the effectiveness of those attacks [16, 17, 23, 26], but they achieved only mixed results.

2.2 Split Learning

Split learning [22, 32, 38] enables distributed learning by partitioning a neural network in consecutive chunks of layers among various parties; typically, a set of clients and a server. In the protocol, the clients aim to learn a shared deep neural network by securely combining their private training sets. The server manages this process and guides the network's training, bearing most of the required computational cost.

In split learning, training is performed through a vertically distributed back-propagation [30] that requires to share *only* intermediate network's outputs (i.e., referred to as *smashed data*); rather than the raw, private training instances. This mechanism is sketched in Figure 1. In the minimal setup (i.e., Figure 1a), a client owns the first n layers f of the model, whereas the server maintains the remaining neural network s i.e., $F = s(f(\cdot))$. Here, the model's architecture and hyper-parameters are decided by the set of clients before the training phase. In particular, they agree on a suitable partition of the deep learning model and send the necessary information to the server. The server has no decisional power and ignores the initial split f .

At each training iteration, a client sends the output of the initial layers for a batch of private data X_{priv} (i.e., $f(X_{priv})$) to the server. The server propagates this remote activation through the layers s and computes the loss. Then, a gradient-descent-based optimization is locally applied on s . To complete the round, the server sends the back-propagation error up to the input layer of s to the client that continues the back-propagation locally on f .

In the case of supervised loss functions, the protocol requires the client to share the labels with the server. To avoid that, split learning can be reformulated to support loss function computation on the client-side (Figure 1b). Here, the activation of the last layer of s is sent to the client that computes the loss function³, sending the gradient back to the server that continues the back-propagation as in the previous protocol.

Split learning supports the training of multiple clients by implementing a sequential turn-based training protocol. Here, clients are placed in a circular list and interact with the server in a round-robin fashion. On each turn, a client performs one or more iterations of the distributed back-propagation (i.e., Figure 1) by locally modifying the weights of f . Then, the client sends the new f to the next client that repeats the procedure. As stated in [22], the training process, for suitable assumptions, is functionally equivalent to the one induced by the standard, centralized training procedure. That is, clients converge to the same network that they would have achieved by training a model on the aggregated training sets.

Extensions of split learning have also been proposed. In [36], split learning is combined with federated learning (i.e., *splitfed learning*) to yield a more scalable training protocol. Here, the server handles the forward signal of the clients' network in parallel and updates the weights of s . The clients receive the private back-propagation error and update their local models in parallel. Then, they perform federated learning to converge to a global f before the next iteration of split learning. This process requires an additional server that is different from the one hosting s .⁴

Split learning gained particular interest due to its efficiency and simplicity. Namely, it reduces the required bandwidth significantly when compared with other approaches such as federated learning [35, 39]. Certainly, for large neural networks, intermediate activation for a layer is consistently more compact than the network's

²This process may differ in practice as there are several implementations of federated learning.

³The client can also apply additional layers before the loss computation.

⁴Otherwise, a single server would access both f and s , violating the security of the protocol.

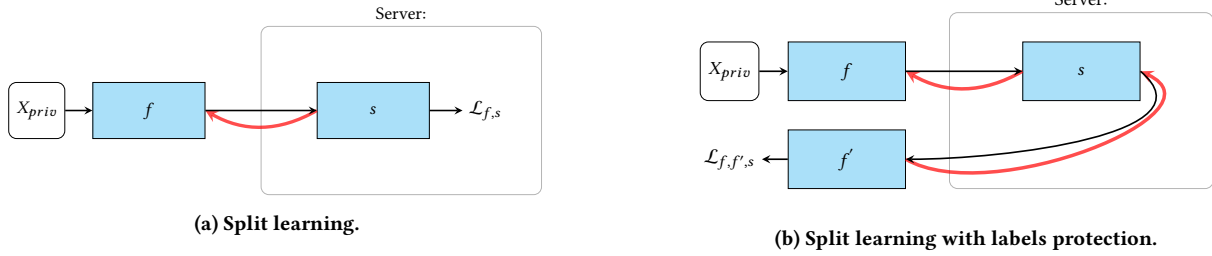


Figure 1: Two variations of split learning. Black arrows depict the activation propagation of the participating neural networks, whereas red arrows depict the back-propagation errors that follow after the forward pass.

gradients or weights for the full network. Furthermore, the computational burden for the clients is smaller than the one caused by federated learning. Indeed, clients perform forward/backward propagation on a small portion of the network rather than the whole.

2.2.1 On the security of Split Learning. Split learning is introduced as a privacy-preserving implementation of distributed/colaborative learning [4, 22, 32, 37, 38]. In split learning, users’ data privacy relies on the fact that raw training instances are never shared; only “*smashed data*” induced from those instances are sent to the server.

The main advantage of split learning in terms of security is that it can hide information about the model’s architecture and hyperparameters. Namely, the server performs its task ignoring the architecture of f or its weights. As assumed in previous works [4, 22, 32, 38], this split is designed to protect the intellectual property of the shared model and reduces the risk of inference attacks perpetrated by a malicious server.

Unfortunately, we show that these assumptions are false, and the split learning framework presents several vulnerabilities that allow an attacker to subvert the training protocol and recover clients’ training instances.

The most pervasive vulnerability of the framework is the server’s entrusted ability to control the learning process of the clients’ network. A malicious server can guide f towards functional states that can be easily exploited to recover X_{priv} data from $f(X_{priv})$. The main issue is that a neural network is a differentiable, smooth function that is naturally predisposed to be functionally inverted. There is no much that can be achieved by splitting it other than a form of *security through obscurity* which is notoriously inadequate.

In the next section, we empirically demonstrate how these inherent shortcomings of the split learning framework can be exploited by an adversary to completely disclose clients’ private training sets. Furthermore, in Appendix B, we discuss about the applicability of GAN-based attacks on split learning.

3 FEATURE-SPACE HIJACKING ATTACK

In this section, we introduce our main attack against the split learning training protocol. We start in Section 3.1 by detailing the threat model. Then, Section 3.2 introduces the core intuition behind the attack as well as its formalization. Finally, Section 3.3 covers the pragmatic aspects of the attack, demonstrating its effectiveness and introducing suitable extensions.

3.1 Threat model

We model a malicious server that aims at inferring private training sets of targets. We assume that the attacker does not have information on the clients participating in the distributed training, except the one required to run the split learning protocol. The attacker has no information on the architecture of f and its weights. It also ignores the task on which the distributed model is trained. However, the adversary knows a dataset X_{pub} that follows a distribution similar to that of the clients’ training sets. For instance, if the model is trained on histological images, X_{pub} is composed of histological images as well. Nevertheless, no intersection among private training sets and X_{pub} is required.

It is important to clarify that the premise of split learning, and all other distributed learning frameworks, is that the server is not trusted. If the server is trusted or honest, we would rely on a centralized approach, where clients send their private training sets to the server that carries out the training process on the combined sets.⁵

3.2 Attack foundations

As discussed in Section 2.2.1, the main vulnerability of split learning resides in the fact that the server has partial control over the learning process of the clients’ network. Indeed, even ignoring the architecture of f or its weights, an adversary can forge a suitable back-propagation error and guide f to converge to an arbitrary target function. In doing so, the attacker can induce certain properties in the *smashed data* generated by the clients, enabling inference or reconstruction attacks on the underlying private data.

Here, we present a general framework that implements this attack procedure. In such a framework, the malicious server substitutes the original learning task chosen by the clients with a new objective that appositely shapes the codomain of f . More formally, given the client’s network f , we can see it as a mapping between a data-space X (i.e., where training instances are defined) and a feature-space Z (i.e., where *smashed data* are defined). During the attack, the server exploits its control on the training process to hijack f and steer it towards a specific feature-space \tilde{Z} that is appositely crafted. Once that f maps the data-space into \tilde{Z} , the attacker can recover the private training instances by locally inverting the known feature-space.

⁵The centralized learning approach is more efficient and more secure. Clients do not have to communicate among them or compute on data. Furthermore, the server can better handle malicious clients since it runs the learning process in its entirety.

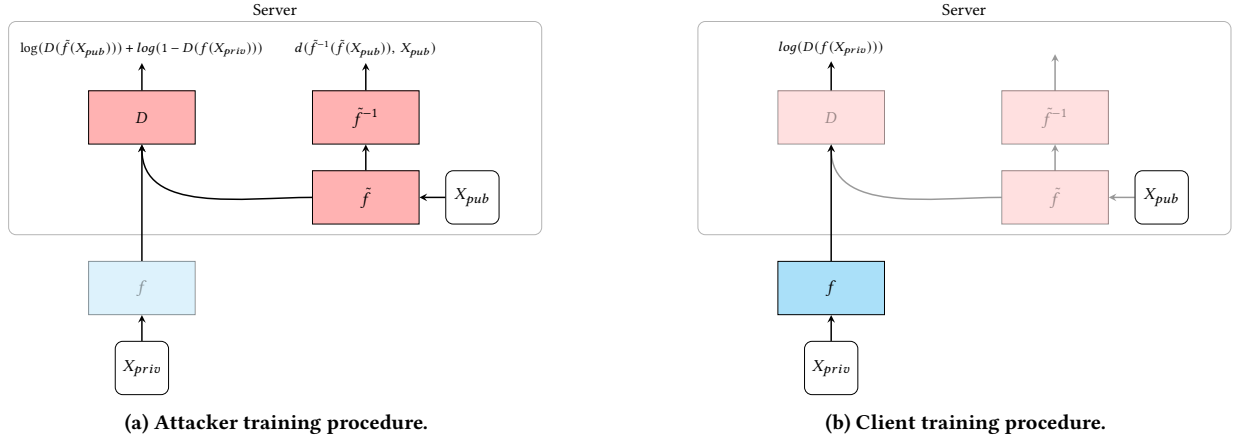


Figure 2: Schematic representation of the training process of the feature-space hijacking attack. In the scheme, opaque rectangles depict the neural networks actively taking part to the training. Instead, more transparent rectangles are networks that may participate to the forward propagation but do not modify their weights.

Such an attack comprises two phases: a training/setup phase where the server hijack the learning process of f , and an inference phase where the server can freely recover the *smashed* data sent from the clients. Hereafter, we refer to this attack as the **Feature-space Hijacking Attack**.

Setup phase. The setup phase is logically divided in two steps and is depicted in Figure 2. To implement the attack, the server trains three different networks; namely, \tilde{f} , \tilde{f}^{-1} and D . During the training and the inference, these serve very distinct roles; more precisely:

- \tilde{f} : is a pilot network that dynamically defines the target feature-space \tilde{Z} for the client’s network f . Likewise f , \tilde{f} is a mapping between the data-space and a target feature-space \tilde{Z} , where $|\tilde{f}(x)| = |f(x)| = k$.
- \tilde{f}^{-1} : is an approximation of the inverse function of \tilde{f} . During the training, we use it to guarantee the invertibility of \tilde{f} . Moreover, we use it to recover the private data from *smashed* data at inference time.
- D : is a discriminator that indirectly guides f to learn a mapping between the private data and the feature-space defined from \tilde{f} . Ultimately, this is the network that substitutes s in the protocol (e.g., Figure 1), and that defines the back-propagation error which is sent to the client during the training process.

As mentioned before, the setup procedure also requires an unlabeled dataset X_{pub} that is used to train the three attacker’s networks. Observe that this is the only knowledge of the clients’ setup that is required of the attacker. The effect of X_{pub} on the attack performance will be analyzed in the next section.

Attack training phase. At every training iteration of split learning, the server trains the three networks in two parallel steps. These are depicted in Figure 2 alongside the respective loss functions for the participating networks. The server starts by sampling a batch

from X_{pub} that employs to jointly train \tilde{f} and \tilde{f}^{-1} . The weights of these two networks are optimized to make \tilde{f} and \tilde{f}^{-1} converge towards an auto-encoding function i.e., $\tilde{f}^{-1}(\tilde{f}(x)) = x$. It implements in the loss function:

$$\mathcal{L}_{\tilde{f}, \tilde{f}^{-1}} = d(\tilde{f}^{-1}(\tilde{f}(x)), x), \quad (1)$$

where d is a suitable distance function e.g., MSE. Here, \tilde{f}^{-1} indirectly regularizes \tilde{f} to learn a feature-space that is invertible and maximizes the entropy of the data representation.

Concurrently, also the network D is trained. This is a discriminator that is trained to distinguish between the feature-space induced from \tilde{f} and the one induced from the client’s network f . The network D takes as input $\tilde{f}(X_{pub})$ or $f(X_{priv})$ (i.e., the *smashed* data) and is trained to assign high probability to the former and low probability to the latter. More formally, at each training iteration, the weights of D are tuned to minimize the following loss function:

$$\mathcal{L}_D = \log(D(\tilde{f}^{-1}(X_{pub}))) + \log(1 - D(f(X_{priv}))). \quad (2)$$

After each step of local training, the server can alter the weights of f by sending a suitable back-propagation error to the remote client performing the training iteration. In particular, this back-propagation error is forged by using D to construct an adversarial loss function for f ; namely:

$$\mathcal{L}_f = \log(D(f(X_{priv}))). \quad (3)$$

That is, f is trained to maximize the probability of being misclassified from the discriminator D . In other words, **we require the client’s network to learn a mapping to a feature-space that is indistinguishable from the one of \tilde{f}** . Ideally, this loss serves as a proxy for the more direct and optimal loss function: $d(f(x), \tilde{f}(x))$. However, the attacker has no control over the input of f and must overcome the lack of knowledge about x by relying upon an adversarial training procedure that promotes a topological matching between feature-spaces rather than a functional equivalence between networks.



Figure 3: Examples of inference of private training instances from *smashed data* for the MNIST dataset. Within each panel, the first row (i.e., gray frame) reports the original data, whereas the second row (i.e., red frame) depicts the attacker’s reconstruction. The reported examples are chosen randomly from X_{priv} .

Attack inference phase. After a suitable number of setup iterations, the network f reaches a state that allows the attacker to recover the private training instances from the *smashed data*. Here, thanks to the adversarial training, the codomain of f overlaps with the one of \tilde{f} . The latter feature-space is known to the attacker who can trivially recover X_{priv} from the *smashed data* by applying the inverse network \tilde{f}^{-1} . Indeed, as the network f is now mapping the data-space into the feature-space \tilde{Z} , the network \tilde{f}^{-1} can be used to map the feature-space \tilde{Z} back to the data-space i.e., :

$$\tilde{X}_{priv} = \tilde{f}^{-1}(f(X_{priv})),$$

where \tilde{X}_{priv} is a suitable approximation of the private training instances X_{priv} . The quality of this reconstruction will be quantified later in the paper.

We emphasize that the feature-space hijacking attack performs identically on the private-label version of the protocol e.g., Figure 1b. In this case, at each training step, the server sends arbitrary forged inputs to the clients’ final layers and ignore the back-propagation error produced as a response, hijacking the learning process of f as in the previous instance. More generally, in the case of multiple vertical splits, a malicious party can always perform the attack despite its position in the stack. Basically, the attacker can just ignore the received back-propagation error and replace it with the crafted one, leaving the underlying splits to propagate the injected adversarial task. Additionally, the effectiveness of the attack does not depend on the number of participating clients.

In the same way, the feature-space hijacking attack equally applies on extensions of split learning such as *Splitfed* learning [36]. Indeed, in this protocol, the server still maintains control of the learning process of f . The only difference is in how the latter is updated and synchronized among the clients. Interestingly, here, the attack can be potentially more effective as the server receives bigger batches of *smashed data* that can be used to smooth the learning process of the discriminator.

In the next section, we implement the feature-space hijacking attack, and we empirically demonstrate its effectiveness on various setups.

3.3 Attack implementations

In this section, we start by demonstrating the effectiveness of the attack on the MNIST dataset. In the experiment, we simulate the clients’ training set (i.e., X_{priv}) using the training partition of the



Figure 4: Reconstruction error of private training instances during the setup phase for two different attacks over the MNIST dataset. This is measured as the average MSE between the images normalized in $[-1, 1]$

dataset (60000 instances), whereas we use the validation set (10000 instances) as X_{pub} owned by the attacker. Note that these two sets are disjointed.

We implement the various networks participating in the attack as standard deep convolution networks. The networks f and \tilde{f} are constructed using different architectures; however, their last layers apply the same activation function. The activation function of f can be trivially inferred by observing the received *smashed data*. The inverse mapping \tilde{f}^{-1} is composed of transposed convolutional layers. The discriminator D is a convolutional network and is deeper than the other employed networks. This is to force the feature-spaces of f and \tilde{f} to be as similar as possible as they become indistinguishable to the discriminator. During the training,

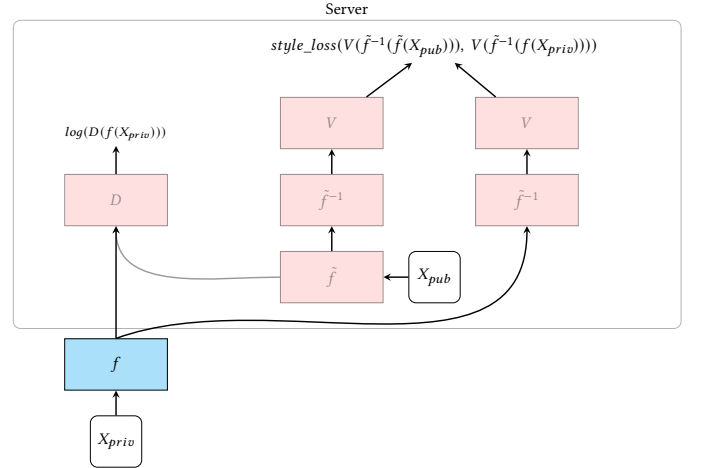


Figure 5: Schematic representation of the training process of the client’s network f for the improved feature-space hijacking attack on the image domain. The training procedure of attacker’s networks remains the same. In the figure, V is a pre-trained vision model trained on a general image recognition task. V outputs m of its intermediate input representations.




Figure 6: Examples of inference of private training instances from *smashed data* for four datasets, using the improved attack. The reported examples are chosen randomly from X_{priv} . Within each panel, the first row reports the original data, whereas the second row depicts the attacker’s reconstruction.

we regularize D with a gradient penalty [21]. This improves the stability of the adversarial training and speeds up the convergence of f . Fine-grained details on the adopted architectures and hyper-parameters are given in Appendix A.

We use the mean squared error (MSE) as the distance function d (see Eq. 1) and run the setup phase of the attack for 10^4 training iterations on batches of size 64. In the process, we track the attacker’s reconstruction error measured as $MSE(\tilde{f}(f(X_{priv})), X_{priv})$. This (referred to as “*simple*”) is reported in Figure 4. Instead, Figure 3 depicts the reconstruction of some samples of X_{priv} after the setup phase. As it can be noticed, the attack allows the recovery of suitable approximations of the original private data.

Improved attacks. The attack’s effectiveness can be further improved by considering additional modules in the general framework described in the previous section. In the image domain, we can obtain higher reconstruction quality by reducing an additional loss function defined on the recovered images’ data-space. We implement such a loss function by relying on the neural style transfer approach [19]. Generally speaking, we use the abstraction offered by the feature-spaces learned by a network trained on a general visual task to lead $\tilde{f}^{-1}(f(x))$ to output data that are visually similar to the ground-truth. This training objective further catalyzes the overlapping of the codomain of f and the one of \tilde{f} . In particular,

we implement that over the intermediate representations of a *MobileNet* [25] model trained on the *ImageNet* classification task [14]. For this improved version of the attack, the training procedure of the client’s network is depicted in Figure 5, where *style_loss* is the average distance of the *Gram* matrices [19] computed on the intermediate representations of V for $\tilde{f}^{-1}(f(X_{priv}))$ and $\tilde{f}^{-1}(\tilde{f}(X_{pub}))$. Details on the implementation are given in Appendix A.1.

As shown in Figure 4, this approach (referred to as “*+style*”) reduces the reconstruction error and further speeds up the setup phase of the attack. Figure 6 reports the results of this attack. Here, we report additionally results for the dataset Fashion-MNIST [41], CelebA [31] and Omniglot [29]. We use the same setup presented previously; however, CelebA required more setup iterations (i.e., 10^5) to reach adequate reconstructions. The results on Fashion-MNIST and CelebA prove that the attack can easily scale to more articulate data distributions. More interestingly, the Omniglot dataset highlights the generalization capability of the feature-space hijacking attack. The Omniglot dataset is usually used as a benchmark for one-shot learning and comprises 1623 different classes with a limited number of examples each. The attack’s performance on this edge-case suggests that the proposed technique can reach a good generalization level over the data distribution of the private data. We will investigate this property more rigorously later in the section.

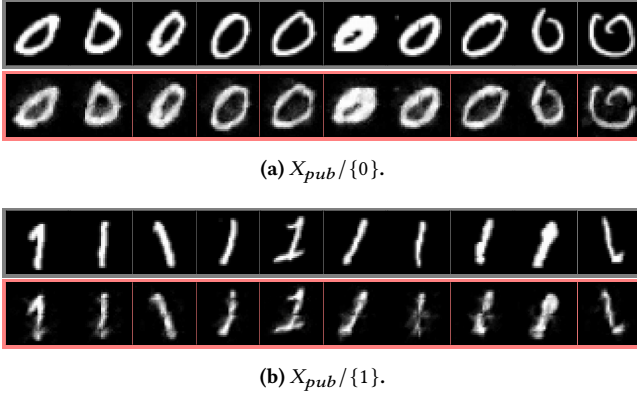


Figure 7: Two examples of inference of private training instances from *smashed data* given mangled X_{pub} . In the panel (a), the adversary carried out the attack without ever directly observing training instances representing the digit “0”. Panel (b) reproduces the same result for the digit “1”. Only the reconstruction of instances of the class unknown to the attacker are reported. Those have been sampled from X_{priv} .

We emphasize that similar, tailored solutions can be implemented to improve the attack’s effectiveness on different data domains e.g., tabular data or text. Seeking a more general solution, one can use an additional adversarial loss function defined in the data-space induced from \tilde{f}^{-1} ; that is, a discriminator trained to distinguish between $\tilde{f}^{-1}f(X_{priv})$ and $\tilde{f}^{-1}\tilde{f}(X_{pub})$. However, the latter approach may not be optimal in the case of an unrepresentative X_{pub} .

Hereafter, if not differently specified, we use the “+style” optimized version of the attack.

Feature-space generalization. The training set X_{pub} employed by the server can critically impact the attack’s effectiveness. This is used to train the attacker’s models and indirectly defines the target feature-space imposed on f . Intuitively, to reach high-quality reconstruction, this should be distributed as similar as possible to the private training sets owned by the clients. However, under strict assumptions, the attacker may not collect data instances that are sufficiently representative. Next, we test the resilience of the Feature-space Hijacking Attack against unsuitable choices of X_{pub} .

To simulate this scenario, we create artificially mangled training sets X_{pub} for the MNIST dataset and test the attack’s effectiveness accordingly. In the experiment, the mangling operation consists of removing all the instances of a specific class from X_{pub} while leaving X_{priv} (the training set used by the clients) unchanged. For instance, in the case of the MNIST dataset, we remove from X_{pub} all the images representing a specific digit. Then, we test the attack’s capability to reconstruct instances of the removed class i.e., data instances that the attacker has never observed during the setup phase.

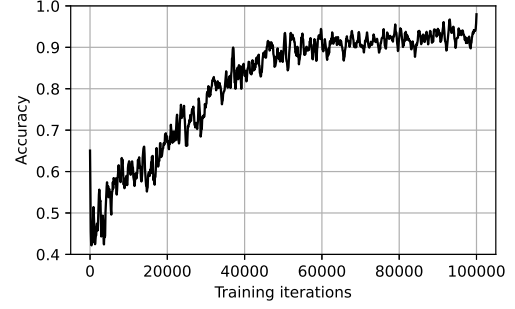


Figure 8: Example of attribute inference attack over the CelebA dataset. The plot reports the accuracy in inferring the attribute “gender” from instances of X_{priv} during the setup phase of the attack.

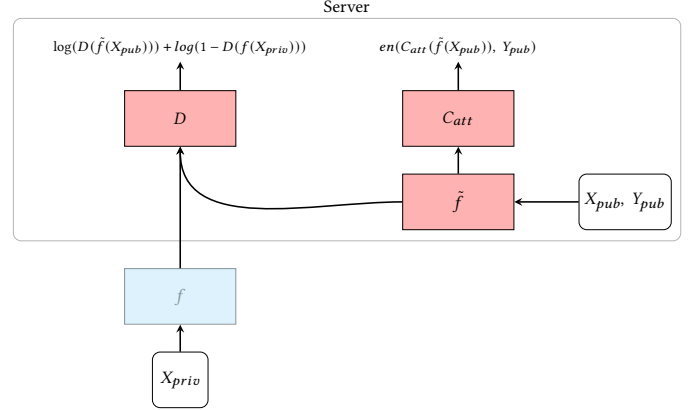


Figure 9: Schematic representation of the training process of the server’s networks for the attribute inference attack. In the figure, the network C_{att} substitutes \tilde{f}^{-1} and en refers to a suitable entropy measure for the classification task.

Interestingly, the attack seems quite resilient to incomplete X_{pub} . Figure 7 shows this for two examples. Here, the attacker can successfully recover a suitable approximation of instances of the unobserved class by interpolating over the latent representations of observed instances. However, the reconstruction is generally less accurate than the one obtained with a representative X_{pub} .

3.3.1 Property inference attacks. In the previous setup, we demonstrated that it is possible to recover the entire input from the *smashed data*. However, this type of inference may be sub-optimal for an attacker who may be interested in inferring only a few specific attributes/properties of the private training instances (e.g., the gender of the patients in medical records); rather than reconstructing X_{priv} entirely. This form of inference was introduced in [7] and extended to neural networks in [18]. Property inference is simpler to perform and more robust to possible defensive mechanisms (see Section 4). Next, we briefly show how the Feature-space Hijacking Attack can be extended to perform property inference attacks.

As discussed in Section 3.2, we can force arbitrary properties on the *smashed* data produced by the clients by forging a tailored feature-space \tilde{Z} and forcing the clients' network f to map into it. The feature-space \tilde{Z} is dynamically created by training a pilot network \tilde{f} in a task that encodes the target property. In the attack of Figure 2, we requested the invertibility of \tilde{Z} by training \tilde{f} in auto-encoding task with the support of a second network \tilde{f}^{-1} . Differently, we can force the *smashed* data to leak information about the presence or absence of a specific attribute by influencing the feature-space \tilde{Z} with a classification task.

It is enough to substitute the network \tilde{f}^{-1} with a classifier C_{att} that is trained to detect a certain attribute in the data points of \tilde{Z} . However, unlike the previous formulation of the attack, the attacker has to resort to a supervised training set (X_{pub}, Y_{pub}) to define the target attribute. Namely, each instance of the attacker's dataset X_{pub} must be associated with a label that expresses the presence or absence of the target attribute *att*. The setup procedure for this attack is depicted in Figure 9, whereas the training procedure for the clients' network f remains the same.

More formally, in our experiments we train C_{att} in a binary classification using a binary cross-entropy loss function:

$$\mathcal{L}_{\tilde{f}, C_{att}} = \begin{cases} \log(C_{att}(\tilde{f}(X_{pub}))) & \text{if } Y_{pub} = 1 \\ -\log(1 - C_{att}(\tilde{f}(X_{pub}))) & \text{if } Y_{pub} = 0 \end{cases}.$$

Here, we implement the network C_{att} to be as simple as possible to maximize the separability of the classes directly on \tilde{Z} . In particular, we model C_{att} as a (almost) linear model by using a single dense layer. In this way, we force the representations of the classes to be linearly separable, simplifying the inference attack once that the adversarial loss has forced the topological equivalence between the codomains of f and \tilde{f} . We leave the other models and hyper-parameters unchanged.

We validate this inference procedure on the CelebA dataset. This mainly includes frontal shoots (e.g., Figure 6c) which have been annotated with 40 different binary attributes such as "blonde", "wearing hat", "smiling" etc. In the experiment, we try to infer the binary attribute "gender" (i.e., 0 = "woman"; 1 = "man") from the private training instances used by the clients. During the attack, we track the accuracy of the inference performed by the network C_{att} . This is reported in Figure 8, where the inference attack reaches an accuracy of $\sim 98\%$.

It is important to note that the property inference attack can be extended to any feature or task. For instance, the attacker can infer multiple attributes simultaneously by training C_{att} in a multi-label classification; rather than a binary one. The same applies to multi-class classification and regression tasks. In this direction, the only limitation is the attacker's capability to collect suitable labeled data to set up the attack.

3.3.2 The impact of the attack. The implemented attacks demonstrated how a malicious server with partial knowledge of the clients' setup could subvert the split learning protocol and infer information over the clients' private data. Unlike previous attacks in collaborative learning [24], here, the adversary can recover the single training instances from the clients; rather than only prototypical examples. This allows the attacker to fully expose the distribution

of the private data of each client. Indeed, the server could determine which client owns a training instance upon receiving the clients' disjointed *smashed* data.

In the next section, we discuss the shortcomings of defense strategies proposed to curb inference attacks.

4 ON DEFENSIVE TECHNIQUES

As demonstrated by our attacks, simply applying a set of neural layers over raw data cannot yield a suitable security level, especially when the adversary controls the learning process. Indeed, as long as the attacker exerts influence on the target function of the clients' network, the latter can always be lead to insecure states. Unfortunately, there does not seem to be any way to prevent the server from controlling the learning process without rethinking the entire protocol from scratch. Next, we reason about the effectiveness of possible defense strategies.

Regularization and differential privacy. In [37], the authors propose to artificially reduce the correlation between raw input and *smashed* data by adding a regularization loss in the training of f . This additional regularization is weighted with a hyper-parameter α_1 that defines its relevance in the final loss function, creating a trade-off between data privacy and the training task. Intuitively, the regularization is supposed to make it difficult to infer X_{priv} from the *smashed* data. However, while this approach may work in the case of a passive adversary, it does not work for active attacks as the feature-space hijacking attack. Indeed, here, the learning objective injected by the attacker naturally negates the correlation minimization, circumventing its effect for reasonable choices of α_1 . Moreover, this defensive technique does not prevent the property inference attack detailed in Section 3.3.1.

Similarly, standard differential privacy applied to the network's gradients [3] can have only a limited effect on preventing the proposed attacks. Indeed, differential privacy prevents models from memorizing single training instances at training time but cannot prevent the leakage of *smashed* data from the intermediate network's states.

Detecting the attack. Alternatively, clients could detect the feature-space hijacking attack during the training phase and then halt the protocol. Unfortunately, detecting the setup phase of the attack seems to be impossible. Clients could continuously test the effectiveness of the network on the original training task and figure out if the training objective has been hijacked. However, clients have no access to the full network during training and cannot query it to detect possible anomalies. This is also true for the private-label scenario i.e., Figure 1b of split learning, where clients compute the loss function on their devices. Indeed, in this case, the attacker can simply provide fake inputs to f' (see Figure 1b) that has been forged to minimize the clients' loss.⁶ For instance, for a classification task, the attacker can infer the label y of the received *smashed* data with the property inference attack and propagate $v(y)$ to f' , where v is a suitable transformation.

⁶ Assuming that the attacker knows the learning task of the model.

5 CONCLUSION

In the present work, we made explicit the structural vulnerabilities of split learning and showed how these could be exploited to violate the protocol’s privacy-preserving property. This is a work in progress, and we plan to release additional results and security exploits on split learning.

REFERENCES

- [1] 2020. Acuratio. <https://www.acuratio.com>. (2020).
- [2] 2020. OpenMined: SplitNN. <https://blog.openmined.org/tag/splitnn/>. (2020).
- [3] Martin Abadi, Andy Chu, Ian Goodfellow, H. Brendan McMahan, Ilya Mironov, Kunal Talwar, and Li Zhang. 2016. Deep Learning with Differential Privacy. In *Proceedings of the 2016 ACM SIGSAC Conference on Computer and Communications Security (CCS ’16)*. Association for Computing Machinery, New York, NY, USA, 308–318. <https://doi.org/10.1145/2976749.2978318>
- [4] Sharif Abuadbbba, Kyuyeon Kim, Minki Kim, Chandra Thapa, Seyit A. Camtepe, Yansong Gao, Hyoungshick Kim, and Surya Nepal. 2020. Can We Use Split Learning on 1D CNN Models for Privacy Preserving Training? (2020). arXiv:cs.CR/2003.12365
- [5] Adam James Hall. 2020. Split Neural Networks on PySyft. <https://medium.com/analytix-vidhya/split-neural-networks-on-pysyft-ed2abf6385c0>. (2020).
- [6] George J Annas. 2003. HIPAA regulations - a new era of medical-record privacy? *The New England journal of medicine* 348, 15 (April 2003), 1486–1490. <https://doi.org/10.1056/nejlim035027>
- [7] Giuseppe Ateniese, Luigi V. Mancini, Angelo Spognardi, Antonio Vilani, Domenico Vitali, and Giovanni Felici. 2015. Hacking Smart Machines with Smarter Ones: How to Extract Meaningful Data from Machine Learning Classifiers. *Int. J. Secur. Netw.* 10, 3 (Sept. 2015), 137–150. <https://doi.org/10.1504/IJSN.2015.071829>
- [8] Eugene Bagdasaryan, Andreas Veit, Yiqing Hua, Deborah Estrin, and Vitaly Shmatikov. 2020. How To Backdoor Federated Learning. In *Proceedings of the Twenty Third International Conference on Artificial Intelligence and Statistics (Proceedings of Machine Learning Research)*, Silvia Chiappa and Roberto Calandra (Eds.), Vol. 108. PMLR, Online, 2938–2948. <http://proceedings.mlr.press/v108/bagdasaryan20a.html>
- [9] Arjun Nitin Bhagoji, Supriyo Chakraborty, Prateek Mittal, and Seraphin Calo. 2019. Analyzing Federated Learning through an Adversarial Lens (*Proceedings of Machine Learning Research*), Kamalika Chaudhuri and Ruslan Salakhutdinov (Eds.), Vol. 97. PMLR, Long Beach, California, USA, 634–643. <http://proceedings.mlr.press/v97/bhagoji19a.html>
- [10] K. A. Bonawitz, Hubert Eichner, Wolfgang Grieskamp, Dzmitry Huba, Alex Ingerman, Vladimir Ivanov, Chloé M Kiddon, Jakub Konečný, Stefano Mazzocchi, Brendan McMahan, Timon Van Overveldt, David Petrou, Daniel Ramage, and Jason Roselander. 2019. Towards Federated Learning at Scale: System Design. In *SysML 2019*. <https://arxiv.org/abs/1902.01046> To appear.
- [11] Brendan McMahan, Ramesh Raskar, Otkrist Gupta, Praneeth Vepakomma, Hassan Takabi, Jakub Konečný. 2019. CVPR Tutorial On Distributed Private Machine Learning for Computer Vision: Federated Learning, Split Learning and Beyond. <https://nopeekcvpr.github.io>. (2019).
- [12] Tom B. Brown, Benjamin Mann, Nick Ryder, Melanie Subbiah, Jared Kaplan, Prafulla Dhariwal, Arvind Neelakantan, Pranav Shyam, Girish Sastry, Amanda Askell, Sandhini Agarwal, Ariel Herbert-Voss, Gretchen Krueger, Tom Henighan, Rewon Child, Aditya Ramesh, Daniel M. Ziegler, Jeffrey Wu, Clemens Winter, Christopher Hesse, Mark Chen, Eric Sigler, Mateusz Litwin, Scott Gray, Benjamin Chess, Jack Clark, Christopher Berner, Sam McCandlish, Alec Radford, Ilya Sutskever, and Dario Amodei. 2020. Language Models are Few-Shot Learners. (2020). arXiv:cs.CL/2005.14165
- [13] Iker Ceballos, Vivek Sharma, Eduardo Mugica, Abhishek Singh, Alberto Roman, Praneeth Vepakomma, and Ramesh Raskar. 2020. SplitNN-driven Vertical Partitioning. (2020). arXiv:cs.LG/2008.04137
- [14] J. Deng, W. Dong, R. Socher, L. Li, Kai Li, and Li Fei-Fei. 2009. ImageNet: A large-scale hierarchical image database. In *2009 IEEE Conference on Computer Vision and Pattern Recognition*. 248–255. <https://doi.org/10.1109/CVPR.2009.5206848>
- [15] Minghong Fang, Xiaoyu Cao, Jinyuan Jia, and Neil Gong. 2020. Local Model Poisoning Attacks to Byzantine-Robust Federated Learning. In *29th USENIX Security Symposium (USENIX Security 20)*. USENIX Association, 1605–1622. <https://www.usenix.org/conference/usenixsecurity20/presentation/fang>
- [16] David Froelicher, Juan R. Troncoso-Pastoriza, Apostolos Pyrgelis, Sinem Sav, Joao Sa Sousa, Jean-Philippe Bossuat, and Jean-Pierre Hubaux. 2020. Scalable Privacy-Preserving Distributed Learning. (2020). arXiv:cs.CR/2005.09532
- [17] Clement Fung, Chris J. M. Yoon, and Ivan Beschastnikh. 2020. The Limitations of Federated Learning in Sybil Settings. In *23rd International Symposium on Research in Attacks, Intrusions and Defenses (RAID 2020)*. USENIX Association, San Sebastian, 301–316. <https://www.usenix.org/conference/raid2020/presentation/fung>
- [18] Karan Ganju, Qi Wang, Wei Yang, Carl A. Gunter, and Nikita Borisov. 2018. Property Inference Attacks on Fully Connected Neural Networks Using Permutation Invariant Representations. In *Proceedings of the 2018 ACM SIGSAC Conference on Computer and Communications Security (CCS ’18)*. Association for Computing Machinery, New York, NY, USA, 619–633. <https://doi.org/10.1145/3243734.3243834>
- [19] L. A. Gatys, A. S. Ecker, and M. Bethge. 2016. Image Style Transfer Using Convolutional Neural Networks. In *2016 IEEE Conference on Computer Vision and Pattern Recognition (CVPR)*. 2414–2423. <https://doi.org/10.1109/CVPR.2016.265>
- [20] Ian Goodfellow, Jean Pouget-Abadie, Mehdi Mirza, Bing Xu, David Warde-Farley, Sherjil Ozair, Aaron Courville, and Yoshua Bengio. 2014. Generative Adversarial Nets. In *Advances in Neural Information Processing Systems*, Z. Ghahramani, M. Welling, C. Cortes, N. Lawrence, and K. Q. Weinberger (Eds.), Vol. 27. Curran Associates, Inc., 2672–2680.
- [21] Ishaan Gulrajani, Faruk Ahmed, Martin Arjovsky, Vincent Dumoulin, and Aaron C Courville. 2017. Improved Training of Wasserstein GANs. In *Advances in Neural Information Processing Systems*, I. Guyon, U. V. Luxburg, S. Bengio, H. Wallach, R. Fergus, S. Vishwanathan, and R. Garnett (Eds.), Vol. 30. Curran Associates, Inc., 5767–5777.
- [22] Otkrist Gupta and Ramesh Raskar. 2018. Distributed learning of deep neural network over multiple agents. *Journal of Network and Computer Applications* 116 (2018), 1–8. <https://doi.org/10.1016/j.jnca.2018.05.003>
- [23] M. Hao, H. Li, X. Luo, G. Xu, H. Yang, and S. Liu. 2020. Efficient and Privacy-Enhanced Federated Learning for Industrial Artificial Intelligence. *IEEE Transactions on Industrial Informatics* 16, 10 (2020), 6532–6542. <https://doi.org/10.1109/TII.2019.2945367>
- [24] Briland Hitaj, Giuseppe Ateniese, and Fernando Perez-Cruz. 2017. Deep Models Under the GAN: Information Leakage from Collaborative Deep Learning. In *Proceedings of the 2017 ACM SIGSAC Conference on Computer and Communications Security (CCS ’17)*. Association for Computing Machinery, New York, NY, USA, 603–618. <https://doi.org/10.1145/3133956.3134012>
- [25] Andrew G. Howard, Menglong Zhu, Bo Chen, Dmitry Kalenichenko, Weijun Wang, Tobias Weyand, Marco Andreetto, and Hartwig Adam. 2017. MobileNets: Efficient Convolutional Neural Networks for Mobile Vision Applications. *CoRR* abs/1704.04861 (2017). arXiv:1704.04861
- [26] J. Kang, Z. Xiong, D. Niyato, S. Xie, and J. Zhang. 2019. Incentive Mechanism for Reliable Federated Learning: A Joint Optimization Approach to Combining Reputation and Contract Theory. *IEEE Internet of Things Journal* 6, 6 (2019), 10700–10714. <https://doi.org/10.1109/JIOT.2019.2940820>
- [27] Jakub Konečný, H. Brendan McMahan, Daniel Ramage, and Peter Richtárik. 2016. Federated Optimization: Distributed Machine Learning for On-Device Intelligence. (2016). arXiv:cs.LG/1610.02527
- [28] Jakub Konečný, H. Brendan McMahan, Felix X. Yu, Peter Richtárik, Ananda Theertha Suresh, and Dave Bacon. 2017. Federated Learning: Strategies for Improving Communication Efficiency. (2017). arXiv:cs.LG/1610.05492
- [29] Brenden M. Lake, Ruslan Salakhutdinov, and Joshua B. Tenenbaum. 2015. Human-level concept learning through probabilistic program induction. *Science* 350, 6266 (2015), 1332–1338. <https://doi.org/10.1126/science.aab3050> arXiv:https://science.sciencemag.org/content/350/6266/1332.full.pdf
- [30] M. Langer, Z. He, W. Rahayu, and Y. Xue. 2020. Distributed Training of Deep Learning Models: A Taxonomic Perspective. *IEEE Transactions on Parallel and Distributed Systems* 31, 12 (2020), 2802–2818. <https://doi.org/10.1109/TPDS.2020.3003307>
- [31] Ziwei Liu, Ping Luo, Xiaogang Wang, and Xiaoou Tang. 2015. Deep Learning Face Attributes in the Wild. In *Proceedings of International Conference on Computer Vision (ICCV)*.
- [32] Maarten G. Poirot, Praneeth Vepakomma, Ken Chang, Jayashree Kalpathy-Cramer, Rajiv Gupta, and Ramesh Raskar. 2019. Split Learning for collaborative deep learning in healthcare. (2019). arXiv:cs.LG/1912.12115
- [33] F. Sattler, S. Wiedemann, K. R. Müller, and W. Samek. 2020. Robust and Communication-Efficient Federated Learning From Non-i.i.d. Data. *IEEE Transactions on Neural Networks and Learning Systems* 31, 9 (2020), 3400–3413. <https://doi.org/10.1109/TNNLS.2019.2944481>
- [34] Reza Shokri and Vitaly Shmatikov. 2015. Privacy-Preserving Deep Learning. In *Proceedings of the 22nd ACM SIGSAC Conference on Computer and Communications Security (CCS ’15)*. Association for Computing Machinery, New York, NY, USA, 1310–1321. <https://doi.org/10.1145/2810103.2813687>
- [35] Abhishek Singh, Praneeth Vepakomma, Otkrist Gupta, and Ramesh Raskar. 2019. Detailed comparison of communication efficiency of split learning and federated learning. (2019). arXiv:cs.LG/1909.09145
- [36] Chandra Thapa, M. A. P. Chamikara, and Seyit Camtepe. 2020. SplitFed: When Federated Learning Meets Split Learning. (2020). arXiv:cs.LG/2004.12088

- [37] Praneeth Vepakomma, Otkrist Gupta, Abhimanyu Dubey, and Ramesh Raskar. 2019. Reducing leakage in distributed deep learning for sensitive health data. (05 2019).
- [38] Praneeth Vepakomma, Otkrist Gupta, Tristan Swedish, and Ramesh Raskar. 2018. Split learning for health: Distributed deep learning without sharing raw patient data. (2018). arXiv:cs.LG/1812.00564
- [39] Praneeth Vepakomma, Tristan Swedish, Ramesh Raskar, Otkrist Gupta, and Abhimanyu Dubey. 2018. No Peek: A Survey of private distributed deep learning. (2018). arXiv:cs.LG/1812.03288
- [40] C. Wang, X. Wei, and P. Zhou. 2020. Optimize Scheduling of Federated Learning on Battery-powered Mobile Devices. In *2020 IEEE International Parallel and Distributed Processing Symposium (IPDPS)*. 212–221. <https://doi.org/10.1109/IPDPS47924.2020.00031>
- [41] Han Xiao, Kashif Rasul, and Roland Vollgraf. 2017. Fashion-MNIST: a Novel Image Dataset for Benchmarking Machine Learning Algorithms. (2017). arXiv:cs.LG/1708.07747

APPENDICES

A ARCHITECTURES

The employed architectures are reported in Table .1. For the definition of convolutional layers we use the notation:

“(number of filters, kernel size, stride, activation function)”,

whereas for dense layers:

“(number of nodes, activation function)”.

The residual block used to build the discriminator D is described in Algorithm 1.

To construct the clients’ network f , we use a standard convolutional neural network (CNN) composed of convolutional layers and pooling layers. The attacker’s network \tilde{f} outputs a tensor with the same shape of f but diverges in every other parameter. Besides being a CNN as well, f builds on different kernel sizes, kernel numbers, and activation functions; \tilde{f} does not include pooling layers but reduces kernel’s width by a larger stride in the convolutional layers.

In our experiments, we have intentionally chosen the architectures of f and \tilde{f} to be different. Our aim is to be compliant with the defined threat model. However, we observed that choosing \tilde{f} to be similar to f speeds up the attack procedure significantly.

Table A.1 reports additional hyper-parameters adopted during the attack.

A.1 Style Transfer

To implement the style regularization we used a pre-trained *MobileNet*. We used this model for its computational efficiency, however more accurate results can be obtained using full-fledged models such as a *ResNet* or a *Inception* network. We construct the loss over 5 different intermediate network’s representations. In particular, we used the output of the first 5 point-wise layers, including batch-normalization and *ReLU* [25]. In computing the distance between the Gram matrices of the layers, we do not apply any weighting; all representations have an equal impact on the loss.

Table A.1: Other hyper-parameters used during the Feature-space hijacking attack.

Optimizer f	Adam with $lr = 0.0001$
Optimizer \tilde{f} and \tilde{f}^{-1}	Adam with $lr = 0.0001$
Optimizer D	Adam with $lr = 0.0001$
Weight gradient penalty D	50.0
Weight style loss	1000.0

Algorithm 1: Residual Block: residualBlock:

Data: number of filters: nf , input tensor: x_{in}

```

1  $x = \text{ReLU}(x_{in})$ ;
2  $x = \text{2D-Conv}(nf, 3, (1,1))$ ;
3  $x = \text{ReLU}(x)$ ;
4  $x = \text{2D-Conv}(nf, 3, (1,1))$ ;
5 return  $x_{in} + 0.3 \cdot x$ 

```

B THE SECURITY OF SPLIT LEARNING AGAINST MALICIOUS CLIENTS

In recent works [39], the authors claim that the splitting methodology could prevent client-side attacks that were previously devised against federated learning, such as the GAN-based attack [24]. In reality, we show that the attacks in [24] remain applicable even within the split learning framework.

Algorithm 2: GAN-based attack [24] in split learning.

Data: Number of training iterations: I

```

/* Initialize the local generative model */
1  $G = \text{initGenerator}()$ ;
2 for  $i$  to  $I$  do
3   /* Download updated network splits */
4    $f, f' = \text{get\_models}()$ ;
5   /* -- Start distributed forward-propagation */
6   /* Sample data instances from  $G$  */
7    $x \sim G$ ;
8   /* Apply initial layers */
9    $z = f(x)$ ;
10  /* Send network's activation to the server and get  $z = s(f(x))$  back */
11   $z' = \text{splitnn\_forward}(z)$ ;
12  /* Apply final layers and compute the probability for each class */
13   $p = f'(z')$ ;
14  /* Loss: maximize probability of class  $y_t$  given  $G$  as input */
15   $\mathcal{L} = \log(p_{y_t})$ ;
16  /* -- Start distributed back-propagation */
17  /* Compute local gradient till  $s$  */
18   $y' = \text{applyBackProp}(\mathcal{L}, f')$ ;
19  /* Send back. error to the server and receive error till  $f$  */
20   $\gamma = \text{splitnn\_backforward}(y')$ ;
21  /* Apply back. to  $f$  and  $G$  locally */
22   $\text{applyBackProp}(\gamma, f(G))$ ;

```

Table .1: Architectures used for running the Feature-space hijacking attack.

f	\tilde{f}	\tilde{f}^{-1}	D	C_{att}
2D-Conv(64, 5, (1,1), ReLU) maxPolling((2,2)) 2D-Conv(128, 5, (1,1), ReLU) maxPolling((2,2)) 2D-Conv(256, 5, (1,1), ReLU) maxPolling((2,2))	2D-Conv(128, 3, (2,2), swish) 2D-Conv(128, 3, (2,2), swish) 2D-Conv(256, 3, (2,2), ReLU)	2D-ConvTrans(256, 3, (2,2), ReLU) 2D-ConvTrans(128, 3, (2,2), ReLU) 2D-ConvTrans(3, 3, (2,2), tanh)	2D-Conv(256, 3, (1,1), ReLU) residualBlock(256) residualBlock(256) residualBlock(256) residualBlock(256) 2D-Conv(256, 3, (2,2), ReLU) dense(1, sigmoid)	dense(1, sigmoid)

GAN-based attack. The attack [24] works against the collaborative learning of a classifier C trained to classify n classes, say y_1, \dots, y_n . Here, a malicious client intends to reveal prototypical examples of a target class y_t , held by one or more honest clients. During the attack, the malicious client exerts control over a class $y_{\tilde{t}}$ that is used to actively poison the trained model and improve the reconstruction of instances y_t .

To perform the inference attack, the malicious client trains a local generative model G to generate instances of the target class y_t . During each iteration, the attacker samples images from G , assigns the label $y_{\tilde{t}}$ to these instances, and uses them to train the model C according to the learning protocol. Once the clients have contributed their training parameters, the attacker downloads the updated model C from the server and uses it as the discriminator [20] to train the generative model G . In particular, the confidence of C on the class y_t is used as the discriminator's output and is maximized in the loss function of G .

GAN-based attack on split learning. Under the same threat model, the attack can be seamlessly performed on split learning. Considering the private-label case (i.e., Figure 1b), a malicious client has full control of the learning process of the shared model C and can set up an attack virtually equivalent to the one performed on federated learning. Here, the attacker can train a generator G by using the distributed model $C = f'(s(f(\cdot)))$ as the discriminator by altering the loss computation that is performed locally. This procedure is schematized in Algorithm 2. For simplicity, we report only the version where the attacker does not adaptively poison the model. However, the adaptive version can be trivially implemented by splitting each training batch into two halves: one for training the discriminator and one dedicated to poisoning the model.