

# Coarse-to-Fine Entity Representations for Document-level Relation Extraction

Damai Dai<sup>1\*</sup>, Jing Ren<sup>1\*</sup>, Shuang Zeng<sup>1</sup>, Baobao Chang<sup>1,2</sup>, Zhifang Sui<sup>1,2</sup>

<sup>1</sup>MOE Key Lab of Computational Linguistics, School of EECS, Peking University

<sup>2</sup>Peng Cheng Laboratory, China

{daidamai,rjj,zengs,chbb,szf}@pku.edu.cn

## Abstract

Document-level Relation Extraction (RE) requires extracting relations expressed within and across sentences. Recent works show that graph-based methods, usually constructing a document-level graph that captures document-aware interactions, can obtain useful entity representations thus helping tackle document-level RE. These methods either focus more on the entire graph, or pay more attention to a part of the graph, e.g., paths between the target entity pair. However, we find that document-level RE may benefit from focusing on both of them simultaneously. Therefore, to obtain more comprehensive entity representations, we propose the **Coarse-to-Fine Entity Representation model (CFER)** that adopts a coarse-to-fine strategy involving two phases. First, CFER uses graph neural networks to integrate global information in the entire graph at a coarse level. Next, CFER utilizes the global information as a guidance to selectively aggregate path information between the target entity pair at a fine level. In classification, we combine the entity representations from both two levels into more comprehensive representations for relation extraction. Experimental results on a large-scale document-level RE dataset show that CFER achieves better performance than previous baseline models. Further, we verify the effectiveness of our strategy through elaborate model analysis.<sup>1</sup>

## 1 Introduction

Relation Extraction (RE) aims to extract semantic relations between named entities from plain text. It is an efficient way to acquire structured knowledge automatically, thus benefiting various natural language processing (NLP) applications (Yih et al. 2015; Yu et al. 2017; Zhang et al. 2017), especially knowledge graph construction (Luan et al. 2018). Most of the previous RE works focus on the sentence level, i.e., they extract the relations within only a single sentence (Zeng et al. 2014a, 2015; Zhou et al. 2016; Lin et al. 2016). However, in real-world scenarios, sentence-level RE models may omit some inter-sentence relations while a considerable number of relations are expressed beyond a single sentence but across multiple sentences in a long document (Yao et al. 2019). Therefore, document-level RE has attracted much attention in recent years.

\*Equal Contribution.

<sup>1</sup>We will release our code once the paper is officially accepted.

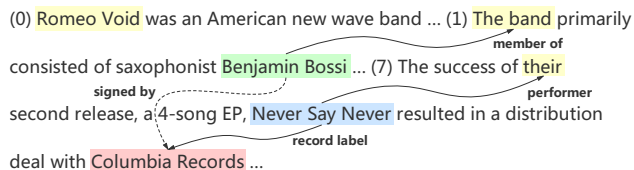


Figure 1: An example for document-level RE. Word spans with background colors denote the mentions. Mentions that refer to the same entity have the same background color. The solid lines denote intra-sentence relations. The dotted line denotes an inter-sentence relation. Document-level RE requires extracting both intra- and inter-sentence relations between all the target entity pairs.

Figure 1 shows an example document and corresponding relational facts for document-level RE. In the example, to extract the relation between *Benjamin Bossi* and *Columbia Records*, two entities separated by several sentences, we need the following inference steps. First, we need to know that *Benjamin Bossi* is a member of *Romeo Void*. Next, we need to infer that *Never Say Never* is performed by *Romeo Void*, and released by *Columbia Records*. Based on these facts above, we can draw a conclusion that *Benjamin Bossi* is signed by *Columbia Records*. The example indicates that, to tackle document-level RE, a model needs the ability to capture the interactions between long-distance entities. In addition, since an entire document has an extremely long text, a model also needs the ability to integrate more global contextual information for words.

Recent works show that graph-based methods can obtain useful entity representations thus helping tackle document-level RE. These methods usually construct a document-level graph, which represents words as nodes and uses edges between them to capture document-aware interactions. To obtain entity representations for relation extraction, some of them use graph neural networks (GNN) (Marcheggiani and Titov 2017; Guo et al. 2019) to integrate neighborhood information for each node (Sahu et al. 2019; Nan et al. 2020). Although they consider the entire graph structure, they may fail to model the interactions between long-distance entities due to the inherent over-smoothing problem in GNN (Li, Han, and Wu 2018). Other works attempt to encode path in-

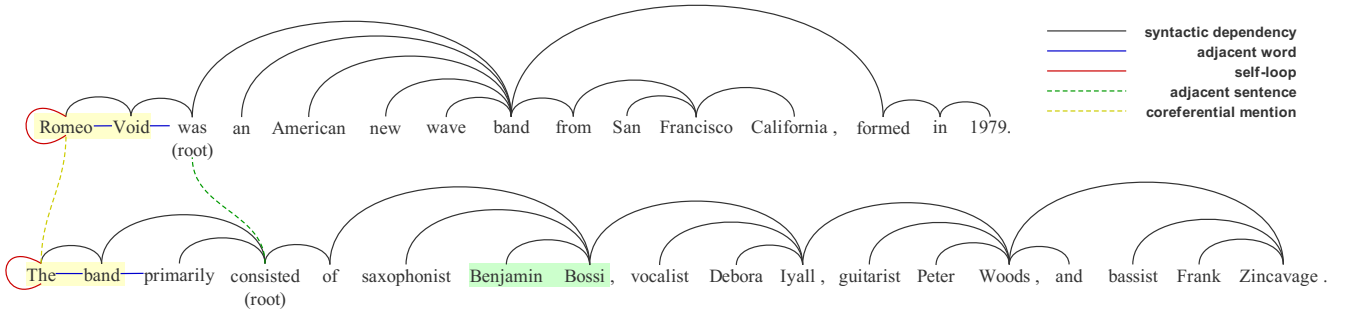


Figure 2: An illustration of a document-level graph corresponding to a two-sentence document. Each node in the graph corresponds to a word in the document. We design five categories of edges to connect nodes in the graph. For the simplicity of the illustration, we omit some self-loop edges and adjacent word edges.

formation between the target entity pair in the graph (Quirk and Poon 2017; Gupta et al. 2019; Christopoulou, Miwa, and Ananiadou 2019). They have the ability to alleviate the problem of modeling long-distance entity interactions, but they may fail to capture more global contextual information since they usually integrate only local contextual information for nodes in the graph. Therefore, to obtain more comprehensive entity representations, it is necessary to find a way to integrate global contextual information and model long-distance entity interactions simultaneously.

In this paper, we propose the **Coarse-to-Fine Entity Representation model (CFER)** to obtain comprehensive entity representations for document-level RE. More specifically, we first construct a document-level graph that captures rich document-aware interactions, reflected by syntactic dependencies, adjacent word connections, cross-sentence connections, and coreferential mention interactions. Based on the constructed graph, we design a coarse-to-fine strategy with two phases. First, we use Densely Connected Graph Convolutional Networks (DCGCN) (Huang et al. 2017; Guo et al. 2019) to integrate global contextual information in the entire graph at a coarse level. Next, we adopt an attention-based path encoding mechanism, which takes the global contextual information as a guidance, to selectively aggregate path information between the potentially long-distance target entity pair at a fine level. Given the entity representations from both two levels that feature global contextual information and long-distance interactions, respectively, we can obtain more comprehensive entity representations for relation extraction by combining them.

Our contributions are summarized as follows:

- We propose a novel document-level RE model called **CFER**. It uses a coarse-to-fine strategy to integrate global contextual information and model long-distance interactions between the target entities simultaneously, thus obtaining comprehensive entity representations.
- Experiments on a large-scale document-level RE dataset show that our model achieves better performance than previous baseline models.
- Analysis of our model reveals the effectiveness of our coarse-to-fine strategy, and further highlights the robustness of our model to the uneven label distribution.

## 2 Methodology

### 2.1 Task Formulation

Let  $\mathcal{D}$  denote a document consisting of  $N$  sentences  $\mathcal{D} = \{s_i\}_{i=1}^N$ , where  $s_i = \{w_j\}_{j=1}^M$  denotes the  $i$ -th sentence containing  $M$  words denoted by  $w_j$ . Let  $\mathcal{E}$  denote an entity set containing  $P$  entities  $\mathcal{E} = \{e_i\}_{i=1}^P$ , where  $e_i = \{m_j\}_{j=1}^Q$  denotes the coreferential mention set of the  $i$ -th entity, containing  $Q$  word spans of corresponding mentions denoted by  $m_j$ . Given  $\mathcal{D}$  and  $\mathcal{E}$ , document-level RE requires extracting all the relational facts in the form of triplets, i.e., extracting  $\{(e_i, r, e_j) | e_i, e_j \in \mathcal{E}, r \in \mathcal{R}\}$ , where  $\mathcal{R}$  is a pre-defined relation category set. Since an entity pair may have multiple semantic relations, we formulate document-level RE as a multi-label classification task.

### 2.2 Document-level Graph Construction

Given a document, we first construct a document-level graph that captures rich document-aware interactions, reflected by syntactic dependencies, adjacent word connections, cross-sentence connections, and coreferential mention interactions. Figure 2 shows an example document-level graph corresponding to a two-sentence document. The graph regards words in the document as nodes and captures document-aware interactions by five categories of edges. These undirected edges are described as follows.

**Syntactic dependency edge:** Syntactic dependency information is proved effective for document-level or cross-sentence RE in previous works (Sahu et al. 2019; Gupta et al. 2019; Peng et al. 2017; Song et al. 2018). Therefore, we use the dependency parser in spaCy<sup>2</sup> to parse the syntactic dependency tree for each sentence. After that, we add edges between all node pairs that have dependency relations.

**Adjacent word edge:** Quirk and Poon (2017) point out that adding edges between adjacent words can mitigate the dependency parser errors. Therefore, we add edges between all node pairs that are adjacent in the document.

**Self-loop edge:** For a node, in addition to its neighborhood information, the historical information of the node itself is

<sup>2</sup><https://spacy.io/>

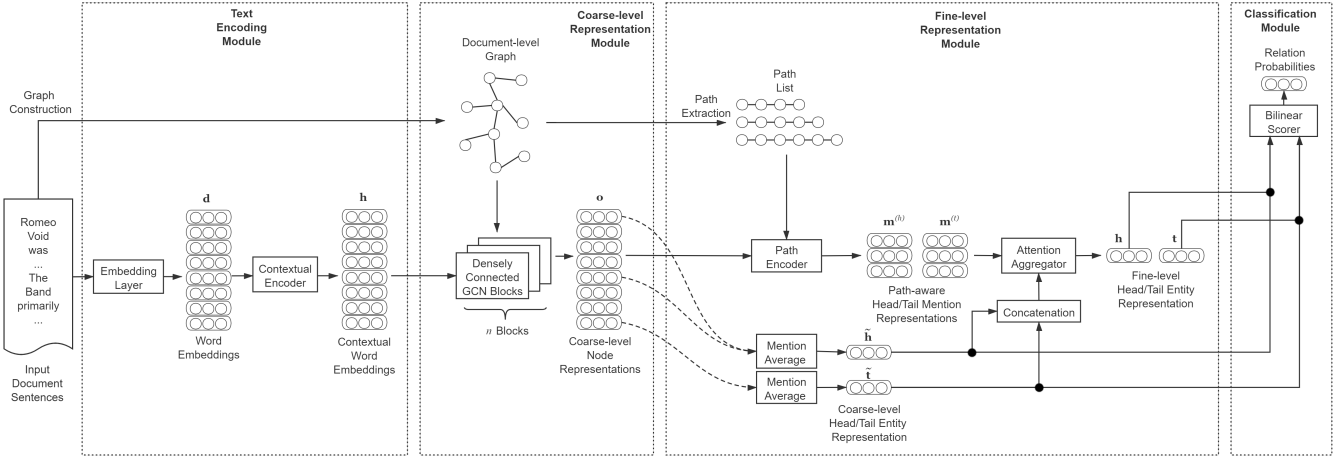


Figure 3: An illustration of our proposed model, CFER. It is composed of four modules: a text encoding module, a coarse-level representation module, a fine-level representation module, and a classification module.

also essential in information integration. Therefore, we add a self-loop edge for each node.

**Adjacent sentence edge:** To ensure that information can be integrated across sentences, for each adjacent sentence pair, we add an edge between their dependency tree roots.

**Coreferential mention edge:** Coreferential mentions may share information captured from their respective contexts with each other. This could be regarded as global cross-sentence interactions. Therefore, we add edges between the first words of all mention pairs that refer to the same entity.

### 2.3 Coarse-to-Fine Entity Representations

In this subsection, we describe our proposed **Coarse-to-Fine Entity Representation model (CFER)** in detail. As shown in Figure 3, our model is composed of a text encoding module, a coarse-level representation module, a fine-level representation module, and a classification module.

**Text Encoding Module:** This module aims to encode each word in the document as a vector with text contextual information. The text encoding module consists of an embedding layer and a contextual encoder.

At the embedding layer, we use pretrained GloVe (Pennington, Socher, and Manning 2014) embeddings or the pretrained BERT (Devlin et al. 2019) model to represent each word as a dense embedding vector. This layer outputs a set of word embeddings  $\mathbf{d}_i \in \mathbb{R}^{d_e}$ , where  $i$  denotes the word index in the document,  $d_e$  denotes the embedding dimension.

After the embedding layer, we use a contextual encoder to further integrate text contextual information for each word. Specifically, we adopt a Bi-GRU (Cho et al. 2014; Schuster and Paliwal 1997) model as the contextual encoder:

$$\vec{\mathbf{h}}_i = \overrightarrow{\text{GRU}}(\vec{\mathbf{h}}_{i-1}, \mathbf{d}_i), \quad (1)$$

$$\overleftarrow{\mathbf{h}}_i = \overleftarrow{\text{GRU}}(\overleftarrow{\mathbf{h}}_{i+1}, \mathbf{d}_i), \quad (2)$$

where  $\vec{\mathbf{h}}_i, \overleftarrow{\mathbf{h}}_i \in \mathbb{R}^{d_h/2}$  are the forward and backward GRU hidden states of the  $i$ -th word, respectively, with  $d_h$  denoting the hidden dimension. We concatenate the hidden states

of two directions to obtain the outputs of the contextual encoder:  $\mathbf{h}_i = [\vec{\mathbf{h}}_i; \overleftarrow{\mathbf{h}}_i] \in \mathbb{R}^{d_h}$ .

**Coarse-level Representation Module:** This module aims to integrate local and global contextual information in the entire document-level graph. As indicated by Guo et al. (2019), Densely Connected Graph Convolutional Networks (DCGCN) have the ability to capture rich local and global contextual information. Therefore, we adopt DCGCN layers as the coarse-level representation module. DCGCN layers are organized into  $n$  blocks and the  $k$ -th block has  $m_k$  sub-layers. At the  $l$ -th sub-layer in block  $k$ , the calculation for node  $i$  is defined as

$$\mathbf{h}_i^{(k,l)} = \text{ReLU} \left( \sum_{j \in \mathcal{N}(i)} \mathbf{W}^{(k,l)} \hat{\mathbf{h}}_j^{(k,l)} + \mathbf{b}^{(k,l)} \right), \quad (3)$$

$$\hat{\mathbf{h}}_j^{(k,l)} = [\mathbf{x}_j^{(k)}; \mathbf{h}_j^{(k,1)}; \dots; \mathbf{h}_j^{(k,l-1)}], \quad (4)$$

where  $\mathbf{x}_j^{(k)} \in \mathbb{R}^{d_h}$  is the block input of node  $j$ .  $\mathbf{h}_i^{(k,l)} \in \mathbb{R}^{d_h/m_k}$  is the output of node  $i$  at the  $l$ -th sub-layer in block  $k$ .  $\hat{\mathbf{h}}_j^{(k,l)} \in \mathbb{R}^{d_h+(l-1)d_h/m_k}$  is the neighborhood input, obtained by concatenating  $\mathbf{x}_j^{(k)}$  and the outputs of node  $j$  from all previous sub-layers in the same block.  $\mathbf{W}^{(k,l)}$  and  $\mathbf{b}^{(k,l)}$  are trainable parameters.  $\mathcal{N}(i)$  denotes the neighbor set of node  $i$  in the document-level graph. Finally, block  $k$  adds up the block input and the concatenation of all sub-layer outputs, and then adopts a fully connected layer to compute the block output  $\mathbf{o}_i^{(k)} \in \mathbb{R}^{d_h}$ :

$$\mathbf{o}_i^{(k)} = \text{FC} \left( \mathbf{x}_i^{(k)} + [\mathbf{h}_i^{(k,1)}; \dots; \mathbf{h}_i^{(k,m_k)}] \right). \quad (5)$$

Finally, we take the output of the final block  $\mathbf{o}_i^{(n)}$  as the output of the coarse-level representation module.

**Fine-level Representation Module:** The coarse-level representations can capture rich contextual information, but may fail to model long-distance entity interactions. Taking the global contextual information as a guidance, the fine-level

representation module aims to utilize path information between the target entity pair to alleviate this problem. This module adopts an attention-based path encoding mechanism based on a path encoder and an attention aggregator.

For a target entity pair  $(e_1, e_2)$ , we denote the numbers of their corresponding mentions as  $|e_1|$  and  $|e_2|$ , respectively. We first extract  $|e_1| \times |e_2|$  shortest paths between all mention pairs in a subgraph that contains only syntactic dependency and adjacent sentence edges. For the  $i$ -th path  $[w_1, \dots, w_{len_i}]$ , we then adopt a Bi-GRU model as the path encoder to compute the path-aware mention representations:

$$\overrightarrow{\mathbf{p}}_{i,j} = \overrightarrow{\text{GRU}}(\overrightarrow{\mathbf{p}}_{i,j-1}, \mathbf{o}_{w_j}^{(n)}), \quad (6)$$

$$\overleftarrow{\mathbf{p}}_{i,j} = \overleftarrow{\text{GRU}}(\overleftarrow{\mathbf{p}}_{i,j+1}, \mathbf{o}_{w_j}^{(n)}), \quad (7)$$

$$\mathbf{m}_i^{(h)} = \overleftarrow{\mathbf{p}}_{i,1}, \quad \mathbf{m}_i^{(t)} = \overrightarrow{\mathbf{p}}_{i,len_i}, \quad (8)$$

where  $\overrightarrow{\mathbf{p}}_{i,j}, \overleftarrow{\mathbf{p}}_{i,j} \in \mathbb{R}^{d_h}$  are the forward and backward GRU hidden states of the  $j$ -th node in the  $i$ -th path, respectively.  $\mathbf{m}_i^{(h)}, \mathbf{m}_i^{(t)} \in \mathbb{R}^{d_h}$  are the path-aware representations of the head and tail mentions in the  $i$ -th path, respectively.

Since not all the paths contain useful information, we design an attention aggregator, which takes the global contextual information as a guidance, to selectively aggregate the path-aware mention representations:

$$\tilde{\mathbf{h}} = \frac{1}{|e_1|} \sum_{j \in e_1} \mathbf{o}_j^{(n)}, \quad \tilde{\mathbf{t}} = \frac{1}{|e_2|} \sum_{j \in e_2} \mathbf{o}_j^{(n)}, \quad (9)$$

$$\alpha_i = \text{Softmax}(\mathbf{W}_a[\tilde{\mathbf{h}}; \tilde{\mathbf{t}}; \mathbf{m}_i^{(h)}; \mathbf{m}_i^{(t)}] + \mathbf{b}_a), \quad (10)$$

$$\mathbf{h} = \sum_i \mathbf{m}_i^{(h)} \cdot \alpha_i, \quad \mathbf{t} = \sum_i \mathbf{m}_i^{(t)} \cdot \alpha_i, \quad (11)$$

where  $\tilde{\mathbf{h}}, \tilde{\mathbf{t}} \in \mathbb{R}^{d_h}$  are the coarse-level head and tail entity representations, respectively, which are computed by averaging their corresponding coarse-level mention representations.  $\mathbf{W}_a$  and  $\mathbf{b}_a$  are trainable parameters.  $\mathbf{h}, \mathbf{t} \in \mathbb{R}^{d_h}$  are the path-aware fine-level representations of the head and tail entities, respectively.

**Classification Module:** In this module, we combine the entity representations from both two levels to obtain comprehensive representations that capture both global contextual information and long-distance entity interactions. Next, we predict the probability of each relation by a bilinear scorer:

$$P(r|e_1, e_2) = \text{Sigmoid}([\tilde{\mathbf{h}}; \mathbf{h}]^T \mathbf{W}_c [\tilde{\mathbf{t}}; \mathbf{t}] + \mathbf{b}_c)_r, \quad (12)$$

where  $\mathbf{W}_c \in \mathbb{R}^{2d_h \times n_r \times 2d_h}$  and  $\mathbf{b}_c \in \mathbb{R}^{n_r}$  are trainable parameters with  $n_r$  denoting the number of relation categories.

## 2.4 Optimization Objective

Considering that an entity pair may have multiple relations, we choose the binary cross entropy loss between the ground truth label  $y_r$  and  $P(r|e_1, e_2)$  as the optimization objective:

$$\mathcal{L} = - \sum_r \left( y_r \cdot \log(P(r|e_1, e_2)) + (1 - y_r) \cdot \log(1 - P(r|e_1, e_2)) \right). \quad (13)$$

## 3 Experiments and Analysis

### 3.1 Dataset

We evaluate our model on a large-scale human-annotated dataset, DocRED (Yao et al. 2019). It is constructed from Wikipedia and Wikidata (Vrandečić and Krötzsch 2014), and is currently the largest human-annotated dataset for general domain document-level RE. It contains 5,053 documents, 132,375 entities and 56,354 relational facts divided into 96 relation categories. Among the annotated documents, 3,053 are used for training, 1,000 are used for development, and 1,000 are used for testing. Among the relational facts, at least 40.7% require reading multiple sentences.

### 3.2 Baselines

We select 14 existing models on three tracks for comparison.

(1) **Baseline track:** On this track, we select four baseline models proposed along with DocRED (Yao et al. 2019), including a **CNN** model (Zeng et al. 2014b), an **LSTM** model (Hochreiter and Schmidhuber 1997), a **Bi-LSTM** model (Cai, Zhang, and Wang 2016), and the **Context-Aware** model (Sorokin and Gurevych 2017). These four models are all text-based without constructing a graph.

(2) **Non-BERT track:** On this track, we select six models without using BERT (Devlin et al. 2019). **GAT** (Velickovic et al. 2018), **GCNN** (Sahu et al. 2019), **AGGCN** (Guo, Zhang, and Lu 2019), and **LSR-GloVe** (Nan et al. 2020) are graph-based models that leverage GNN to encode nodes. Different from the above four models, **EoG** (Christopoulou, Miwa, and Ananiadou 2019) is an edge-oriented graph-based model. **HIN-GloVe** (Tang et al. 2020) is a text-based model and it has a hierarchical architecture to make full use of information from several levels. Our model with GloVe (**CFER-GloVe**) is also on this track.

(3) **BERT track:** On this track, we select four models that adopt BERT. **BERT-Two-Step** (Wang et al. 2019) is a text-based model that first predicts the existence of relations and then predicts the specific relations. **HIN-BERT<sub>Base</sub>** and **LSR-BERT<sub>Base</sub>** are the BERT versions of HIN-GloVe and LSR-GloVe, respectively. **CorefBERT<sub>Base</sub>** (Ye et al. 2020) is another text-based model designed to capture the relations between coreferential noun phrases. Our model with BERT (**CFER-BERT<sub>Base</sub>**) is also on this track. For a fair comparison, all of the models on the BERT track adopt BERT<sub>Base</sub> instead of other pretrained models.

### 3.3 Experimental Settings

We tune hyper-parameters on the development set. Generally, we use AdamW (Loshchilov and Hutter 2017) as the optimizer, set the batch size to 16, set the dropout rate to 0.2, and use the DCGCN consisting of two blocks with 3 and 4 sub-layers, respectively. For CFER-GloVe, we set the initial learning rate to  $10^{-3}$ , the embedding dimension to 300, and the hidden dimension to 300. For CFER-BERT<sub>Base</sub>, we set the initial learning rate for BERT modules to  $10^{-5}$ , the initial learning rate for other modules to  $10^{-3}$ , the embedding dimension to 768, and the hidden dimension to 300.<sup>3</sup>

<sup>3</sup>More details of hyper-parameters are shown in the Appendix.

Model	Dev		Test	
	Ign F1	F1	Ign F1	F1
CNN (Yao et al. 2019)	41.58	43.45	40.33	42.26
LSTM (Yao et al. 2019)	48.44	50.68	47.71	50.07
BiLSTM (Yao et al. 2019)	48.87	50.94	48.78	51.06
Context-Aware (Yao et al. 2019)	48.94	51.09	48.40	50.70
GAT* (Velickovic et al. 2018)	45.17	51.44	47.36	49.51
GCNN* (Sahu et al. 2019)	46.22	51.52	49.59	51.62
EoG* (Christopoulou, Miwa, and Ananiadou 2019)	45.94	52.15	49.48	51.82
AGGCN* (Guo, Zhang, and Lu 2019)	46.29	52.47	48.89	51.45
HIN-GloVe (Tang et al. 2020)	<u>51.06</u>	52.95	51.15	53.30
LSR-GloVe (Nan et al. 2020)	48.82	<u>55.17</u>	<u>52.15</u>	<u>54.18</u>
CFER-GloVe (Ours)	<b>54.29</b>	<b>56.40</b>	<b>53.43</b>	<b>55.75</b>
BERT-Two-Step (Wang et al. 2019)	-	54.42	-	53.92
HIN-BERT <sub>Base</sub> (Tang et al. 2020)	54.29	56.31	53.70	55.60
CorefBERT <sub>Base</sub> (Ye et al. 2020)	<u>55.32</u>	57.51	54.54	56.96
LSR-BERT <sub>Base</sub> (Nan et al. 2020)	52.43	<u>59.00</u>	<u>56.97</u>	<u>59.05</u>
CFER-BERT <sub>Base</sub> (Ours)	<b>58.00</b>	<b>60.06</b>	<b>57.89</b>	<b>59.82</b>

Table 1: Main evaluation results on DocRED. **Bold** denotes the best. Underline denotes the second-best. Results with \* are reproduced by Nan et al. (2020) since their original papers do not provide evaluation results on DocRED.

Following previous works, we choose micro **F1** and micro **Ign F1** as the evaluation metrics. Ign F1 denotes F1 excluding relational facts that appear in both the training set and the development or test set. We determine relation-specific thresholds  $\delta_r$  based on the micro F1 on the development set. With these thresholds, we classify a triplet  $(e_1, r, e_2)$  as positive if  $P(r|e_1, e_2) > \delta_r$  or negative otherwise.

### 3.4 Main Results

Table 1 shows the main evaluation results on DocRED. Considering models on the baseline and non-BERT tracks, we have the following observations from Table 1: (1) All the models on the baseline track are text-based, and they achieve the poorest performance. Another text-based model HIN-GloVe achieves relatively high performance, but still cannot exceed LSR-GloVe and CFER-GloVe, two graph-based models. On the whole, graph-based models have significant advantages over text-based models in the task of document-level RE. (2) EoG pays more attention to encoding paths. GAT, GCNN, and AGGCN focus on integrating information on the entire graph. These four models achieve similar performance. This suggests that these two kinds of models have their own characteristics, and no one has overwhelming advantages. (3) LSR-GloVe also focuses on integrating information on the entire graph, but it achieves better performance than other graph-based baselines. This is because it designs a latent structure that can be learned by iterative refinements, thus enabling the model to better integrate information. (4) CFER-GloVe, which integrates global contextual information and model long-distance interactions simultaneously, outperforms all baselines significantly. This verifies the effectiveness of our comprehensive entity representations produced by the coarse-to-fine strategy.

Considering models on the BERT track, we observe from

Table 1 that: (1) Consistent with the conclusion on the baseline and non-BERT tracks, LSR-BERT<sub>Base</sub> and CFER-BERT<sub>Base</sub>, two graph-based models, have significant advantages over the other three text-based models. (2) CFER-BERT<sub>Base</sub> achieves the best performance. In addition, considering that our model uses a static graph instead of a dynamic graph learned by iterative refinements, our graph structure is simpler and sparser than LSR-BERT<sub>Base</sub>. Nevertheless, with a simpler and sparser static graph structure, our model still outperforms LSR-BERT<sub>Base</sub>. This suggests that our coarse-to-fine strategy has the ability to maximize the use of the graph structure thus achieving good performance.

### 3.5 Model Analysis

In this subsection, to explain why and how our model with the coarse-to-fine strategy works, we comprehensively analyze our model by answering four questions.

**What improvement does CFER make?** To explore where our improvement is located, we divide all the 96 relations into 4 categories according to their ground-truth positive label numbers in the development set. We show micro F1 on each category achieved by three models<sup>4</sup> in Figure 4. As shown in the figure, compared to Bi-LSTM, BERT-Two-Step makes more improvement on relations with more than 20 positive labels, denoted by major relations, but less improvement (10.15%) on long-tail relations with less than or equal to 20 positive labels. By contrast, keeping the improvement on major relations, our model makes a much more significant improvement (86.18%) on long-tail relations. Usually, long-tail relations are harder to extract, while our model can better extract them since we can capture both

<sup>4</sup>Here we select only those models with available and bug-free source codes for comparison.

global information and subtle clues that may include special features of long-tail relations. With high performance on long-tail relations, our model narrows the performance gap between major and long-tail relations by 17.22% (from 46.05 of Bi-LSTM to 38.12 of ours). This suggests that our model is more robust to the uneven label distribution.

**Does Fine-level Representations Matter?** We show the ablation experiment results of CFER-GloVe on the development set of DocRED in Table 2. To explore the effectiveness of fine-level representations, we modify our model in three ways: (1) Replace the attention aggregator by a simple mean aggregator (denoted by - *Attention Aggregator*). (2) Replace all used shortest paths by a random shortest path (denoted by - *Multiple Paths*). (3) Remove the whole fine-level representations from the final classification (denoted by - *Fine-level Repr.*). As shown in Table 2, F1 scores of these three modified models decrease by 1.48, 2.72, and 4.12, respectively. This verifies the effectiveness of the fine-level representations. In addition, this also verifies that not all shortest paths contain useful information, and our attention aggregator for multiple paths has the ability to selectively aggregate useful information thus producing better fine-level representations.

**Does Coarse-level Representations Matter?** To explore the effectiveness of coarse-level representations, we modify our model in two ways: (1) Remove the whole coarse-level representations from the final classification (denoted by - *Coarse-level Repr.*). (2) Remove DCGCN blocks (denoted by - *DCGCN Blocks*). As shown in Table 2, F1 scores of these two modified models decrease by 1.14 and 2.08, respectively. This verifies that coarse-level representations can benefit relation extraction. In addition, this also verifies the ability of DCGCN to capture rich local and global contextual information, since the quality of coarse-level representations drops significantly without DCGCN.

**What If Remove Both-level Modules?** We have verified the effectiveness of coarse- and fine-level representations separately. To draw a more credible conclusion, we remove both coarse- and fine-level representation modules (denoted by - *Both-level Modules*) for comparison. This operation makes our model degenerate into a simple version similar to Bi-LSTM. As shown in Table 2, this simple version achieves similar performance to Bi-LSTM as expected. This suggests that our text encoding module is not much different from the Bi-LSTM baseline, and the performance improvement is totally introduced by our coarse-to-fine strategy.

### 3.6 Case Study

Figure 5 shows an extraction case selected from the development set. In this case, CFER-GloVe (- Both-level Modules), a simple version similar to the Bi-LSTM baseline, extracts only two simple relational facts. CFER-GloVe (- Fine-level Repr.) extracts three more relational facts since it adopts DCGCN blocks to integrate richer local and global contextual information. CFER-GloVe (- DCGCN Blocks) makes use of path information to model long-distance entity interactions, and also extracts three more relational facts compared to CFER-GloVe (- Both-level Modules). CFER-GloVe (Full) combines all the advantages of its modified versions. As a result, it extracts the most relational facts.

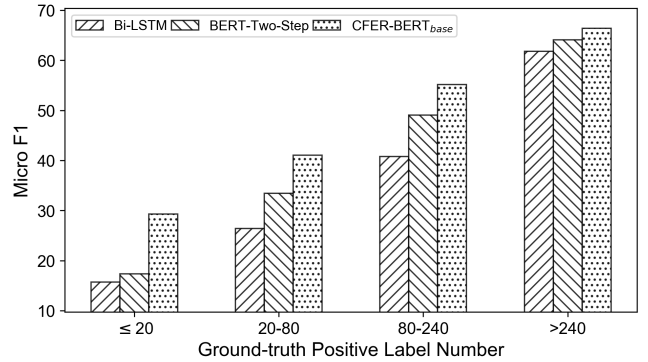


Figure 4: Micro F1 on different categories of relations. Our model makes a much more significant improvement on long-tail relations with fewer positive labels.

Model	F1
CFER-GloVe (Full)	56.40 (-0.00)
- Attention Aggregator	54.92 (-1.48)
- Multiple Paths	53.68 (-2.72)
- Fine-level Repr.	52.28 (-4.12)
- Coarse-level Repr.	55.26 (-1.14)
- DCGCN Blocks	54.32 (-2.08)
- Both-level Modules	51.67 (-4.73)

Table 2: Ablation experiment results of our model on the development set of DocRED.

To reveal how our coarse-to-fine strategy works, we further analyze the relational fact (0, P140, 5), which is extracted by only CFER (Full). In Figure 5, for CFER (Full) and CFER (- DCGCN Blocks), we additionally show several high-weight paths along with their attention weights used for producing fine-level representations. From the shown case, we can find that CFER (Full) gives relatively smooth weights to its high-weight paths. This enables it to aggregate richer path information from several useful paths. In fact, CFER (Full) successfully aggregates both intra-sentence (within sentence 7) and inter-sentence (across sentences 5, 6, and 7) information. By contrast, without the guidance of global contextual information, CFER (- DCGCN Blocks) learns extremely unbalanced weights and pays almost all its attention to a sub-optimal path. As a result, it fails to extract the P140 relation. As for CFER-GloVe (- Fine-level Repr.) and CFER-GloVe (- Both-level Module), they do not consider any path information. Therefore, it is hard for them to achieve as good performance as CFER (Full).

## 4 Related Work

Most of existing RE methods under document-level or cross-sentence settings are graph-based. They usually construct a document-level graph, which represents words as nodes and uses edges between them to capture document-aware interactions. Some of them focus more on integrating informa-



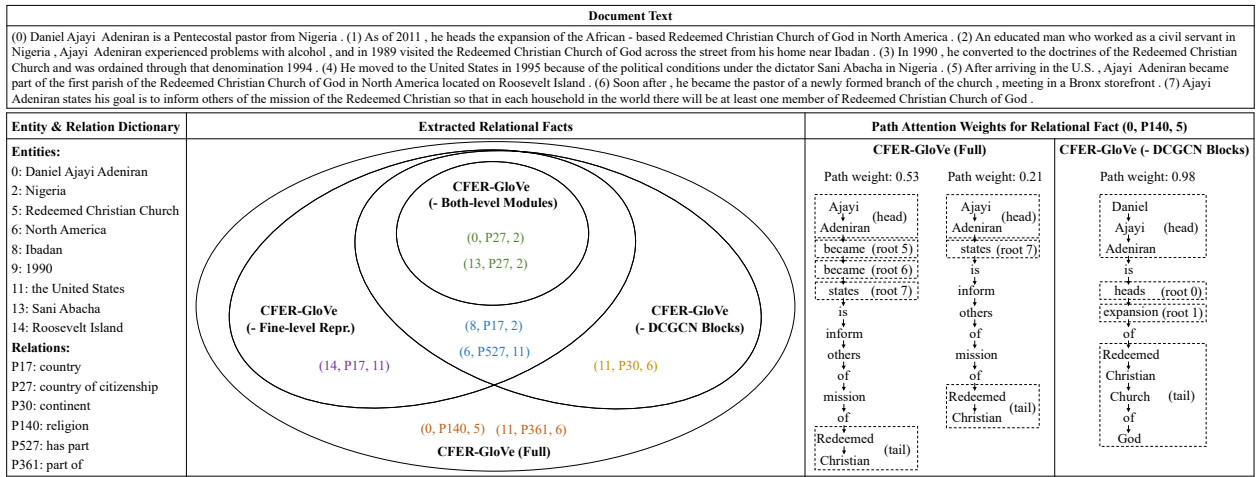


Figure 5: An extraction case from the development set. We show the relational facts extracted by four versions of CFER-GloVe. For CFER-GloVe (Full) and CFER-GloVe (- DCGCN Blocks), we additionally show the paths along with their attention weights used for producing fine-level representations of entity 0 (Daniel Ajayi Adeniran) and entity 5 (Redeemed Christian Church).

tion for each node in the entire graph. Peng et al. (2017) propose the Graph LSTM to encode nodes. Song et al. (2018) design a multi-layer graph with information flowing through layers to avoid calculation loops. Sahu et al. (2019) use a labeled edge GCN (Marcheggiani and Titov 2017) to integrate information and adopt the Multi-Instance Learning (MIL) to address the problem introduced by multiple mentions. Guo, Zhang, and Lu (2019) and Nan et al. (2020) apply graph convolutional networks to a complete graph with weighted edges. The edge weights are iteratively refined by the multi-head self-attention (Vaswani et al. 2017) or structured attention (Kim et al. 2017; Liu and Lapata 2018) mechanisms. Although these methods consider the entire graph structure, they may fail to model the interactions between long-distance entities due to the inherent over-smoothing problem in GNN (Li, Han, and Wu 2018). Other methods attempt to encode path information between the target entity pair in the graph. Quirk and Poon (2017) design feature templates to extract features from multiple paths for classification. Gupta et al. (2019) use dependency subtree representations to augment word embeddings and adopt LSTM (Hochreiter and Schmidhuber 1997) to compute the path representation. Christopoulou, Miwa, and Ananiadou (2019) propose an edge-oriented model that represents paths between the target entity pair as an edge through a walk-based iterative inference mechanism. These methods are able to alleviate the problem of modeling long-distance entity interactions, but they usually integrate only local contextual information for nodes instead of more global contextual information. Compared to existing graph-based methods, our model can not only integrate global contextual information on the entire graph, but also model long-distance entity interactions by utilizing path information, simultaneously.

Besides graph-based methods, there are also text-based methods without constructing a graph. Verga, Strubell, and McCallum (2018) use a transformer (Vaswani et al. 2017) to encode the document and address the problem of multi-

ple mentions by MIL. Singh and Bhatia (2019) attempt to explicitly connect the target entity pair via a context token, and then utilize second-order relations to capture complex and long dependencies. Jia, Wong, and Poon (2019) design a multiscale architecture that learns representations at different scales and then combines them for classification. Wang et al. (2019) adopt BERT (Devlin et al. 2019) to encode the document and predict the existence of relations before predicting the specific relations. Tang et al. (2020) design a hierarchical architecture to make full use of information from several levels. Ye et al. (2020) attempt to explicitly capture relations between coreferential noun phrases to coherently comprehend the whole document. All of these text-based methods ignore the graph structure information. However, this information is shown effective and even essential for document-level RE in other existing works. Compared to text-based methods, our model can utilize text information and graph structure information simultaneously.

## 5 Conclusion

In this paper, we propose CFER with a coarse-to-fine strategy to learn comprehensive representations for document-level RE. Our model integrates global contextual information and models long-distance interactions between the target entity pair simultaneously, thus addressing the disadvantages that existing graph-based models suffer from. Experimental results show that our model achieves better performance than previous baseline models. Further, elaborate analysis of our model verifies the effectiveness of our coarse-to-fine strategy and highlights the robustness of our model to the uneven label distribution. Note that our coarse-to-fine strategy is not limited to only the task of document-level RE. It has the potential to be applied to a variety of other NLP tasks.

## References

- Cai, R.; Zhang, X.; and Wang, H. 2016. Bidirectional Recurrent Convolutional Neural Network for Relation Classification. In *ACL 2016*, 756–765.
- Cho, K.; van Merriënboer, B.; Gülçehre, Ç.; Bahdanau, D.; Bougares, F.; Schwenk, H.; and Bengio, Y. 2014. Learning Phrase Representations using RNN Encoder-Decoder for Statistical Machine Translation. In *EMNLP 2014*, 1724–1734.
- Christopoulou, F.; Miwa, M.; and Ananiadou, S. 2019. Connecting the Dots: Document-level Neural Relation Extraction with Edge-oriented Graphs. In *EMNLP-IJCNLP 2019*, 4924–4935.
- Devlin, J.; Chang, M.; Lee, K.; and Toutanova, K. 2019. BERT: Pre-training of Deep Bidirectional Transformers for Language Understanding. In *NAACL-HLT 2019*, 4171–4186.
- Guo, Z.; Zhang, Y.; and Lu, W. 2019. Attention Guided Graph Convolutional Networks for Relation Extraction. In *ACL 2019*, 241–251.
- Guo, Z.; Zhang, Y.; Teng, Z.; and Lu, W. 2019. Densely Connected Graph Convolutional Networks for Graph-to-Sequence Learning. *Transactions of the Association for Computational Linguistics* 7: 297–312.
- Gupta, P.; Rajaram, S.; Schütze, H.; and Runkler, T. A. 2019. Neural Relation Extraction within and across Sentence Boundaries. In *AAAI 2019*, 6513–6520.
- Hochreiter, S.; and Schmidhuber, J. 1997. Long Short-Term Memory. *Neural Computation* 9(8): 1735–1780.
- Huang, G.; Liu, Z.; van der Maaten, L.; and Weinberger, K. Q. 2017. Densely Connected Convolutional Networks. In *CVPR 2017*, 2261–2269.
- Jia, R.; Wong, C.; and Poon, H. 2019. Document-Level N-ary Relation Extraction with Multiscale Representation Learning. In *NAACL-HLT 2019*, 3693–3704.
- Kim, Y.; Denton, C.; Hoang, L.; and Rush, A. M. 2017. Structured Attention Networks. In *ICLR 2017*.
- Li, Q.; Han, Z.; and Wu, X. 2018. Deeper Insights Into Graph Convolutional Networks for Semi-Supervised Learning. In *AAAI 2018*, 3538–3545.
- Lin, Y.; Shen, S.; Liu, Z.; Luan, H.; and Sun, M. 2016. Neural Relation Extraction with Selective Attention over Instances. In *ACL 2016*, 2124–2133.
- Liu, Y.; and Lapata, M. 2018. Learning Structured Text Representations. *Transactions of the Association for Computational Linguistics* 6: 63–75.
- Loshchilov, I.; and Hutter, F. 2017. Fixing Weight Decay Regularization in Adam. *CoRR* abs/1711.05101.
- Luan, Y.; He, L.; Ostendorf, M.; and Hajishirzi, H. 2018. Multi-Task Identification of Entities, Relations, and Coreference for Scientific Knowledge Graph Construction. In *EMNLP 2018*, 3219–3232.
- Marcheggiani, D.; and Titov, I. 2017. Encoding Sentences with Graph Convolutional Networks for Semantic Role Labeling. In *EMNLP 2017*, 1506–1515.
- Nan, G.; Guo, Z.; Sekulic, I.; and Lu, W. 2020. Reasoning with Latent Structure Refinement for Document-Level Relation Extraction. In *ACL 2020*, 1546–1557.
- Peng, N.; Poon, H.; Quirk, C.; Toutanova, K.; and Yih, W. 2017. Cross-Sentence N-ary Relation Extraction with Graph LSTMs. *Transactions of the Association for Computational Linguistics* 5: 101–115.
- Pennington, J.; Socher, R.; and Manning, C. D. 2014. Glove: Global Vectors for Word Representation. In *EMNLP 2014*, 1532–1543.
- Quirk, C.; and Poon, H. 2017. Distant Supervision for Relation Extraction beyond the Sentence Boundary. In *EACL 2017*, 1171–1182.
- Sahu, S. K.; Christopoulou, F.; Miwa, M.; and Ananiadou, S. 2019. Inter-sentence Relation Extraction with Document-level Graph Convolutional Neural Network. In *ACL 2019*, 4309–4316.
- Schuster, M.; and Paliwal, K. K. 1997. Bidirectional recurrent neural networks. *IEEE Transactions on Signal Processing* 45(11): 2673–2681.
- Singh, G.; and Bhatia, P. 2019. Relation Extraction using Explicit Context Conditioning. In *NAACL-HLT 2019*, 1442–1447.
- Song, L.; Zhang, Y.; Wang, Z.; and Gildea, D. 2018. N-ary Relation Extraction using Graph-State LSTM. In *EMNLP 2018*, 2226–2235.
- Sorokin, D.; and Gurevych, I. 2017. Context-Aware Representations for Knowledge Base Relation Extraction. In *EMNLP 2017*, 1784–1789.
- Tang, H.; Cao, Y.; Zhang, Z.; Cao, J.; Fang, F.; Wang, S.; and Yin, P. 2020. HIN: Hierarchical Inference Network for Document-Level Relation Extraction. In *PAKDD 2020*, volume 12084 of *Lecture Notes in Computer Science*, 197–209.
- Vaswani, A.; Shazeer, N.; Parmar, N.; Uszkoreit, J.; Jones, L.; Gomez, A. N.; Kaiser, L.; and Polosukhin, I. 2017. Attention is All you Need. In *NeurIPS 2017*, 5998–6008.
- Velickovic, P.; Cucurull, G.; Casanova, A.; Romero, A.; Liò, P.; and Bengio, Y. 2018. Graph Attention Networks. In *ICLR 2018*.
- Verga, P.; Strubell, E.; and McCallum, A. 2018. Simultaneously Self-Attending to All Mentions for Full-Abstract Biological Relation Extraction. In *NAACL-HLT 2018*, 872–884.
- Vrandečić, D.; and Krötzsch, M. 2014. Wikidata: a free collaborative knowledgebase. *Communications of the ACM* 57(10): 78–85.
- Wang, H.; Focke, C.; Sylvester, R.; Mishra, N.; and Wang, W. 2019. Fine-tune Bert for DocRED with Two-step Process. *CoRR* abs/1909.11898.



- Yao, Y.; Ye, D.; Li, P.; Han, X.; Lin, Y.; Liu, Z.; Liu, Z.; Huang, L.; Zhou, J.; and Sun, M. 2019. DocRED: A Large-Scale Document-Level Relation Extraction Dataset. In *ACL 2019*, 764–777.
- Ye, D.; Lin, Y.; Du, J.; Liu, Z.; Sun, M.; and Liu, Z. 2020. Coreferential Reasoning Learning for Language Representation. *CoRR* abs/2004.06870.
- Yih, W.; Chang, M.; He, X.; and Gao, J. 2015. Semantic Parsing via Staged Query Graph Generation: Question Answering with Knowledge Base. In *ACL 2015*, 1321–1331.
- Yu, M.; Yin, W.; Hasan, K. S.; dos Santos, C. N.; Xiang, B.; and Zhou, B. 2017. Improved Neural Relation Detection for Knowledge Base Question Answering. In *ACL 2017*, 571–581.
- Zeng, D.; Liu, K.; Chen, Y.; and Zhao, J. 2015. Distant Supervision for Relation Extraction via Piecewise Convolutional Neural Networks. In *EMNLP 2015*, 1753–1762.
- Zeng, D.; Liu, K.; Lai, S.; Zhou, G.; and Zhao, J. 2014a. Relation Classification via Convolutional Deep Neural Network. In *COLING 2014*, 2335–2344.
- Zeng, D.; Liu, K.; Lai, S.; Zhou, G.; and Zhao, J. 2014b. Relation Classification via Convolutional Deep Neural Network. In *COLING 2014*, 2335–2344.
- Zhang, Y.; Zhong, V.; Chen, D.; Angeli, G.; and Manning, C. D. 2017. Position-aware Attention and Supervised Data Improve Slot Filling. In *EMNLP 2017*, 35–45.
- Zhou, P.; Shi, W.; Tian, J.; Qi, Z.; Li, B.; Hao, H.; and Xu, B. 2016. Attention-Based Bidirectional Long Short-Term Memory Networks for Relation Classification. In *ACL 2016*, 207–212.

# Appendices

## A Computing Infrastructure

We run our experiments on a single NVIDIA GeForce GTX 1080Ti GPU with 11 GB memory. Our operating system is Ubuntu 16.04 LTS<sup>5</sup>. We mainly use Python3<sup>6</sup> as our coding language. Key libraries used in our code include PyTorch 1.4.0<sup>7</sup>, NumPy 1.19.1<sup>8</sup>, spaCy 2.3.2<sup>9</sup>, transformers 3.0.2<sup>10</sup>, and so on<sup>11</sup>.

## B Details of Hyper-parameters

We adopt the grid search to find the best hyper-parameters that achieve the best F1 on the development set. Generally, for both CFER-GloVe and CFER-BERT<sub>Base</sub>, we use AdamW with a weight decay of  $10^{-4}$  as the optimizer, use ReLU as the activation function, and use the DGCN consisting of two blocks with 3 and 4 sub-layers, respectively. For other hyper-parameters, we state the values tried and the finally selected value for two models separately as follows.

For CFER-GloVe: (1) We search the batch size in  $\{8, 16, 32\}$ , and finally select 16. (2) We search the dropout rate in  $\{0.2, 0.5\}$ , and finally select 0.2. (3) We search the initial learning rate for all modules in  $\{10^{-3}, 10^{-4}, 10^{-5}\}$ , and finally choose  $10^{-3}$ . (4) We set the embedding dimension to 300, the same as the dimension of used GloVe embeddings. (5) We search the hidden size in  $\{180, 300, 768\}$ , and finally select 300. (6) For each hyper-parameter configuration, we train 300 epochs and select the best F1 achieved during these 300 epochs to evaluate the performance under this configuration.

For CFER-BERT<sub>Base</sub>: (1) We search the batch size in  $\{8, 16, 32\}$ , and finally select 16. (2) We search the dropout rate in  $\{0.2, 0.5\}$ , and finally select 0.5. (3) We search the initial learning rate for BERT modules in  $\{10^{-3}, 10^{-4}, 10^{-5}\}$ , and finally select  $10^{-5}$ . (4) We search the initial learning rate for the other modules in  $\{10^{-3}, 10^{-4}, 10^{-5}\}$ , and finally select  $10^{-3}$ . (5) We set the embedding dimension to 768, the same as the output dimension of BERT<sub>Base</sub>. (6) We search the hidden size in  $\{180, 300, 768\}$ , and finally select 300. (7) For each hyper-parameter configuration, we train 200 epochs and select the best F1 achieved during these 200 epochs to evaluate the performance under this configuration.

---

<sup>5</sup><https://releases.ubuntu.com/16.04/>

<sup>6</sup><https://www.python.org/>

<sup>7</sup><https://pytorch.org/>

<sup>8</sup><https://numpy.org/>

<sup>9</sup><https://spacy.io/>

<sup>10</sup><https://huggingface.co/transformers/v3.0.2/>

<sup>11</sup>We will specify the complete requirement list when we formally release our code.