

# String Diagram Rewrite Theory I: Rewriting with Frobenius Structure

FILIPPO BONCHI and FABIO GADDUCCI, Università di Pisa, Italy  
 ALEKS KISSINGER, University of Oxford, United Kingdom  
 PAWEŁ SOBOCINKSI, Tallinn University of Technology, Estonia  
 FABIO ZANASI, University College London, United Kingdom

*String diagrams* are a powerful and intuitive graphical syntax, originated in the study of symmetric monoidal categories. In the last few years, they have found application in the modelling of various computational structures, in fields as diverse as Computer Science, Physics, Control Theory, Linguistics, and Biology.

In many such proposals, the transformations of the described systems are modelled as *rewrite rules* of diagrams. These developments demand a mathematical foundation for string diagram rewriting; whereas rewrite theory for terms is well-understood, the two-dimensional nature of string diagrams poses additional challenges.

This work systematises and expands a series of recent conference papers laying down such foundation. As first step, we focus on the case of rewrite systems for string diagrammatic theories which feature a *Frobenius algebra*. This situation ubiquitously appear in various approaches: for instance, in the algebraic semantics of linear dynamical systems, Frobenius structures model the wiring of circuits; in categorical quantum mechanics, they model interacting quantum observables.

Our work introduces a combinatorial interpretation of string diagram rewriting modulo Frobenius structures, in terms of double-pushout hypergraph rewriting. Furthermore, we prove this interpretation to be sound and complete. In the last part, we also see that the approach can be generalised to model rewriting modulo multiple Frobenius structures. As a proof of concept, we show how to derive from these results a termination strategy for Interacting Bialgebras, an important rewrite theory in the study of quantum circuits and signal flow graphs.

CCS Concepts: • **Theory of computation** → **Categorical semantics; Equational logic and rewriting.**

Additional Key Words and Phrases: string diagram, double-pushout rewriting, category theory, Frobenius algebra

## ACM Reference Format:

Filippo Bonchi, Fabio Gadducci, Aleks Kissinger, Paweł Sobocinski, and Fabio Zanasi. 2020. String Diagram Rewrite Theory I: Rewriting with Frobenius Structure. *J. ACM* 0, 0, Article 0 (2020), 46 pages. <https://doi.org/10.1145/1122445.1122456>

## 1 INTRODUCTION

This is the first of a series of papers that will give a comprehensive foundation for the rewrite theory of string diagrams. String diagrams are a graphical syntax that is particularly well-suited for

---

Authors' addresses: Filippo Bonchi, [filippo.bonchi@unipi.it](mailto:filippo.bonchi@unipi.it); Fabio Gadducci, [filippo.bonchi@unipi.it](mailto:filippo.bonchi@unipi.it), Università di Pisa, Pisa, Italy; Aleks Kissinger, University of Oxford, Oxford, United Kingdom, [aleks.kissinger@cs.ox.ac.uk](mailto:aleks.kissinger@cs.ox.ac.uk); Paweł Sobocinski, Tallinn University of Technology, Tallinn, Estonia, xx; Fabio Zanasi, University College London, London, United Kingdom, [f.zanasi@ucl.ac.uk](mailto:f.zanasi@ucl.ac.uk).

---

Permission to make digital or hard copies of all or part of this work for personal or classroom use is granted without fee provided that copies are not made or distributed for profit or commercial advantage and that copies bear this notice and the full citation on the first page. Copyrights for components of this work owned by others than ACM must be honored. Abstracting with credit is permitted. To copy otherwise, or republish, to post on servers or to redistribute to lists, requires prior specific permission and/or a fee. Request permissions from [permissions@acm.org](mailto:permissions@acm.org).

© 2020 Association for Computing Machinery.

0004-5411/2020/0-ART0 \$15.00

<https://doi.org/10.1145/1122445.1122456>

capturing the behaviour of structures whose basic operations take many inputs to many outputs. This can be contrasted with term syntax, which is best suited for algebraic structures, whose basic operations take many inputs to a single output. In recent years, structures which mix algebraic (i.e. many-to-1 operations) and coalgebraic (i.e. 1-to-many) operations have increasingly found applications in a variety of fields, such as concurrency theory, control theory, quantum physics, biology, computational linguistics, and even cognition and consciousness.

A notable feature of string diagrams is their flexibility. Two diagrams that can be topologically deformed into each other without cutting or joining wires must necessarily describe the same map. This makes such diagrams into a powerful language for reasoning about interacting processes, but also introduces unique challenges when it comes to formalising equational reasoning and rewrite theory for string diagrams.

The formal basis for string diagrammatic syntax is symmetric monoidal categories (SMCs). SMCs provide a natural, minimal setting for reasoning about processes that can compose in parallel or in sequence. String diagrams describe compositions of morphisms in an SMC, where boxes represent the morphisms themselves and wires represent objects, which serve as inputs and outputs

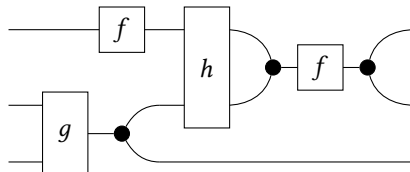
$$f : A \oplus B \oplus C \rightarrow D \oplus E \quad \Rightarrow \quad \begin{array}{c} A \\ B \\ C \end{array} \begin{array}{|c} \hline f \\ \hline \end{array} \begin{array}{l} D \\ E \end{array}$$

Composition in parallel (“ $\oplus$ ”) and in sequence (“;”) are then depicted diagrammatically. For example

$$(f \oplus g) ; h ; (1 \oplus f) \quad \Rightarrow \quad \begin{array}{c} B \\ A \\ A \end{array} \begin{array}{|c} \hline f \\ \hline g \\ \hline \end{array} \begin{array}{l} C \\ A \end{array} \begin{array}{|c} \hline h \\ \hline \end{array} \begin{array}{l} D \\ B \\ C \end{array}$$

The relevant data of such a composition is the connectivity, rather than the physical layout of the boxes and wires. Hence, it makes sense to consider ‘crossing’ of wires, and the axioms of a symmetric monoidal category are such that the interpretation of a diagram is invariant under deformation, e.g.

There are many contexts where it furthermore makes sense to consider ‘wires’ that don’t just have two endpoints, but many. Or, put another way, we may wish to allow wires to branch and merge in string diagrams, like in this example



Rather than representing a path that information flows along, a branching wire represents a more general kind of interface between components. For example, branching wires in a digital circuit can be used to represent a physical wire, where junctions are used to join multiple wires into

one. Systems whose primitive pieces compose via shared names (e.g. indices in tensor networks, variables in programming languages, or channels in process calculi) also naturally have such splitting structures, unless we specifically impose that names only occur in matched pairs. For non-deterministic, probabilistic, or quantum processes, branching wires represent the appropriate notion of correlation between their endpoints, e.g. statistical perfect correlations or (GHZ-like) quantum entanglement.

These branching wires can be accommodated categorically by requiring that each object in the category comes equipped with certain basic operations for ‘splitting’ and ‘merging’ wires, as well as ‘initialising’ and ‘terminating’ them

$$\delta = \text{---} \bullet \left( \quad \quad \quad \right) \quad \mu = \left( \quad \quad \quad \right) \bullet \text{---} \quad \eta = \bullet \text{---} \quad \epsilon = \text{---} \bullet$$

satisfying some rules that again ensure that only the connectivity (i.e. the set of endpoints of a connected component) matters. These generators and rules are known in the literature as a *special commutative Frobenius algebra* (SCFA). A category where every object is equipped with an SCFA is called a *hypergraph category*.

In this paper, we will focus on the study of hypergraph categories, and their associated string diagrams. While this may seem counter-intuitive at first, the rewrite theory for hypergraph categories is actually simpler than that for generic symmetric monoidal categories. Hence, it will serve as a stepping stone toward doing rewriting for string diagrams with non-branching wires. The latter will form the topic of the second paper in this series.

One can model composition and interaction between processes in hypergraph categories using equational reasoning. That is, we can introduce some primitive ‘boxes’ into our theory and impose a set  $\mathcal{E}$  of (diagram) equations that those boxes satisfy. For example, we may introduce some boxes  $f$  and  $g$  and require that they satisfy

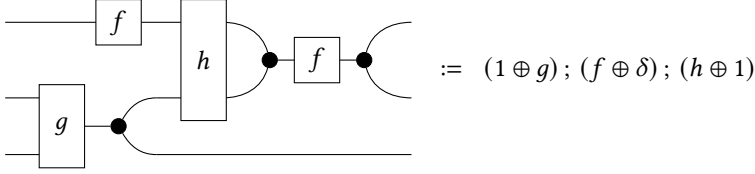
$$\mathcal{E} := \left\{ \begin{array}{l} \left( \begin{array}{c} \text{---} \\ \text{---} \end{array} \right) \boxed{g} \left( \bullet \right) \left( \quad \quad \quad \right) = \begin{array}{c} \text{---} \bullet \\ \text{---} \bullet \end{array} \begin{array}{c} \boxed{g} \\ \boxed{g} \end{array} \text{---} \\ \left( \begin{array}{c} \text{---} \\ \text{---} \end{array} \right) \boxed{g} \bullet = \begin{array}{c} \bullet \\ \bullet \end{array} \end{array} \right\}$$

Just like in the case of equational reasoning with terms, when it comes to automated equational reasoning with diagrams, it becomes more useful to consider equations as rewrite rules, with a preferred orientation from left-to-right

$$\mathcal{R} := \left\{ \begin{array}{l} \left( \begin{array}{c} \text{---} \\ \text{---} \end{array} \right) \boxed{g} \left( \bullet \right) \left( \quad \quad \quad \right) \xrightarrow{\mathcal{R}_1} \begin{array}{c} \text{---} \bullet \\ \text{---} \bullet \end{array} \begin{array}{c} \boxed{g} \\ \boxed{g} \end{array} \text{---} \\ \left( \begin{array}{c} \text{---} \\ \text{---} \end{array} \right) \boxed{g} \bullet \xrightarrow{\mathcal{R}_2} \begin{array}{c} \bullet \\ \bullet \end{array} \end{array} \right\}$$

It is then natural to ask questions about how well-behaved such a rewrite system is, for example whether it terminates and in that case, whether it yields unique normal forms. However, more fundamentally, one can ask what rewriting in the context of hypergraph categories means. A simple answer is that diagram rewriting is simply term rewriting, performed modulo the axioms of a hypergraph category. Indeed all of the diagram equations above can be represented as terms over the basic generators of the theory, combined via two connectives  $\oplus$  and  $;$ , representing parallel

and sequential composition, respectively. For example



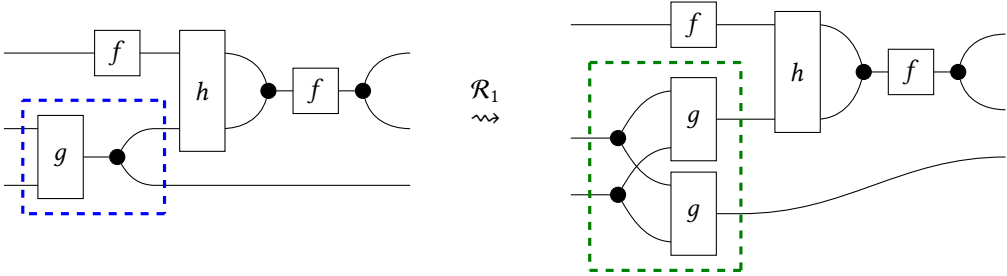
Then, we can apply the axioms of a hypergraph category in order to produce the LHS of one of our rewrite rules (i.e. a reducible expression, or *redex*) as a subterm. For example, the *interchange law*

$$(a \oplus b); (c \oplus d) = (a; c) \oplus (b; d) \quad (1)$$

allows us to produce the subterm  $g \oplus \delta$ , which is the LHS of the rule  $\mathcal{R}_1$  above, at which point we can replace the LHS of  $\mathcal{R}_1$  with the RHS

$$\begin{aligned} (1 \oplus g); (f \oplus \delta); (h \oplus 1) &= ((1; f) \oplus (g; \delta)); (h \oplus 1) \\ &\stackrel{\mathcal{R}_1}{\rightsquigarrow} ((1; f) \oplus (\delta; (1 \oplus \sigma \oplus 1); g \oplus g)); (h \oplus 1) \end{aligned}$$

In other words, we do term rewriting in the usual way, modulo the SMC and Frobenius equations. This rewriting-modulo step can be seen as the formal, syntactic underpinning to the intuitive notion of rewriting defined directly on string diagrams. For example, the term rewrite above can be depicted diagrammatically as



However, there are numerous drawbacks to this rewriting-modulo approach. First, some care must be taken in applying the axioms of a hypergraph category to terms. For example, depending on the types of  $a, b, c, d$  it is possible for the LHS of the interchange law (1) to be well-defined while the RHS is not. Second, and more importantly, even well-behaved rewrite systems quickly become intractable when doing rewriting-modulo. Even a very simple rewrite system  $\mathcal{R}$  becomes very difficult to work with when taken modulo some 12 additional equations implied by the axioms of a hypergraph category. Working purely with terms, this requires a great deal of careful book-keeping to ‘reshuffle’ a term in such a way that it contains an exact copy of the LHS of a given rule as a subterm, then applying it. This complexity then transfers into all aspects of the rewrite theory, making it difficult to define what it means, e.g. to enumerate all of the distinct places that a rule *matches* or to determine whether the application of two rules overlap.

Computationally, a much better approach is to take seriously the notion that ‘only connectivity matters’, and represent a morphism in a hypergraph category as a combinatorial object capturing exactly this connectivity data. Indeed, as the name would suggest, the best choice for that object is a hypergraph. In this paper (and its planned follow-up) we combine and integrate the results of a series of recent works [BGK<sup>+</sup>16, BGK<sup>+</sup>17, BGK<sup>+</sup>18] to develop a complete rewrite theory for hypergraph categories based on hypergraphs with interfaces. In particular, we show the free hypergraph category over a collection of generators can be represented combinatorially in terms of hypergraphs and show that diagram substitution can be performed via double-pushout hypergraph

rewriting. This corresponds exactly to rewriting modulo the axioms of a hypergraph category, hence all of the hypergraph category axioms are subsumed by hypergraph isomorphism.

Often it is interesting to consider rewriting modulo several different Frobenius algebras on a single object. For example, the ZX-calculus used in quantum computation, as well as the system  $\mathbb{IB}$  and its derivatives used to model linear systems, signal-flow graphs, and concurrency, involve two interacting Frobenius algebras at their heart. We will show that such systems can be accommodated within this framework while still preserving its good computational properties. As a demonstration, we define a theory of two Frobenius algebras interacting as a bialgebra and illustrate a simple, terminating strategy for transforming diagrams to a pseudo-normal form using hypergraph rewriting.

The paper is structured as follows. In Section 2, we give some preliminary notions, such as symmetric monoidal categories and PROPs, as well as some new examples and variations which incorporate Frobenius algebra structure. In Section 3, we give a purely combinatorial interpretation for string diagrams as cospans of hypergraphs, and show that the free hypergraph category over a signature can be defined using these structures. In Section 4 we show this interpretation extends to equational reasoning by interpreting substitution of string diagrams as DPO rewriting on hypergraphs. The main formalisation in this paper captures rewriting modulo a single Frobenius algebra per sort, but we show in Section 5 that this can be easily extended to multiple, interacting Frobenius algebras by considering formally isomorphic copies of a single sort. Finally, in Section 6, we give an extended example of using our framework on an often-studied structure involving two Frobenius algebras.

**Related work.** There is a long tradition of works, both in mathematics and computer science, exploring the link between syntactic and combinatorial representations of formal systems. In our work, we elaborate mainly on two streams of such a large body, synthesised by the following two contributions

- (i) the correspondence between symmetric monoidal categories with Frobenius structure, and cospans of hypergraphs.
- (ii) the correspondence between rewriting of string diagrams modulo Frobenius, and double pushout rewriting of hypergraphs with interfaces.

Regarding (i), the research on the precise correspondence between visual languages for monoidal categories and combinatorial structures witnessed a renewed interest in the 1990s [JS91, JSV96], and we refer to [Sel11] for an extensive survey. The case of monoidal categories with Frobenius structures is particularly important: their role in visually modelling circuit-like systems, and possibly their manipulation, has been recognised early on [CW87, GH98], and more recently it has appeared ubiquitously at the center of modelisation of quantum processes [CK17], signal flow graphs [BSZ17a, BE15], electrical circuits [BPSZ19, BCR17], Petri nets [BHPS17] and more.

Also the formal link between Frobenius monoids and cospans (both of sets and of graphs) have been observed, with some variations, in several works [BG01, Lac04, RSW05, ASW09]. What is new of our formulation is presenting the algebraic characterisation of cospans of hypergraphs as a coproduct, and especially its ingenious lifting to the “multi-Frobenius” case (Section 5).

Regarding (ii) above, the study of string diagram rewriting dates back at least to Burroni’s work on polygraphs [Bur93]. In that tradition, the driving motivation is to generalise term rewriting to higher dimensions, including the three-dimensional case of string diagram rewriting: see e.g. [Mim14] for a survey. The approach does not rely on graph rewriting, and goes instead via a completely “syntactic” route: the laws of SMCs are considered as explicit rewriting rules, resulting in rather elaborate rewriting systems, whose analysis is often challenging (see e.g. [Laf03]). Our approach is

instead to “absorb” the structural equations of string diagrams into the graph interpretation, and study as rewriting rules only the “domain-specific” equations of the theory under consideration.

A first attempt at modelling string diagram rewriting as graph rewriting was proposed in [DDK10, DK13], and was subsequently used in the Quantomatic proof assistant [KZ15]. That formalism differs from ours in that it does not capture rewriting modulo Frobenius structure, and instead assumes the presence of a categorical trace. Moreover, we directly work in an *adhesive category* [LS05], while the category of “open graphs” used in [DK13] is not adhesive, but instead inherits its good rewriting properties from an embedding into a larger adhesive category. An important aspect of our rewriting is the requirement that DPO rewriting respects a fixed mapping into a graph which serves as an interface to a larger, possibly unknown context. As we will see in Section 4, the presence of an interface has implications on which rewrites are applicable: only those that respect the interface will be liftable to a larger context. This has been studied in the DPO literature, most notably within the *rewriting with borrowed contexts* approach [EK04], and it will play an important role in our study of confluence in a sequel to this paper. The construction in [DK13] also considers rewriting relative to an interface, but here we consider much more general kinds of interfaces, as afforded by rewriting modulo Frobenius structure. This is explored in Section 4.3.

## 2 PRELIMINARIES (AND SOME NOVEL EXAMPLES)

### 2.1 Symmetric Monoidal Theories and PROPs

We commence our exposition on symmetric monoidal theories (SMTs) with the notion of *signature*. A monoidal signature consists of a set  $\Sigma$  of operations  $o: n \rightarrow m$  with a fixed *arity*  $n$  and *coarity*  $m$ , for  $n, m \in \mathbb{N}$ . The only difference with standard signatures for algebraic theories is in the presence of coarities, which for ordinary algebraic operations are implicitly assumed to be 1.

Symmetric monoidal theories are defined using  $\Sigma$ -terms. The set of  $\Sigma$ -terms is obtained by combining the operations in  $\Sigma$ , *identities*  $\text{id}_n: n \rightarrow n$  and *symmetries*  $\sigma_{m,n}: m + n \rightarrow n + m$  for each  $m, n \in \mathbb{N}$ , by sequential ( $\cdot$ ) and parallel ( $\oplus$ ) composition. This is a purely formal process: given  $\Sigma$ -terms  $r: m \rightarrow n$ ,  $s: n \rightarrow o$ , and  $t: m' \rightarrow n'$ , we construct new  $\Sigma$ -terms  $r \cdot s: m \rightarrow o$  and  $r \oplus t: m + m' \rightarrow n + n'$ .

A *symmetric monoidal theory* is a pair  $(\Sigma, \mathcal{E})$  where  $\Sigma$  is a monoidal signature and  $\mathcal{E}$  is a set of equations, namely pairs  $\langle l, r \rangle$  of  $\Sigma$ -terms  $l, r: v \rightarrow w$  with the same arity and coarity.

Just as ordinary (cartesian) algebraic theories have a categorical rendition as Lawvere theories [HP07], the corresponding notion for SMTs is the one of PROPs [Mac65] (monoidal **product** and **permutation** categories).

*Definition 2.1.* A PROP is a symmetric strict monoidal category with objects the natural numbers, where  $\oplus$  on objects is addition. PROP-morphisms are identity-on-objects symmetric strict monoidal functors. PROPs and their morphisms form a category PROP.

In particular, no restriction is made on how either the morphisms of a PROP or the tensor product of morphisms are defined.

Any SMT  $(\Sigma, \mathcal{E})$  *presents* a PROP by letting the arrows  $u \rightarrow v$  be the  $\Sigma$ -terms  $u \rightarrow v$  modulo the laws of symmetric monoidal categories (in Figure 1) and the (smallest congruence containing the) equations  $t = t'$  for any  $(t, t') \in \mathcal{E}$ . We will denote such PROP by  $S_{\Sigma, \mathcal{E}}$  and just  $S_{\Sigma}$  when the set of equations  $\mathcal{E}$  is empty.

*Example 2.2.* Consider the SMT  $(\Sigma_{\text{CMon}}, \mathcal{E}_{\text{CMon}})$ , where

$$\Sigma_{\text{CMon}} := \left\{ \begin{array}{l} \text{---} \bullet \text{---} : 2 \rightarrow 1, \bullet \text{---} : 0 \rightarrow 1 \end{array} \right\}$$

$$\begin{aligned}
(s; t); u = s; (t; u) & \quad \text{id}_n; s = s = s; \text{id}_m \\
(s \oplus t) \oplus u = s \oplus (t \oplus u) & \quad \text{id}_0 \oplus s = s = s \oplus \text{id}_0 \\
(s; u) \oplus (t; v) = (s \oplus t); (u \oplus v) & \\
\text{id}_m \oplus \text{id}_n = \text{id}_{m+n} & \\
(\sigma_{m,n} \oplus \text{id}_o); (\text{id}_n \oplus \sigma_{m,o}) = \sigma_{m,n+o} & \\
\sigma_{m,n}; \sigma_{n,m} = \text{id}_{m+n} & \\
(s \oplus \text{id}_m); \sigma_{m,n} = \sigma_{m,o}; (\text{id}_m \oplus s) &
\end{aligned}$$

Fig. 1. Laws of PROPs, with  $m, n, o \in \mathbb{N}$  and  $s, t, u, v$  morphisms of the appropriate (co)arities.

and  $\mathcal{E}_{\mathbf{CMon}}$  is the set consisting of the following three equations.

$$(2)$$

Intuitively, the leftmost and the rightmost equations state associativity and commutativity of  $\bullet$ , while the central equation that  $\bullet$  is the unit of  $\bullet$ . For this reason, the PROP freely generated by  $(\Sigma_{\mathbf{CMon}}, \mathcal{E}_{\mathbf{CMon}})$  is called the PROP of commutative monoid, denoted by  $\mathbf{CMon}$ .

As an algebraic structure can have many different presentations via generators and equations, many different SMTs can generate the same PROP. For example, we could (redundantly) add a second unit law to (2) and the PROP  $\mathbf{CMon}$  would be unchanged. In that sense, a PROP captures the ‘essence’ of an algebraic structure in a presentation independent way, much like monads or Lawvere theories.

Like in the case of universal algebra, the word problem for an SMT is not decidable in general, so often it is insightful to give an equivalent, ‘semantic’ definition of a PROP, where equality of morphisms is decidable.

**PROPOSITION 2.3.**  $\mathbf{CMon} \cong \mathbb{F}$ , where  $\mathbb{F}$  is the PROP whose morphisms  $f : m \rightarrow n$  are functions from the finite set  $[m] := \{0, \dots, m-1\}$  to  $[n] := \{0, \dots, n-1\}$  and  $[m] \oplus [n] := [m] + [n]$  is given by the (strict) disjoint union.

The formal proof of Proposition 2.3 can be found e.g. in [Lac04]. However, for our purposes, it will suffice to give some intuition as to why  $\mathbb{F}$  is the PROP for commutative monoids. A morphism  $d : m \rightarrow n$  in  $\mathbf{CMon}$  can be described as an equivalence class of string diagrams with generators  $\bullet$  and  $\bullet$ , modulo the equations (2). Such an equivalence class is precisely identified by specifying, for each input  $i \in [m]$  the associated output  $j \in [n]$ , connected to  $i$  by means of multiplication, identity, and/or swap maps, e.g.

$$\left\{ \begin{array}{l} 0 \\ 1 \\ 2 \\ 3 \\ 4 \\ 5 \end{array} \right\} \leftrightarrow \left\{ \begin{array}{l} 0 \mapsto 1 \\ 1 \mapsto 1 \\ 2 \mapsto 1 \\ 3 \mapsto 1 \\ 4 \mapsto 0 \\ 5 \mapsto 0 \end{array} \right.$$

Of course, commutative monoids can also be presented as an algebraic theory and reasoned about using the usual machinery of terms and term rewriting. A simple example of an SMT which does not have an evident presentation as an algebraic theory is a *comonoid*, which simply turns all of the generators around.

*Example 2.4.* Consider the SMT  $(\Sigma_{\mathbf{CCommon}}, \mathcal{E}_{\mathbf{CCommon}})$ , where

$$\Sigma_{\mathbf{CCommon}} := \left\{ \text{---} \bullet \text{---} : 1 \rightarrow 2, \bullet \text{---} : 1 \rightarrow 0 \right\}$$

and  $\mathcal{E}_{\mathbf{CCommon}}$  is the set consisting of the following three equations

$$(3)$$

By essentially the same argument we gave before, one can see that  $\mathbf{CCommon} \cong \mathbb{F}^{op}$ .

## 2.2 Frobenius algebras and hypergraph categories

As algebraic structures are presented by SMTs where all of the generators have co-arity 1, it is natural to think of *coalgebraic* structures as SMTs where all of the generators have arity 1. Then, the most interesting SMTs are the ones which have both algebraic and coalgebraic generators interacting with each other. One such SMT, and its associated PROP, will play a central role throughout this paper.

*Example 2.5.* Consider the SMT  $(\Sigma_{\mathbf{Frob}}, \mathcal{E}_{\mathbf{Frob}})$ , where

$$\Sigma_{\mathbf{Frob}} := \left\{ \text{---} \bullet \text{---}, \bullet \text{---}, \text{---} \bullet \text{---}, \bullet \text{---} \right\}$$

and  $\mathcal{E}_{\mathbf{Frob}}$  contains the equations in (2)-(3) and the following ones.

$$(4)$$

The PROP freely generated by  $(\Sigma_{\mathbf{Frob}}, \mathcal{E}_{\mathbf{Frob}})$  is called the PROP of *special commutative Frobenius algebras* and denoted by  $\mathbf{Frob}$ .

Note we will often refer to special commutative Frobenius algebras simply as Frobenius algebras, and not consider their more general variations. These structures enable us to consider a refinement of symmetric monoidal categories which will be of particular importance in this paper.

*Definition 2.6.* A *hypergraph category* is a symmetric monoidal category  $(C, I, \oplus)$  where every object is equipped with a special commutative Frobenius algebra, in a manner compatible with the monoidal structure. That is, for each object  $A \in \text{ob}C$ , there are maps  $\text{---} \bullet \text{---} : A \oplus A \rightarrow A$ ,  $\bullet \text{---} : I \rightarrow A$ ,  $\text{---} \bullet \text{---} : A \rightarrow A \oplus A$  and  $\bullet \text{---} : A \rightarrow I$  satisfying equations (2)-(4) and the following:



Hypergraph categories have been previously referred to also as *well-supported compact closed categories* for the following reason.

PROPOSITION 2.7 ([CW87]). *Hypergraph categories are compact closed with duals  $A^* := A$ .*

PROOF. It suffices to define ‘cup’ and ‘cap’ morphisms  $( \cup : I \rightarrow A \otimes A$  and  $) : A \otimes A \rightarrow I$  satisfying the following *yanking equations*

Letting

the yanking equations follow straightforwardly from the Frobenius equations. □

Note the self-duality  $A^* = A$  is furthermore a *coherent* self-duality in the sense of Selinger [Sel10]. Much like commutative (co)monoids, the PROP for Frobenius algebras also has a convenient, concrete description. However, rather than a morphism being represented by a single function, it is now represented by a pair of functions.

Definition 2.8 (Csp(C)). Let  $\mathbb{C}$  be a finitely cocomplete category. A *cospan* from  $X$  to  $Y$  is a pair of arrows  $X \rightarrow A \leftarrow Y$  in  $\mathbb{C}$ . A morphism  $\alpha : (X \rightarrow A \leftarrow Y) \Rightarrow (X \rightarrow B \leftarrow Y)$  is an arrow  $\alpha : A \rightarrow B$  in  $\mathbb{C}$  s.t. the diagram below commutes.

Cospans  $X \rightarrow A \leftarrow Y$  and  $X \rightarrow B \leftarrow Y$  are *isomorphic* if there exists a morphism of cospans as above, where  $\alpha : A \rightarrow B$  is an isomorphism. For  $X \in \mathbb{C}$ , the *identity cospan* is  $X \xrightarrow{id_X} X \xleftarrow{id_X} X$ . The composition of  $X \rightarrow A \xleftarrow{f} Y$  and  $Y \xrightarrow{g} B \leftarrow Z$  is  $X \rightarrow A +_{f,g} B \leftarrow Z$ , obtained by taking the pushout of  $f$  and  $g$ . This data is the category  $\text{Csp}(\mathbb{C})$ : the objects are those of  $\mathbb{C}$  and the arrows are isomorphism classes of cospans. Finally,  $\text{Csp}(\mathbb{C})$  has monoidal product given by the coproduct in  $\mathbb{C}$ , with unit the initial object  $0 \in \mathbb{C}$ .

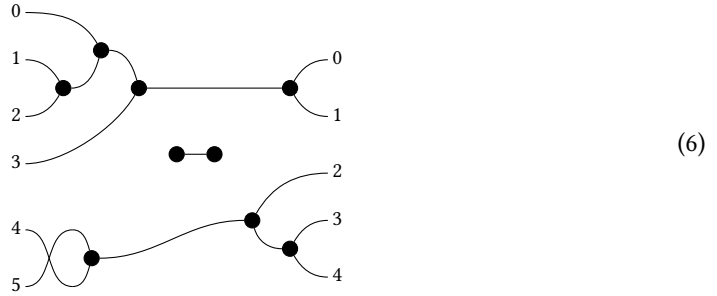
REMARK 2.9. *Observe that  $\text{Csp}(\mathbb{C})$  differs from the usual bicategory [B67] of cospans in that 2-cells are discarded and, since arrows are isomorphism classes, then the composition given by pushout is associative on the nose.*

Note that, when  $\mathbb{C} = \mathbb{F}$ ,  $\text{Csp}(\mathbb{C})$  is a PROP, and furthermore the following holds.

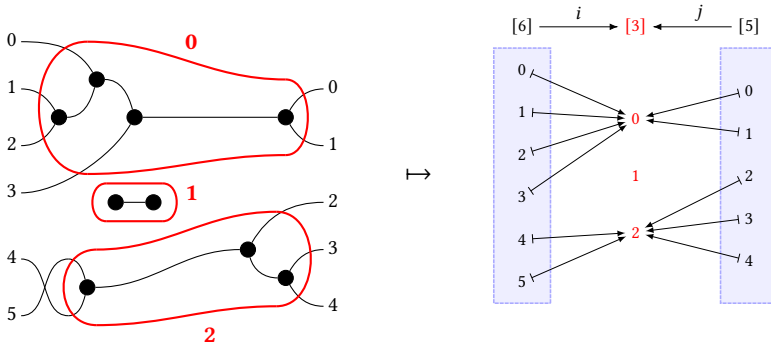
PROPOSITION 2.10. *There is an isomorphism of PROPs  $\text{Csp}(\mathbb{F}) \cong \mathbf{Frob}$ .*

Again we refer to [Lac04] for the formal proof and give some intuition of why this is the case. As with monoids, the relevant data of an equivalence class of morphisms in  $\mathbf{Frob}$  is the connectivity

of inputs and outputs. However, since we have both algebraic and coalgebraic generators, it is possible for many inputs to be connected to many outputs



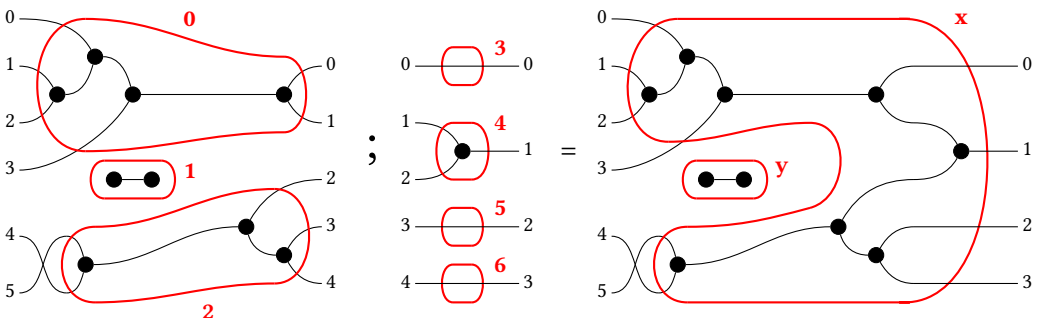
To represent a morphism in  $\mathbf{Frob}$  as a cospan, the inputs become the set on the left, the outputs the set on the right, and the connected components of generators in the diagram form the middle set. The two functions in the cospan then respectively map each input or output to its associated connected component



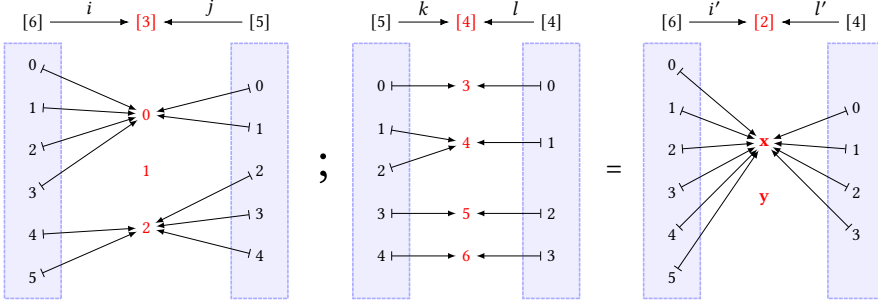
For any cospan, we can construct a diagram using the generators  $\begin{matrix} & & & & \\ & & & & \\ & & & & \end{matrix}$ ,  $\begin{matrix} & & & & \\ & & & & \\ & & & & \end{matrix}$ ,  $\begin{matrix} & & & & \\ & & & & \\ & & & & \end{matrix}$ , and  $\begin{matrix} & & & & \\ & & & & \\ & & & & \end{matrix}$  whose components induce that cospan. What is less trivial to see is that any two  $\Sigma_{\mathbf{Frob}}$  terms inducing the same cospan are equivalent by the Frobenius equations.

For  $\Sigma_{\mathbf{Frob}}$  terms  $s, t$ , the connected components of  $s \oplus t$  are the disjoint union of the components of  $s$  and  $t$  respectively, which matches the tensor product in  $\mathbf{Csp}(\mathbb{F})$ . The composition  $s ; t$  acts on connected components by first taking the disjoint union, then amalgamating together those components that become connected, which is exactly what happens when taking the pushout. This is easiest to see by means of an example.

*Example 2.11.* Consider the following composition of  $\mathbf{Frob}$ -morphisms, where we label the connected components on the LHS and RHS



The composition of the associated cospans in  $\text{Csp}(\mathbb{R})$  is computed as follows



That is, the pushout on the RHS is computed as the disjoint union  $\{0, 1, 2\} + \{3, 4, 5, 6\}$  modulo the equivalence relation generated by  $\{j(a) \sim k(a) \mid a \in [5]\} = \{0 \sim 3, 0 \sim 4, 2 \sim 4, 2 \sim 5, 2 \sim 6\}$ . The  $\sim$ -equivalence classes are given by  $\mathbf{x} = \{0, 2, 3, 4, 5, 6\}$  and  $\mathbf{y} = \{1\}$  and the new cospan maps  $i', l'$  on the RHS are induced by composing  $i$  and  $j$  with the pushout injections.

### 2.3 Coloured PROPs

Like for algebraic theories, one can consider multi-sorted symmetric monoidal theories. In this case a signature consists of a pair  $(C, \Sigma)$  where  $C$  is a set of sorts, or *colours*, and  $\Sigma$  a sets of operations having arities and coarities in  $C^*$ , the sets of words over  $C$ . It is worth noting that  $C^*$  carries the structure of a monoid, where the unit is the empty string (written  $\varepsilon$ ) and binary operation is word concatenation (written  $vw$  for all words  $v, w \in C^*$ ).

Just as single-sorted SMTs present PROPs, multi-sorted SMTs present *coloured PROPs*.

*Definition 2.12 (Coloured PROP).* Given a finite set  $C$  of colours, a  $C$ -coloured PROP  $\mathbb{A}$  is a symmetric strict monoidal category where the set of objects is  $C^*$  and the monoidal product on objects is word concatenation. A morphism from a  $C$ -coloured PROP  $\mathbb{A}$  to a  $C'$ -coloured PROP  $\mathbb{A}'$  is a symmetric strict monoidal functor  $H: \mathbb{A} \rightarrow \mathbb{A}'$  acting on objects as a monoid homomorphism generated by a function  $C \rightarrow C'$ . Coloured PROPs and their morphisms form a category CPROP.

It is worth to note that by fixing a colour  $\bullet$  and restricting to  $\{\bullet\}$ -coloured PROPs and morphisms between them yields PROP as a full sub-category of CPROP.

Both of the categories CPROP and PROP have coproducts, which will be useful for the constructions to follow. It is instructive to see how the coproduct in PROP differs from the one in CPROP. In PROP, coproducts consist of formal compositions of morphisms from the two constituent components, on a single sort. For example, the coproduct of **Frob** with itself will consist of diagrams made from two copies of the Frobenius algebra generators, which we will typically depict in two different colours



modulo two copies of the Frobenius equations, one for each colour. On the other hand, the coproduct in CPROP will yield morphisms on two *different* sorts



again modulo two copies of the Frobenius equations. In particular, the generators of the  $\bullet$ -Frobenius algebra cannot be composed with the generators of the  $\bullet$ -Frobenius algebra. To emphasise this difference, we write the coproduct in CPROP as  $\mathbf{Frob}_\bullet + \mathbf{Frob}_\bullet$ . More generally for a set of colours  $C$ , we will write  $\mathbf{Frob}_C$  for  $\sum_{c \in C} \mathbf{Frob}_c$ .

Even though coproducts in CPROP yield disjoint colours, the colours in two  $C$ -coloured PROPs can be identified by using a pushout, as we see in the following example.

*Example 2.13.* The free  $C$ -coloured PROP on the theory  $(C, \emptyset)$  with an empty signature is written  $P_C$  and has arrows  $w \rightarrow v$  the permutations of  $w$  into  $v$  (thus arrows exist only when the word  $v$  is an anagram of the word  $w$ ). Given  $C$ -coloured PROPs  $\mathbb{A}$  and  $\mathbb{A}'$ , we use notation  $\mathbb{A} +_C \mathbb{A}'$  for the pushout in CPROP of the span of the inclusions  $\mathbb{A} \leftarrow P_C \rightarrow \mathbb{A}'$ . Intuitively,  $\mathbb{A} +_C \mathbb{A}'$  is the coproduct  $\mathbb{A} + \mathbb{A}'$  where we have identified the copy from  $\mathbb{A}$  and from  $\mathbb{A}'$  of each  $c \in C$ . Thus  $\mathbb{A} +_C \mathbb{A}$  is also a  $C$ -coloured PROP.

**REMARK 2.14.** *For reasons that will become clear later, it will often be more valuable if, rather than identifying the two colours, we formally introduce an isomorphism between them. That is, we introduce two new colour change generators  $\{ \blacktriangleleft, \blacktriangleright \}$  and impose the equations*

$$\blacktriangleleft \text{---} \blacktriangleright = \text{---} \quad \blacktriangleright \text{---} \blacktriangleleft = \text{---}$$

*In this case, we will obtain a coloured PROP that is equivalent (but not isomorphic) to the one we described in Example 2.13.*

## 2.4 Syntactic rewriting for PROPs

Equational reasoning on algebraic theories can be mechanised by mean of term rewriting. Rewriting plays the same role for SMTs, but here terms are more sophisticated structures than trees.

*Definition 2.15.* A rewriting system  $\mathcal{R}$  in a PROP  $\mathbb{A}$  consists of a set of *rewrite rules*, i.e. pairs  $\langle l, r \rangle$  of morphisms  $l, r : i \rightarrow j$  in  $\mathbb{A}$  with the same arities and coarities. Given  $a, b : m \rightarrow n$  in  $\mathbb{A}$ ,  $a$  rewrites into  $b$  via  $\mathcal{R}$ , written  $a \Rightarrow_{\mathcal{R}} b$ , if they are decomposable as follows, for some rule  $\langle l, r \rangle \in \mathcal{R}$

$$\begin{array}{c} m \\ \text{---} \\ \boxed{a} \\ \text{---} \\ n \end{array} = \begin{array}{c} m \\ \text{---} \\ \boxed{a_1} \\ \text{---} \\ i \\ \text{---} \\ \boxed{l} \\ \text{---} \\ j \\ \text{---} \\ \boxed{a_2} \\ \text{---} \\ n \end{array} \quad \begin{array}{c} m \\ \text{---} \\ \boxed{b} \\ \text{---} \\ n \end{array} = \begin{array}{c} m \\ \text{---} \\ \boxed{a_1} \\ \text{---} \\ i \\ \text{---} \\ \boxed{r} \\ \text{---} \\ j \\ \text{---} \\ \boxed{a_2} \\ \text{---} \\ n \end{array} \quad (7)$$

In this case, we say that  $a$  contains a *redex* for  $\langle l, r \rangle$ .

When the PROP under consideration  $\mathbb{A}$  is  $S_{\Sigma}$  for some signature  $\Sigma$ , the notion of rewriting step can be reformulated as follows: In order to apply a rewrite rule  $\langle l, r \rangle$  for  $l, r : i \rightarrow j$  to a diagram  $d$  in  $S_{\Sigma}$  we need to find a redex of  $l$  in  $d$ . This means finding a *context*  $C$ : A term in  $S_{\Sigma + \{\star : i \rightarrow j\}}$  with exactly one occurrence of  $\star$ , such that  $d = C[l/\star]$ . The rewrite then takes  $d \Rightarrow_{\mathcal{R}} e$ , where  $e = C[r/\star]$ .

With these definitions, diagrammatic reasoning can now be seen as a special case of rewriting. Given an arbitrary SMT  $(\Sigma, \mathcal{E})$  we can obtain a rewriting system  $\mathcal{R}_{\mathcal{E}}$  as

$$\mathcal{R}_{\mathcal{E}} = \{ \langle t, t' \rangle \mid (t, t') \in \mathcal{E} \} \cup \{ \langle t', t \rangle \mid (t, t') \in \mathcal{E} \}.$$

**PROPOSITION 2.16.** *Let  $c, d$  be two diagrams in  $S_{\Sigma}$ . Then  $c = d$  in the PROP freely generated by  $(\Sigma, \mathcal{E})$  iff  $c \Rightarrow_{\mathcal{R}_{\mathcal{E}}}^* d$ .*

In order to find a redex in the string diagram  $a$  as in (7) one needs to transform  $a$  according to the laws of SMCs (Figure 1). Thus rewriting in a PROP always happens modulo these laws.

## 2.5 Hypergraphs and Double-Pushout Rewriting

In the sequel, we will replace terms modulo the Frobenius equations with hypergraphs and rewriting-modulo with hypergraph rewriting. Toward that end, we briefly review the double-pushout (DPO) approach to (hyper)graph rewriting.

DPO rewriting makes sense in any category with pushouts, but is often considered in a category where those pushouts obey certain well-behavedness conditions, such as adhesive categories [LS05]. For our purposes, we will skip an abstract overview of DPO rewriting and focus on the specific category **Hyp** of directed hypergraphs.

An object  $G$  of **Hyp** is a hypergraph, which consists of a set of nodes  $G_\star$  and for each  $k, l \in \mathbb{N}$  a (possibly empty) set of hyperedges  $G_{k,l}$  with  $k$  (ordered) sources and  $l$  (ordered) targets. That is, for each  $0 \leq i < k$  there is the  $i^{\text{th}}$  source map  $s_i: G_{k,l} \rightarrow G_\star$ , and for each  $0 \leq j < l$ , the  $j^{\text{th}}$  target map  $t_j: G_{k,l} \rightarrow G_\star$ . The arrows of **Hyp** are hypergraph homomorphisms: functions  $G_\star \rightarrow H_\star$  such that for each  $k, l, G_{k,l} \rightarrow H_{k,l}$  they respect the source and target maps in the obvious way. The following definition characterises **Hyp** as a presheaf topos, and as such, it is adhesive [LS05].

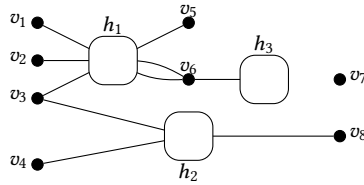
*Definition 2.17 (Hypergraphs).* The category of finite directed hypergraphs **Hyp** is the functor category  $\mathbb{F}^{\mathbb{I}}$  where  $\mathbb{I}$  has as objects pairs of natural numbers  $(k, l) \in \mathbb{N} \times \mathbb{N}$  together with one extra object  $\star$ . For each  $k, l \in \mathbb{N}$ , there are  $k + l$  arrows from  $(k, l)$  to  $\star$ .

Nodes will be drawn as dots and a  $(k, l)$  hyperedge  $h$  will be drawn as a rounded box, whose connections on the left represent the list  $[s_1(h), \dots, s_k(h)]$ , ordered from top to bottom, and whose connections on the right represent  $[t_1(h), \dots, t_l(h)]$ .

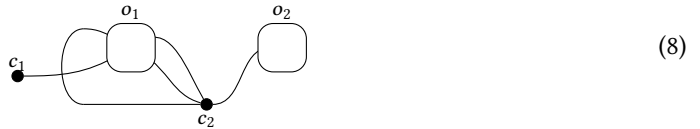
*Example 2.18.* Let  $G$  be the hypergraph with nodes  $\{n_1, \dots, n_8\}$ , a  $(3, 3)$ -hyperedge  $h_1$ , a  $(2, 1)$ -hyperedge  $h_2$ , and a  $(1, 0)$ -hyperedge  $h_3$ , and the following source and target maps

$$\begin{array}{lll} s_1(h_1) := v_1 & t_1(h_1) := v_5 & s_1(h_2) := v_3 \\ s_2(h_1) := v_2 & t_2(h_1) := v_6 & s_2(h_2) := v_4 \\ s_3(h_1) := v_3 & t_3(h_1) := v_6 & t_1(h_2) := v_8 \\ & & s_1(h_3) := v_6 \end{array}$$

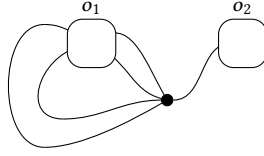
Then  $G$  is drawn as follows



A (possibly multi-sorted) monoidal signature can be regarded as a directed hypergraph. Colours in  $C$  are nodes and operation symbols in  $\Sigma$  are hyperedges: for a symbol  $o: u \rightarrow v$  in  $\Sigma$ , the corresponding hyperedge has the  $i^{\text{th}}$  colour in  $u$  as the  $i^{\text{th}}$  source node and the  $j^{\text{th}}$  colour in  $v$  as the  $j^{\text{th}}$  target node. For instance the hypergraph for  $(\Sigma, C)$  where  $C = \{c_1, c_2\}$  and  $\Sigma = \{o_1: c_1c_2 \rightarrow c_1c_1, o_2: c_1 \rightarrow \epsilon\}$  is depicted below



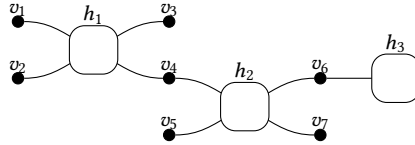
As a special case, a single-sorted signature defines a hypergraph with a single vertex. For example,  $\Sigma = \{o_1: 2 \rightarrow 2, o_2: 1 \rightarrow 0\}$  yields



REMARK 2.19. Note that **Hyp** is not a hypergraph category, in the sense of Definition 2.6. This is a somewhat unfortunate terminology clash between graph-theoretic and categorical literature. We have kept both terms as they are to match the literature: It will be clear from context which we mean.

Particularly relevant for our paper is the slice category  $\mathbf{Hyp} \downarrow (C, \Sigma)$ , for which we shall use notation  $\mathbf{Hyp}_{C, \Sigma}$ . An object of  $\mathbf{Hyp}_{C, \Sigma}$  consists of an hypergraph  $G$  together with a graph homomorphism  $l: G \rightarrow (C, \Sigma)$ . Intuitively  $l$  labels each node of  $G$  with a colour in  $C$  and each hyperedge with an operation in  $\Sigma$ . Observe that this definition ensures that a  $\Sigma$ -operation  $o: u \rightarrow v$  labels a hyperedge only when the label of its input (resp. output) nodes forms the word  $u$  (resp.  $v$ ). We call such objects  $(C, \Sigma)$ -hypergraphs and we visualise them as hypergraphs whose nodes  $n$  are coloured by  $l(n)$  and whose hyperedges  $h$  are labelled by  $l(h)$ .

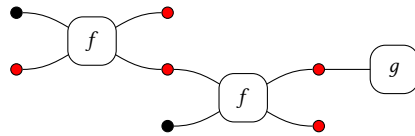
Example 2.20. Considered the following (unlabelled) hypergraph



labelled by the signature (8) as follows

$$l :: \begin{cases} v_1, v_5 \mapsto \bullet \\ v_2, v_3, v_4, v_6, v_7 \mapsto \bullet \\ h_1, h_2 \mapsto f \\ h_3 \mapsto g \end{cases}$$

For  $c_1 := \bullet$  and  $c_2 := \bullet$ , this is depicted as



We recall the DPO approach to rewriting applied to a category  $\mathbb{C}$  with pushouts. A *DPO rule* is a span  $L \leftarrow K \rightarrow R$  in  $\mathbb{C}$ . A *DPO system*  $\mathcal{R}$  is a finite set of DPO rules. Given objects  $G$  and  $H$  in  $\mathbb{C}$ , we say that  $G$  *rewrites* into  $H$  –notation  $G \rightsquigarrow_{\mathcal{R}} H$ – if there exists  $L \leftarrow K \rightarrow R$  in  $\mathcal{R}$ , object  $C$  and morphisms such that the squares below are pushouts

$$\begin{array}{ccccc} L & \longleftarrow & K & \longrightarrow & R \\ m \downarrow & \lrcorner & \downarrow & \lrcorner & \downarrow \\ G & \longleftarrow & C & \longrightarrow & H \end{array}$$

Typically the object  $C$  and the arrows  $K \rightarrow C \rightarrow G$  are computed from  $K \rightarrow L \xrightarrow{m} G$  in such a way that the left square above forms a pushout. In this case, the arrows  $K \rightarrow C \rightarrow G$  are called a *pushout complement*. Hence, DPO rewriting can be seen as two distinct steps: First computing the pushout complement  $K \rightarrow C \rightarrow G$  then pushing out the span  $C \leftarrow K \rightarrow R$  to produce the rewritten object  $H$ . A *derivation* from  $G$  into  $H$  is a sequence of such rewriting steps.

Pushout complements need not exist or be unique. For a fixed rule  $L \leftarrow K \rightarrow R$ , a *matching*  $m : L \rightarrow G$  is a morphism with the additional property that the pushout complement of  $K \rightarrow L \xrightarrow{m} G$  exists. For the example  $\mathbb{C} := \mathbf{Hyp}_{\mathbb{C}, \Sigma}$ , we can give the precise conditions under which  $m$  is a matching, drawing from [Plu05].

*Definition 2.21.* Morphisms  $K \xrightarrow{i} L \xrightarrow{m} G$ ,  $m$  satisfy the *no-dangling-hyperedge* condition if, for every hyperedge  $h$  not in the image of  $m$ , every source and target of  $h$  is either (i) not in the image of  $m$  or (ii) in the image of  $i$ ;  $m$ .

**PROPOSITION 2.22.** *A pushout complement of  $K \xrightarrow{i} L \xrightarrow{m} G$  exists whenever it satisfies the no-dangling hyperedge condition.*

Uniqueness is a somewhat simpler story, as it only relies on  $i$  to be mono.

**PROPOSITION 2.23.** *For a mono  $i : K \rightarrow L$  and a morphism  $m : L \rightarrow G$  in  $\mathbf{Hyp}_{\mathbb{C}, \Sigma}$ , the pushout complement of  $K \xrightarrow{i} L \xrightarrow{m} G$  is unique (up to commuting isomorphism), when it exists. That is, when  $C, C'$  are two pushout complements, there exists an isomorphism  $C \xrightarrow{\cong} C'$  such that the following diagram commutes*

$$\begin{array}{ccc}
 L & \longleftarrow & K \\
 m \downarrow & & \downarrow \\
 G & \longleftarrow & C \\
 & & \searrow \cong \\
 & & C'
 \end{array}$$

Indeed, this holds for any adhesive category, of which labelled directed hypergraphs are an example [LS05]. The case where  $K \rightarrow L$  is mono is important, because the matching  $m$  fully determines the resulting hypergraph  $H$ , due to the uniqueness of pushout complements. A rule  $L \leftarrow K \rightarrow R$  is said to be *left-linear* if the morphism  $K \rightarrow L$  is mono.

On the other hand, we will occasionally study rules which are *not* left-linear, in which case the pushout complement does not need to be unique. In the case of hypergraphs, all of the distinct pushout complements can still be effectively enumerated [HJKS11], which in our setting is closely related to enumeration of contexts when rewriting modulo the Frobenius equations. This will be covered in detail in Section 4.3.

## 2.6 Frobenius theories and FROPs

In this section, we will specialise the notions of symmetric monoidal theory and PROP to the situation where there is a fixed, ‘default’ Frobenius algebra.

*Definition 2.24.* A *Frobenius theory* is a pair  $(\Sigma, \mathcal{E})$  of a symmetric monoidal signature  $\Sigma$  and a set  $\mathcal{E}$  of well-typed equations over  $\Sigma'$ -terms, where  $\Sigma' := \Sigma + \Sigma_{\text{Frob}}$ .

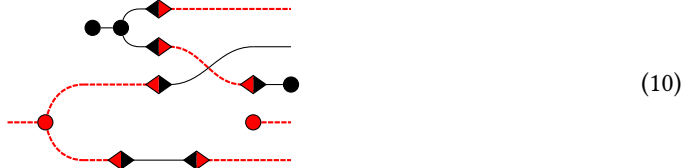
*Definition 2.25.* A *FROP* is a PROP  $\mathbb{A}$  equipped with a fixed special commutative Frobenius algebra  $(\bullet \curvearrowright, \bullet \curvearrowleft, \bullet \curvearrowright, \bullet \curvearrowleft)$  on the object  $1 \in \text{ob}(\mathbb{A})$ . The FROP presented by a Frobenius theory  $(\Sigma, \mathcal{E})$ , denoted  $\mathbf{H}_{\Sigma, \mathcal{E}}$ , has morphisms  $\Sigma'$ -terms over  $\Sigma' := \Sigma + \Sigma_{\text{Frob}}$ , modulo the equations  $\mathcal{E}' := \mathcal{E} + \mathcal{E}_{\text{Frob}}$ .

Note that we only assume that the object 1 carries a Frobenius algebra. However, this extends in the obvious way to a Frobenius algebra on every object  $n \in \text{ob}(\mathbb{A})$

(9)

The notions of Frobenius theory and FROP extend in the obvious way to  $C$ -coloured Frobenius theories  $(C, \Sigma, \mathcal{E})$  and FROPs  $\mathbf{H}_{C, \Sigma, \mathcal{E}}$ . Namely, each colour  $c \in C$  is equipped with a distinct Frobenius algebra. Then, similar to equations (9), these induce a Frobenius algebra on any word  $w \in C^*$ .

*Example 2.26.* Fix a set  $C = \{\bullet, \circ\}$  of colours and a signature  $\Gamma$  consisting of the two colour-change operations,  $\{\blacktriangleleft, \blacktriangleright\}$ . We may construct the free coloured FROP  $\mathbf{H}_{C, \Gamma, \emptyset}$ . Here is an example of a string diagram in this category



We claim that  $\mathbf{H}_{C, \Lambda, \emptyset}$  is the same as the category of finite directed *bipartite graphs* (with interfaces). This will become clear in Example 3.14, after the characterisation provided by Corollary 3.10.

Syntactic rewriting in a FROP is defined just as it was for PROPs in Definition 2.15, except when defining a rule  $l \rightsquigarrow r$ , the equations

are taken modulo the Frobenius equations in addition to the SMC equations.

### 3 COMBINATORIAL CHARACTERISATION OF FREE FROPS

As we saw in the previous section, syntactic rewriting in FROPs happens modulo Frobenius structure. The goal of this section is to give a combinatorial description of free FROPs, so that a more concrete, implementable account of the associated rewriting becomes possible.

We shall see that arrows in free FROPs correspond to *open* hypergraphs, i.e. hypegraphs equipped with designated inputs and outputs by means of certain cospans. To make this precise, let us expand on the relevant categorical structure.

#### 3.1 Cospan PROPs

We start noting that there is a coproduct preserving, full and faithful functor  $F$  between the category of finite sets  $\text{Set}_f$  and, for any  $\Sigma$ , the category of finite hypergraphs  $\mathbf{Hyp}_\Sigma$ : It takes a set  $X$  to the hypergraph with vertex set  $X$  and no hyperedges. If we further denote  $\mathbb{F}$  the skeletal category of  $\text{Set}_f$  and  $I$  the obvious injection, the functor  $I; F$  is also coproduct preserving and faithful.



REMARK 3.1. For coloured props, we have a similar situation. Given a set of colours  $C$ , there is a coproduct preserving, full and faithful functor  $F_C$  from the slice  $\mathbf{Set}_f \downarrow C$  and, for any  $\Sigma$ , the category of finite hypergraphs  $\mathbf{Hyp}_{C,\Sigma}$ . We let  $I_C : \mathbb{F} \downarrow C \rightarrow \mathbf{Set}_f \downarrow C$  the obvious (coproduct preserving and faithful) injection.

We now have the machinery needed later for our interfaces.

THEOREM 3.2. Let  $\mathbb{X}$  be a PROP whose monoidal product is a coproduct,  $C$  a category with finite colimits, and  $F : \mathbb{X} \rightarrow C$  a coproduct preserving functor. Then there is a PROP  $\mathbf{Csp}_F(C)$ , where arrows  $m$  to  $n$  are iso classes of  $C$  cospans  $Fm \rightarrow C \leftarrow Fn$ . Moreover, there is a PROP homomorphism  $\widehat{F} : \mathbb{X} \rightarrow \mathbf{Csp}_F(C)$  sending  $\alpha : m \rightarrow n$  to  $\xrightarrow{F\alpha} \xleftarrow{Fid_n}$ . If  $F$  is faithful then so is  $\widehat{F}$ .

PROOF. Given  $Fm \rightarrow C \leftarrow Fm' \in \mathbf{Csp}_F(C)(m, m')$  and  $Fn \rightarrow D \leftarrow Fn' \in \mathbf{Csp}_F(C)(n, n')$  their monoidal product is the cospan

$$F(m+n) \xrightarrow{\sim} Fm + Fn \rightarrow C + D \leftarrow Fm' + Fn' \xleftarrow{\sim} F(m'+n')$$

where the leftmost and rightmost maps are iso since  $F$  is coproduct preserving. It follows that this data defines a strict monoidal category.

The symmetries are inherited from  $\mathbb{X}$ , being the following cospans

$$F(m+n) \xrightarrow{F\sigma_{m,n}} F(n+m) \leftarrow F(n+m)$$

To see that the symmetries are natural, it suffices to note that the symmetry structure in  $\mathbb{X}$  is determined by the universal property of the coproduct, which is preserved by  $F$ .

Finally, since  $F$  is a functor, the mapping  $\widehat{F}$  preserves identities and composition. The definition of  $\mathbf{Csp}_F(C)$  means that, in addition to being the identity on objects,  $F$  preserves symmetries and monoidal product on the nose. Finally, suppose  $\alpha, \beta : m \rightarrow n$  and  $\widehat{F}\alpha = \widehat{F}\beta$ . Then there exists an isomorphism  $\varphi$  in  $C$  making the following diagram commute

$$\begin{array}{ccccc} & & F\alpha & \rightarrow & Fn \\ & & & & \swarrow & \nwarrow \\ Fm & & & & & Fn \\ & & F\beta & \rightarrow & Fn & \\ & & & & \downarrow \varphi & \\ & & & & Fn & \end{array}$$

Thus  $\varphi = id_{Fn}$  and so  $F\alpha = F\beta$ . If  $F$  is faithful, then  $\alpha = \beta$ . □

Note that  $\mathbf{Csp}(C)$  (Definition 2.8) is a special case of the above construction:  $\mathbf{Csp}(C) = \mathbf{Csp}_{id}(C)$ . For the sake of future reference, we state a version of Theorem 3.2 for coloured PROPs.

COROLLARY 3.3. Let  $\mathbb{X}_C$  be a  $C$ -coloured PROP whose monoidal product is a coproduct,  $C$  a category with finite colimits, and  $F_C : \mathbb{X}_C \rightarrow C$  a coproduct preserving functor. Then there is a  $C$ -coloured PROP  $\mathbf{Csp}_{F_C}(C)$ , where arrows  $m$  to  $n$  are iso classes of  $C$  cospans  $F_C m \rightarrow C \leftarrow F_C n$ . Moreover, there is a  $C$ -coloured PROP homomorphism  $\widehat{F}_C : \mathbb{X}_C \rightarrow \mathbf{Csp}_{F_C}(C)$  sending  $\alpha : m \rightarrow n$  to  $\xrightarrow{F_C\alpha} \xleftarrow{F_C id_n}$ . If  $F_C$  is faithful then so is  $\widehat{F}_C$ .

### 3.2 Cospan PROP homomorphisms from adjunctions

Next, we show that suitable functors yield PROP homomorphisms between the induced cospan PROPs.

THEOREM 3.4. Suppose that  $\mathbb{X}$ ,  $C$ , and  $F$  satisfy the requirements of Theorem 3.2 and that  $D$  is a category with finite colimits. Suppose also that there is a finite colimits preserving functor  $G : C \rightarrow D$ .

Then there is a homomorphism of PROPs  $\text{Csp}_F(G) : \text{Csp}_F(\mathbb{C}) \rightarrow \text{Csp}_{GF}(\mathbb{D})$  that sends  $Fm \xrightarrow{f} X \xleftarrow{g} Fn$  to  $GFm \xrightarrow{Gf} GX \xleftarrow{Gg} GFn$ . If  $G$  is full and faithful then  $\text{Csp}_F(G)$  is faithful.

PROOF. Since  $G$  preserves finite colimits, which yields that  $\text{Csp}_F(G)$  preserves composition (since it preserves pushouts) and monoidal product (since it preserves coproducts). Symmetries, which are inherited from  $\mathbb{X}$ , are clearly preserved. Finally, suppose that  $\text{Csp}_F(G)(\xrightarrow{f} \xleftarrow{g}) = \text{Csp}_F(G)(\xrightarrow{f'} \xleftarrow{g'})$ . Then we have a commutative diagram in  $\mathbb{D}$

$$\begin{array}{ccc} GFm & \begin{array}{c} \xrightarrow{Ff} \\ \xrightarrow{Ff'} \end{array} & GX \\ & & \downarrow \psi \\ & & GY \\ & \begin{array}{c} \xleftarrow{Fg} \\ \xleftarrow{Fg'} \end{array} & GFn \end{array}$$

where  $\psi$  is an iso. Since  $G$  is full there exists  $\varphi : X \rightarrow Y$  with  $G\varphi = \psi$ . Since  $G$  is faithful,  $\varphi$  is an isomorphism.  $\square$

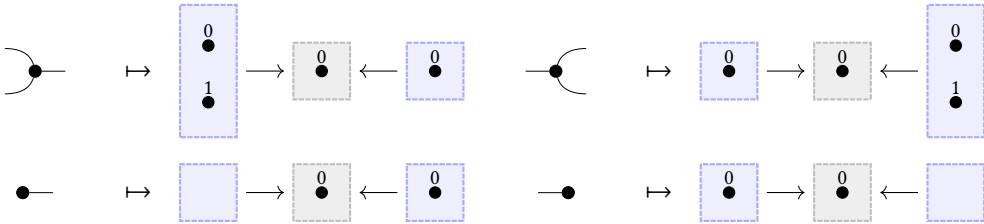
The theorems above allow to state the result below.

COROLLARY 3.5. *There is a faithful PROP homomorphism  $\text{Csp}_I(\text{Set}_f) \rightarrow \text{Csp}_{FI}(\text{Hyp}_\Sigma)$ .*

The PROP  $\text{Csp}_{FI}(\text{Hyp}_\Sigma)$  is of central interest for this section and, as we shall see, provides a combinatorial characterisation of free FROPs. For this reason, it is worthwhile to give a more concrete description. The arrows of  $\text{Csp}_{FI}(\text{Hyp}_\Sigma)$  can be thought of as  $\Sigma$ -hypergraphs with discrete interfaces. Indeed,  $\text{Csp}_{FI}(\text{Hyp}_\Sigma)$  is equivalent to the full subcategory of the category of cospans in  $\text{Csp}(\text{Hyp}_\Sigma)$  with objects the discrete hypergraphs (i.e. no hyperedges). In [BGK<sup>+</sup>16] we referred to  $\text{Csp}_{FI}(\text{Hyp}_\Sigma)$  as the PROP of ‘‘Frobenius termgraphs’’. This terminology is justified in the next section, where we show that the free PROP  $\text{S}_\Sigma$  on  $\Sigma$  embeds into  $\text{Csp}_{FI}(\text{Hyp}_\Sigma)$ .

The PROP  $\text{Csp}_I(\text{Set}_f)$  is also important, indeed it well-known to be a combinatorial characterisation of the theory of special Frobenius monoids.

PROPOSITION 3.6 ([BG01, LAC04]). *There is an isomorphism of props between **Frob** and  $\text{Csp}_I(\text{Set}_f)$ . It is defined by the following mapping on the  $\Sigma_{\text{Frob}}$ -operations.*



Composing these observations gives a faithful PROP homomorphism from **Frob** to  $\text{Csp}_{FI}(\text{Hyp}_\Sigma)$ .

Definition 3.7. Let  $[\cdot] : \mathbf{Frob} \rightarrow \text{Csp}_{FI}(\text{Hyp}_\Sigma)$  be the homomorphism obtained by composing the isomorphism of Proposition 3.6 with the homomorphism of Corollary 3.5.

In the main result of this section, Theorem 3.9, we shall see that  $[\cdot]$  is a coproduct injection. We now will now proceed to exhibit the other injection, after stating, once more for the sake of future reference, a version of Theorem 3.4 for coloured PROPs.

COROLLARY 3.8. *Suppose that  $\mathbb{X}_C$ ,  $\mathbb{C}$ , and  $F_C$  satisfy the requirements of Corollary 3.3 and that  $\mathbb{D}$  is a category with finite colimits. Suppose also that there is a finite colimits preserving functor  $G : \mathbb{C} \rightarrow \mathbb{D}$ . Then there is a homomorphism of  $C$ -coloured props  $\text{Csp}_{F_C}(G) : \text{Csp}_{F_C}(\mathbb{C}) \rightarrow \text{Csp}_{GF_C}(\mathbb{D})$ .*

that sends  $F_C m \xrightarrow{f} X \xleftarrow{g} F_C n$  to  $GF_C m \xrightarrow{Gf} GX \xleftarrow{Gg} GF_C n$ . If  $G$  is full and faithful then  $\text{Csp}_{F_C}(G)$  is faithful.  $\square$

To obtain a coloured version of  $[\cdot]_C$  in Definition 3.7 it suffices to show, for any finite set  $C$ , that  $\text{Csp}_{F_C C}(\mathbf{Hyp}_{C, \Sigma})$  is the  $C$ -fold coproduct of  $\text{Csp}_{F_I}(\mathbf{Hyp}_{\Sigma})$  in the category of coloured PROPs.

### 3.3 Terms as cospans

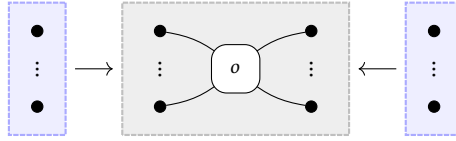
Given that  $\mathbf{S}_{\Sigma}$  is a free PROP, and  $\text{Csp}_{F_I}(\mathbf{Hyp}_{\Sigma})$  is a PROP, to define a PROP homomorphism

$$[[\cdot]]: \mathbf{S}_{\Sigma} \rightarrow \text{Csp}_{F_I}(\mathbf{Hyp}_{\Sigma})$$

it suffices to define how it acts on the generators. Recall from Definition 2.17 that  $\mathbf{Hyp}$  is a presheaf category. Given that  $\mathbf{Hyp}_{\Sigma}$  is a slice, it is itself a presheaf category, where the index category  $\mathbf{I}_{\Sigma}$  has as objects the set  $\Sigma + \{\star\}$ , and, for each  $\sigma: (k, l) \in \Sigma$ ,  $k + l$  arrows from  $\sigma$  to  $\star$ . Then, for each  $\sigma \in \Sigma$ , the representable  $\mathbf{I}_{\Sigma}^{op}(-, \sigma)$  is a hypergraph with one edge and  $k + l$  vertices. This hypergraph can be considered as a cospan by considering the embedding of the  $k$  sources and  $l$  targets, in the obvious way

$$FIk \rightarrow \mathbf{I}_{\Sigma}^{op}(-, \sigma) \leftarrow FIl \quad (11)$$

or, in pictures



Given the above, we can define a PROP homomorphism  $[[\cdot]]: \mathbf{S}_{\Sigma} \rightarrow \text{Csp}_{F_I}(\mathbf{Hyp}_{\Sigma})$  by sending a generator  $\sigma$  to the cospan in (11).

### 3.4 Characterisation theorem

We now have all the ingredients to state our characterisation theorem. First, we define  $\langle\langle \cdot \rangle\rangle$  as the copairing in PROP of the faithful functors  $[[\cdot]]: \mathbf{S}_{\Sigma} \rightarrow \text{Csp}_{F_I}(\mathbf{Hyp}_{\Sigma})$  and  $[\cdot]: \mathbf{Frob} \rightarrow \text{Csp}_{F_I}(\mathbf{Hyp}_{C, \Sigma})$ ,

**THEOREM 3.9.**  $\langle\langle \cdot \rangle\rangle: \mathbf{S}_{\Sigma} + \mathbf{Frob} \rightarrow \text{Csp}_{F_I}(\mathbf{Hyp}_{\Sigma})$  is an isomorphism of PROPs.

The proof of the theorem will be postponed to the end of the section. Let us first observe two interesting consequences.

**COROLLARY 3.10.**  $\text{Csp}_{F_I}(\mathbf{Hyp}_{\Sigma})$  is the free hypergraph category on  $\Sigma$ :  $\mathbf{H}_{\Sigma} \cong \text{Csp}_{F_I}(\mathbf{Hyp}_{\Sigma})$ .

**PROOF.**  $[\cdot]: \mathbf{Frob} \rightarrow \text{Csp}_{F_I}(\mathbf{Hyp}_{\Sigma})$  defines a hypergraph category structure on  $\text{Csp}_{F_I}(\mathbf{Hyp}_{\Sigma})$  and the isomorphism of Theorem 3.9 extends to one of hypergraph categories. Then the result follows by Proposition 3.6 and Theorem 3.9.  $\square$

The next corollary states that there is no ‘information loss’ in passing from the free symmetric monoidal category to the free hypergraph category on  $\Sigma$ .

**COROLLARY 3.11.**  $[[\cdot]]: \mathbf{S}_{\Sigma} \rightarrow \text{Csp}_{F_I}(\mathbf{Hyp}_{\Sigma})$  is faithful.

PROOF. We use that coproducts of PROPs can be computed as pushouts in the category  $\mathbf{SymCat}$  of small SMCs. In particular,  $S_\Sigma + \mathbf{Frob}$  in PROP arises as

$$\begin{array}{ccc}
 \mathbf{P} & \xrightarrow{!_2} & \mathbf{Frob} \\
 !_1 \downarrow & & \downarrow [\cdot] \\
 S_\Sigma & \xrightarrow{[[\cdot]]} & S_\Sigma + \mathbf{Frob} \cong \mathbf{Csp}_{FI}(\mathbf{Hyp}_\Sigma)
 \end{array} \quad (12)$$

in  $\mathbf{SymCat}$ , where  $\mathbf{P}$  is the category of finite sets and bijections (the initial object in the category PROP, see Example 2.13) and the maps  $!_1$  and  $!_2$  are given by initiality of  $\mathbf{P}$ . Intuitively, in (12)  $S_\Sigma + \mathbf{Frob}$  is built as the disjoint union of the categories  $S_\Sigma$  and  $\mathbf{Frob}$  where one identifies the two copies of each object  $n \in \mathbb{N}$  and the symmetric monoidal structure of the two categories, i.e. the morphisms in the image of  $\mathbf{P}$ .

Now, in order to prove that  $[[\cdot]]$  is faithful, we can use a result [MS09, Th. 3.3] about amalgamation in  $\mathbf{Cat}$  (which transfers to  $\mathbf{SymCat}$ ). As all the functors in (12) are identity-on-objects and  $!_1, !_2$  are faithful, it just requires to show that  $!_1$  and  $!_2$  satisfy the so-called 3-for-2 property: for  $!_1$ , this means that, given  $h = f; g$  in  $S_\Sigma$ , if any two of  $f, g, h$  are in the image of  $!_1$ , then so is the third. This trivially holds as every arrow of  $\mathbf{P}$  is an isomorphism. The argument for  $!_2$  is identical.  $\square$

We now give a proof of the characterisation theorem.

PROOF OF THEOREM 3.9. It suffices to verify that  $\mathbf{Csp}_{FI}(\mathbf{Hyp}_\Sigma)$  satisfies the universal property of the coproduct  $S_\Sigma + \mathbf{Frob}$  in PROP.

$$\begin{array}{ccccc}
 S_{\Sigma, C} & \xrightarrow{[[\cdot]]} & \mathbf{Csp}_{FI}(\mathbf{Hyp}_{S_{\Sigma, C}}) & \xleftarrow{[\cdot]} & \mathbf{Frob} \\
 & \searrow \alpha & \downarrow \gamma & \swarrow \beta & \\
 & & \mathbb{A} & & 
 \end{array} \quad (13)$$

Given  $\alpha, \beta$ , and a prop  $\mathbb{A}$  as in (13), we need to show the existence of a unique  $\gamma$  making the diagram commute. Now, because all morphisms in (13) are identity-on-objects, it suffices to show that any arrow of  $\mathbf{Csp}_{FI}(\mathbf{Hyp}_\Sigma)$  can be decomposed in an essentially unique way into an expression where all the basic constituents lie in the image of  $[[\cdot]]$  or  $[\cdot]$ .

To this aim, fix a cospan  $n \xrightarrow{f} G \xleftarrow{g} m$  in  $\mathbf{Csp}_{FI}(\mathbf{Hyp}_{S_{\Sigma, C}})$ , where  $G$  has set of nodes  $N$ , set of hyperedges  $E$  and a labelling function  $\chi: E \rightarrow \Sigma$ . We pick an order  $e_1, \dots, e_j$  on the hyperedges in  $E$ . Let  $\tilde{n} \xrightarrow{i} \tilde{E} \xleftarrow{o} \tilde{m}$  be the cospan defined as  $\bigoplus_{1 \leq i \leq j} [[\chi(e_i)]]$ . Intuitively,  $\tilde{E}$  piles up all the hyperedges of  $G$ , but disconnected from each other.  $\tilde{n}$  and  $\tilde{m}$  are the concatenations of all the inputs, respectively outputs of these hyperedges.

There are obvious functions  $f: n \rightarrow N, g: m \rightarrow N, j: \tilde{n} \rightarrow N$  and  $p: \tilde{m} \rightarrow N$  mapping nodes to their occurrence in the set  $N$  of all nodes of  $G$ . All this information is now gathered in the following composition of cospans <sup>1</sup>

$$(n \xrightarrow{f} N \xleftarrow{(id, j)} N \oplus \tilde{n}) ; (N \oplus \tilde{n} \xrightarrow{id \oplus i} N \oplus \tilde{E} \xleftarrow{id \oplus o} N \oplus \tilde{m}) ; (N \oplus \tilde{m} \xrightarrow{(id, p)} N \xleftarrow{g} m) \quad (14)$$

Copairing maps  $(id, j)$  and  $(id, p)$  are well-defined as  $\oplus$  is also a coproduct in  $\mathbf{Hyp}_\Sigma$ . One can compute that the result of composing (14) (by pushout) is indeed isomorphic to  $n \xrightarrow{f} g \xleftarrow{g} m$ .

<sup>1</sup>Note in (14)  $N$  is seen both as a discrete hypergraph – when appearing in the carrier – and as an object of  $\mathbf{Csp}_{FI}(\mathbf{Hyp}_\Sigma)$  – when appearing in the domain or codomain of a cospan. We did not emphasise this distinction to not overload notation.

Towards a definition of  $\gamma$ , we need to check that every component of (14) is in the image of either  $[[\cdot]]$  or  $[\cdot]$ . First, the middle cospan is clearly in the image of  $[[\cdot]]$ , as it is the monoidal product of the identity cospan  $w \xrightarrow{id} w \xleftarrow{id} w$  with  $\tilde{n} \xrightarrow{n} \tilde{E} \xleftarrow{o} \tilde{m}$ , which itself is the monoidal product of cospans each in the  $[[\cdot]]$ -image of some generator  $o \in \Sigma$ . Second, we have that the two outmost cospans are in the image of  $[\cdot]$ : this is because, by Definition 3.7 and Proposition 3.6, any morphism  $u_1 \rightarrow u_3 \leftarrow u_2$  of  $\text{Csp}_{FI}(\text{Hyp}_{\Sigma})$ , with  $u_1, u_2, u_3$  discrete, is in the image of  $[\cdot]$ .

Therefore,  $\gamma$  can be defined on  $n \xrightarrow{f} G \xleftarrow{g} m$  by the values of  $[[\cdot]]$  and  $[\cdot]$  on its decomposition as in (14). This is a correctly and uniquely defined assignment: in the construction of the decomposition (14), the only variable parts are the different orderings that are picked for nodes and for hyperedges in  $\tilde{E}$ , but these are immaterial since all the involved categories are symmetric monoidal.  $\square$

### 3.5 Characterisation theorem for coloured PROPs

Of crucial importance for the results in the latter half of this paper is that all of the results from the previous section extend in the obvious way to coloured PROPs. Notably, we can state a version of Theorem 3.9 for  $C$ -coloured PROPs, with  $\langle\langle \cdot \rangle\rangle_C$  the copairing in CPROP, modulo the identification of the colours, of the faithful functors  $[[\cdot]]_C: \text{S}_{C,\Sigma} \rightarrow \text{Csp}_{FCIC}(\text{Hyp}_{C,\Sigma})$  and  $[\cdot]_C: \text{Frob}_C \rightarrow \text{Csp}_{FCIC}(\text{Hyp}_{C,\Sigma})$ , the  $C$ -coloured versions of  $[[\cdot]]$  and  $[\cdot]$ , respectively.

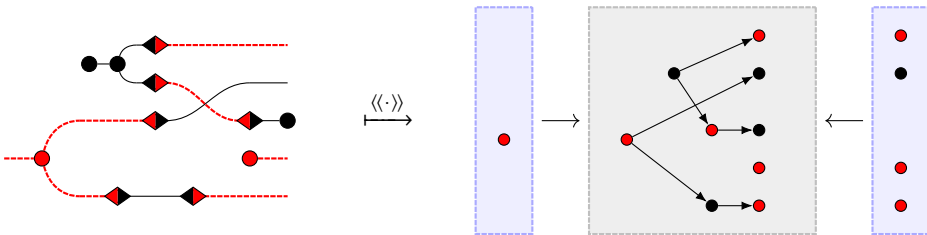
**PROPOSITION 3.12.**  $\langle\langle \cdot \rangle\rangle_C: \text{S}_{C,\Sigma} +_C \text{Frob}_C \rightarrow \text{Csp}_{FCIC}(\text{Hyp}_{C,\Sigma})$  is an isomorphism of  $C$ -coloured PROPs.

It is also worth noticing that the Frobenius structure identifies the hypergraphs with no hyperedges, i.e. the sets of  $C$ -labelled nodes.

**COROLLARY 3.13.** There is an isomorphism of  $C$ -coloured PROPs  $\text{Frob}_C \cong \text{Csp}_{FI}(\text{Hyp}_{C,\emptyset})$ .

As arrows of  $\text{Csp}_{FI}(\text{Hyp}_{C,\emptyset})$  are the same thing as cospans in the slice category  $\text{FinSet} \downarrow C$ , this corollary is a multi-sorted analogue of the well-known result reported in Proposition 3.6

*Example 3.14.* We come back to the free hypergraph category  $\text{H}_{C,\Sigma,\emptyset}$  for colours  $C = \{\bullet, \circ\}$  introduced in Example 2.26. By Corollary 3.10,  $\text{H}_{C,\Sigma,\emptyset} \cong \text{Csp}_{FCIC}(\text{Hyp}_{C,\Sigma})$ . In hypergraphs of  $\text{Csp}_{FCIC}(\text{Hyp}_{C,\Sigma})$ , hyperedges correspond to switches  $\blacklozenge$  or  $\blacklozenge$ . Since these hyperedges are in fact edges (i.e. they have one input and one output node), we can draw them as such. Since they connect any two nodes only when these have a different colour, what we obtain are exactly finite directed bipartite graphs. For example, the combinatorial presentation of the diagram (10) from Example 2.26 is



This shows that Theorem 3.9 not only provides a combinatorial representation for algebraic structures, but conversely it allows us to give a purely algebraic representation for bipartite graphs.

## 4 DOUBLE-PUSHOUT REWRITING FOR FROBENIUS THEORIES

The theory developed in Section 3 gives us a representation of string diagrams in Frobenius theories as cospans of hypergraphs. A natural follow-up step is then modelling string diagram rewriting

in these theories in terms of DPO hypergraph rewriting (Section 2.5). In the sequel, we formally establish this correspondence.

#### 4.1 Double-Pushout Rewriting with Interfaces

Our first observation is that an extension of the traditional DPO rewriting, acting on hypergraphs *with interfaces*, actually fits best our purposes. This is for two main reasons. First, taking interfaces into account is essential to adequately map syntactic rewriting into DPO rewriting: Indeed, string diagrams are interpretable as *cospan*s of hypergraphs, and the source and target of such cospans constitute the interface of the diagram. Second, DPO rewriting with interfaces (henceforth, DPOI) is of independent interest in the context of confluence. It is well-known [Plu10] that local confluence for DPO is undecidable. As shown in the sequel to this paper (after [BGK<sup>+</sup>17]), DPOI enjoys the Knuth-Bendix property: Joinability of critical pairs is the same as local confluence. Hence, DPOI in this case closely matches standard term rewriting, whereas DPO is analogous to restricting rewriting to ground terms, where confluence is undecidable.

**REMARK 4.1.** *DPOI has appeared in different guises in the graph rewriting literature, such as rewriting with borrowed contexts [EK04], the graphical encodings of process calculi [Gad07, BGK09], and some foundational studies connecting DPO rewriting with computads in cospans [GH98, SS05].*

Fix a category  $\mathbb{C}$  with pushouts. We provide a definition of rewriting for morphisms  $G \leftarrow J$  in  $\mathbb{C}$ . When  $\mathbb{C}$  is  $\mathbf{Hyp}_\Sigma$ , we call them (*hyper*)*graphs with interface*. The intuition is that  $G$  is a hypergraph and  $J$  is an interface that allows  $G$  to be “glued” to a context.

Given  $G \leftarrow J$  and  $H \leftarrow J$  in  $\mathbb{C}$ ,  $G$  *rewrites into*  $H$  with interface  $J$  – notation  $(G \leftarrow J) \rightsquigarrow_{\mathcal{R}} (H \leftarrow J)$  – if there exist rule  $L \leftarrow K \rightarrow R$  in  $\mathcal{R}$  and object  $C$  and morphisms  $C \leftarrow J, K \rightarrow C \leftarrow J$  in  $\mathbb{C}$  such that the diagram below commutes, where the marked squares are pushouts

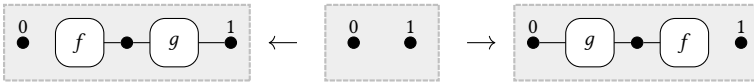
$$\begin{array}{ccccc}
 L & \longleftarrow & K & \longrightarrow & R \\
 m \downarrow \lrcorner & & \downarrow & & \lrcorner \downarrow \\
 G & \longleftarrow & C & \longrightarrow & H \\
 & \swarrow & \uparrow & \searrow & \\
 & & J & & 
 \end{array} \tag{15}$$

Hence, the interface  $J$  is preserved by individual rewriting steps.

When  $\mathbb{C}$  has a strict initial object  $0$  (e.g. in  $\mathbf{Hyp}_\Sigma$ ,  $0$  is the empty hypergraph), ordinary DPO rewriting can be considered as a special case, by taking  $J$  to be  $0$ . Like for traditional DPO, rewriting steps are considered up to isomorphism:  $G_1 \leftarrow J : f_1$  and  $G_2 \leftarrow J : f_2$  are isomorphic if there is an isomorphism  $\varphi : G_1 \rightarrow G_2$  with  $f_1 ; \varphi = f_2$ .

In Section 2.5 we said that a morphism is called a *match* if a suitable pushout complement exists. In DPOI, the condition for being a match is strictly stronger, as this pushout complement must furthermore respect the interface in (15).

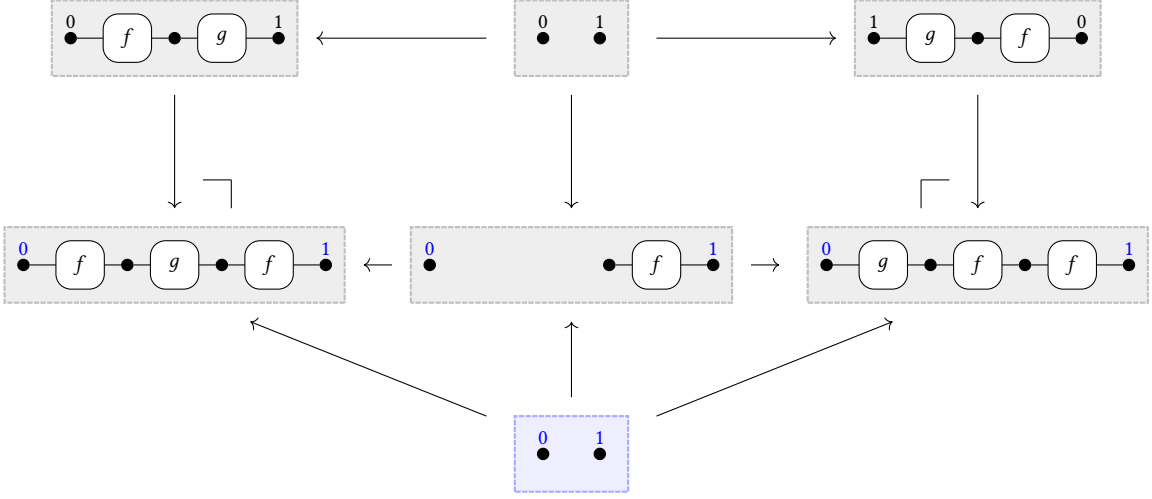
*Example 4.2.* Consider a rewrite system with the following rule



The rule has a matching into the following hypergraph with interface

$$\begin{array}{ccc}
 \begin{array}{c} 0 \\ \bullet \end{array} \begin{array}{c} f \end{array} \bullet \begin{array}{c} g \end{array} \bullet \begin{array}{c} 1 \\ \bullet \end{array} & \longleftarrow & \begin{array}{c} 0 \\ \bullet \end{array} \begin{array}{c} 1 \\ \bullet \end{array} \\
 \hline
 \begin{array}{c} 0 \\ \bullet \end{array} \begin{array}{c} f \end{array} \bullet \begin{array}{c} g \end{array} \bullet \begin{array}{c} f \end{array} \bullet \begin{array}{c} 1 \\ \bullet \end{array} & \longleftarrow & \begin{array}{c} 0 \\ \bullet \end{array} \begin{array}{c} 1 \\ \bullet \end{array}
 \end{array} \tag{16}$$

yielding the following DPOI rewriting diagram



However, if the hypergraph in (16) is given a different interface, e.g.

$$\begin{array}{c}
 \begin{array}{|c|} \hline 0 \\ \hline \bullet \\ \hline \end{array} \begin{array}{|c|} \hline f \\ \hline \bullet \\ \hline \end{array} \begin{array}{|c|} \hline 1 \\ \hline \bullet \\ \hline \end{array} \begin{array}{|c|} \hline g \\ \hline \bullet \\ \hline \end{array} \begin{array}{|c|} \hline f \\ \hline \bullet \\ \hline \end{array} \begin{array}{|c|} \hline 2 \\ \hline \bullet \\ \hline \end{array} \\ \hline
 \end{array}
 \leftarrow
 \begin{array}{|c|} \hline 0 \\ \hline \bullet \\ \hline \end{array}
 \begin{array}{|c|} \hline 1 \\ \hline \bullet \\ \hline \end{array}
 \begin{array}{|c|} \hline 2 \\ \hline \bullet \\ \hline \end{array}
 \tag{17}$$

the LHS now has no match, as the new interface no longer factors through the pushout complement.

## 4.2 Characterisation Theorem

DPOI rewriting deals with hypergraphs  $(G \rightarrow I)$  with a *single* interface. These may be seen as a particular class of morphisms in  $\text{Csp}_{FI}(\mathbf{Hyp}_{\Sigma})$ , namely those of the form  $0 \rightarrow G \leftarrow I$ , where  $0$  is the empty hypergraph (which also serves as the initial object of  $\text{Csp}_{FI}(\mathbf{Hyp}_{\Sigma})$ ). This means that DPOI rewriting can be meaningfully defined on morphisms of  $\text{Csp}_{FI}(\mathbf{Hyp}_{\Sigma})$  with source  $0$ . However, our semantics  $\langle\langle \cdot \rangle\rangle$  maps diagrams of  $\Sigma_{\Sigma} + \mathbf{Frob}$  to cospans with *any* source. This gap can be overcome: in order to interpret syntactic rewriting as DPOI rewriting, we need an intermediate step in which we ‘fold’ the two interfaces  $m, n$  of a string diagram  $a: m \rightarrow n$  into one  $m+n$ . This is formally defined, with the help of the compact closed structure on  $\Sigma_{\Sigma} + \mathbf{Frob}$  (Proposition 2.7), by an operation  $\ulcorner \cdot \urcorner$

$$\ulcorner a \urcorner \begin{array}{l} \xrightarrow{m} \\ \xrightarrow{n} \end{array} := \begin{array}{c} \begin{array}{|c|} \hline m \\ \hline \end{array} \\ \text{---} \\ \begin{array}{|c|} \hline a \\ \hline \end{array} \\ \text{---} \\ \begin{array}{|c|} \hline n \\ \hline \end{array} \end{array}$$

We are now ready to formulate the correspondence theorem between syntactic rewriting in  $\Sigma_{\Sigma} + \mathbf{Frob}$  and DPOI rewriting in  $\text{Csp}_{FI}(\mathbf{Hyp}_{\Sigma})$ .

**THEOREM 4.3.** *Let  $\langle l, r \rangle$  be any rewriting rule on  $\Sigma_{\Sigma} + \mathbf{Frob}$ . Then*

$$a \Rightarrow_{\langle l, r \rangle} b \quad \text{iff} \quad \langle\langle \ulcorner a \urcorner \rangle\rangle \rightsquigarrow_{\langle\langle \ulcorner \cdot \urcorner, \ulcorner \cdot \urcorner \rangle\rangle} \langle\langle \ulcorner b \urcorner \rangle\rangle.$$

**PROOF.** On the direction from left to right, suppose that  $a \Rightarrow_{\langle l, r \rangle} b$ . Thus, by definition

$$\begin{array}{c} m \\ \hline \begin{array}{|c|} \hline a \\ \hline \end{array} \\ \hline n \end{array} = \begin{array}{c} m \\ \hline \begin{array}{|c|} \hline a_1 \\ \hline \end{array} \\ \text{---} \\ \begin{array}{|c|} \hline l \\ \hline \end{array} \\ \text{---} \\ \begin{array}{|c|} \hline a_2 \\ \hline \end{array} \\ \hline n \end{array} \quad \begin{array}{c} m \\ \hline \begin{array}{|c|} \hline b \\ \hline \end{array} \\ \hline n \end{array} = \begin{array}{c} m \\ \hline \begin{array}{|c|} \hline a_1 \\ \hline \end{array} \\ \text{---} \\ \begin{array}{|c|} \hline r \\ \hline \end{array} \\ \text{---} \\ \begin{array}{|c|} \hline a_2 \\ \hline \end{array} \\ \hline n \end{array} \tag{18}$$

Using the compact closed structure of  $\mathbf{S}_\Sigma + \mathbf{Frob}$  we can put  $\ulcorner a \urcorner$  in the following shape

$$(19)$$

where

$$a_1^* :=$$

The dashed line in (19) decomposes the rightmost diagram into  $\ulcorner l \urcorner: 0 \rightarrow v_1 v_2$  followed by a diagram of type  $i + j \rightarrow m + n$ , which we name  $\tilde{a}$ . With analogous reasoning

meaning that  $\ulcorner a \urcorner = \ulcorner l \urcorner; \tilde{a}$  and  $\ulcorner b \urcorner = \ulcorner r \urcorner; \tilde{a}$ .

$$(20)$$

Next, we introduce cospans giving semantics to the various diagrams

$$\begin{aligned} \langle\langle \ulcorner l \urcorner \rangle\rangle &= 0 \rightarrow L \leftarrow i + j & \langle\langle \tilde{a} \rangle\rangle &= i + j \rightarrow C \leftarrow m + n & \langle\langle \ulcorner r \urcorner \rangle\rangle &= 0 \rightarrow R \leftarrow i + j \\ \langle\langle \ulcorner a \urcorner \rangle\rangle &= 0 \rightarrow G \leftarrow m + n & \langle\langle \ulcorner b \urcorner \rangle\rangle &= 0 \rightarrow H \leftarrow m + n. \end{aligned} \quad (21)$$

Equation (20) tells that the cospan giving semantics to  $\ulcorner a \urcorner$  (respectively,  $\ulcorner b \urcorner$ ) is the composite of cospans giving semantics to  $\ulcorner l \urcorner$  (respectively,  $\ulcorner r \urcorner$ ) and  $\tilde{a}$ . As composition of cospans is by pushout, we obtain a double-pushout diagram as in (2.5) with  $J = i + j$  and  $I = m + n$ , meaning that  $\langle\langle \ulcorner a \urcorner \rangle\rangle \rightsquigarrow_{\langle\langle \ulcorner l \urcorner, \ulcorner r \urcorner \rangle\rangle} \langle\langle \ulcorner b \urcorner \rangle\rangle$ .

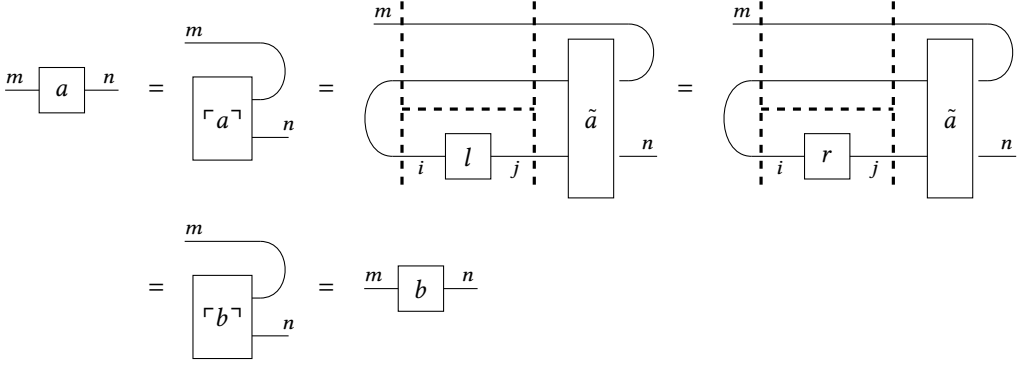
We now conclude the proof by showing the right to left direction of the statement. Suppose that  $\langle\langle \ulcorner a \urcorner \rangle\rangle \rightsquigarrow_{\langle\langle \ulcorner l \urcorner, \ulcorner r \urcorner \rangle\rangle} \langle\langle \ulcorner b \urcorner \rangle\rangle$ . Naming cospans  $\langle\langle \ulcorner a \urcorner \rangle\rangle$ ,  $\langle\langle \ulcorner b \urcorner \rangle\rangle$ ,  $\langle\langle \ulcorner l \urcorner \rangle\rangle$  and  $\langle\langle \ulcorner r \urcorner \rangle\rangle$  as in (21), this implies by definition the existence of a pushout complement  $C$  yielding a DPOI diagram as (2.5) with  $J = v_1 v_2$  and  $I = w_1 w_2$ . Now, pick  $\hat{a}: v_1 v_2 \rightarrow w_1 w_2$  such that  $\langle\langle \hat{a} \rangle\rangle = v_1 v_2 \rightarrow C \leftarrow w_1 w_2$ , which exists by fullness of  $\langle\langle \cdot \rangle\rangle$ . Because composition in  $\mathbf{Csp}_{FI}(\mathbf{Hyp}_\Sigma)$  is by pushout, the existence of such a DPOI diagram yields

$$\begin{aligned} \langle\langle \ulcorner a \urcorner \rangle\rangle &= (0 \rightarrow G \leftarrow w_1 w_2) = (0 \rightarrow L \leftarrow v_1 v_2); (v_1 v_2 \rightarrow C \leftarrow w_1 w_2) = \langle\langle \ulcorner l \urcorner \rangle\rangle; \langle\langle \hat{a} \rangle\rangle \\ \langle\langle \ulcorner b \urcorner \rangle\rangle &= (0 \rightarrow H \leftarrow w_1 w_2) = (0 \rightarrow R \leftarrow v_1 v_2); (v_1 v_2 \rightarrow C \leftarrow w_1 w_2) = \langle\langle \ulcorner r \urcorner \rangle\rangle; \langle\langle \hat{a} \rangle\rangle. \end{aligned} \quad (22)$$

Because  $\langle\langle \cdot \rangle\rangle$  is faithful, (22) yields decompositions  $\ulcorner a \urcorner = \ulcorner l \urcorner; \hat{a}$  and  $\ulcorner b \urcorner = \ulcorner r \urcorner; \hat{a}$  also on the syntactic side. This allows for a rewriting step  $a \Rightarrow_{\langle l, r \rangle} b$  as below, where the dashed lines show



how the syntactic matching (cf. the shape (7)) is performed.



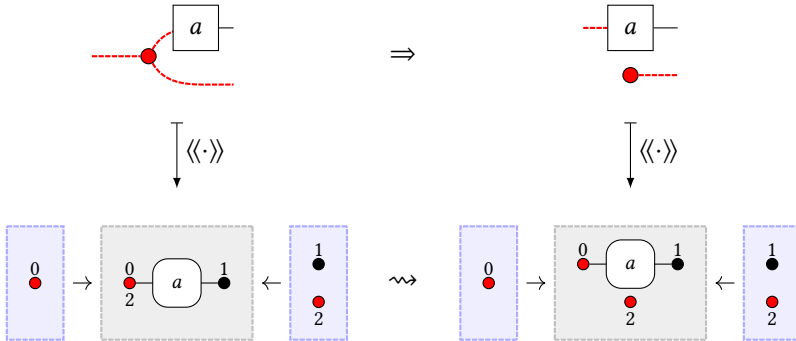
□

Furthermore, we can prove an analogous result for the rewriting of coloured PROPs, which thus subsumes and generalises the one for PROPs. Now, syntactic rewriting occurs in  $S_{C,\Sigma} +_C \mathbf{Frob}_C$ , DPOI rewriting is in  $\mathbf{Csp}_{FC|C}(\mathbf{Hyp}_{C,\Sigma})$ , and the folding operation  $\ulcorner \cdot \urcorner_C$  works as expected in the coloured setting. The result is stated below without proof.

PROPOSITION 4.4. *Let  $\langle l, r \rangle$  be any rewriting rule on  $S_{C,\Sigma} +_C \mathbf{Frob}_C$ . Then*

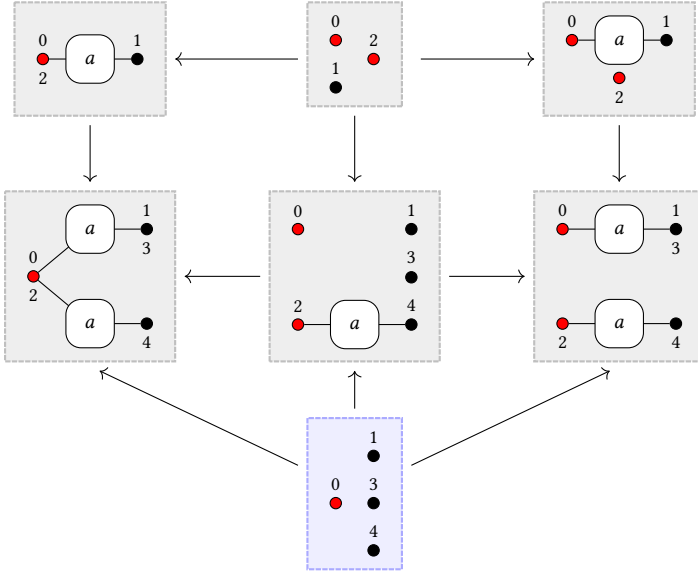
$$a \Rightarrow_{\langle l, r \rangle} b \quad \text{iff} \quad \langle\langle \ulcorner a \urcorner_C \rangle\rangle_C \rightsquigarrow_{\langle\langle \ulcorner l_C, \urcorner r_C \rangle\rangle_C} \langle\langle \ulcorner b \urcorner_C \rangle\rangle_C.$$

Example 4.5. We give an illustration of the correspondence of Proposition `refpr:colfrobienusrewriting`. Fix  $C = \{\bullet, \circ\}$  and  $\Sigma = \{\ulcorner a \urcorner\}$ , and take the  $C$ -coloured PROP  $S_{\Sigma,C} +_C (\mathbf{Frob}_\bullet + \mathbf{Frob}_\circ)$ . We consider a rule  $\alpha$  on such a PROP, together with its interpretation in  $\mathbf{Csp}_{FI}(\mathbf{Hyp}_{\Sigma,C})$



We use numbers to indicate how the morphisms in the cospan are defined. Notice that these legs may be non-injective. Also, notice how the interpretation “absorbs” the Frobenius component. With the above rule, one can perform the syntactic rewriting step  $\Rightarrow_\alpha$  . It is

implemented in  $\text{Csp}_{FI}(\text{Hyp}_{\Sigma,C})$  via the DPOI rewriting step below



Outcomes of syntactic and DPOI rewriting coincide, modulo  $\langle\langle \cdot \rangle\rangle$ .

### 4.3 Pushout complements and rewriting modulo Frobenius

In [LS05] it was shown that, in adhesive categories such as  $\text{Hyp}_{\Sigma}$ , pushout complements for  $K \rightarrow L \rightarrow G$  are surely unique only when the morphism  $K \rightarrow L$  is mono. If we have a look again at a DPOI rewrite from Section 4.1

$$\begin{array}{ccccc}
 L & \longleftarrow & K & \longrightarrow & R \\
 m \downarrow & \lrcorner & \downarrow & \lrcorner & \downarrow H \\
 G & \longleftarrow & C & \longrightarrow & H \\
 & \swarrow & \uparrow J & \searrow & \\
 & & & & 
 \end{array} \tag{23}$$

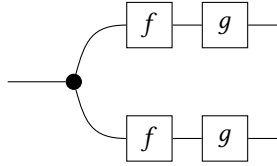
it follows that the rewritten graph  $H$  is totally determined by the map  $L \rightarrow G$  only in the case where the mapping of  $K$  into the LHS  $L$  of the rule is mono. However, when rewriting modulo Frobenius structure, there are cases where this is not true. For example, consider the relatively harmless-looking equation that captures the fact that  $f$  is one-sided inverse of  $g$

$$\boxed{f} \boxed{g} = \text{---} \tag{24}$$

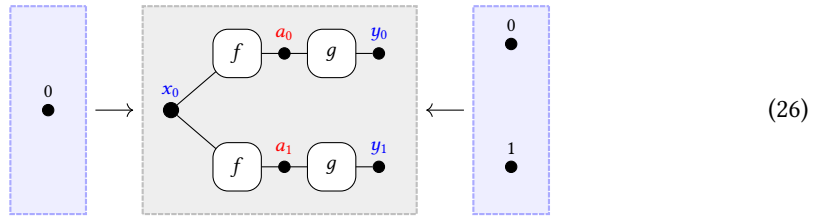
If we translate this into a hypergraph rewrite rule from the LHS to the RHS, we have no problem, because the embedding of  $K$  into  $L$  is mono

$$\boxed{0 \bullet \text{---} f \text{---} g \text{---} 1 \bullet} \longleftarrow \boxed{0 \bullet \quad 1 \bullet} \longrightarrow \boxed{0,1 \bullet} \tag{25}$$

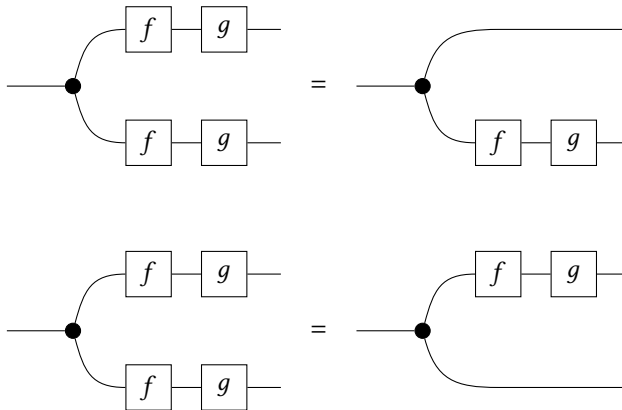
Hence, a rewrite step involving this rule will be uniquely fixed by the matching  $m$ . Consider applying the rule above to this diagram



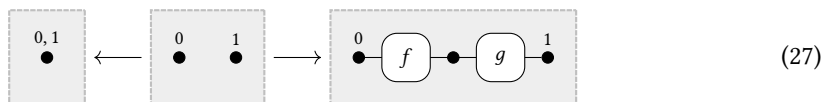
which corresponds to this cospan of hypergraphs



Then, we see the LHS of the rewrite rule (25) has exactly two matchings, corresponding to the upper and lower copies of  $f$  and  $g$ , respectively. Since the embedding of the boundary into the LHS of (25) is mono, each of these matchings corresponds to a unique way to rewrite the diagram

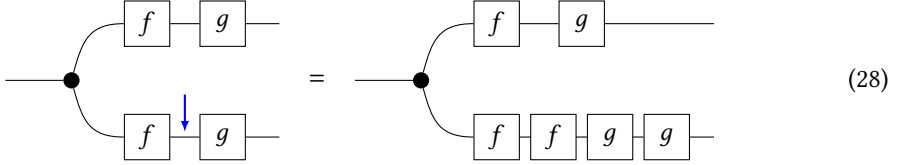


However, the identity wire in equation (24) is captured as a single node in the image of two nodes in the boundary of the rewrite rule: one corresponding to the input of the wire and one corresponding to the output. Hence, if we consider equation (24) instead as a rewrite rule from the RHS to the LHS, we obtain the following span of hypergraphs

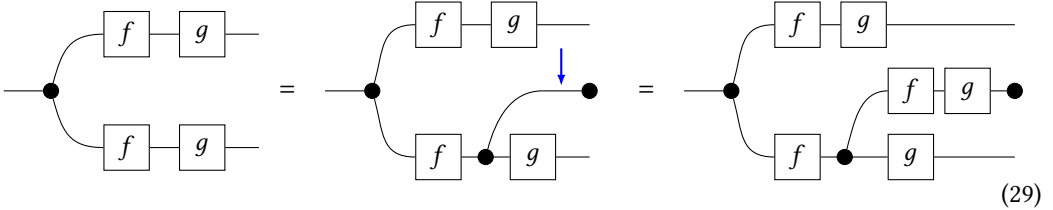


Now, there is a matching of the LHS of rule (27) for each of the nodes in (26). Unlike before, a single matching corresponds to multiple ways to rewrite the diagram, modulo Frobenius. For the

matching  $m$  whose image is the node  $a_1$ , one possible rewrite corresponds to the obvious one, where we expand the wire between  $f$  and  $g$  to contain another copy of  $f$  and  $g$



But this is not the only rewrite we can perform at this location. We can also apply some Frobenius algebra equations to create another, distinct rewrite here



Each of these corresponds to a DPO rewrite with the same matching  $m$ , but with a different context. That is, a different graph  $C$  in the DPO diagram (23) is chosen to complete the left pushout square. It is not clear *a priori* how many such contexts exist, or even if the collection of possible contexts is even finite, up to isomorphism.

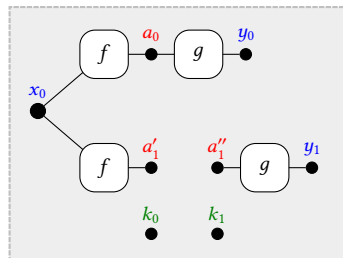
Thankfully, this question has already been answered for hypergraphs by [HJKS11], which shows that the set of pushout complements for a given pair of morphisms  $K \rightarrow L \rightarrow G$  is finite whenever  $K, L$  and  $G$  are so, and gives a method for enumerating them. While we will not give full details of this method here, we will briefly sketch how it works and apply it to example above.

We begin by constructing an “exploded” context  $K + \tilde{G}$ , which is the disjoint union of  $K$  and a new graph  $\tilde{G}$  defined as follows

- (1) Add one vertex to  $\tilde{G}$  for every vertex  $v \in G$  not in the image of  $m$ .
- (2) Add one hyperedge to  $\tilde{G}$  for every hyperedge  $h \in G$  not in the image of  $m$ .
- (3) For each hyperedge  $h \in \tilde{G}$ , let the  $i$ -th source  $\tilde{s}_i(h)$  be  $s_i(h)$  if  $s_i(h) \in \tilde{G}$ , and otherwise let it be a new, fresh vertex. Define the targets similarly.

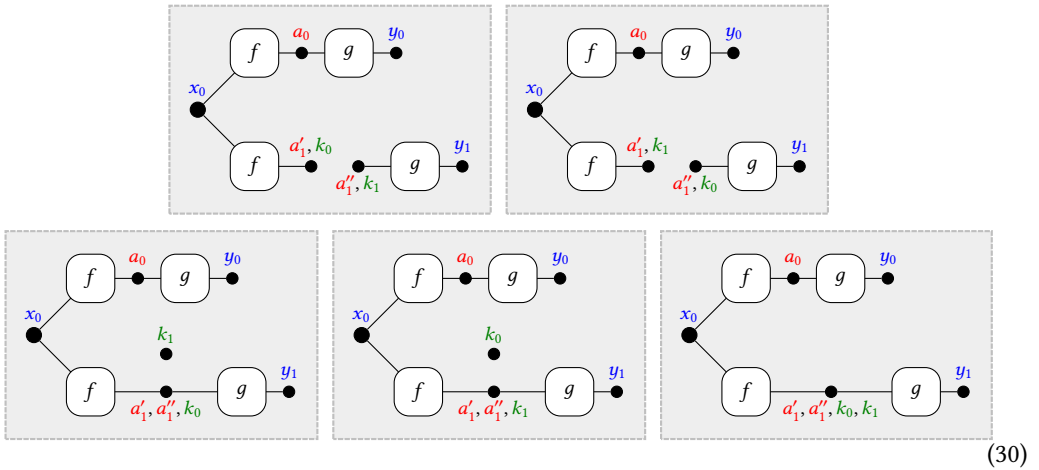
Then, [HJKS11] showed that any pushout complement  $C$  arises as a quotient of this exploded context. That is, we obtain a morphism  $n : K \rightarrow C$  by composing the embedding of  $K$  into  $K + \tilde{G}$  with the quotient map. If pushing out  $n$  along  $K \rightarrow L$  gives our matching  $m : L \rightarrow G$ , we have a valid pushout complement.

To see how this works on our example, we first compute the exploded context for the matching  $m$  whose image is the vertex  $a_1$  in (26)

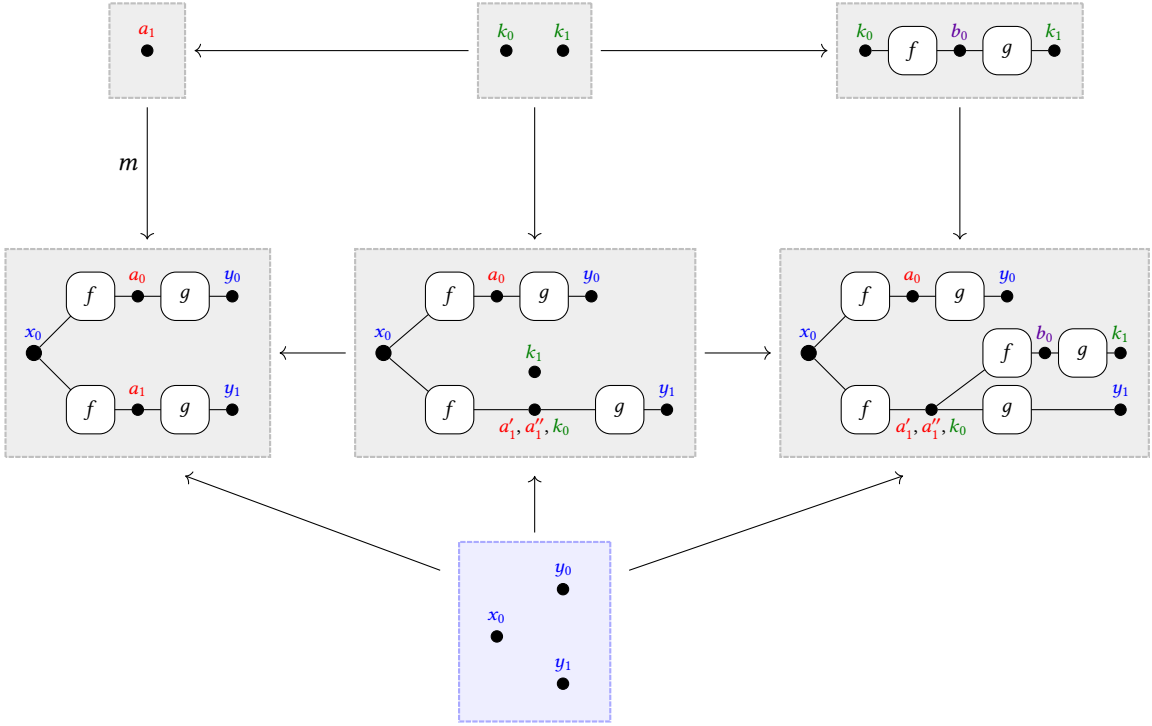


The vertices  $\{k_0, k_1\}$  come from  $K$ , and the vertices  $\{a'_1, a''_1\}$  are new, fresh copies of the vertex  $a_1$ , which was in the image of  $m$ .

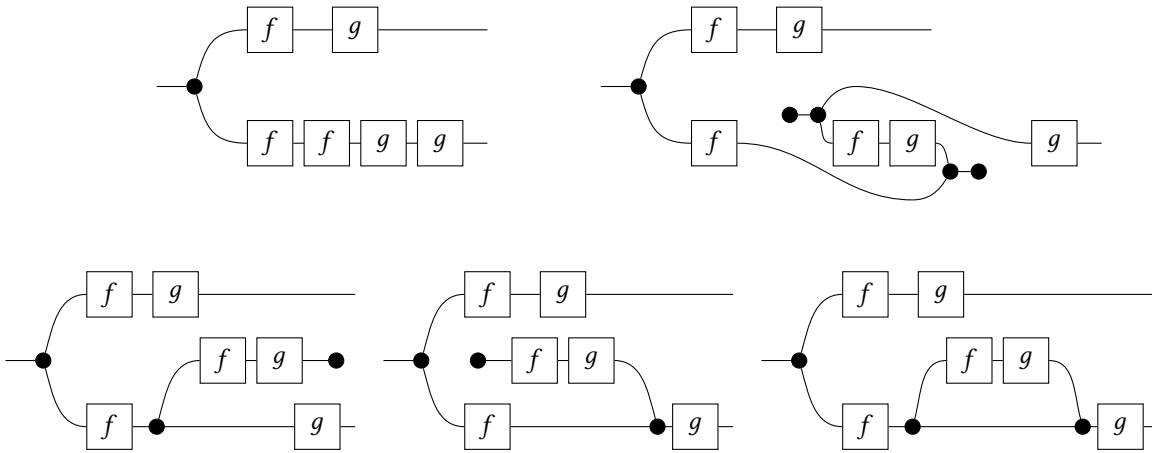
We can form candidate contexts for  $m$  as quotients of the graph above. In principle, there are exponentially many possible quotients of this graph to consider. However, after imposing the requirement that  $n : K \rightarrow C$  should pushout to give  $m : L \rightarrow G$ , only five candidates remain



Note that, even though we see the same context graph multiple times, they differ in the embedding  $n : K \rightarrow C$ , as indicated by the labels. The first context yields the “obvious” rewrite (28), whereas if we compute the DPOI diagram for the third context, we obtain (29)



If we perform this rewrite step for each of the five different contexts in (30), we obtain five different results



Thanks to Theorem 4.3, we can find all of the distinct ways of rewriting a diagram with a given rule, modulo Frobenius, by enumerating all of the matchings, then enumerating all of the valid contexts.

Finally, note that even though the mapping  $K \rightarrow L$  in rule (27) is not mono, there is only one context in (30) that yields a sound rewrite for matching  $m$  in the absence of Frobenius structure.

This is a general feature of string diagram rewriting *without* Frobenius structure, which we will revisit in the second paper in this series.

## 5 THE MULTI-FROBENIUS CASE

The previous sections have shown the the Frobenius equations are an intrinsic part of the structural rules of diagrammatic theories, distinguished from the domain-specific equations in a rewriting system. However, the hypergraph representation can absorb the structure of a Frobenius algebra, but only one per sort. This is in contrast with formalisms such as the ZX-calculus [CD08], which is a diagrammatic theory for quantum computation featuring two Frobenius algebras per sort, each having a specific physical meaning in terms of quantum observables.

This section addresses the challenge of dealing with *multiple* Frobenius algebras for single-sorted theories. In order to reach the correct combinatorial domain we need an intermediate step, moving from a single-sorted to a coloured setting. Concretely, our starting domain will be a PROP  $\mathbb{C}$ , with  $n$  Frobenius algebras. From this, we build a  $n$ -coloured PROP  $\mathbb{D}_\Upsilon$ , where each colour carries one of the Frobenius structures. In order for this representation to be functorial, “colour-switch” connectors are added –e.g.  $\text{---}\blacklozenge\text{---}$  switches from red to black– together with a set  $\Upsilon$  of equations of the form  $\text{---}\blacklozenge\blacklozenge\text{---} = \text{---}\blacklozenge\blacklozenge\text{---}$ , making all sorts in  $\mathbb{D}_\Upsilon$  isomorphic.

We shall prove that  $\mathbb{C} \rightarrow \mathbb{D}_\Upsilon$  is actually an *equivalence* of coloured PROPs, meaning that  $\mathbb{D}_\Upsilon$  is a faithful representation of the information carried by  $\mathbb{C}$ . By working in the multi-sorted setting provided by  $\mathbb{D}_\Upsilon$ , we can now exploit the correspondence established in Proposition 4.4. However, we will need a further step: The elimination of redundant switches remaining after the application of a rule, and it is obtained by using  $\Upsilon$  as a (strongly normalising) rewrite system. Thus our implementation establishes a new correspondence stating that “Rewriting PROPs with  $C$  Frobenius algebras” corresponds to “DPOI rewriting of hypergraphs with  $C$ -sorted nodes, in  $\Upsilon$ -normal form.”

### 5.1 The Polychromatic Interpretation

Throughout this and the next sections we fix a prop

$$\mathbb{C} := S_\Sigma + \text{Frob} + \text{Frob}$$

freely generated by a signature  $\Sigma$  and two Frobenius algebras (cf. Section 2.3), together with a rewriting system  $\mathcal{R}$  on  $\mathbb{C}$ . Our goal is to provide a DPOI implementation for  $\mathcal{R}$ -rewriting in  $\mathbb{C}$ .

**REMARK 5.1.** *Even though our exposition deals with rewriting modulo two Frobenius algebras, this is just for simplicity. The theory works for an arbitrary number of Frobenius algebras, via a straightforward generalisation of the developments presented in this section.*

Towards this goal, this section provides the intermediate step of representing  $\mathbb{C}$  in terms of a coloured prop  $\mathbb{D}_\Upsilon$ ; this setup will make our diagrammatic theory adapted to DPOI rewriting, via Proposition 4.4.  $\mathbb{D}_\Upsilon$  is defined as follows. Consider a signature of “colour conversion” operations  $\Gamma$  (cf. Remark 2.14 and Example 2.26), which we denote graphically as

$$\Gamma = \{ \text{---}\blacklozenge\text{---} : \bullet \rightarrow \bullet, \text{---}\blacklozenge\text{---} : \bullet \rightarrow \bullet \}$$

together with equations

$$\Upsilon = \{ \text{---}\blacklozenge\blacklozenge\text{---} = \text{---}\blacklozenge\blacklozenge\text{---}, \text{---}\blacklozenge\blacklozenge\text{---} = \text{---} \}$$


Then  $\mathbb{D}$  is defined as the  $\{\bullet, \bullet\}$ -coloured prop

$$\mathbb{D} := S_{\{\bullet, \bullet\}, \Sigma \uplus \Gamma} +_{(\bullet, \bullet)} (\text{Frob}_\bullet + \text{Frob}_\bullet) \quad (31)$$

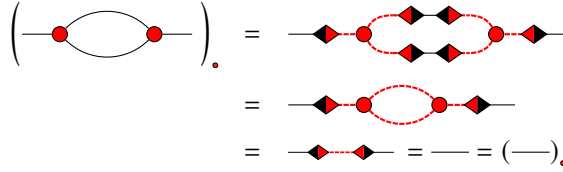
and  $\mathbb{D}_\Upsilon$  as  $\mathbb{D}$  quotiented by  $\Upsilon$ . Notice that  $\mathbb{D}_\Upsilon$  is generated by the same signature  $\Sigma$  as  $\mathbb{C}$ , including operations on sort  $\bullet$ , but also from the colour conversion operations in  $\Gamma$ . Whereas the two Frobenius

structures in  $\mathbb{C}$  were on the same sort, the two in  $\mathbb{D}_\Gamma$  are on two different sorts:  $\bullet$  and  $\bullet$ . We use  $+\{(\bullet, \bullet)\}$  (cf. Example 2.13) to identify the sorts of  $\mathbf{Frob}_\bullet + \mathbf{Frob}_\bullet$  with those of  $S_{\{\bullet, \bullet\}, \Sigma \cup \Gamma}$ .

We now define the ‘‘polychromatic interpretation’’  $(\cdot)_\bullet : \mathbb{C} \rightarrow \mathbb{D}_\Gamma$ . Intuitively,  $(\cdot)_\bullet$  will ‘‘shift’’ one of the two Frobenius structures of  $\mathbb{C}$  from sort  $\bullet$  to sort  $\bullet$ , so that each sort hosts a single Frobenius algebra. Formally,  $(\cdot)_\bullet : \mathbb{C} \rightarrow \mathbb{D}_\Gamma$  is a morphism of coloured props, where  $\mathbb{C}$  is here seen as a  $\{\bullet\}$ -coloured prop. It suffices to define  $(\cdot)_\bullet$  on the generating objects and arrows of  $\mathbb{C}$ . For objects, the single sort  $\bullet$  of  $\mathbb{C}$  is mapped to  $\bullet$ . For arrows,  $(\cdot)_\bullet$  acts as the identity with the exception of the generators of the second Frobenius algebra



Notice that equations  $\Upsilon$  are needed in order for this functor to be well-defined. For instance, they ensure preservation of the separability law for the ‘‘red’’ Frobenius algebra



REMARK 5.2. As  $(\cdot)_\bullet$  has been defined in terms of the generators of  $\mathbb{C}$  and  $\mathbb{D}$ , it will sometimes be useful to regard, by abuse of notation,  $(\cdot)_\bullet$  as a mapping from formal string diagrams of the generators of  $\mathbb{C}$  to morphisms in  $\mathbb{D}$ . It is worth noting that this mapping would not extend to a well-defined functor from  $\mathbb{C}$  to  $\mathbb{D}$ , since the latter is missing the equations of  $\Upsilon$ .

It is essential for our developments that the polychromatic interpretation is without loss (or gain) of information. This is guaranteed by the following result.

PROPOSITION 5.3.  $(\cdot)_\bullet$  induces an equivalence  $\mathbb{C} \simeq \mathbb{D}_\Gamma$  in CPROP.

PROOF. We have already shown that  $(\cdot)_\bullet$  gives a strict monoidal functor from  $\mathbb{C}$  to  $\mathbb{D}_\Gamma$ . We define another functor  $K : \mathbb{D}_\Gamma \rightarrow \mathbb{C}$  on objects by letting  $K(\bullet) = K(\bullet) = \bullet$ . Since  $\mathbb{D}_\Gamma$  is presented by generators and equations, it suffices to say what it does on generators of  $\mathbb{D}_\Gamma$ . It sends the generators  $\Sigma$  and the two Frobenius algebras to their monochromatic versions, whereas it sends each of the two colour-changers in  $\Gamma$  to  $\text{id}_\bullet$ . One can straightforwardly check this gives a well-defined, strict monoidal functor and that  $K((\cdot)_\bullet) = \text{Id}_\mathbb{C}$ . So, it remains only to give a natural isomorphism  $\kappa : \text{Id}_{\mathbb{D}_\Gamma} \cong (K(\cdot))_\bullet$ .

For a word  $w$  in  $\{\bullet, \bullet\}$ ,  $(K(\cdot))_\bullet = \bullet^{|w|}$ . So, let  $\kappa_w : w \rightarrow \bullet^{|w|}$  be the unique monoidal product of  $\text{id}_\bullet$  and  $\text{---}\blacklozenge\text{---}$  morphisms of the correct type. This is an isomorphism by construction. Naturality then follows from the definition of  $(\cdot)_\bullet$  and the equations  $\Upsilon$ .  $\square$

REMARK 5.4. The construction in this section ‘‘splits the difference’’ between the two coproducts discussed in Section 2.3. As noted there, the embedding  $U : \text{PROP} \rightarrow \text{CPROP}$  does not preserve coproducts. However, we can consider the introduction of the colour changers and equations  $\Upsilon$  as a weak truncation operation on coloured props  $(\cdot)^\bullet$ , which forces all of the colours to be isomorphic to  $\bullet$ . Then, we do indeed have an equivalence of coloured props  $U(\mathbb{A} + \mathbb{A}') \simeq (U(\mathbb{A}) + U(\mathbb{A}'))^\bullet$ . Proposition 5.3 is then the instantiation of this fact for  $\mathbb{A} := S_\Sigma + \mathbf{Frob}$  and  $\mathbb{A}' := \mathbf{Frob}$ .



## 5.2 Interpreting the Rewriting

Now that we represented  $\mathbb{C}$  as a coloured prop  $\mathbb{D}_\Upsilon$ , we can pass to hypergraphs by instantiating Proposition 3.12.

**COROLLARY 5.5.** *There exists an isomorphism of  $\{\bullet, \circ\}$ -coloured PROPs between  $\mathbb{D}_\Upsilon$  and  $\text{Csp}_{F_{\{\bullet, \circ\}}, I_{\{\bullet, \circ\}}}(\text{Hyp}_{\{\bullet, \circ\}, \Sigma \cup \Upsilon})$  quotiented by  $\langle\langle \Upsilon \rangle\rangle_{\{\bullet, \circ\}}$ .*

With respect to rewriting, Corollary 5.5 is still unsatisfactory: Rewriting in  $\mathbb{D}_\Upsilon$  (and thus in  $\mathbb{C}$ ) corresponds to DPOI rewriting in  $\text{Csp}_{F_{\{\bullet, \circ\}}, I_{\{\bullet, \circ\}}}(\text{Hyp}_{\{\bullet, \circ\}, \Sigma \cup \Upsilon})$  only modulo the equations  $\Upsilon$ . Clearly, it would be computationally obnoxious – and definitively not an implementation – to reason about rewriting of  $\langle\langle \Upsilon \rangle\rangle_{\{\bullet, \circ\}}$ -equivalence classes of graphs. We now proceed in steps towards a solution to the problem. First, henceforth we shall treat the two equations in  $\Upsilon$  as rewriting rules on  $\mathbb{D}$ , with a left-to-right orientation. For simplicity we write  $\Upsilon$  also the resulting rewriting system. We then observe the following.

**LEMMA 5.6.**  *$\Upsilon$  is terminating and confluent on  $\mathbb{D}$ .*

Our next goal is then to show that rewriting modulo  $\Upsilon$  can be simulated without loss of generality by putting a graph in  $\Upsilon$ -normal form and then apply the rewriting rule. However, a naive application of this approach immediately poses problems, as it is shown by the following example.

*Example 5.7.* Suppose  $\Sigma$  contains an operation  $\boxed{\circ}$  and consider the rewrite rule  $\alpha$  defined as  $\boxed{\circ} \circ \bullet \Rightarrow \boxed{\circ} \bullet$ . Under the interpretation  $(\cdot)_\bullet$ , it yields a rule  $\alpha_\bullet$  in  $\mathbb{D}$  defined as  $\boxed{\circ} \circ \bullet \Rightarrow \boxed{\circ} \bullet$ . The translated rule conflicts with  $\Upsilon$ , meaning that  $\Upsilon$  can erase  $\alpha_\bullet$ -redexes. For instance

$$\begin{array}{ccc}
 \boxed{\circ} \circ \bullet & \xrightarrow{\Upsilon} & \boxed{\circ} \bullet \\
 \downarrow \alpha & & \downarrow \\
 \boxed{\circ} \bullet & & \boxed{\circ} \bullet
 \end{array} \quad (32)$$

This kind of problematic example motivates the following transformation on the rewrite rules of  $\mathbb{D}$ . As a preparatory step, we record the following lemma, where  $\downarrow c$  is the unique  $\Upsilon$ -normal form of a morphism  $c$  of  $\mathbb{D}$ , guaranteed by Lemma 5.6.

**LEMMA 5.8.** *Let  $l$  be a morphism of  $\mathbb{D}$  in the image of  $(\cdot)_\bullet$ . Then, there is a morphism  $l'$  not containing any  $\Upsilon$ -redex such that (in  $\mathbb{D}$ )*

$$n \boxed{\downarrow l} m = \begin{array}{c} \begin{array}{ccc} \begin{array}{c} p_1 \\ \vdots \\ p_s \end{array} & \begin{array}{c} \bullet \\ \vdots \\ \bullet \end{array} & \begin{array}{c} q_1 \\ \vdots \\ q_r \end{array} \\ \hline \begin{array}{c} j_1 \\ \vdots \\ j_s \end{array} & \boxed{l'} & \begin{array}{c} k_1 \\ \vdots \\ k_r \end{array} \end{array} \end{array} \quad (33)$$

where  $p_1 + j_1 + \dots + p_s + j_s = n$  and  $q_1 + k_1 + \dots + q_r + k_r = m$ , with  $p_i, j_i, q_i, k_i \in \mathbb{N}$ . Moreover, there is a unique such  $l'$  in  $\mathbb{D}$  for each  $l$ .

**PROOF.** Given  $l$ , by Lemma 5.6 there is a unique  $\downarrow l$  in  $\Upsilon$ -normal form. Because  $l$  is in the image of  $(\cdot)_\bullet$ , besides  $\bullet \circ \bullet$  and  $\bullet \circ \bullet$  it can only contain  $\bullet$ -sorted operators, and external dangling wires are also of sort  $\bullet$ : thus every wire of sort  $\bullet$  inside  $\downarrow l$  can only be connected to the left boundary via a  $\bullet \circ \bullet$  and to the right boundary via a  $\bullet \circ \bullet$ . Using the laws of SMCs to “pull out” all such connecting operators towards the corresponding boundary, we obtain the left-hand side of (33).  $\square$

We are now ready to introduce the transformation that will remove the conflicts between a rewrite rule and  $\Upsilon$ .

*Definition 5.9.* Let  $\alpha$  be a rewriting rule of type  $\bullet^n \rightarrow \bullet^m$  on  $\mathbb{D}$

$$\boxed{l} \xRightarrow{\alpha} \boxed{r}$$

We obtain  $l'$  through Lemma 5.8

$$\boxed{l} \xRightarrow{\alpha} \boxed{l'}$$

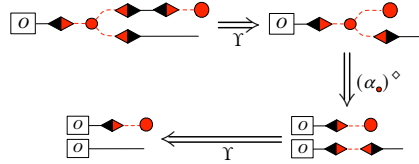
The rule  $\alpha^\diamond$  is defined as

$$\boxed{l'} \xRightarrow{\alpha^\diamond} \boxed{r}$$

Given a rewriting system  $\mathcal{R}$ , we write  $\mathcal{R}^\diamond = \{\alpha^\diamond \mid \alpha \in \mathcal{R}\}$ .

It is instructive to show how this transformation neutralises the problem of (32).

*Example 5.10.* The rule  $\alpha$  from Example 5.7 is transformed into  $(\alpha)^\diamond$ , defined as  $\Rightarrow$  Observe that coexistence with  $\Upsilon$  is not problematic anymore, as  $\Upsilon$  cannot erase  $(\alpha)^\diamond$ -redexes. For instance, in computation (32) we are not stuck anymore



We now have all the ingredients to state the main theorem of the paper: The DPOI rewriting implementation of rewriting in  $\mathbb{C}$ .

**THEOREM 5.11.** *Let  $\mathcal{R}$  be a rewriting system on  $\mathbb{C}$ . Then*

$$a \Rightarrow_{\mathcal{R}} b \quad \text{iff} \quad \downarrow \langle \langle a \rangle \rangle_{\{\bullet, \bullet\}} \Rightarrow \langle \langle \mathcal{R}^\diamond \rangle \rangle_{\{\bullet, \bullet\}} \Rightarrow^* \langle \langle \Upsilon \rangle \rangle_{\{\bullet, \bullet\}} \downarrow \langle \langle b \rangle \rangle_{\{\bullet, \bullet\}}$$

Contrary to the situation depicted at the beginning of the section, in Theorem 5.11 DPOI rewriting in the combinatorial domain is “on-the-nose”: instead of dealing with  $\langle \langle \Upsilon \rangle \rangle_{\{\bullet, \bullet\}}$ -equivalence classes of hypergraphs, we can now deal exclusively with  $\langle \langle \Upsilon \rangle \rangle_{\{\bullet, \bullet\}}$ -normal forms, which thanks to Lemma 5.6 are straightforward to compute.

The proof of Theorem 5.11 will go in steps. The theory so far ensures a correspondence between

- rewriting in  $\mathbb{C}$  and rewriting in  $\mathbb{D}_\Upsilon$ , thanks to Proposition 5.3;
- rewriting in  $\mathbb{D}$  and rewriting in  $\text{Csp}_{F_{\{\bullet, \bullet\}}} I_{\{\bullet, \bullet\}}(\text{Hyp}_{\{\bullet, \bullet\}, \Sigma \oplus \Gamma})$ , thanks to Proposition 4.4.

Thus the only missing link to complete the correspondence in Theorem 5.11 is to adequately represent rewriting in  $\mathbb{D}_\Upsilon$  as rewriting in  $\mathbb{D}$ . This is the remit of the next section.

### 5.3 Adequacy of the Implementation

For the purposes of this section, let  $\mathcal{R}$  be a rewriting system on  $\mathbb{D}$ . We focus on the missing piece of the proof of Theorem 5.11: Showing that the rule transformation of Definition 5.9 is an adequate implementation for  $\mathcal{R}$ -rewriting modulo  $\Upsilon$  in  $\mathbb{D}$ .

PROPOSITION 5.12. *Let  $c$  and  $d$  be arrows in  $\mathbb{D}$ . Then*

$$c \stackrel{\star}{\Leftrightarrow}_{\Upsilon} \Rightarrow_{\mathcal{R}} \stackrel{\star}{\Leftrightarrow}_{\Upsilon} d \text{ iff } \downarrow c \Rightarrow_{\mathcal{R}^{\diamond}} \stackrel{\star}{\Leftrightarrow}_{\Upsilon} \downarrow d.$$

The proof will follow from Propositions 5.13 and 5.16. For the right-to-left direction (completeness), we can prove a stronger statement.

PROPOSITION 5.13.  *$c \Rightarrow_{\mathcal{R}^{\diamond}} d$  implies  $c \stackrel{\star}{\Leftrightarrow}_{\Upsilon} \Rightarrow_{\mathcal{R}} \stackrel{\star}{\Leftrightarrow}_{\Upsilon} d$ .*

PROOF. For the sake of readability, all the diagrams in the proofs of this section are depicted with unlabelled wires: it is intended that each wire stands for a number of parallel wires of the same type, arbitrary but compatible with its position in the diagram.

We know  $c$  has a redex for  $\alpha^{\diamond}$  for some rule  $\alpha \in \mathcal{R}$ . If  $\alpha$  is given by  $l \Rightarrow r$ , then  $\alpha^{\diamond}$  rewrites  $c$  as

$$\begin{array}{c} \text{---} \boxed{C} \text{---} \\ = \\ \text{---} \boxed{C_1} \text{---} \boxed{l'} \text{---} \boxed{C_2} \text{---} \end{array} \quad (34)$$

$$\Rightarrow_{\alpha^{\diamond}} \text{---} \boxed{C_1} \text{---} \boxed{r} \text{---} \boxed{C_2} \text{---} \quad (35)$$

In light of (34),  $c$  modulo  $\Upsilon$  contains a redex for  $\alpha$  as well

$$\begin{array}{c} \text{---} \boxed{C_1} \text{---} \boxed{l'} \text{---} \boxed{C_2} \text{---} \\ \stackrel{\star}{\Leftrightarrow}_{\Upsilon} \text{---} \boxed{C_1} \text{---} \boxed{l'} \text{---} \boxed{C_2} \text{---} \\ \stackrel{\star}{\Leftrightarrow}_{\Upsilon} \text{---} \boxed{C_1} \text{---} \boxed{l} \text{---} \boxed{C_2} \text{---} \\ \Rightarrow_{\alpha} \text{---} \boxed{C_1} \text{---} \boxed{r} \text{---} \boxed{C_2} \text{---} \end{array}$$

where the second step is justified by the definition of  $l'$  as in (33). Thus rewriting with  $\alpha$  modulo  $\Upsilon$  gives the same outcome as applying  $\alpha^{\diamond}$ . This proves the statement.  $\square$

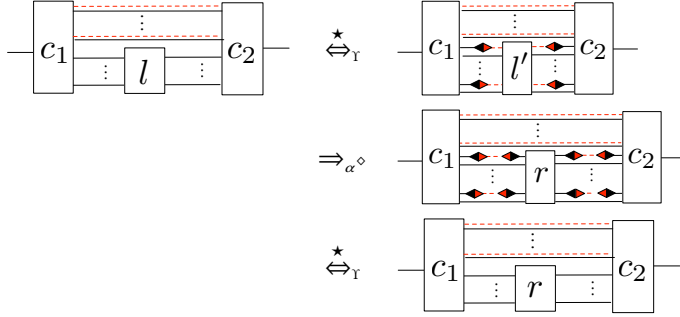
The left-to-right direction (soundness) of Proposition 5.12 requires more work. First, we have that  $\mathcal{R}^{\diamond}$  is as powerful as  $\mathcal{R}$ , modulo  $\Upsilon$ .

LEMMA 5.14.  *$c \stackrel{\star}{\Leftrightarrow}_{\Upsilon} \Rightarrow_{\mathcal{R}} \stackrel{\star}{\Leftrightarrow}_{\Upsilon} d$  iff  $c \stackrel{\star}{\Leftrightarrow}_{\Upsilon} \Rightarrow_{\mathcal{R}^{\diamond}} \stackrel{\star}{\Leftrightarrow}_{\Upsilon} d$ .*

PROOF. It suffices to show that  $c \Rightarrow_{\mathcal{R}} d$  implies  $c \stackrel{\star}{\Leftrightarrow}_{\Upsilon} \Rightarrow_{\mathcal{R}^{\diamond}} \stackrel{\star}{\Leftrightarrow}_{\Upsilon} d$  and  $c \Rightarrow_{\mathcal{R}^{\diamond}} d$  implies  $c \stackrel{\star}{\Leftrightarrow}_{\Upsilon} \Rightarrow_{\mathcal{R}} \stackrel{\star}{\Leftrightarrow}_{\Upsilon} d$ . For the left-to-right implication, the assumption is that  $c$  contains a redex for a rule  $\alpha \in \mathcal{R}$ , say of the form  $l \Rightarrow r$

$$\begin{array}{c} \text{---} \boxed{C} \text{---} \\ = \\ \text{---} \boxed{C_1} \text{---} \boxed{l} \text{---} \boxed{C_2} \text{---} \\ \Rightarrow_{\alpha} \text{---} \boxed{C_1} \text{---} \boxed{r} \text{---} \boxed{C_2} \text{---} \end{array} \quad (36)$$

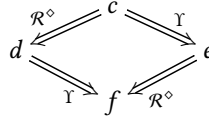
Then, modulo  $\Upsilon$ ,  $c$  also contains a redex for  $(l \Rightarrow r)^\diamond$ . Applying this rule yields the same outcome, modulo- $\Upsilon$ , as (36)



This proves the left-to-right implication of the statement. The right-to-left implication is given by Proposition 5.13.  $\square$

The next step is to show that  $\Rightarrow_{\mathcal{R}^\diamond}$  satisfies a “diamond property” with respect to  $\Upsilon$ . This property implies that  $\Upsilon$ -rewriting does not interfere with  $\mathcal{R}^\diamond$ -rewriting—whence the latter can be assumed without loss of generality to work on arrows in  $\Upsilon$ -normal form, as in the desired implementation (Proposition 5.12). As shown in Example 5.7, the diamond property fails for arbitrary rewriting systems and justifies the introduction of the transformation  $(\cdot)^\diamond$ .

LEMMA 5.15 (DIAMOND PROPERTY). *If  $c \Rightarrow_{\mathcal{R}^\diamond} d$  and  $c \Rightarrow_{\Upsilon} e$  then there exists an  $f$  such that  $d \Rightarrow_{\Upsilon} f$  and  $e \Rightarrow_{\mathcal{R}^\diamond} f$*



PROOF. This is immediate from the fact that, by Definition 5.9,  $\mathcal{R}^\diamond$  contains no  $\Upsilon$ -redex. Therefore,  $\mathcal{R}^\diamond$  and  $\Upsilon$  are orthogonal rewriting systems (i.e. they have no critical pairs between each other).  $\square$

We are now ready to show soundness.

PROPOSITION 5.16.  $c \stackrel{\star}{\Leftarrow}_{\Upsilon} \Rightarrow_{\mathcal{R}^\diamond} \stackrel{\star}{\Leftarrow}_{\Upsilon} d$  implies  $\downarrow c \Rightarrow_{\mathcal{R}^\diamond} \stackrel{\star}{\Leftarrow}_{\Upsilon} \downarrow d$ .

PROOF. Since  $\Upsilon$  is confluent and terminating (Lemma 5.6), the conclusion is equivalent to  $\downarrow c \Rightarrow_{\mathcal{R}^\diamond} \stackrel{\star}{\Leftarrow}_{\Upsilon} \downarrow d$ , so we focus on this statement.

Assume  $c \stackrel{\star}{\Leftarrow}_{\Upsilon} \Rightarrow_{\mathcal{R}^\diamond} \stackrel{\star}{\Leftarrow}_{\Upsilon} d$ . By Lemma 5.14, this implies  $c \stackrel{\star}{\Leftarrow}_{\Upsilon} \Rightarrow_{\mathcal{R}^\diamond} \stackrel{\star}{\Leftarrow}_{\Upsilon} d$ . Since  $\Upsilon$  is confluent and terminating, this implies  $c \stackrel{\star}{\Leftarrow}_{\Upsilon} \downarrow c \stackrel{\star}{\Leftarrow}_{\Upsilon} \Rightarrow_{\mathcal{R}^\diamond} \stackrel{\star}{\Leftarrow}_{\Upsilon} \downarrow d$ .

We can now drop the first part of the rewrite sequence and focus on  $\downarrow c \stackrel{\star}{\Leftarrow}_{\Upsilon} \Rightarrow_{\mathcal{R}^\diamond} \stackrel{\star}{\Leftarrow}_{\Upsilon} \downarrow d$ . By repeatedly applying Lemma 5.15, we can commute  $\Rightarrow_{\mathcal{R}^\diamond}$  through  $\stackrel{\star}{\Leftarrow}_{\Upsilon}$  to obtain  $\downarrow c \Rightarrow_{\mathcal{R}^\diamond} \stackrel{\star}{\Leftarrow}_{\Upsilon} \downarrow d$ . Finally, merging  $\stackrel{\star}{\Leftarrow}_{\Upsilon}$  and  $\stackrel{\star}{\Leftarrow}_{\Upsilon}$  yields  $\downarrow c \Rightarrow_{\mathcal{R}^\diamond} \stackrel{\star}{\Leftarrow}_{\Upsilon} \downarrow d$  as required.  $\square$

5.3.1 Proof of Theorem 5.11. We now have all the pieces to conclude the proof of our main result.

PROOF OF THEOREM 5.11. First, we have a correspondence at the level of syntactic rewriting (Definition 2.15) in the props  $\mathbb{C}$  and  $\mathbb{D}_\Upsilon$

$$\boxed{a \Rightarrow_{\mathcal{R}} b \text{ in } \mathbb{C}} \quad \text{iff} \quad \boxed{a_\bullet \Rightarrow_{\mathcal{R}_\bullet} b_\bullet \text{ in } \mathbb{D}_\Upsilon} \quad (37)$$

This is ensured by the fact that  $(\cdot)_*$  is a functorial and full and faithful mapping. Second, we interpret  $\Upsilon$  as a set of rewrite rules instead of a set of equations. Then, rewriting in  $\mathbb{D}_\Upsilon$  is just the same as rewriting in  $\mathbb{D}$  modulo  $\Upsilon$ -rewriting. Starting from the right-hand side of (37)

$$\boxed{a_* \Rightarrow_{\mathcal{R}_*} b_*} \text{ in } \mathbb{D}_\Upsilon \quad \text{iff} \quad \boxed{a_* \xrightarrow{\star} \Upsilon \Rightarrow_{\mathcal{R}_*} \xrightarrow{\star} \Upsilon b_*} \text{ in } \mathbb{D} \quad (38)$$

where  $a_*$  and  $b_*$  are understood on the right as arrows of  $\mathbb{D}$ , cf. Remark 5.2. Third, we use Proposition 5.12 to give an implementation for rewriting modulo- $\Upsilon$ . Starting from the right-hand side of (38)

$$\boxed{a_* \xrightarrow{\star} \Upsilon \Rightarrow_{\mathcal{R}_*} \xrightarrow{\star} \Upsilon b_*} \text{ in } \mathbb{D} \quad \text{iff} \quad \boxed{\Downarrow a_* \Rightarrow_{\mathcal{R}_*^\circ} \xrightarrow{\star} \Upsilon \Downarrow b_*} \text{ in } \mathbb{D} \quad (39)$$

Last, Corollary 5.5 and Proposition 4.4 yield the correspondence between rewriting in  $\mathbb{D}$  and DPO-rewriting in  $\text{Csp}_{F_{\{\bullet\bullet\}}, I_{\{\bullet\bullet\}}}(\text{Hyp}_{\{\bullet\bullet\}, \Sigma \uplus \Gamma})$ . Starting from the right-hand side of (39)

$$\boxed{\Downarrow a_* \Rightarrow_{\mathcal{R}_*^\circ} \xrightarrow{\star} \Upsilon \Downarrow b_*} \text{ in } \mathbb{D} \quad \text{iff} \quad \boxed{\langle\langle \Downarrow a_* \rangle\rangle_{\{\bullet\bullet\}} \Rightarrow \langle\langle \mathcal{R}_*^\circ \rangle\rangle_{\{\bullet\bullet\}} \Rightarrow \langle\langle \Upsilon \rangle\rangle_{\{\bullet\bullet\}} \langle\langle \Downarrow b_* \rangle\rangle_{\{\bullet\bullet\}}} \text{ in } \text{Csp}_{F_{\{\bullet\bullet\}}, I_{\{\bullet\bullet\}}}(\text{Hyp}_{\{\bullet\bullet\}, \Sigma \uplus \Gamma}) \quad (40)$$

Notice that  $\langle\langle \Downarrow a_* \rangle\rangle_{\{\bullet\bullet\}} = \Downarrow \langle\langle a_* \rangle\rangle_{\{\bullet\bullet\}}$ , where the normal form on the right is computed in  $\text{Csp}_{F_{\{\bullet\bullet\}}, I_{\{\bullet\bullet\}}}(\text{Hyp}_{\{\bullet\bullet\}, \Sigma \uplus \Gamma})$  with the rules  $\langle\langle \Upsilon \rangle\rangle_{\{\bullet\bullet\}}$ . To conclude, by chaining (37) to (40) we obtain the statement of the theorem.  $\square$

## 6 CASE STUDY: INTERACTING BIALGEBRAS

The natural use-cases for rewriting modulo Frobenius equations come from the study of multiple, interacting Frobenius algebras. Perhaps the best studied example is a pair of such algebras whose respective monoid and comonoid structures interact as bialgebras

$$\begin{array}{c} \text{(b)} \\ \text{(c1)} \\ \text{(c2)} \end{array} \quad \begin{array}{c} \text{(u)} \\ \text{(u')} \end{array} \quad (41)$$

$$\begin{array}{c} \text{(b')} \\ \text{(c1')} \\ \text{(c2')} \end{array} \quad \begin{array}{c} \text{(u')} \end{array} \quad (42)$$

and whose induced 'cup' and 'cap' maps coincide

$$\begin{array}{c} \text{(ca)} \\ \text{(cu)} \end{array} \quad (43)$$

This system is referred to as  $\mathbb{IB}$  [BSZ14] and forms the core of the *ZX-calculus* [CD08], which has recently been extended to give sound and complete equational theories for approximately [JPV18] and fully [NW17] universal families of quantum circuits.

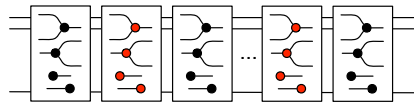
### 6.1 A Representation Theorem

This section will propose a rewriting strategy that exploits the DPO implementation presented in the previous sections and allows for turning any diagram of such an "interacting bialgebra" into a suitable normal form.

The first step is to note that from the rules above one can derive (see e.g. [CD08]) the following two rules, which will soon be useful

$$\begin{array}{l}
 \text{(d)} \quad \text{Diagram with } \bullet \text{ and } \bullet \text{ nodes} = \text{Diagram with } \bullet \text{ and } \bullet \text{ nodes} \\
 \text{(h)} \quad \text{Diagram with } \bullet \text{ and } \bullet \text{ nodes} = \text{Diagram with } \bullet \text{ and } \bullet \text{ nodes} \\
 \text{(u1)} \quad \bullet \bullet = \text{Dashed box} \\
 \text{(u2)} \quad \bullet \bullet = \text{Dashed box}
 \end{array} \tag{44}$$

A generic diagram composed of generators from these two Frobenius algebras consists of arbitrarily many alternating layers of  $\bullet$  and  $\bullet$  generators



Any such diagram can be rewritten into a  $\bullet$ -reduced form that consists of just four layers: An initial layer of  $\bullet$ -comonoid structure, followed by  $\bullet$ -monoid structure, followed by  $\bullet$ -comonoid structure, followed by a final layer of  $\bullet$ -monoid structure

$$\text{Diagram with four layers of generators} \tag{45}$$

We call this the  $\bullet$ -reduced form because there is no internal layer of  $\bullet$  generators. We now characterise these forms in terms of their associated hypergraphs with interfaces. To express hypergraphs with interfaces compactly and unambiguously, we adopt the following notational conventions

- (1) As we did in Example 3.14, hyperedges corresponding to  $\bullet \blacklozenge \bullet$  and  $\bullet \blacklozenge \bullet$  are depicted as unlabelled, directed edges between nodes of appropriate colour, hence

$$\begin{array}{l}
 \text{Diagram with } \bullet \text{ node and interfaces } 0 = \langle \langle \bullet \blacklozenge \bullet \rangle \rangle \\
 \text{Diagram with } \bullet \text{ node and interfaces } 0 = \langle \langle \bullet \blacklozenge \bullet \rangle \rangle
 \end{array}$$

- (2) To avoid writing interfaces explicitly, we will indicate these by consistently placing labels above nodes for inputs and below nodes for outputs. For example, the following hypergraph with interfaces is abbreviated as

$$\text{Hypergraph with interfaces} := \text{Abbreviated hypergraph with interfaces } [2] \text{ and } G$$

Using these conventions, the rules in the system  $\Upsilon$  can be written as the following two DPOI rules



Hence, normalising with respect to  $\Upsilon$  contracts away any node with precisely one in-edge and one out-edge. We are now ready to characterise  $\bullet$ -reduced forms.

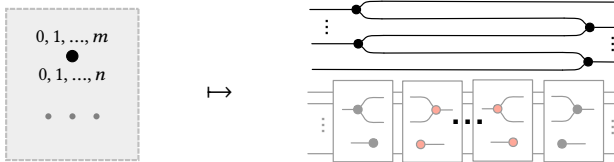
**PROPOSITION 6.1.** *A string diagram generated by two Frobenius algebras  $\bullet$  and  $\circ$  is in  $\bullet$ -reduced form as in (45) (modulo Frobenius equations) if and only if its associated hypergraph with interfaces  $I_1 \rightarrow G \leftarrow I_2$  satisfies the following conditions.  $G$  is directed acyclic and every  $\bullet$  node in  $G$  is either*

- (I) *in the image of a single node in  $I_1$  and has no in-edges,*
- (O) *in the image of a single node in  $I_2$  and has no out-edges, or*
- (IO) *in the image of one or more nodes in **both**  $I_1$  and  $I_2$ .*

**PROOF.** When hypergraph nodes representing Frobenius algebra generators are composed, they fuse together. Hence, the nodes in  $G$  correspond to maximal connected components of Frobenius algebra generators of the same colour.

First, suppose a string diagram is in the form of (45). Then, each  $\bullet$  node in the hypergraph  $G$  corresponds to a maximal connected component of  $\bullet$ -Frobenius generators in (45). We first note that any (co)unit connected to a (co)multiplication can be reduced away. Hence, we need to consider only 5 cases for connected components of  $\bullet$  generators: (1) a counit applied to an input wire, (2) a unit applied to an output wire, (3) a tree of comultiplications applied to an input wire, (4) a tree of multiplications connected to an output wire, or (5) a connected component of cases (3) and (4). Cases (1) and (3) yield a  $\bullet$  node of type (I). Cases (2) and (4) yield a node of type (O), and case (5) yields a node of type (IO).

Conversely, we can interpret each of the  $\bullet$  nodes of types (I) and (O) as cases (1)-(4) described above. The only difficult case is nodes of type (IO). These can be interpreted as a ‘zig-zag’ of  $\bullet$  comultiplications in the first layer of (45) and multiplications in the last layer, with no  $\circ$  generators in between



□

Crucially, an hypergraph with interfaces which satisfies the conditions above contains no *interior*  $\bullet$  nodes, i.e. nodes not in the image of  $I_1$  or  $I_2$ . Eliminating these nodes will form the main component of the strategy below. In order to obtain a hypergraph with interfaces satisfying these conditions, we first perform the transformation of the interacting bialgebra rules into a DPOI rewrite system. This is a mechanical procedure, but for clarity, we will show it explicitly for the rule (b). Following the recipe of Theorem 5.11, we first use  $(\cdot)_\bullet$  to get the polychromatic interpretation —(46) below— then apply  $(\cdot)^\circ$  to shift the colour change maps on inputs/outputs to the right-hand side —(47)—

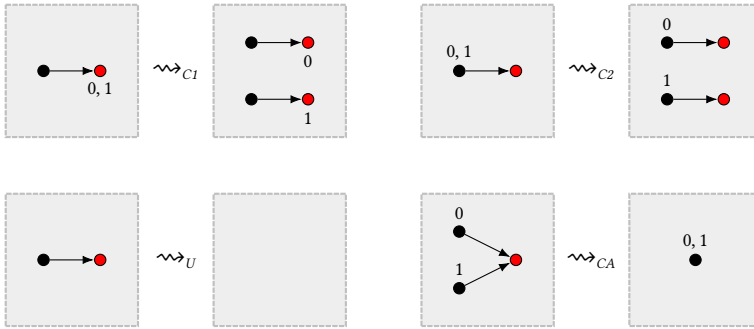
and finally apply  $\langle\langle \cdot \rangle\rangle_{\{\bullet, \circ\}}$  to interpret

(46)

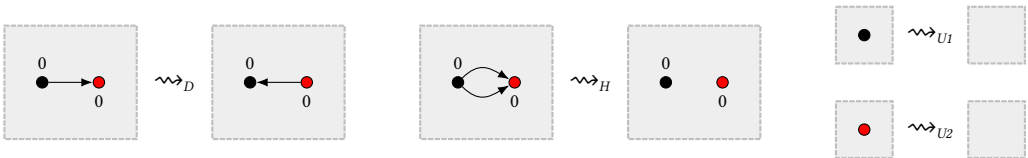
(47)

(48)

Similarly, the rules  $(cp1)$ ,  $(cp2)$ ,  $(u)$ , and  $(ca)$  produce the following



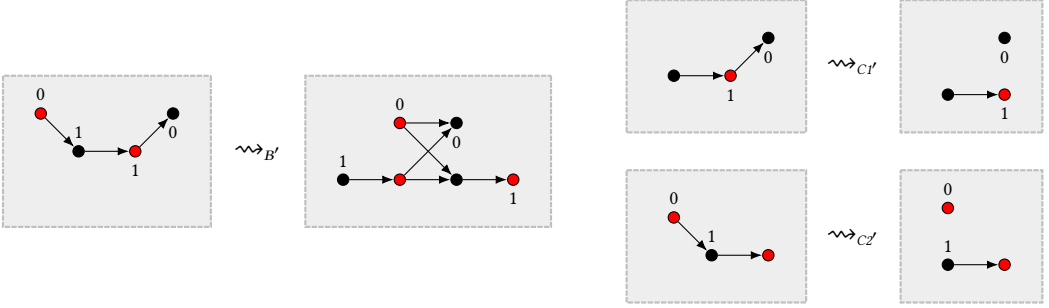
We have mentioned the derived equations in box (44) because, once we translate them into DPOI rules, we see that rule  $(d)$  allows to reverse the direction of an arbitrary edge, rule  $(h)$  to delete parallel edges, and rules  $(u1)$  and  $(u2)$  to delete single, isolated nodes



Note the rule  $(D)$  (and its converse) render the additional equations in box (42) and the rule  $(u)$  redundant, since they are the same as the rules above, but with some of the directions reversed. Hence, the strategy we will describe only relies on the DPOI rules above. First, we derive variations



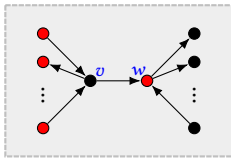
of the laws (B), (C1), and (C2)



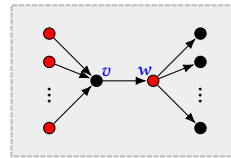
Unlike the original rules, these variations will terminate in the strategy below. They are obtained by applying the original rule to their LHS, then normalising with respect to the rules (Y1) and (Y2).

**Reduction Strategy** We begin with a hypergraph with interfaces  $I_1 \rightarrow G \leftarrow I_2$ , whose interfaces  $I_1, I_2$  are all of the  $\bullet$ -sort. It should be understood that after every rewrite step, the graph is normalised with respect to rules (Y1) and (Y2). The strategy proceeds as follows

- (1) Reduce as much as possible using rules (U1), (U2), and (H), using the inverse of rule (D) to create additional redxes for (H) if necessary.
- (2) If there are no interior  $\bullet$  nodes, go to step 5. Otherwise, fix a full sub-graph consisting of a single interior  $\bullet$  node  $v$ , a neighbouring  $\bullet$  node  $w$ , and all of the nodes adjacent to  $v$  and  $w$ . This looks like the graph (49) below, where the directions of the edges can be arbitrary. Apply the rule (D) or its converse to direct all of the edges in the sub-graph from left to right, thus obtaining (50)

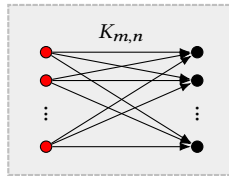


(49)



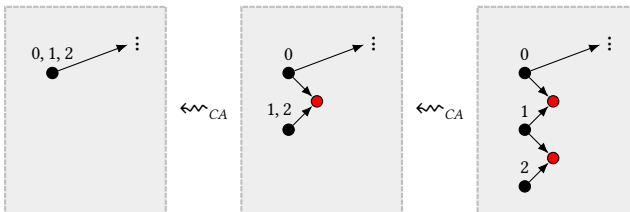
(50)

- (3) Reduce sub-graph (50) as much as possible using rules (B'), (C1'), (C2'), and (U). This will eliminate  $v$  and  $w$ , yielding a totally connected bipartite graph between their neighbours



(51)

- (4) If there are remaining interior  $\bullet$  nodes, go to step 1.
- (5) If a  $\bullet$  node is in the image of multiple nodes in  $I_1$  and of no nodes in  $I_2$ , apply the converse of rule (CA) to split it into multiple  $\bullet$  nodes connected by  $\bullet$  nodes. For example



We split nodes only in the image of  $I_2$  similarly.

- (6) Apply (D) or its converse to direct the remaining edges from the image of  $I_1$ , to the  $\bullet$  nodes, then to the image of  $I_2$ .

**THEOREM 6.2.** *The **Reduction Strategy** above terminates and yields a graph in reduced form.*

**PROOF.** First we show termination. Steps 1, 2, 3, and 6 clearly terminate after finitely many rule applications. We now show that step 4 terminates yielding a graph of the shape  $K_{m,n}$ .

If either  $v$  or  $w$  has no additional neighbours, then  $(B')$  has no redex, whilst exactly one of the rules  $(C1')$ ,  $(C2')$ , or  $(U)$  will have a redex. Applying any of these rules will strictly decrease the edges in (50) without creating a redex for  $(B')$ , so step 4 will terminate.

Suppose that both  $v$  and  $w$  have at least one additional neighbour. Then only the rule  $(B')$  has a redex. Applying  $(B')$  propagates one in-edge of a  $\bullet$  node to the right, past an out-edge of a  $\bullet$  node, possibly creating more  $\bullet$  and  $\bullet$  nodes in the process. However, each of the new  $\bullet$  nodes will be 'closer' to the output of the graph, in the sense that the total number of out-edges for successor  $\bullet$  nodes will have decreased. Repeatedly applying  $(B')$  will thus terminate once all of the in-edges on  $\bullet$  nodes have been propagated to the right as much as possible. Moreover, application of the rule  $(B')$  preserves the number of paths from the left nodes in (50) to the right nodes. Since precisely one path exists from every node on the left to every node on the right, this procedure yields  $K_{m,n}$  at termination.

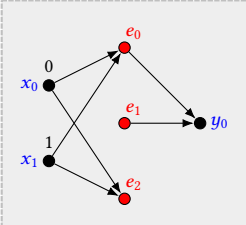
Each iteration of steps 1-4 reduces the number of interior  $\bullet$  nodes by 1. Hence, it terminates after  $n$  iterations for  $n$  interior  $\bullet$  nodes with no interior  $\bullet$  nodes. Step 5 guarantees all remaining, non-interior  $\bullet$  nodes are of the form (I), (O), or (IO) as in Proposition 6.1, and step 6 guarantees the directed acyclicity conditions.  $\square$

## 6.2 Rewriting as quantifier elimination

We close this section with a brief discussion about the  $\bullet$ -reduced form, and its relationship to the semantics of  $\mathbb{IB}$ . It was shown in [BSZ14] that the prop for  $\mathbb{IB}$  is isomorphic to the prop  $\mathbf{LinRel}(\mathbb{Z}_2)$  of  $\mathbb{Z}_2$ -linear relations. That is, morphisms  $S : m \rightarrow n$  are linear sub-spaces  $S \subseteq \mathbb{Z}_2^m \times \mathbb{Z}_2^n \cong \mathbb{Z}_2^{m+n}$ ,  $\oplus$  is given by direct product, and composition is done relation-style

$$(v, w) \in (S; T) \iff \exists u. (v, u) \in S, (u, w) \in T \quad (52)$$

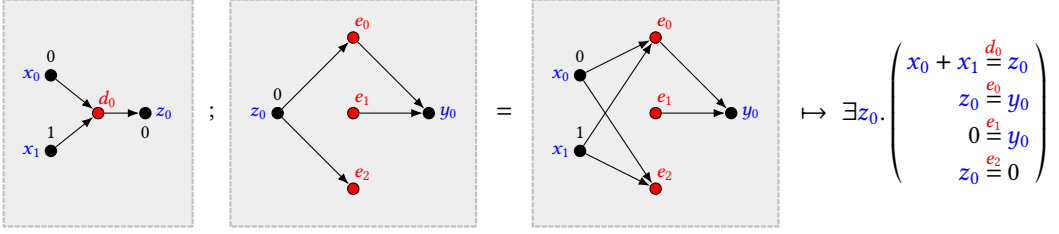
As explained in [Zan15], the  $\bullet$ -reduced form (called the *cospan form* therein) enables us to 'read off'  $S$  as an homogeneous system of equations (or equivalently, as a basis for  $S^\perp$ ). In this form,  $\bullet$  nodes correspond to variables, and  $\bullet$  nodes to equations, whose LHS and RHS consist of those variables connected by in-edges and out-edges, respectively. For example, the diagram below represents the space of solutions to the following system of equations



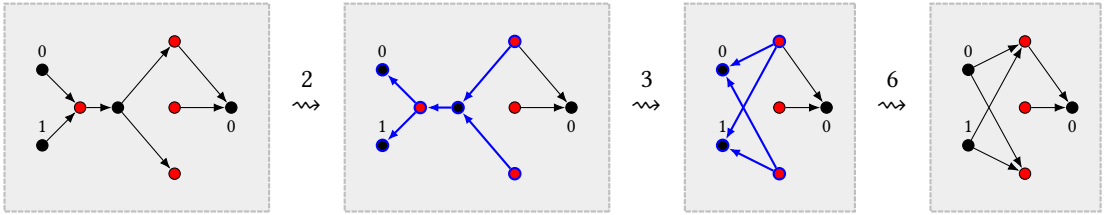
$$\mapsto \begin{pmatrix} x_0 + x_1 & e_0 & y_0 \\ 0 & e_1 & y_0 \\ x_0 + x_1 & e_2 & 0 \end{pmatrix} \quad (53)$$

This interpretation gives a semantical view of the **Reduction Strategy** as a quantifier elimination procedure. The main purpose of the procedure is to eliminate interior  $\bullet$ -nodes. Since these nodes arise from sequential compositions in  $\mathbf{LinRel}(\mathbb{Z}_2)$ , equation (52) tells that they correspond to

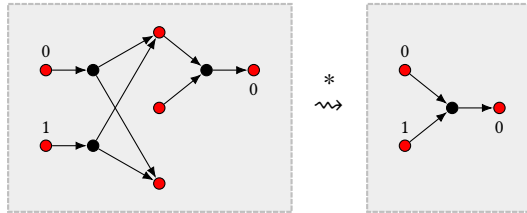
existentially quantified variables



The core of the **Reduction Strategy** are steps 2 and 3. The former isolates an existentially quantified variable  $z$  on the LHS of an equation  $e$ , and step 3 substitutes any occurrence for that variable with its RHS, simultaneously eliminating  $z$  and  $e$ . Applying this procedure to the diagram above yields the  $\bullet$ -reduced form in (53)



Since everything in  $\mathbb{IB}$  and the **Reduction Strategy** is colour-symmetric, we can use the same strategy to compute the analogous  $\bullet$ -reduced forms. To do so, we first pre- and post-compose with colour changers to obtain a graph with an interface consisting entirely of  $\bullet$ -nodes, then apply the **Reduction Strategy** with the colours reversed. Applying this to example (53) yields



This again gives a canonical representation of a sub-space  $S$  (called the *span form*), but this time as a basis for  $S$  itself, rather than  $S^\perp$  [Zan15].  $\bullet$ -nodes correspond to basis vectors, where the presence of an edge indicates a 1 in the corresponding position. The final diagram in the rewrite sequence above represents  $S$  as  $\text{span}\{((1, 1), (0))\} \subseteq \mathbb{Z}_2^2 \times \mathbb{Z}_2$ , which is indeed the space of solutions to the system given in (53).

Note that we have focused on the case of  $\mathbb{IB}$  and  $\mathbb{Z}_2$ -linear equations because it is the simplest. It was shown in [BSZ17b] that this system generalises straightforwardly to a system  $\mathbb{IB}_F$  that has as its prop  $\text{LinRel}(F)$  for an arbitrary field  $F$ . In that case, we introduce a family of generators for each  $a \in F \setminus \{0, 1\}$  that give weights to edges. By modifying the **Reduction Strategy** to account for these weights, we can still obtain a (slightly more elaborate) procedure for removing internal nodes. This then gives the graphical analogue to quantifier elimination over an arbitrary field  $F$ .

Interestingly, this graphical version of quantifier elimination is *inherently compositional*. It is possible to introduce generators and relations, breaking the semantic connection with  $\text{LinRel}(F)$ , while using **Reduction Strategy** on sub-diagrams in the  $\mathbb{IB}_F$  fragment. This technique can exploit the fact that the ZX-calculus contains  $\mathbb{IB}$  to perform peephole optimisations on quantum circuits, even though the latter have a more complex semantics than  $\text{LinRel}(\mathbb{Z}_2)$ .

For yet another perspective, recall that  $\mathbb{B}$  enjoys a modular characterisation in terms of distributive laws of PROPs [BSZ14], which prescribes that each diagram can be turned into *cospan form* and *span form*. As observed, these correspond to  $\bullet$ -reduced and  $\bullet$ -reduced forms respectively: thus our result provides algorithmic means to reach them, that was lacking in the abstract picture. It also fills the main gap in formulating the realisability procedure for signal flow graphs [BSZ15, BSZ17a] entirely as a diagram rewriting procedure.

## 7 CONCLUSIONS

Increasingly, string diagrams are establishing themselves as the yardstick formalism to reason compositionally about graphical models of computation across different fields. These developments demand a mathematical foundation of how to *compute* with equational theories of string diagrams, seen as rewrite systems. In this work, we laid out such foundations, in the form of a sound and complete interpretation of string diagram rewriting as double-pushout rewriting of a suitable domain of hypergraphs. One fundamental aspect of this modelling is the presence of *interfaces*: the compositional nature intrinsic to string diagrams has to be adequately mirrored in the hypergraph interpretation, which we achieved resorting to the theory of cospans, graphs with interfaces and the associated notion of rewriting.

From the viewpoint of string diagrams, the key advantage of working under the hypergraph interpretation is that the structural laws usually imposed on the diagrammatic syntax get absorbed in the combinatorial representation. In this way, instead of having to deal with the subtleties of rewriting modulo those structural laws, one may use double-pushout rewriting “on-the-nose” on the corresponding hypergraphs.

Furthermore, we saw how absorbing all the structural laws becomes way subtler once there are more than one Frobenius structure at stake. In that situation, we were able to come up with an adequate interpretation by imposing extra structure to distinguish the different Frobenius algebras, which was suitably normalised during the rewriting procedure.

We concluded the paper with a comprehensive case study, in which we proposed a terminating rewriting strategy for the theory of Interacting Bialgebras. This is a well-studied diagrammatic calculus, with cross-disciplinary applications. The richness of the calculus, featuring two bialgebras and two Frobenius algebras, had previously made in very difficult and unweildy to study with rewriting. Using our interpretation, the two Frobenius algebras featuring in Interacting Bialgebras get absorbed, drastically simplifying its study. This led us to a representation theorem, a reduction strategy, and a semantical view of such strategy as quantifier elimination.

The work presented in this paper is only the first part of the story: we have presented a characterisation of string diagram rewriting modulo Frobenius algebras, and showed that it matches naturally double-pushout rewriting of certain combinatorial structures. But what about equational theories not featuring any Frobenius algebra? Building on the framework developed so far, in the sequel of this paper we will show how also these theories, in which rewriting just happens modulo the laws of symmetric monoidal categories, without any additional structure, can be characterised in terms of double-pushout rewriting. Next, we will complete our framework by investigating confluence in the context of string diagram rewriting.

## REFERENCES

- [ASW09] Luisa Albasini, Nicoletta Sabadini, and Robert F. C. Walters. Cospans and spans of graphs: a categorical algebra for the sequential and parallel composition of discrete systems. *Preprint arXiv:0909.4136*, 2009.
- [B67] Jean Bénabou. Introduction to bicategories. In *Reports of the Midwest Category Seminar*, volume 47 of *LNM*, pages 1–77. Springer, 1967.
- [BCR17] John Baez, Brandon Coya, and Franciscus Rebro. Props in network theory. *Preprint arXiv:1707.08321*, 2017.

- [BE15] John Baez and Jason Erbele. Categories in control. *Theory and Application of Categories*, 30:836–881, 2015.
- [BG01] Roberto Bruni and Fabio Gadducci. Some algebraic laws for spans (and their connections with multirelations). In *RelMiS 2001*, volume 44(3) of *ENTCS*, pages 175–193. Elsevier, 2001.
- [BGK09] Filippo Bonchi, Fabio Gadducci, and Barbara König. Synthesising CCS bisimulation using graph rewriting. *Information and Computation*, 207(1):14–40, 2009.
- [BGK<sup>+</sup>16] Filippo Bonchi, Fabio Gadducci, Aleks Kissinger, Paweł Sobociński, and Fabio Zanasi. Rewriting modulo symmetric monoidal structure. In *LiCS 2016*, pages 710–719. ACM, 2016.
- [BGK<sup>+</sup>17] Filippo Bonchi, Fabio Gadducci, Aleks Kissinger, Paweł Sobociński, and Fabio Zanasi. Confluence of graph rewriting with interfaces. In *ESOP 2017*, volume 10201 of *LNCS*, pages 141–169. Springer, 2017.
- [BGK<sup>+</sup>18] Filippo Bonchi, Fabio Gadducci, Aleks Kissinger, Paweł Sobociński, and Fabio Zanasi. Rewriting with Frobenius. In *LICS 2018*, pages 165–174. ACM, 2018.
- [BHPS17] Filippo Bonchi, Joshua Holland, Dusko Pavlovic, and Paweł Sobociński. Refinement for signal flow graphs. In *CONCUR*, 2017.
- [BPSZ19] Filippo Bonchi, Robin Piedeleu, Paweł Sobociński, and Fabio Zanasi. Graphical affine algebra. In *LICS 2019*, 2019.
- [BSZ14] Filippo Bonchi, Paweł Sobociński, and Fabio Zanasi. Interacting bialgebras are Frobenius. In *FoSSaCS 2014*, volume 8412 of *LNCS*, pages 351–365. Springer, 2014.
- [BSZ15] Filippo Bonchi, Paweł Sobociński, and Fabio Zanasi. Full abstraction for signal flow graphs. In *POPL 2015*, pages 515–526. ACM, 2015.
- [BSZ17a] Filippo Bonchi, Paweł Sobociński, and Fabio Zanasi. The calculus of signal flow diagrams I: Linear relations on streams. *Information and Computation*, 252:2–29, 2017.
- [BSZ17b] Filippo Bonchi, Paweł Sobociński, and Fabio Zanasi. Interacting Hopf algebras. *Journal of Pure and Applied Algebra*, 221(1):144 – 184, 2017.
- [Bur93] Albert Burroni. Higher dimensional word problems with applications to equational logic. *Theoretical Computer Science*, 115(1):43–62, 1993.
- [CD08] Bob Coecke and Ross Duncan. Interacting quantum observables. In *ICALP 2008*, volume 5216 of *LNCS*, pages 298–310. Springer, 2008.
- [CK17] Bob Coecke and Aleks Kissinger. *Picturing Quantum Processes - A first course in Quantum Theory and Diagrammatic Reasoning*. Cambridge University Press, 2017.
- [CW87] Aurelio Carboni and Robert F. C. Walters. Cartesian bicategories I. *Journal of Pure and Applied Algebra*, 49(1-2):11–32, 1987.
- [DDK10] Lucas Dixon, Ross Duncan, , and Aleks Kissinger. Open graphs and computational reasoning. In *Proceedings of the 6th workshop on Developments in Computational Models*, volume 26 of *Electronic Proceedings in Theoretical Computer Science (EPTCS)*, 2010.
- [DK13] Lucas Dixon and Aleks Kissinger. Open-graphs and monoidal theories. *Mathematical Structures in Computer Science*, 23(2):308–359, 2013.
- [EK04] Hartmut Ehrig and Barbara König. Deriving bisimulation congruences in the DPO approach to graph rewriting. In *FoSSaCS 2004*, volume 2987 of *LNCS*, pages 151–166. Springer, 2004.
- [Gad07] Fabio Gadducci. Graph rewriting for the  $\pi$ -calculus. *Mathematical Structures in Computer Science*, 17(3):407–437, 2007.
- [GH98] Fabio Gadducci and Reiko Heckel. An inductive view of graph transformation. In *WADT 1997*, volume 1376 of *LNCS*, pages 223–237. Springer, 1998.
- [HJKS11] Marvin Heumüller, Salil Joshi, Barbara König, and Jan Stückrath. Construction of pushout complements in the category of hypergraphs. In *GCM 2010*, volume 39 of *ECEASST*. EASST, 2011.
- [HP07] Martin Hyland and John Power. Lawvere theories and monads. In *Plotkin Festschrift*, volume 172 of *ENTCS*, pages 437–458. Elsevier, 2007.
- [JPV18] Emmanuel Jeandel, Simon Perdrix, and Renaud Vilmart. A complete axiomatisation of the ZX-calculus for Clifford+T quantum mechanics. In *LICS 2018*, pages 569–578. ACM, 2018.
- [JS91] Andre Joyal and Ross Street. The geometry of tensor calculus, I. *Advances in Mathematics*, 88(1):55–112, 1991.
- [JSV96] André Joyal, Ross Street, and Dominic Verity. Traced monoidal categories. *Math Procs Cambridge Philosophical Society*, 119(3):447–468, 4 1996.
- [KZ15] A. Kissinger and V. Zamdzhiw. Quantomatic: A proof assistant for diagrammatic reasoning. In *CADE 2015*, volume 9195 of *LNCS*, pages 326–336. Springer, 2015.
- [Lac04] Steve Lack. Composing PROPs. *Theory and Application of Categories*, 13(9):147–163, 2004.
- [Laf03] Yves Lafont. Towards an algebraic theory of Boolean circuits. *Journal of Pure and Applied Algebra*, 184(2–3):257–310, 2003.
- [LS05] Steve Lack and Paweł Sobociński. Adhesive and quasiadhesive categories. *Theoretical Informatics and Applications*, 39(3):511–546, 2005.

- [Mac65] Saunders Mac Lane. Categorical algebra. *Bulletin of the American Mathematical Society*, 71(1):40–106, 1965.
- [Mim14] Samuel Mimram. Towards 3-dimensional rewriting theory. *Logical Methods in Computer Science*, 10(2), 2014.
- [MS09] John MacDonald and Laura Scull. Amalgamations of categories. *Canadian Mathematical Bulletin*, 52:273–284, 2009.
- [NW17] Kang Feng Ng and Quanlong Wang. A universal completion of the ZX-calculus. *CoRR*, abs/1706.09877, 2017.
- [Plu05] Detlef Plump. Confluence of graph transformation revisited. In *Klop Festschrift*, volume 3838 of *LNCS*, pages 280–308. Springer, 2005.
- [Plu10] Detlef Plump. Checking graph-transformation systems for confluence. In *Kreowski Festschrift*, volume 26 of *ECEASST. EASST*, 2010.
- [RSW05] Robert Rosebrugh, Nicoletta Sabadini, and R. F. C. Walters. Generic commutative separable algebras and cospans of graphs. *Theory and Application of Categories*, 17(6):164–177, 2005.
- [Sel10] Peter Selinger. Autonomous categories in which  $A = A^*$ . In *QPL 2010*, pages 151–160, 2010.
- [Sel11] Peter Selinger. A survey of graphical languages for monoidal categories. *Springer Lecture Notes in Physics*, 13(813):289–355, 2011.
- [SS05] Vladimiro Sassone and Paweł Sobociński. Reactive systems over cospans. In *LiCS 2005*, pages 311–320. ACM, 2005.
- [Zan15] Fabio Zanasi. *Interacting Hopf Algebras: The Theory of Linear Systems*. PhD thesis, École Normale Supérieure de Lyon, 2015.