

Feature-Based Software Design Pattern Detection

Najam Nazar^{a,*}, Aldeida Aleti^b

Faculty of IT, Monash University, Australia

ARTICLE INFO

Keywords:

Software design patterns
code features
word-space-model
machine learning

ABSTRACT

Software design patterns are standard solutions to common problems in software design and architecture. Knowing that a particular module implements a design pattern is a shortcut to design comprehension. Manually detecting design patterns is a time consuming and challenging task; therefore, researchers have proposed automatic design patterns detection techniques to facilitate software developers. However, these techniques show low performance for certain design patterns. In this work, we introduce an approach that improves the performance over the state-of-the-art by using code features with machine learning classifiers to automatically train a design pattern detection. We create a semantic representation of source code from the code features and the call graph, and apply the *Word2Vec* algorithm on the semantic representation to construct the word-space geometric model of the Java source code. DPD_F then uses a Machine Learning approach trained using the word-space model and identifies software design patterns with 78% Precision and 76% Recall. Additionally, we have compared our results with two existing design pattern detection approaches namely FeatureMaps & MARPLE-DPD. Empirical results demonstrate that our approach outperforms the benchmark approaches by 30% and 10% respectively in terms of Precision. The runtime performance also supports its practical applicability.

1. Introduction

Design pattern detection is an active research field and in recent years gained enormous attention by software engineering professionals (Mayvan and Rasoolzadegan, 2017). (Kuchana, 2004) defines design patterns as “*recurring solutions to common problems in a given context and system of forces*”. Since their popularisation by the ‘Gang of Four’ (GoF) (Gamma et al., 1995) in the 1990s, many identified design patterns have been widely adopted by software professionals to improve the quality of software design, architecture, and to facilitate code reuse and refactoring. Recognising that a particular software module implements a design pattern can greatly assist in program comprehension, and consequently improve software maintenance (Prechelt et al., 2002). While design patterns can be easily detected by looking at the source code, the complexity of software projects and the differences in coding styles of software developers makes it hard to find the exact locations in code where the patterns have been implemented.

Automatic detection of design patterns has shown usefulness in assisting software developers to quickly and correctly comprehend and maintain unfamiliar source code, ultimately leading to higher developer productivity (Walter and Alkhaeir, 2016; Scanniello et al., 2015; Gaitani et al., 2015; Christopoulou et al., 2012). The majority of existing methods reverse engineer the source code to identify the design patterns (Detten et al., 2010; Lucia et al., 2011) or build tools to detect design patterns in the source code e.g. (Hautamäki, 2005; Moreno and Marcus, 2012), and utilise code metrics e.g. (Uchiyama et al., 2011). Although it is relatively easy to obtain structural elements from the source code such as classes, attributes, methods etc. and transform them into

graphs or other representations, they always show low accuracy and fail to effectively predict the majority of design patterns (Yu et al., 2018). At the same time, capturing semantic (lexical) information from the source code is challenging and has not been attempted yet in identify design patterns effectively. Translating source code to natural language text has been effectively used in generating source code summaries with high accuracy (Hu et al., 2018; McBurney and McMillan, 2015, 2016; Moreno et al., 2013), including our own work on identifying summary sentences from code fragments (Nazar et al., 2016). Therefore, we hypothesise that lexical-based code features extracted from the source code will increase the accuracy of design pattern detection.

In this paper, we introduce Feature-Based Design Pattern Detection (DPD_F) that uses source code features - both structural and lexical, and employs machine learning classifiers to predict a wider range of design patterns, with higher accuracy compared to the state-of-the-art. Our approach builds a call graph and extract 15 source code features to generate a Software Syntactic and Lexical Representation (SSLR). The SSLR provides the lexical and syntactic information of the Java files as well as the relationships between the files’ classes, methods etc., in the natural language form. Using this SSLR, we build a word-space geometrical model of Java files by applying the *Word2Vec* algorithm. We train a supervised machine learning classifier, DPD_F on design patterns using the labelled set and a geometrical model for recognising twelve commonly used object-oriented software design patterns.

To evaluate our approach, we label a corpus of 1,400 Java files, which we refer to as ‘ DPD_F Corpus’. DPD_F corpus is extracted from a publicly available ‘*Github Java Corpus*’ (Allamanis and Sutton, 2013). To facilitate the labelling, we use an online tool ‘*CodeLabeller*’, where expert raters were asked to label design patterns. We statistically evaluate the performance of DPD_F by calculating the Precision,

*Corresponding author.

✉ najam.nazar@monash.edu (N. Nazar)
ORCID(s):

Recall and F1-Score measures and compare our approach to two existing software design pattern detection approaches, 'FeatureMaps' and 'MARPLE-DPD'. Empirical results show that our approach is effective in recognising twelve object-oriented software design patterns with high Precision (78%) and low error rate (22%). Furthermore DPD_F outperforms the state-of-the-art methods FeatureMaps & MARPLE-DPD by 30% and 10% respectively in terms of Precision.

Design pattern detection is a subjective process and in most cases, the decision of selecting a design pattern is based on the context it is used. We apply machine learning techniques to allow developers to pick examples of what is a good or bad instance of a design pattern. We foresee two potential advantages of using machine learning approaches for design pattern detection over existing approaches. Firstly, a machine learning approach is potentially much more easily extensible to new patterns than hand-built detectors, as the detector can be trained to recognise a new pattern merely by providing it with sufficient exemplars of code implementing the pattern. Secondly, a machine learning approach may be more robust than a hand-built classifier that may look for one or two superficial features of code implementing a pattern (for instance, simply looking for name suffixes). This also relates to extensibility, as non-experts attempting to extend a classifier may be particularly prone to writing oversimplified rules for identification.

Contributions: In summary, this paper makes the following contributions:

- We introduce a novel approach called *Feature-Based Design Pattern Detector* (DPD_F) that uses source code features to detect software design patterns.
- We build a large corpus i.e. DPD_F Corpus comprising of 1,400 Java files, which are labelled from expert software engineers using our online tool *Codelabeller*.
- We demonstrate that our approach outperforms two state-of-the-art approaches with substantial margins in terms of Precision, Recall and F-Score.

Paper Organisation: Our paper begins with an introduction in Section 1 and concludes in Section 7. We briefly discuss the preliminaries and relevant background of the related technologies, in particular, design patterns, code fragments, word space models and machine learning in Section 2. Section 3 discusses our study design, including the research questions, how the corpora are selected and labelled? The tool used to label data, and source code features are used and how they are selected, Word2Vec for building N-gram model and ending at discussing our machine learning classifier. Section 4 presents results with respect to our research questions and discusses our results as well as the overall approach. We discuss the threats to the validity of our study in Section 5 and the related work is presented in Section 6.

2. Preliminaries

In the following subsections, we briefly introduce some basic concepts that are used in this study, which are related to

design patterns, code features, word-space embeddings/models and machine learning.

2.1. Design Patterns

We consider the following twelve design patterns: *Adapter*, *Builder*, *Decorator*, *Factory*, *Facade*, *Memento*, *Observer*, *Prototype*, *Proxy*, *Singleton*, *Wrapper* and *Visitor* that are analysed by using the proposed approach. These patterns - except wrapper cover all three categories of GoF patterns i.e. creational, structural and behavioural patterns. Adapter, Decorator, Facade and Proxy belong to structural design patterns, Memento, Observer and Visitor belong to behavioural design patterns and Builder, Factory, Prototype and Singleton belongs to Creational patterns.

Creational Patterns: Creational patterns include Builder, Factory, Prototype and Singleton patterns. Singleton offers a class that has a single instance for global access to it. Factory supports an interface for providing a set of related objects without defining their classes. The prototype design pattern is used to instantiate a class by copying, or cloning, the properties of an existing object. Builder pattern has a product that defines the type of the object, a builder that is an abstract class that defines all the steps to create a product and concrete builder that has an implementation.

Structural Patterns: Structural patterns include Adapter, Decorator, Facade and Proxy patterns. Adapter pattern helps to convert the interface of a class into another interface. It is composed of three participants such as Adapter, Adaptee and Target. The decorator pattern is used to extend or alter the functionality of objects at run-time by wrapping them in an object of a decorator class. This provides a flexible alternative to using inheritance to modify behaviour. Proxy offers a surrogate for other class to restrict access to it. Proxy contains three participants such as Subject, RealSubject and Proxy. The Facade pattern is used to define a simplified interface to a more complex subsystem.

Behavioural Patterns: We have considered three behavioural patterns for this study and that are Memento, Observer and Visitor. The Observer pattern allows communication between objects in a loosely coupled manner so that when one object's state changes, all dependent objects are updated automatically requiring Subject and Observer as abstract classes and concrete subjects inherited from these abstracts. The memento pattern is used to capture the current state of an object and store it in such a manner that it can be restored at a later time. It has three classes, Originator, Memento and caretaker. The visitor pattern separates a set of structured data from the functionality that may be performed upon it using client and required files.

Though the wrapper pattern is not part of GOF patterns, we use it as a separate pattern because of its extensive use in the corpus. Wrapper is similar to the Adapter pattern, although Wrapper is used to simplify an interface to an external library, whereas Adapter acts as a bridge between one interface and another.

2.2. Code Features

Code features are static source code attributes that are extracted by examining the source code (McBurney et al., 2018), such as the size of the code elements (e.g., line of code), complexity of code such as if/else blocks, object-oriented attributes in code such as inheritance etc., and source code constructs that are uniquely identifiable names for a construct, for example class name, method name etc. Zanoni et al. (2015) called features as code entities that are the names given to any code construct that is uniquely identifiable by its name and the name of its containers. In the object-oriented paradigm, code entities are classes, interfaces, enums, annotations, etc., methods and attributes. Previously, Nazar et al. (2016) used 21 textual features to identify summary lines for code fragments.

By examining aforementioned studies, we decide to use a mixture of structural and lexical object-oriented code constructs to investigate if they can be useful in identifying the design patterns from the source code as (normally) design patterns are related to the behaviour, structure and creation of objects, classes etc., as discussed in Section 2.1. These features are discussed further in Section 3.3. In this paper, we follow the term features as we believe that they are more relevant to design patterns and depicts the code structure and semantics better than low level entities discussed in relevant studies.

2.3. Word Embeddings

Word space models are abstract representations of the meaning of words, encoded as vectors in a high dimensional space (Salton et al., 1975). A word vector space is constructed by counting co-occurrences of pairs of words in a text corpus, building a large square n -by- n matrix where n is the size of the vocabulary and the cell (i, j) contains the number of times the word i has been observed in co-occurrence with the word j in the corpus. The i -th row in a co-occurrence matrix is an n -dimensional vector that acts as a distributional representation of the i -th word in the vocabulary.

The key to using a vector representation to compute the semantic relatedness of words lies in the *Distributional Hypothesis* (DH) (Harris, 1954). The DH states that: "words that occur in the same contexts tend to have similar meaning", therefore allowing the computational linguist to approximate a measure of how much two words are related in their meaning by computing a numeric value from a vector space model.

The similarity between two words is geometrically measurable with any distance metric. The most widespread metric for this purpose is the cosine similarity, defined as the cosine of the angle between two vectors:

$$S(x, y) = \frac{x \cdot y}{||x|| ||y||}$$

Several techniques can be applied to reduce the dimensionality of the co-occurrence matrix. Latent Semantic Analysis (LSA), for instance, uses Singular Value Decomposition (SVD) to prune the less informative elements while preserving most of the topology of the vector space, and reducing

the number of dimensions to the order of hundreds (Lan-dauer and Dumais, 1997; Mikolov et al., 2013).

Recently, neural network based models have received increasing attention for their ability to compute dense, low-dimensional representations of word. To compute such representation, i.e., the word embeddings, several models rely on a huge amounts of natural language texts from which a vector representation for each word is learned by a neural network. Their representations of the words are based on prediction as opposed to counting. Embedded vectors created using the predictive models such as *Word2Vec* have many advantages compared to LSA (Baroni et al., 2014). For instance, their ability to compute dense, low-dimensional predictive representations of words. Vector spaces created on word distributional representations have been successfully proven to encode word similarity and relatedness relations (Radinsky et al., 2011; Reisinger and Mooney, 2010; Ciobanu and Dinu, 2013; Collobert et al., 2011), and word embeddings have proven to be a useful feature in many natural language processing tasks (Collobert et al., 2011; Le and Mikolov, 2014; dos Santos and Zadrozny, 2014) in that they often encode semantically meaningful information of a word.

2.4. Machine Learning

Machine Learning (ML) builds a model that learns from the data in an automated fashion (Thaller et al., 2019). In ML the essential elements are data - structural such as text, un-structural or semi-structural such as source code, the model e.g., Support vector Machines (SVM) and Random Forest (RF) (Cortes and Vapnik, 1995; Ho, 1995), and the evaluation procedure e.g., Cross-Validation. The types of machine learning algorithms differ in their approach, the type of data they input and output, and the type of task or problem that they intend to solve. In short, there are three major types of machine learning approaches that are supervised, unsupervised and semi-supervised. Supervised learning builds a mathematical model based on the labelled data to predict future results (Manning et al., 2008; Bishop, 2006). Unsupervised, on the other hand, learns how systems can infer a function to describe a hidden structure from unlabelled data (Bishop, 2006). Semi-supervised falls between supervised and unsupervised approaches, since it uses both labelled and unlabelled data for training - typically a small amount of labelled data and a large amount of unlabelled data (Manning et al., 2008; Bishop, 2006).

In this paper, we have used the supervised learning and there are two major types of supervised learning namely, Classification and Regression. The classification methods usually use two sets, a training set and a test set. The training set is used for learning some classifiers and requires a primary group of labelled individuals, in which the category related to each individual is obvious from its label. The test set is used to measure the efficiency of the learned classifiers and includes labelled individuals which do not participate in learning classifiers.

Design pattern detection can be categorised as a clas-

sification problem where classes containing the pattern can be labelled by expert raters. Thus, supervised classification learning corresponding to the ground truth that is a class contains a design pattern or does not contain a design pattern can be used to predict design patterns. In this study, RF and SVM based classifiers are considered from benchmark studies where as our DPD_F classifier builds a design pattern detection model that classifies given classes.

3. Study Design

In this section, we describe our research questions and justify their use in applying the overall motivation of design pattern detection from source code. Additionally, we lay out our methodology for answering these questions, including the code features we used in this section as well.

3.1. Research Questions

This study seeks to identify design patterns through code features and *Word2Vec* algorithm along with the application of supervised machine learning. In doing so, we aim to examine the relationship between code features and the design patterns. Therefore, we pose the following three Research Question (RQs):

1. **RQ1:** How well does the proposed approach recognise software design patterns?
The rationale behind *RQ1* is to determine whether our approach identifies design patterns accurately. For this purpose, we statistically evaluate our classifiers using standard statistical measures that are Precision, Recall and F1-Score.
2. **RQ2:** What is the misclassification rate of the classifier?
For addressing *RQ2*, we build a confusion matrix of the classifier to find how well it identifies the percentage of pattern instances from the labelled data and what percentage of instances are missed. To do so, we calculate the misclassification rate for classifiers.
3. **RQ3:** How well does our approach perform compared to existing approaches?

It is important to compare our approach with the existing studies to further evaluate the efficacy of our approach. To do so, we select following two studies that are FeatureMaps & MARPLE-DPD proposed by Thaller et al. (2019) and Zanoni et al. (2015) respectively as a benchmark studies for comparing our approach. These studies as well as the details of the benchmark corpus are discussed in detail in Section 3.2

3.2. Methodology

Our methodology to address research questions is as follows:

First, we collect the corpus containing Java projects. Next, we discuss how the code features are selected? and applied to extract the syntactic and semantic representation (SSLR) for the corpus. After that, we apply *Word2Vec* algorithm on the SSLR to create the geometric representation that can be

read by the machine. In the end, we train supervised classifiers on the labelled corpus to predict design pattern instances from the geometric representation of Java files.

In the subsequent sections, we discuss these steps one by one.

3.2.1. Data Collection

Existing datasets labelled with design patterns are either too small or not publicly available. Therefore, we create a new corpus DPD_F , which we label with the respective design pattern. The aim is to increase the size of the existing corpora and make it publicly available for future researchers.

We build the new corpus based on the *Github Java Corpus* (GJC) Allamanis and Sutton (2013), which is the largest publicly available corpus consisting exclusively of open source Java projects collected from GitHub from multiple domains. In total, the GJC contains 2,127,357 Java files in 14,436 Java projects. As the first step, we remove from this corpus unnecessary files such as unit test cases (JUnit) or user interface files such as HTML, CSS etc., as these files do not normally implement design patterns. Next, we select a subset of the GJC projects using the correction of finite population approach¹ to determine the size of the final corpus. The final DPD_F corpus has 1,400 files. To ensure that sufficient instances are available for training and testing the machine learning algorithms, we select at least 100 instances for each of the 12 design patterns.

Table 1

The number of instances of each pattern in a labelled dataset

Patterns	#	Patterns	#
Adapter	112	Observer	102
Builder	104	Prototype	102
Decorator	104	Proxy	111
Factory	123	Singleton	102
Facade	102	Wrapper	112
Memento	100	Visitor	104
None	122		

Benchmark Corpus: In addition to the DPD_F corpus, we employ an existing dataset (Zanoni et al., 2015; Thaller et al., 2019), which contains 215 files from JHotDraw, JRefactory, JUnit, Apache Nutch, pmd, Eclipse JDT and Apache Ant. To avoid the class imbalance problem, we ensure that the benchmark corpus has at least 20 instances for each pattern, which resulted in seven patterns in the benchmark corpus.

3.2.2. Data Labelling

We built an online tool using Node/Angular JS, called *CodeLabeller* to label both corpora via crowd knowledge. Each file is labelled by three annotators, ensuring that they have at least 2 years of programming experience in Java language and different design patterns. To further simplify the annotation process we labelled both Abstract Factory and

¹<https://www.surveysystem.com/sscalc.htm>

Factory Method patterns as 'Factory' pattern in the reference set. 'None' labelled files are those that do not implement or contain any standard design patterns. If a pattern comprises of more than one file, for example, a Façade pattern which comprises of both interface and implementation - the raters are asked to label both files as Façade pattern.

Raters Agreement: Labelling (or annotation) is a subjective process and there is possibility that a file is labelled differently by different annotators. Following a similar approach to Nazar et al. (2016), we perform a Cohen's Kappa Test (Cohen, 1960) to measure the level of agreement among annotators. For the DPD_F corpus, the kappa K-value is 0.68, showing a medium to high level of agreement among raters (Cohen, 1960; Carletta, 1996).

3.3. Feature Extraction

DPs describe classes and their loose arrangements and communication paths. Consequently, extracted features ideally capture these arrangements and their relationships to improve reasoning in later stages. As discussed in Section 2.2 the source code features are high level code constructs that are used to extract information from the source code. Following a similar approach with McBurney et al. (2018) & Nazar et al. (2016), we have selected 15 features that are based on the syntactic and semantic (the linguistic meanings) constructs of Java source code. As listed in Table 2, these features are *class labels*, *method names*, *modifiers*, *attributes*, *n-grams*, *method return type*, *number of parameters*, *the number of lines in a method*, *incoming methods*, *outgoing methods*. We may informally categorise these features into two major groups that are class level features - 4 features in total, and method level features - 11 features in total.

3.3.1. Class-Level Features

A class is a user-defined blueprint or prototype from which objects are created and in the Java language, the class name begins with a capital letter so the first code feature we select is a 'ClassName' i.e., the name of the Java class. The second feature - feature 2 - is about the access modifiers in Java language i.e., public, private, protected and default. Next two features that are features 3 and 4 - implements & extends are Java keywords - and related to the inheritance principle of object-oriented languages. Inheritance is key to many patterns such as Observer etc; therefore, it is important to capture it. In Java language, there are two keywords for inheritance i.e. *extends* when a class inherits a class and *implements* when a class inherits an interface. An interface can extend another interface in the same way that a class can extend another class; therefore, the extends keyword can also be used to extend an interface.

3.3.2. Method-Level Features

A Java method is a collection of statements that are grouped together to perform an operation. In general, a method in Java contains a name, which begins with a small letter in a camelCase format, one or more parameters (sometimes known as attributes) enclosed in parentheses and a return

type - these are features 5, 6 & 7 respectively in our case. The Feature 8 measures properties of the statements inside the method's body. These statements can be local attributes, a conditional statements such as if, else, switch, or an assignment statement etc. Feature 9 measures the number of variables or attributes in the method - some methods may have local scoped variables while some may not. Feature 10 is about the number of methods called within a method, whereas feature 11 calculates the number of lines within a method's body. 'MethodIncomingMethod' - feature 12 - is about the number of methods a given method calls. For example, Method A calls Methods B, C and D then the value for 'MethodIncomingMethod' is 3. The difference between feature 10 and 12 is that, feature 10 numbers all the methods which are called within a method that can be the methods from the same class or from other classes. Whereas, feature 12 only provides the number of methods that belong to external classes. For example a method A in class A has called method B from class B and Method C from class A then the value for 'MethodIncomingMethod' will be 1. Feature 13 is related to method incoming function as it illustrates the names of methods that call Method A. Similarly, features 14 and 15 are related to each other as they mention the number of methods a given method - say method A - has been called from and their names.

Table 2

15 source code features & their descriptions

No.Features	Description
1 ClassName	Name of Java Class.
2 ClassModifiers	Public, Protected, Private Keywords etc.
3 ClassImplements	A binary feature (0/1) if a class implements an interface.
4 ClassExtends	A binary feature (0/1) if a class extends another class.
5 MethodName	Method name in a class.
6 MethodParam	Method parameters (arguments).
7 MethodReturnType	A method that returns something (void, int etc.) or a method having a return keyword.
8 MethodBodyLineType	Type of code in a method's body e.g. assignment statement, condition statements etc.
9 MethodNumVariables	Number of variables/attributes in a method.
10 MethodNumMethods	Number of method calls in a class.
11 MethodNumLine	Number of lines in a method.
12 MethodIncomingMethod	Number of methods a method calls.
13 MethodIncomingName	Name of methods a method calls.
14 MethodOutgoingMethod	Number of outgoing methods.
15 MethodOutgoingName	Name of outgoing methods.

3.4. Feature-Based Design Pattern Detector

DPD_F has three main steps namely *Preprocessing*, *Model Building* and *Machine Learning Classification*. The Preprocessing step includes building a call graph and generating the SSLR representation by parsing the Java code. Once the code is parsed into natural language representation (SSLR), we apply the Word2Vec algorithm on SSLR to generate a Java Embedded Model (JEM). The JEM is used as an input to a supervised machine learning classifier trained on design patterns to predict design patterns. In the subsequent sections, we discuss these steps in more detail.

3.4.1. Preprocessing

Translation between source code and natural language is challenging due to the structure of the source code. One simple way to model source code is to just view it as plain text. However, in such way, the structure and semantic information will be omitted, which may cause inaccuracies in the generated natural language text (Hu et al., 2020). The structural information can either be extracted through Abstract Syntax Trees (AST) or Static Call Graphs (SCG). We decide to use SCG instead of AST because the call graph encodes how methods and functions call each others (Musco et al., 2017) and builds a graph (edges and nodes) of flow of code to show the relationship between classes and methods in the source code. The AST, on the other hand, represents the hierarchical syntactic structure of the source code sequentially.

Furthermore, building a call graph is useful as we need to encode the caller-callee classes and methods in the corpus which is the basis of generating the natural language text from the source code. Simply having a hierarchy is not useful in this case. AST will help in extracting the structural, behavioural and creational aspects of design pattern. Thus, we generate a natural language representation of the source code i.e. SSLR by parsing the source code with code features and the SCG to encode the relationships between the code elements. The code elements are classes, methods, interfaces, etc in the DPD_F corpus.

The figure 1 illustrates a small subset (example) of SSLR file generated for the abdera project².

```

1  CLASSNAME Region CLASSDIFFER public CLASSIMPLEMENTS false CLASSMETHODNAME value CLASSMETHODNAME OF CLASSMETHODNAME begin CLASSMETHODNAME
2  CLASSNAME Script CLASSDIFFER public CLASSIMPLEMENTS false CLASSMETHODNAME is CLASSMETHODNAME deprecated CLASSMETHODNAME boolean CLASSMETHODNAME
3  CLASSNAME Script CLASSDIFFER public CLASSIMPLEMENTS false CLASSMETHODNAME get CLASSMETHODNAME preferred CLASSMETHODNAME value CLASSMETHODNAME
4  CLASSNAME Script CLASSDIFFER public CLASSIMPLEMENTS false CLASSMETHODNAME get CLASSMETHODNAME preferred CLASSMETHODNAME value CLASSMETHODNAME
5  CLASSNAME Script CLASSDIFFER public CLASSIMPLEMENTS false CLASSMETHODNAME description CLASSMETHODNAME description CLASSMETHODNAME string CLASSMETHODNAME
6  CLASSNAME Script CLASSDIFFER public CLASSIMPLEMENTS false CLASSMETHODNAME new CLASSMETHODNAME string CLASSMETHODNAME string CLASSMETHODNAME
7  CLASSNAME Script CLASSDIFFER public CLASSIMPLEMENTS false CLASSMETHODNAME new CLASSMETHODNAME string CLASSMETHODNAME string CLASSMETHODNAME
8  CLASSNAME Singleton CLASSDIFFER public CLASSIMPLEMENTS false CLASSMETHODNAME get CLASSMETHODNAME description CLASSMETHODNAME string CLASSMETHODNAME
9  CLASSNAME Singleton CLASSDIFFER public CLASSIMPLEMENTS false CLASSMETHODNAME get CLASSMETHODNAME description CLASSMETHODNAME string CLASSMETHODNAME
10 CLASSNAME Singleton CLASSDIFFER public CLASSIMPLEMENTS false CLASSMETHODNAME get CLASSMETHODNAME description CLASSMETHODNAME string CLASSMETHODNAME
11 CLASSNAME Singleton CLASSDIFFER public CLASSIMPLEMENTS false CLASSMETHODNAME get CLASSMETHODNAME description CLASSMETHODNAME string CLASSMETHODNAME
12 CLASSNAME Singleton CLASSDIFFER public CLASSIMPLEMENTS false CLASSMETHODNAME get CLASSMETHODNAME description CLASSMETHODNAME string CLASSMETHODNAME
13 CLASSNAME Singleton CLASSDIFFER public CLASSIMPLEMENTS false CLASSMETHODNAME get CLASSMETHODNAME description CLASSMETHODNAME string CLASSMETHODNAME
14 CLASSNAME Singleton CLASSDIFFER public CLASSIMPLEMENTS false CLASSMETHODNAME get CLASSMETHODNAME description CLASSMETHODNAME string CLASSMETHODNAME
15 CLASSNAME Singleton CLASSDIFFER public CLASSIMPLEMENTS false CLASSMETHODNAME get CLASSMETHODNAME description CLASSMETHODNAME string CLASSMETHODNAME
16 CLASSNAME Singleton CLASSDIFFER public CLASSIMPLEMENTS false CLASSMETHODNAME get CLASSMETHODNAME description CLASSMETHODNAME string CLASSMETHODNAME
17 CLASSNAME Singleton CLASSDIFFER public CLASSIMPLEMENTS false CLASSMETHODNAME get CLASSMETHODNAME description CLASSMETHODNAME string CLASSMETHODNAME
18 CLASSNAME Singleton CLASSDIFFER public CLASSIMPLEMENTS false CLASSMETHODNAME get CLASSMETHODNAME description CLASSMETHODNAME string CLASSMETHODNAME
19 CLASSNAME Singleton CLASSDIFFER public CLASSIMPLEMENTS false CLASSMETHODNAME get CLASSMETHODNAME description CLASSMETHODNAME string CLASSMETHODNAME
20 CLASSNAME Singleton CLASSDIFFER public CLASSIMPLEMENTS false CLASSMETHODNAME get CLASSMETHODNAME description CLASSMETHODNAME string CLASSMETHODNAME

```

Figure 1: An example (subset) of the SSLR file.

3.4.2. Model Building

We build a Java embedded n-gram model representation, by applying the *Word2Vec* algorithm (Baroni et al., 2014)

on the SSLR representation of the corpus. Word2Vec is a method to build distributed representation of words based on their contexts that works in two alternative fashions:

- the *Continuous Bag-of-Words* (CBOW) model, which predicts the target word from source context words, and
- the Skip-Gram model, which does the inverse and predicts source context words from the target words.

The CBOW model (also called the CBOW architecture or Vector Model) is meant for learning relationships between pairs of words. In the CBOW model, context is represented by multiple words for a given target word (Mitchell and Lapata, 2008). For example, we could use ‘cat’ and ‘tree’ as context words and ‘climbed’ as the target word.

We create a Word Space Model of n-grams extracted from the content inside the Java source code files using the source code features. We treat these files as it were a natural language document, extracting the n-grams by segmenting the names of the most salient elements i.e., classes and methods etc., and consider them as words in the document. We then run the Word2Vec algorithm on the dataset to construct a high-dimensional representation of these n-grams, i.e., each n-gram is paired with a high-dimensional vector in a continuous dense space. The vector representing the n-grams occurring in a Java class are composed by averaging them and the resulting vector is concatenated to the features extracted from the Java class with previous methods.

As shown in Figure 2, the input to *Word2Vec* is the SSLR file. We use the CBOW architecture, which is meant for learning relationships between pairs of words, i.e., classes and methods mainly as in our case. We set a matrix of size 100 to build a 100-dimensional embedding model which is trained with *Word2Vec* which results in the vector representation of each ngram in our collection. The vector representation of a Java file will therefore be a function of the vector representations of its n-grams. Inspired by (Mitchell and Lapata, 2008), we produce embeddings for the Java files as a uniform linear combination of the embeddings of its constituent n-grams using Word2Vec.

In the 100-dimensional vector, each instance is associated with its project id, the class name, a 100-dimensional feature vector derived from a word embedding model built from the n-grams in the Java file, and a design pattern label where the design pattern is the target label to predict. These word embeddings provide a compact yet expressive feature representation for Java classes in a project source code. Despite being a programming language, and therefore a formal one, as opposed to natural language, several elements of the source code are natural language, including its name, the names of its methods and variables, and the comments etc.

In other words, we extract a bag-of-words, i.e., an unordered set of character sequences from the Java source code. This method uses the camel-case notation and other features to split the names of methods and arguments, therefore providing as output a lexicon of basic language elements associated with the input Java source code.

²<https://github.com/apache/abdera>, last accessed on 09-04-2020

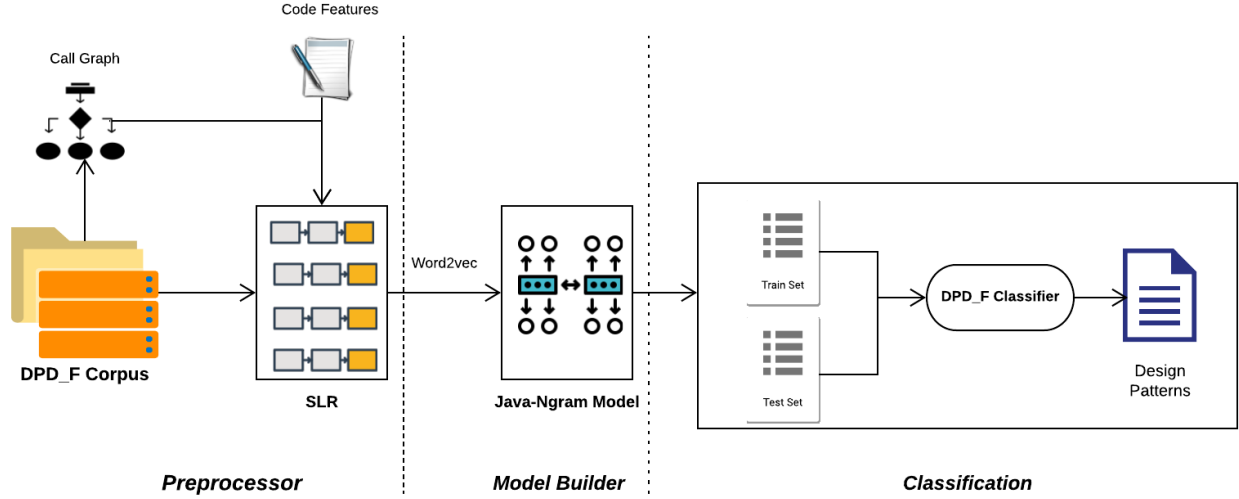


Figure 2: Design Pattern Detection with Features (DPD_F).

3.4.3. Machine Classification

By parsing the files in the labelled corpus, we are able to build a large data set of these files paired with bags of n-grams relevant to each Java file. This structure is comparable to a natural language corpus, by drawing parallels between a Java source code and a text document, and between source code n-grams and natural language words.

The augmented feature representation (in Section 3.4.2) is used to train our DPD_F classifier. The DPD_F classifier is based on the randomised decision trees. It implements a meta estimator that fits a number of randomized decision trees on various sub-samples of the dataset and uses averaging to improve the predictive accuracy and control overfitting.

Cross-Validation: Cross-Validation is a resampling procedure that is used to evaluate the machine learning models on a data sample. For evaluating our machine learning model, we have used the *Stratified K-Fold Cross-Validation* (SK-Fold CV) procedure. The K-Fold Cross Validation is type of Cross-Validation that involves randomly dividing the set of observations into K groups, or folds of approximately equal size (James et al., 2013). Normally, the first fold is treated as a validation set, and the method is fit on the remaining K minus 1 folds. A value of K=10 is the recommended value for k-fold cross-validation in the field of applied machine learning (Kuhn and Johnson, 2013), thus, we have used 10 folds per cross validation to validate our machine learning model. As there is a variation in sample size for each instance of design pattern in our corpus, it is important that each fold contains same percentage of each design pattern instance to have fair prediction. Stratification is variation of traditional K-Fold CV which is defined by (Kuhn and Johnson, 2013) as '*the splitting of data into folds ensuring that each fold has the same proportion of observations with a given categorical value*' that is pattern instances

for our model. Figure 3 illustrates our K-Fold Stratification procedure using 90/10 train test splits on the DPD_F corpus.

Resolving Class Imbalance: An imbalanced dataset is a dataset where the number of data points per class differs, resulting in a heavily biased machine learning model that will not be able to learn the minority class. When this imbalanced ratio is not so heavily skewed toward one class, many machine learning models can handle them. Looking at the distribution of design pattern instances in our DPD_F corpus in Section 3.2.1, the difference is minimal and our DFD_F machine learning classifier handled it well. However, to reduce the bias further and improve the results, we have applied data oversampling technique using SMOTE. SMOTE is an oversampling algorithm that relies on the concept of nearest neighbours to create the synthetic data (Chawla et al., 2002).

3.5. Implementation

We have implemented a parser in Python programming language that parses Java files using the *Plyj*³ library. It uses a callgraph generator and feature extractor to build the SSLR representation of the corpus. *Plyj* is a Java 7 parser written in Python using *Ply*⁴ and as the '*DPD_F corpus*' contains files from the projects that were written before 2013, thus, the files are pre-Java 8 - using *Plyj* fulfils our requirement.

For model generation we use the Word2Vec implementation provided by (Řehůřek and Sojka, 2010) in the form of *Python Gensim Library*⁵. The generated SSLR representation is passed as an input and a Java Embedded Model is an output as a result of this step.

Third, for developing our DPD_F Classifier, we use Python's *Scikit-learn* (Pedregosa et al., 2011) library and the efficacy

³<https://github.com/musiKk/plyj>

⁴<https://github.com/dabeaz/ply>, last accessed on 24-08-2020

⁵<https://radimrehurek.com/gensim/3.8.3/index.html>




Figure 3: Stratified K-Fold Cross-Validation

of the classification is tested using standard statistical measures as discussed in Section 4.1. The randomized decision trees feature is developed using the ExtraTreeClassifier⁶ ensemble provided by the scikit-learn library. Our classifier used the sklearn StratifiedKFold⁷ implementation of cross-validation. To mitigate the class imbalance problem we run the SMOTE implementation on the test set as a result of cross validation using the Python's *imbalance.SMOTE*⁸ implementation.

The following machine learning models are used for comparison purposes from the selected studies that are Support Vector Machine (SVM) from FeatureMaps and Random Forest (RF) from the MARPLE-DPD. As they haven't shared the implementation of their classifiers, we replicate their work by implementing their work in Python using similar classifier provided by Scikit library. We describe our approach using pseudo code in Algorithm 1.

4. Results and Evaluations

This section presents the results of our empirical study. Our answers for each research questions are presented, evaluated and supported by our data and interpretation.

4.1. Evaluation Criteria

We report the Precision, Recall, F1-Score and Misclassification, the standard measures to statistically evaluate the

⁶<https://scikit-learn.org/stable/modules/generated/sklearn.ensemble.ExtraTreesClassifier.html>

⁷https://scikit-learn.org/stable/modules/generated/sklearn.model_selection.StratifiedKFold.html

⁸https://imbalanced-learn.readthedocs.io/en/stable/generated/imblearn.over_sampling.SMOTE.html

Algorithm 1 High-Level pseudo code of DPD_F .

Input: Source Code Corpus (C), Source Code Features (SCF);

Output: Design Pattern Labels (DPL);

Steps:

- 1: $CG = \text{GENERATECALLGRAPH}$ (C) {Generate call graph (CG) from C}
- 2: $SSLR = \text{CREATESSLR}$ (CG, SCF) {Create SSLR file by using the (CG) from step 1 and the SCF}
- 3: $JM = \text{WORD2VEC}$ (SSLR) {Apply Word2Vec on SSLR to generate the Java n-gram Model (JM)}
- 4: $DPD_F = \text{CLASSIFIER}$ (JM) {Train a DPD_F classifier on JM}
- 5: $DPL = \text{K-FOLDSTRATIFIEDCV}$ (DPD_F , C) {Evaluate the DPD_F using K-fold stratified cross validation and create Design Pattern Labels (DPL)}
- 6: $DPL = \text{SMOTE}$ (TestSET) {SMOTE applied on the Test Set to improve the overfitting}
- 7: **return** DPD_F and DPL

efficacy of our approach. These measures are defined as under:

Precision: Precision (P) is defined as the fraction of instances of a classification that are correct, calculated as in

equation 1:

$$P = \frac{TP}{TP + FP} \quad (1)$$

Where TP stands for true positives and FP stands for false positives.

Recall: Recall (R) is defined as the proportion of actual instances of a classification that are classified as such by the classifier as shown in the equation 2. FN in the equations stands for false negatives.

$$R = \frac{TP}{TP + FN} \quad (2)$$

F1-Score: The F1-Score ($F1-S$) is measured as the harmonic mean of P and R and it is computed as follows:

$$F1 - S = 2 * \frac{P * R}{P + R} \quad (3)$$

Misclassification: Misclassification (M) also known as Error Rate is the ratio of how often the classifier is wrong or predicts the instances incorrectly. It is computed as shown in equation 4:

$$M = 1 - \frac{\text{Correct Predictions}}{\text{Total Predictions}} \quad (4)$$

We use these measures in the subsequent sections to discuss our research questions.

RQ1: Is the proposed approach effective in detecting software design patterns?

Since the initialisation of the classifier is random, the results slightly vary at each run, although the difference is insignificant and there are no striking differences in performance, and the overall performance is very similar for each iteration. Therefore, we calculate the weighted average of each turn to determine the final Precision, Recall and F1-Score for each label. Using the DPD_F corpus, the DPD_F classifier is able to predict most of the labels accurately, reaching a Precision of more than 77+%. Table 3 shows the results obtained from DPD_F classifier broken down into labels.

Discussion

Table 3 shows that most of the patterns are easily recognised by DPD_F classifier, with *Memento* having the highest precision of 100%. Some patterns such as *Adapter*, *Prototype* are very well recognised by DPD_F with over 70% precision. Interestingly, *Factory* and *Proxy* are weakly classified by DPD_F classifier. *Adapter* is identified better than the *Wrapper* - this is perhaps explicable by the fact that the *Adapter* and *Wrapper* patterns quite closely resemble each other, which may mean that some instances are mislabelled in the training set, and also that it is relatively difficult to distinguish them in some cases. We investigate the reasons for

Table 3

Precision, Recall and F-Score values for every label returned by the DPD_F classifier.

Classifier	DPD_F		
<i>Design Patterns</i>	<i>Precision (%)</i>	<i>Recall (%)</i>	<i>F1-Score (%)</i>
<i>Adapter</i>	81.82	90	85.72
<i>Builder</i>	68.42	86.67	76.47
<i>Decorator</i>	93.3	93.3	93.3
<i>Facade</i>	77.78	87.5	82.35
<i>Factory</i>	56	50	53
<i>Memento</i>	100	59.82	74.86
<i>Observer</i>	88.24	93.75	90.91
<i>Prototype</i>	73.68	100	84.85
<i>Proxy</i>	63.64	53.85	58.34
<i>Singleton</i>	53.33	34.29	41.74
<i>Visitor</i>	91	90	90.5
<i>Wrapper</i>	64.23	78	70.45
<i>None</i>	85.71	66.67	75

this further in the second research question. In conclusion, the answer to the first research question is as follow:

DPD_F is effective in detecting design patterns, with an average Precision and Recall of over 78% and 76% respectively.

RQ2: What is the misclassification of DPD_F ?

The misclassification as defined in Equation 4 is investigated by computing the *confusion* matrix for DPD_F . The results in Figure 4 show that DPD_F performs very well in detecting the absence of a design pattern, i.e., a 'none' - 12 out of 18 instances are true values. Similarly, 14 out of 14 instances for *Memento* and 15 out of 16 instances for *Observer* are correctly identified by DPD_F . The error rate for *Singleton* and *Factory* is slightly high compared to other patterns as only half of these instances are truly predicted by the classifier. Overall, the misclassification is less than 23% and DPD_F has correctly detected most of the instances of the design patterns with high Precision, hence in conclusion:

The error rate of DPD_F is low, with on average rate of approximately 23%.

Figure 4 shows the confusion matrix for DPD_F classifier on the Test Set of 180 instances of design pattern.

RQ3: How well does our approach perform compared to existing approaches?

It is observed that due to the lack of standard benchmark, evaluation and validation of accuracy of classifier become difficult. Existing approaches either do not share the corpus or source code is publicly unavailable to replicate the results.

Selection Criteria: Under these limitation, we select two studies from the literature that have some relevancy to

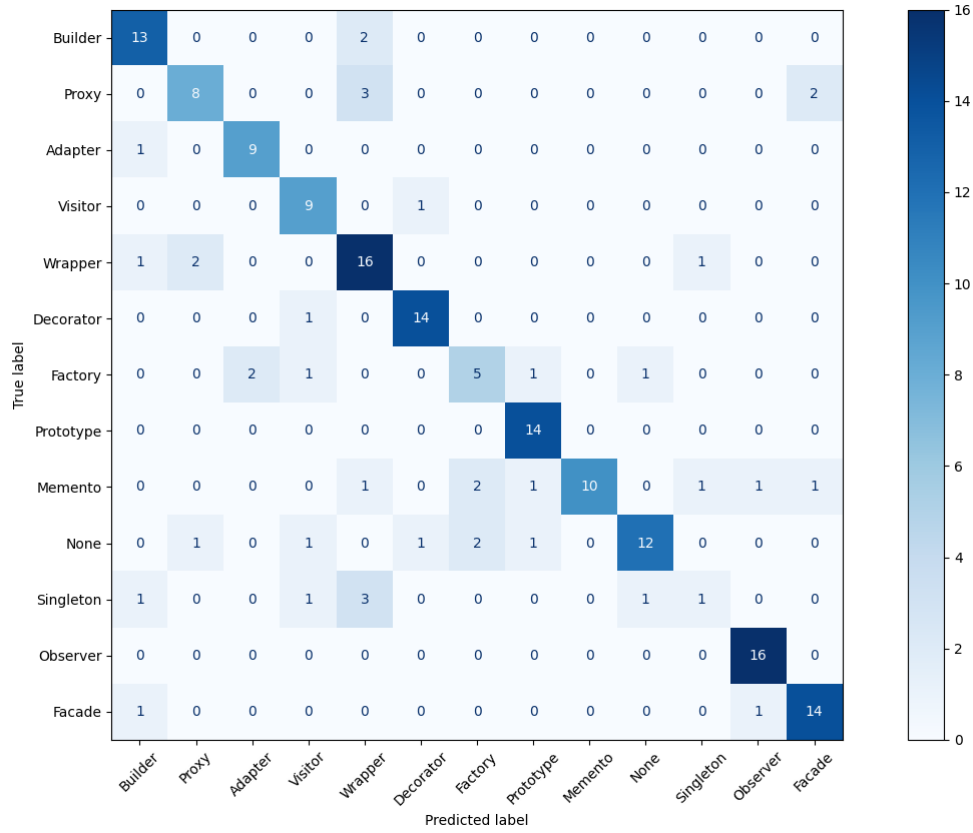


Figure 4: Confusion Matrix of the DPD_F classifier.

our study i.e., have either utilised code features or machine learning models to predict design patterns or the combination of both. Though they have not shared their implementation for regenerating the results, the approach is clearly described which helps us in regenerating the results for comparison purposes.

Benchmark DP detection approaches: In this study, an evaluation of performance has been presented by comparing the results of proposed study with the existing approaches developed by Thaller et al. (2019) and Fontana et al. (2011). Both studies have utilised low level code features with machine learning models to predict design patterns. Thus, they fulfil the selection criteria. Unfortunately, since the source code and the corpus are not publicly available, we replicate the results using the information provided in the studies.

Comparison Strategy: We apply the following strategy to compare our approach with state-of-the-art.

1. We apply our approach on the corpus provided by the studies and compare results. This corpus is referred as a *Benchmark corpus*.
2. We apply selected studies to our labelled corpus and compare results. We refer to this corpus as DPD_F Corpus.

Discussion

We employ two state of the art DP detection methods to compare with the proposed method.

FeatureMaps: Thaller et al. (2019) apply feature-maps as an input to random forest and convolutional neural networks (LeCun et al., 1998) to determine whether a given set of classes implement a particular pattern role. Their features are high-level conceptual classes such as micro-structures. We compare our DPD_F classifier's results with their RF classifier. Though they have only identified *Decorator* and *Singleton* patterns, we replicate their study with all patterns labelled in the benchmark corpus - creating feature maps for all patterns in the benchmark corpus. As shown in Table 4 our DPD_F classifier outperforms the RF classifier in FeatureMaps in terms of Precision with approximately 30% improvement on benchmark corpus and approximately 22% on DPD_F corpus.

MARPLE-DPD: In this study, (Fontana et al., 2011) have applied basic elements and metrics to mechanically extract design patterns from the source code and further extended it in (Zanoni et al., 2015). These approaches use different classifiers for the identification of design patterns, thus, we replicate their study only with RF classifier and compare results with DPD_F classifier. We calculate the true and false positives for each pattern and calculate the weighted Precision and Recall for both classifiers. Results in Table 4 show that

Table 4

Comparison of DPD_F with the state-of-the-art. The best results are presented in bold font. Precision (P), Recall (R) and F1-Score (F1-S) values of the benchmark approaches are generated for both benchmark and our DPD_F corpus. The benchmark corpus contained some of the patterns and not all so the results are tested for the patterns given below only.

Corpora	Design Patterns	FeatureMap			MARPLE-DPD			DPD_F		
		P (%)	R (%)	F1-S (%)	P (%)	R (%)	F1-S (%)	P (%)	R (%)	F1-S (%)
Benchmark	<i>Adapter</i>	15	20	17.14	78.14	75.62	76.86	80.14	69	74.15
	<i>Builder</i>	55	45	49.5	53.45	48.8	51.02	70.1	63	66.36
	<i>Decorator</i>	10	9	9.47	64.56	71.25	67.74	84.23	79	81.53
	<i>Factory</i>	50.23	40.35	44.75	69.23	60.48	64.56	65	78.2	70.99
	<i>Singleton</i>	63	59	60.93	64.8	63.65	64.22	64.3	59	61.54
	<i>Visitor</i>	30.3	35.3	32.61	45.74	50.25	47.89	85.88	80.99	83.36
	<i>Wrapper</i>	53.1	78.1	61.28	52.23	52.75	52.49	55	40	46.32
	<i>None</i>	57.23	70.02	62.98	61.3	61.67	61.48	68.7	79.64	73.77
	Overall	41.73	44.60	43.12	61.18	60.56	60.87	71.67	68.6	70.1
DPD_F	<i>Adapter</i>	35	31.5	33.16	65.16	68.25	66.67	81.82	90	85.72
	<i>Builder</i>	62.2	60.1	61.13	63.52	54.23	58.51	68.42	86.67	76.47
	<i>Decorator</i>	25	35	29.17	81.25	80.2	80.72	93.3	93.3	93.3
	<i>Factory</i>	61.3	50.45	55.35	65.15	60.8	62.9	56	50	52.83
	<i>Singleton</i>	65	67	65.98	68.24	69.23	68.73	53.3	34.29	41.73
	<i>Wrapper</i>	55.1	80.1	65.29	60.1	58.25	59.16	64.23	78	70.45
	<i>Visitor</i>	48.8	42.6	45.49	70.21	74.13	72.12	91	90	90.5
	<i>None</i>	65.25	79	71.47	61.3	66.24	63.67	85.71	66.67	75
	Overall	52.21	55.72	53.91	66.87	66.42	66.64	74.22	73.62	73.92

overall, our approach works far better than MARPLE-DPD in terms of Precision, Recall and F1-Score on both corpora.

In summary, FeatureMaps works poorly on both corpora whereas, MARPLE-DPD identifies most of the patterns reasonably well with over 61% Precision on benchmark corpus and 67% on DPD_F corpus, nevertheless, it still lags behind our approach by 10% on benchmark corpus and 8% on our corpus in terms of Precision.

Empirical results show that DPD_F classifier not only outperform existing classifiers in terms of Precision, Recall and F1-Score, it also identify more instances of the 12 design patterns compared to existing studies

5. Threats to validity

We have identified the following threats to the validity of our study that may affect our conclusions.

Bugs: It is possible that there are bugs in the processing code that affect the SSLR file generation and the training data, as well as bugs in the *Word2Vec* model and the classifiers we have used, though this is less likely to be a problem given the wide use these tools have already received. We have spent some time debugging our code and found and fixed minor issues, which tend to improve the classification accuracy, so it is more likely than not that bugs will lead to lower precision and/or Recall than would otherwise be the case.

Data Labelling: Though we have labelled data using an online tool, there is a possibility of disagreement between the labellers, which may lead to incorrect labelling of the data. To mitigate these issues, we hire at least three labellers to label the corpus as discussed in section 3.2.1. This process has substantially reduced the disagreement among raters as shown by the high kappa score. To further reduce the disagreement, we intend to hire more labellers in future.

Diversity of Reference Set: The reference set may not reflect the totality of Java source code that may be of interest to developers, and it is unknown whether the classifier will work effectively on the source code of interest outside the reference set. Obviously, the best way to mitigate this risk is to further increase the size and diversity of the reference set, which we have identified as future work.

Data Imbalance As discussed earlier we have a dataset which is not balanced. This was primarily due to the public corpus we selected and trying to achieve a bigger dataset for experimentation and clear predictions. We have reduced the threat by applying SMOTE algorithm on the test set while training the model. In future, we plan to add more projects and balance the number of instance.

6. Related Work

During the past years, with the growing amount of electronically available information, there is substantial interest and a substantial body of work among software engineers and academic researchers in design pattern detection.

A majority of the approaches to the detection of design patterns transform the source code and design patterns into

some intermediate representations such as rules, models, graphs, productions and languages (Yu et al., 2018). For example, (Bernardi et al., 2013) exploited a meta-model which contains a set of properties characterising the structures and behaviours of the source code and design patterns. After the modelling step, a matching algorithm is performed to identify the implemented patterns. During the detection phase, each pattern instance is mapped to the its corresponding design pattern graph. (Alnusair et al., 2014) employed semantic rules to capture the structures and behaviours of the design patterns, based on which the hidden design patterns in open-source libraries are discovered. Recently, (Xiong and Li, 2019) applied ontology based parser with idiomatic phrases to identify design pattern achieving high Precision.

A good number of studies developed tools that used source code or and intermediate representation to identify patterns as well as machine learning models to predict patterns. (Lucia et al., 2011), (Tosi et al., 2009) and (Zhang and Liu, 2013) used static and dynamic analysis (or a combination of both) to develop Eclipse plugins that detect design patterns from source code. (Moreno and Marcus, 2012) developed a tool *JStereoType* used for detecting low-level patterns (classes, interfaces etc) to find the design intent of the source code. (Zanoni et al., 2015) exploited a combination of graph matching and machine learning techniques, implemented a tool called MARPLE-DPD. (Niere et al., 2002) designed the FUJABA Tool Suite which provides developers with support for detecting design patterns (including their variants) and smells. (Hautamäki, 2005) used a pattern based solution and tool to teach Software Developer how to use development solutions in a project.

Some tool generation techniques applied reverse engineering to identify design patterns from source code and UML artefacts (or other intermediate representations). For instance, (Lucia et al., 2011) built a tool using static analysis, they also applied reverse engineering through visual parsing of diagram in the same study. Other studies such as (Thongrak and Vatanawood, 2014; Panich and Vatanawood, 2016; Shi and Olsson, 2006) also applied reverse engineering techniques on UML class and sequence diagrams to extract design patterns using ontology. An ontology is a formal explicit description of concepts in a domain of discourse, properties of each concept and restrictions on slots (Thongrak and Vatanawood, 2014). (Shi and Olsson, 2006) further extended the study to build a tool called PINOT. In another study, (Couto et al., 2012) applied a pattern classification reverse engineering approach on Java source code to create UML diagrams to indicate whether or not each pattern in GoF (Gamma et al., 1995) from UML diagrams, and (Brown, 1996) proposed a method for automatic detection of design patterns by reverse-engineering the SmallTalk code.

The key element of graph based approaches is detecting isomorphic sub-graphs of design pattern graphs (Yu et al., 2018). (Mayvan and Rasoolzadegan, 2017) proposed a graph-based detection process which is subdivided into two sequential phases. In the first phase, the system under study and the queried patterns are transformed into semantic graphs.

Then the initial problem is converted into the problem of finding matches in the system graph for the pattern graph. (Tsan-talis et al., 2006) proposed a graph-based approach to identify design patterns that applies the similarity between graph vertices.

Very few studies utilised code metrics or variants in identification of design patterns. (Uchiyama et al., 2011) have presented a software pattern detection approach by using software metrics and machine learning technique. They have identified candidates for the roles that compose the design patterns by considering machine learning and software metrics. (Lanza and Marinescu, 2007) approach uses learning from the information extracted from design pattern instances which normally include variant implementations such number of accessor methods etc. In their book defined a set of object oriented metrics which they called variants. (Fontana et al., 2011) introduced the micro-structures that are regarded as the building blocks of design patterns. They evaluated whether the detection of these building blocks is relevant for the detection of occurrences of design patterns. (Thaller et al., 2019) has build a feature map for pattern instances using neural networks. (Niere et al., 2002) exploited a recognition algorithm which works incrementally rather than trying to analyse a possibly large software system in one pass. Several other approaches exploit the techniques of machine learning to solve the issue of variants. For example, (Chihada et al., 2015) mapped the design pattern detection problem into a learning problem. Their proposed detector is based on learning from the information extracted from design pattern instances, which normally include variant implementations. They have considered support vector machine (SVM) for the classification of their selected design patterns. (Ferenc et al., 2005) applied machine learning algorithms to filter false positives out of the results of a graph matching phase, thus providing better precision in the overall output while considering variants (Ferenc et al., 2005). A recent work by (Hussain et al., 2018) leverage deep learning algorithms for the organisation and selection of DPs based on text categorisation. To reduce the size of training examples for DP detection, a clustering algorithm is proposed by (Dong et al., 2008) based on decision tree learning. While (Alhusain et al., 2013) purely employs artificial neural networks to perform the detection. However, the applicability of machine learning approaches suffers from the drawbacks and limitations of collecting datasets and training machine learning models (Dong et al., 2008). hence, we built a large dataset which is publicly available and trains a machine learning model with high accuracy.

Though we have used machine learning based classifiers to test the efficacy of our approach, our approach is substantially different from the aforementioned studies in many ways. For instance, we have built a call graph instead of AST to extract the information from the source code. Most importantly, we have built a word space model that uses the SSLR representation of the source code into a geometric model. Additionally, some studies have used low level features or metrics (as they call them) the accuracy of such ap-

proaches is low and the features are not fully utilised. To the best of our knowledge, code features have not been fully utilised so far in identifying design patterns. Additionally, we used (Zanoni et al., 2015) and (Thaller et al., 2019) studies for comparison purposes. Our study differs with them in following ways:

- We have used 15 source code features whereas as (Zanoni et al., 2015) used code metrics and (Thaller et al., 2019) used feature maps.
- Our corpus size is large having 1,400 files extracted from around 100 projects from the GJC. (Zanoni et al., 2015) and (Thaller et al., 2019) used a corpus that has 215 files containing design patterns.
- Our machine learning classifier achieved approximately 78% precision whereas existing studies achieved 34% and 63% Precision respectively.
- Our classifier identified 12 design patterns successfully, whereas existing studies only recognised two and six design patterns respectively.

7. Conclusion & Future Work

In this paper, we introduce a new approach to detecting software design patterns by using source code features and machine learning methods that are trained on source code features extracted from Java source code. We build an SSLR representation by applying call graph and source code features on the DPD_F corpus extracted from the publicly available 'The Java Github Corpus'. Next, we construct a Java n-gram model by applying *Word2Vec* algorithm on the SSLR file. Finally, we train a supervised machine learning classifier, DPD_F to identify design patterns.

To statistically evaluate the efficacy of the proposed approach we apply four commonly used statistical measures namely Precision, Recall, F1-Score and Misclassification, and build a confusion matrix as well to mitigate the potential class imbalance problem if any, and calculate the error rate. Empirical results show that our proposed approach DPD_F detects software design patterns with approximately 78% of Precision. Comparing our approach with the existing studies reveals that our approach performs significantly better than exiting approaches, outperforming them by 30% and 10% respectively in terms of Precision, as well as identified more patterns than existing studies.

In future, we plan to extend our online tool *CodeLabeller* using crowdsourcing to obtain a larger reference set to train the model as well as automatically predicting the pattern, which should improve the Precision score of the classifier. Furthermore, it will provide additional assurance that the model is robust enough to cope with diverse coding styles. We also plan to investigate whether other useful information for software maintainers can be extracted using our methods. While our classifier's performance is promising, further improvements are clearly highly desirable for practical use. While increasing the size of the training set will almost

certainly improve accuracy, it is likely that adding additional code features to the SSLR files would also help, and could be targeted to improve performance on those patterns where accuracy is relatively low.

It is also important to consider how a design pattern recognition system could be integrated into the software engineering process. Scenarios for both the batch processing of large codebases - for instance, to automatically insert pattern information into Javadoc comments, and interactive use from within an IDE, are plausible. An interactive system would offer the chance to incrementally train the detector, thus improving accuracy, and could be integrated with help systems recommending best practices for classes implementing the identified design pattern, or even, conceivably, tools recommending specific refactorings for the class currently open in the IDE. If the baseline performance of our classifier can be further improved, we plan to investigate these possibilities.

A. Reproducibility

For the purpose of reproducibility of our results, we have released our complete implementation with the annotated reference set and the result files to the public as an open-source project via our online appendix at <https://figshare.com/s/1f1d3a3d99d20b68e07f>.

Acknowledgement

We would like to extend our gratitude to the individuals who have dedicated their time and effort in performing annotation of design patterns through the online tool. We would also like to thank Ivo Medeiros for his valuable suggestions on our work.

References

- Alhusain, S., Coupland, S., John, R., Kavanagh, M., 2013. Towards machine learning based design pattern recognition, in: 2013 13th UK Workshop on Computational Intelligence (UKCI), IEEE. pp. 244–251.
- Allamanis, M., Sutton, C., 2013. Mining source code repositories at massive scale using language modeling, in: The 10th Working Conference on Mining Software Repositories, IEEE. pp. 207–216.
- Alnusair, A., Zhao, T., Yan, G., 2014. Rule-based detection of design patterns in program code. *International Journal on Software Tools for Technology Transfer* 16, 315–334.
- Baroni, M., Dinu, G., Kruszewski, G., 2014. Don't count, predict! A systematic comparison of context-counting vs. context-predicting semantic vectors, in: Proceedings of the 52nd Annual Meeting of the Association for Computational Linguistics (ACL), pp. 238–247.
- Bernardi, M.L., Cimitile, M., Di Lucca, G.A., 2013. A model-driven graph-matching approach for design pattern detection, in: 2013 20th Working Conference on Reverse Engineering (WCRE), pp. 172–181.
- Bishop, C.M., 2006. Pattern recognition and machine learning. Springer.
- Brown, K., 1996. Design reverse-engineering and automated design-pattern detection in Smalltalk. Technical Report. North Carolina State University. Dept. of Computer Science.
- Carletta, J., 1996. Assessing agreement on classification tasks: the kappa statistic. *Computational linguistics* 22, 249–254.
- Chawla, N.V., Bowyer, K.W., Hall, L.O., Kegelmeyer, W.P., 2002. Smote: synthetic minority over-sampling technique. *Journal of artificial intelligence research* 16, 321–357.
- Chihada, A., Jalili, S., Hasheminejad, S.M.H., Zangooei, M.H., 2015. Source code and design conformance, design pattern detection from

- source code by classification approach. *Applied Soft Computing* 26, 357–367.
- Christopoulou, A., Giakoumakis, E.A., Zafeiris, V.E., Soukara, V., 2012. Automated refactoring to the strategy design pattern. *Information and Software Technology* 54, 1202–1214.
- Ciobanu, A.M., Dinu, A., 2013. Alternative measures of word relatedness in distributional semantics, in: *Joint Symposium on Semantic Processing*, p. 80.
- Cohen, J., 1960. A coefficient of agreement for nominal scales. *Educational and psychological measurement* 20, 37–46.
- Collobert, R., Weston, J., Bottou, L., Karlen, M., Kavukcuoglu, K., Kuksa, P., 2011. NLP (almost) from scratch. *Journal of Machine Learning Research* 12, 2493–2537.
- Cortes, C., Vapnik, V., 1995. Support-vector networks. *Mach. Learn.* 20, 273–297.
- Couto, R., Ribeiro, A.N., Campos, J.C., 2012. A patterns based reverse engineering approach for java source code, in: *Software Engineering Workshop (SEW), 2012 35th Annual IEEE, IEEE*. pp. 140–147.
- Detten, M.V., Meyer, M., Travkin, D., 2010. Reverse engineering with the reclipse tool suite, in: *Proceedings of the 32nd ACM/IEEE International Conference on Software Engineering-Volume 2*, pp. 299–300.
- Dong, J., Sun, Y., Zhao, Y., 2008. Compound record clustering algorithm for design pattern detection by decision tree learning, in: *2008 IEEE International Conference on Information Reuse and Integration, IEEE*. pp. 226–231.
- Ferenc, R., Beszedes, A., Fulop, L., Lele, J., 2005. Design pattern mining enhanced by machine learning, in: *21st IEEE International Conference on Software Maintenance (ICSM'05), IEEE*. pp. 295–304.
- Fontana, F.A., Maggioni, S., Raibulet, C., 2011. Understanding the relevance of micro-structures for design patterns detection. *Journal of Systems and Software* 84, 2334–2347.
- Gaitani, M.A.G., Zafeiris, V.E., Diamantidis, N., Giakoumakis, E.A., 2015. Automated refactoring to the null object design pattern. *Information and Software Technology* 59, 33–52.
- Gamma, E., Helm, R., Johnson, R., Vlissides, J., 1995. *Design Patterns: Elements of Reusable Object-oriented Software*. Addison-Wesley Longman Publishing Co., Inc., Boston, MA, USA.
- Harris, Z.S., 1954. Distributional structure. *Word* 10, 146–162.
- Hautamäki, J., 2005. Pattern-based tool support for frameworks: Towards architecture-oriented software development environment.
- Ho, T.K., 1995. Random decision forests, in: *Proceedings of the Third International Conference on Document Analysis and Recognition (Volume 1) - Volume 1*, pp. 278–.
- Hu, X., Li, G., Xia, X., Lo, D., Jin, Z., 2018. Deep code comment generation, in: *2018 IEEE/ACM 26th International Conference on Program Comprehension (ICPC), IEEE*. pp. 200–20010.
- Hu, X., Li, G., Xia, X., Lo, D., Jin, Z., 2020. Deep code comment generation with hybrid lexical and syntactical information. *Empirical Software Engineering* 25, 2179–2217.
- Hussain, S., Keung, J., Khan, A.A., Ahmad, A., Cuomo, S., Piccialli, F., Jeon, G., Akhunzada, A., 2018. Implications of deep learning for the automation of design patterns organization. *Journal of Parallel and Distributed Computing* 117, 256–266.
- James, G., Witten, D., Hastie, T., Tibshirani, R., 2013. *An introduction to statistical learning*. volume 112. Springer.
- Kuchana, P., 2004. *Software architecture design patterns in Java*. CRC Press.
- Kuhn, M., Johnson, K., 2013. *Applied predictive modeling*. volume 26. Springer.
- Landauer, T.K., Dumais, S.T., 1997. A solution to plato's problem: The latent semantic analysis theory of acquisition, induction, and representation of knowledge. *Psychological Review* 104, 211–240. DOI: 10.1037/0033-295X.104.2.211.
- Lanza, M., Marinescu, R., 2007. *Object-oriented metrics in practice: using software metrics to characterize, evaluate, and improve the design of object-oriented systems*. Springer Science & Business Media.
- Le, Q.V., Mikolov, T., 2014. Distributed representations of sentences and documents, in: *Proceedings of the 31th International Conference on Machine Learning, ICML 2014, Beijing, China, 21–26 June 2014*, pp. 1188–1196.
- LeCun, Y., Bottou, L., Bengio, Y., Haffner, P., et al., 1998. Gradient-based learning applied to document recognition. *Proceedings of the IEEE* 86, 2278–2324.
- Lucia, A.D., Deufemia, V., Gravino, C., Risi, M., Tortora, G., 2011. An eclipse plug-in for the identification of design pattern variants, in: *Sixth Workshop of the Italian Eclipse Community (Eclipse-IT 2011), Milan, Italy*, pp. 40–51.
- Manning, C.D., Raghavan, P., Schütze, H., 2008. *Introduction to Information Retrieval*. Cambridge University Press, USA.
- Mayvan, B.B., Rasoolzadegan, A., 2017. Design pattern detection based on the graph theory. *Knowledge-Based Systems* 120, 211–225.
- McBurney, P.W., Jiang, S., Kessentini, M., Kraft, N.A., Armaly, A., Mkaouer, M.W., McMillan, C., 2018. Towards prioritizing documentation effort. *IEEE Transactions on Software Engineering* 44, 897–913.
- McBurney, P.W., McMillan, C., 2015. Automatic source code summarization of context for java methods. *IEEE Transactions on Software Engineering* 42, 103–119.
- McBurney, P.W., McMillan, C., 2016. An empirical study of the textual similarity between source code and source code summaries. *Empirical Software Engineering* 21, 17–42.
- Mikolov, T., Sutskever, I., Chen, K., Corrado, G.S., Dean, J., 2013. Distributed representations of words and phrases and their compositionality, in: *Advances in neural information processing systems*, pp. 3111–3119.
- Mitchell, J., Lapata, M., 2008. Vector-based models of semantic composition. *proceedings of ACL-08: HLT*, 236–244.
- Moreno, L., Marcus, A., 2012. Jstereotype: automatically identifying method and class stereotypes in java code, in: *Proceedings of the 27th IEEE/ACM International Conference on Automated Software Engineering*, pp. 358–361.
- Moreno, L., Marcus, A., Pollock, L., Vijay-Shanker, K., 2013. Jsummarizer: An automatic generator of natural language summaries for java classes, in: *2013 21st International Conference on Program Comprehension (ICPC), IEEE*. pp. 230–232.
- Musco, V., Monperrus, M., Preux, P., 2017. A large-scale study of call graph-based impact prediction using mutation testing. *Software Quality Journal* 25, 921–950.
- Nazar, N., Jiang, H., Gao, G., Zhang, T., Xiaochen, X.L., Ren, Z., 2016. Source code fragment summarization with small-scale crowdsourcing based features. *Frontiers of Computer Science* 10, 504–517.
- Niere, J., Schäfer, W., Wadsack, J.P., Wendehals, L., Welsh, J., 2002. Towards pattern-based design recovery, in: *Proceedings of the 24th international conference on Software engineering, ACM*. pp. 338–348.
- Panich, A., Vatanawood, W., 2016. Detection of design patterns from class diagram and sequence diagrams using ontology, in: *Computer and Information Science (ICIS), 2016 IEEE/ACIS 15th International Conference on, IEEE*. pp. 1–6.
- Pedregosa, F., Varoquaux, G., Gramfort, A., Michel, V., Thirion, B., Grisel, O., Blondel, M., Prettenhofer, P., Weiss, R., Dubourg, V., Vanderplas, J., Passos, A., Cournapeau, D., Brucher, M., Perrot, M., Duchesnay, E., 2011. Scikit-learn: Machine learning in Python. *Journal of Machine Learning Research* 12, 2825–2830.
- Prechelt, L., Unger-Lamprecht, B., Philippsen, M., Tichy, W.F., 2002. Two controlled experiments assessing the usefulness of design pattern documentation in program maintenance. *IEEE Transactions on Software Engineering* 28, 595–606.
- Radinsky, K., Agichtein, E., Gabrilovich, E., Markovitch, S., 2011. A word at a time: computing word relatedness using temporal semantic analysis, in: *Proceedings of the 20th International Conference on World Wide Web, WWW 2011, Hyderabad, India, March 28 - April 1, 2011*, pp. 337–346.
- Řehůřek, R., Sojka, P., 2010. Software Framework for Topic Modelling with Large Corpora, in: *Proceedings of the LREC 2010 Workshop on New Challenges for NLP Frameworks*, pp. 45–50.
- Reisinger, J., Mooney, R.J., 2010. Multi-prototype vector-space models of word meaning, in: *Human Language Technologies: Conference of the North American Chapter of the Association of Computational Linguistics*

- tics, Proceedings, June 2-4, 2010, Los Angeles, California, USA, pp. 109–117.
- Salton, G., Wong, A., Yang, C.S., 1975. A vector space model for automatic indexing. *Commun. ACM* 18, 613–620.
- dos Santos, C.N., Zadrozny, B., 2014. Learning character-level representations for part-of-speech tagging, in: *Proceedings of the 31th International Conference on Machine Learning, ICML 2014, Beijing, China, 21-26 June 2014*, pp. 1818–1826.
- Scanniello, G., Gravino, C., Risi, M., Tortora, G., Doderio, G., 2015. Documenting design-pattern instances: A family of experiments on source-code comprehensibility. *ACM Transactions on Software Engineering and Methodology (TOSEM)* 24, 1–35.
- Shi, N., Olsson, R.A., 2006. Reverse engineering of design patterns from java source code, in: *Automated Software Engineering, 2006. ASE'06. 21st IEEE/ACM International Conference on*, IEEE. pp. 123–134.
- Thaller, H., Linsbauer, L., Egyed, A., 2019. Feature maps: A comprehensible software representation for design pattern detection, in: *2019 IEEE 26th International Conference on Software Analysis, Evolution and Reengineering (SANER)*, IEEE. pp. 207–217.
- Thongrak, M., Vatanawood, W., 2014. Detection of design pattern in class diagram using ontology, in: *Computer Science and Engineering Conference (ICSEC), 2014 International*, IEEE. pp. 97–102.
- Tosi, C., Zanoni, M., Maggioni, S., 2009. A design pattern detection plugin for eclipse. *Eclipse-IT 2009*, 89.
- Tsantalis, N., Chatzigeorgiou, A., Stephanides, G., Halkidis, S.T., 2006. Design pattern detection using similarity scoring. *IEEE transactions on software engineering* 32.
- Uchiyama, S., Washizaki, H., Fukazawa, Y., Kubo, A., 2011. Design pattern detection using software metrics and machine learning, in: *First international workshop on model-driven software migration (MDSM 2011)*, p. 38.
- Walter, B., Alkhaeir, T., 2016. The relationship between design patterns and code smells: An exploratory study. *Information and Software Technology* 74, 127–142.
- Xiong, R., Li, B., 2019. Accurate design pattern detection based on idiomatic implementation matching in java language context, in: *2019 IEEE 26th International Conference on Software Analysis, Evolution and Reengineering (SANER)*, pp. 163–174.
- Yu, D., Zhang, P., Yang, J., Chen, Z., Liu, C., Chen, J., 2018. Efficiently detecting structural design pattern instances based on ordered sequences. *Journal of Systems and Software* 142, 35–56.
- Zanoni, M., Fontana, F.A., Stella, F., 2015. On applying machine learning techniques for design pattern detection. *Journal of Systems and Software* 103, 102 – 117.
- Zhang, H., Liu, S., 2013. Java source code static check eclipse plug-in based on common design pattern, in: *Software Engineering (WCSE), 2013 Fourth World Congress on*, IEEE. pp. 165–170.