

Essential Features: Reducing the Attack Surface of Adversarial Perturbations with Robust Content-Aware Image Preprocessing

Ryan Feng
University of Michigan
rtfeng@umich.edu

Wu-chi Feng
Portland State University
wuchi@pdx.edu

Atul Prakash
University of Michigan
aprakash@umich.edu

Abstract

Adversaries are capable of adding perturbations to an image to fool machine learning models into incorrect predictions. One approach to defending against such perturbations is to apply image preprocessing functions to remove the effects of the perturbation. Existing approaches tend to be designed orthogonally to the content of the image and can be beaten by adaptive attacks. We propose a novel image preprocessing technique called Essential Features that transforms the image into a robust feature space that preserves the main content of the image while significantly reducing the effects of the perturbations. Specifically, an adaptive blurring strategy that preserves the main edge features of the original object along with a k-means color reduction approach is employed to simplify the image to its k most representative colors. This approach significantly limits the attack surface for adversaries by limiting the ability to adjust colors while preserving pertinent features of the original image. We additionally design several adaptive attacks and find that our approach remains more robust than previous baselines. On CIFAR-10 we achieve 64% robustness and 58.13% robustness on RESISC45, raising robustness by over 10% versus state-of-the-art adversarial training techniques against adaptive white-box and black-box attacks. The results suggest that strategies that retain essential features in images by adaptive processing of the content hold promise as a complement to adversarial training for boosting robustness against adversarial inputs.

1 Introduction

Machine learning models have been used for a large diversity of image classification algorithms. These models, however, have been shown to be vulnerable to subtle adversarial attacks [3, 7, 13, 14, 19, 27] that threaten the safety and real-world practicality of such systems. Attacks now range from digital attacks such as the Fast Gradient Sign Method (FGSM) [14] and Projected Gradient Descent




Figure 1: Example *Essential Features* transformation.

(PGD) [22] to physical-world attacks such as Expectation over Transformation (EoT) [3] and Robust Physical Perturbations (RP₂) [13] that can generate physical stickers to carry out an attack.

Understanding how to defend machine learning models remains a challenge despite an increasingly large literature of defense design [12, 15, 22, 30, 31, 33, 34, 35]. As attack and defense algorithms have evolved over the years, a somewhat patch-work approach has prevented us from closing the gap between what a machine learning model and a human think is important for a small change in an input. Adversarial training-based techniques [22, 30, 33, 34, 35] have been effective strategies in increasing robustness, but a large gap between clean accuracy and adversarial accuracy still remains.

Early approaches to designing defenses to adversarial attack included image preprocessing techniques such as JPEG compression [10, 12, 15], color-bit reduction [15, 31], and blurring [31]. However, one significant limitation of these works is that they did not analyze adaptive attacks that considered the added image preprocessing function. In fact, these defenses and many more were broken in subsequent papers with adaptive attacks. Typically, such non-differentiable preprocessing defenses can be defeated with

a technique known as Backwards Pass Differentiable Approximation (BPDA) [2], where in the backwards gradient calculation the preprocessing function is estimated with a differentiable function. Oftentimes, the identity function suffices for this purpose [2]. Another intellectual limitation of these defenses is that they aimed to clean up the entire image in the same way without discriminating between the pertinent object and the rest of the background, meaning that some good features of the object were likely destroyed.

In this paper, we propose a content-based image preprocessing approach called *Essential Features* that aims to significantly reduce the attack surface available to adversaries and also remains robust to adaptive attacks. Our adaptive blurring and color clustering reduction strategy preserves the main features of an image and reduces the ability to usefully perturb non-feature areas. We first apply an adaptive blurring strategy that adaptively chooses smaller blur kernels around strong edges and larger blur kernels in the absence of edges, preserving the important edge features of the main object but otherwise blurs to remove high frequency perturbations. Note that we threshold edges in such a manner that it is difficult for an adversary to add edges under small L_∞ norm ball restrictions. After blurring, we apply k -means color reduction [17] to reduce the image into k representative colors. This function transforms images into a more robust feature space that is difficult to attack and can be used effectively in adversarial training.

We show that our approach is more robust to BPDA attacks and other adaptive attacks than existing adversarial training techniques. We apply adaptive attack lessons learned in [28] to show that our defense cannot be easily broken by adaptive attack strategies as well. To demonstrate the efficacy of our method, we perform experiments on CIFAR-10 [18] and RESISC45 [8], raising the adversarial robustness for each. We test on adaptive PGD attacks as well as a black-box hard-label attack (OPT-attack [9]). We show that *Essential Features* raises adversarial accuracy to 64% for CIFAR-10 (versus 46.07% for a Madry adversarial trained model [22]) and 58.13% for RESISC45 (versus 35.71% for Madry adversarial trained model).

Contributions:

1. We propose a novel, content-preserving transformation called *Essential Features* that applies adaptive blurring and k -means color reduction to clean up high frequency perturbations while preserving important edges and primary color information necessary for classification.
2. We develop adaptive attacks to our *Essential Features* approach and use this robust feature space in combination with adversarial training.
3. We evaluate our defense against adaptive white-box and black-box attacks and show that our defense is more robust to L_∞ attacks than state-of-the-art adversarially trained models.

The empirical evidence from applying *Essential Features* on these popular datasets indicates that such an *adaptive* preprocessing technique to find essential features in images is a promising strategy to complement standard adversarial training and the combination can result in significant boosts in robustness to state-of-the-art adaptive adversarial attacks. Thus, such image preprocessing strategies as *Essential Features* merits further exploration for designing more robust models despite failure of earlier preprocessing techniques such as JPEG compression, color-bit reduction, and non-adaptive blurring against adaptive adversarial attacks.

The remainder of this paper is structured as follows. In Section 2, we describe the most relevant related work in adversarial image defenses. Section 3 motivates and details the *Essential Features* approach. In Section 4, we describe the experimentation, including results on adaptive attacks. Finally, we discuss the implication of our approach and summarize our findings.

2 Related Work

Our work is primarily related to image preprocessing defenses and adversarial training. We aim to address the flaws of current image preprocessing defenses and leverage adversarial training to achieve increased robustness. We briefly describe these and the relation to our work.

Image Preprocessing Defenses: Image preprocessing approaches seek to remove adversarial perturbations through image processing techniques (e.g., image blurring or sharpening). Once processed, the resulting image is handed to the machine learning model. The goal of such image preprocessing techniques is to both not affect the accuracy in classifying non-adversarial images as well as improving the classification accuracy of adversarially tampered images.

Several preprocessing defenses include color-bit reduction [15, 31], JPEG compression [10, 12, 15], and a non-differentiable pixel deflection approach [23]. These image preprocessing algorithm defenses were broken with simple applications of BPDA with the identity function as the backwards approximation [1, 2]. Xu *et al.* additionally propose filtering defenses but do not present adaptive attacks. Unlike our adaptive blurring, their filters are fixed. Liang *et al.* propose a per image adaptive detection approach that blurs each image based on its entropy [21]. In contrast, we propose a defense that outputs correct predictions in the face of attacks and blurs adaptively within an image.

Jalalpour *et al.* [17] first proposed the notion of using k -means color reduction to thwart adversarial attacks. We will

also use k -means color reduction; however, Jalalpour *et al.* did not adversarially train networks with k -means color reduced images. We additionally add adaptive Gaussian blurring in front of the color reduction rather than normal Gaussian blurring. Finally, we also note that color-bit reduction effectively truncates color bits to decrease the number of colors while we select k representative colors to reduce to. The key difference is that color-bit reduction splits the color space into evenly spaced values, some of which may not be in the image itself. The k representative colors approach adapts the chosen colors to the image itself.

Adversarial Training: Adversarial training is a commonly used class of defense approaches that train classifiers under attacked images to raise robustness. The goal is that training on adversarial images will result in a hardened classifier. Adversarial training poses a min-max problem where we minimize the classifier’s loss over the strongest perturbations we can generate within the perturbation space [22]. Formally, it solves the following optimization problem:

$$\min_{\theta} \left(\mathbb{E}_{(x,y) \sim D} \left[\max_{\delta \in \mathcal{S}} L(\theta, x + \delta, y) \right] \right)$$

where x is an input image, y is the label, D is the data distribution, δ is the perturbation, \mathcal{S} is the allowable space of perturbations, L is the loss function, and θ are the model parameters.

A standard baseline is Madry-style Adversarial training [22], which trains classifiers on Projected Gradient Descent (PGD) [22] attacks generated at each epoch. While effective, one limitation of adversarial training is that it is slow and hard to scale [20], so other approaches have tried to speed up adversarial training while retaining comparable accuracy [25, 30, 33, 34, 35].

3 Approach

Our proposed approach creates a feature space transformation that reduces the attack surface of adversaries. The overall goal is to clean up high-range and low-range frequency changes and simplify the image down to human-vision inspired representation. We thus call our approach *Essential Features*. In combination with adaptive attacks, we can adversarially train on this transformation and treat it as a more robust feature space.

3.1 Motivating Essential Features

Adversaries target small color changes to introduce features that will change classification. The goal of our proposed *Essential Features* approach is to minimize the attack surface through image preprocessing techniques. Our approach is built upon the following observations:

- Adversarial noise is typically added to push a classifier in a certain direction. As shown in Figure 3, often the adversarial noise is primarily placed in areas with no or non-essential features. Figure 3a is a natural image (class airplane), while Figure 3b is an adversarial image that is classified as snowberg¹ with probability 1. To make the image a snowberg, adversarial noise is added to the tarmac regions of the image.
- Smoothing or blurring with large Gaussian kernels ameliorates the effects of adversarial noise. Larger smoothing kernels, however, also remove real features of the pertinent object.
- Smoothing with small Gaussian kernels retains real features but cannot blur the adversarial noise far enough, allowing adversarial perturbations to remain strong enough to fool classifiers. The delicate balance between smoothing to remove adversarial noise and keeping features for classification is shown in Figure 4. In (a), smoothing with a Gaussian kernel of size 3 (and 5, not shown) is insufficient to mask the adversarial noise and the image is still classified as a snowberg. In (b), at a Gaussian kernel size of 7 (and 9, not shown), the adversarial noise is masked sufficiently enough and the image is classified as a runway. Unfortunately, at this smoothing level, insufficient details remain from the airplanes. At Gaussian kernel size 11, insufficient details remain and the image is classified as a cloud.
- Many preprocessing algorithms have been shown to be weak against adaptive attacks. Once an adversary has access to the algorithm they can iteratively create a stronger attack that adapts to the defense to defeat it. Adversarial noise removing techniques needs to at least survive BPDA, where the gradient of a non-differentiable function is estimated with an approximation function.

Our approach, termed *Essential Features*, cuts down the attack surface available to adversaries considerably. We take a two component approach to clean up high-range and low-range frequency changes and simplify the image down to a human-vision inspired representation. That is, retaining important shape features while restricting the ability to add noise elsewhere [29]. Ideally for the image in Figure 3a, small Gaussian kernels would be used to minimally smooth area with strong features and larger Gaussian kernels to blur areas that are deemed featureless. In Figure 5a, we show an example where we apply Gaussian blurring with kernel size 3 on only the airplanes (the three small splotches in Figure 3b) and Gaussian blurring with kernel size 13 on the

¹“snowberg” is one of the classes in the RESISC45 dataset, with an example of a snowberg shown in Figure 3(c).

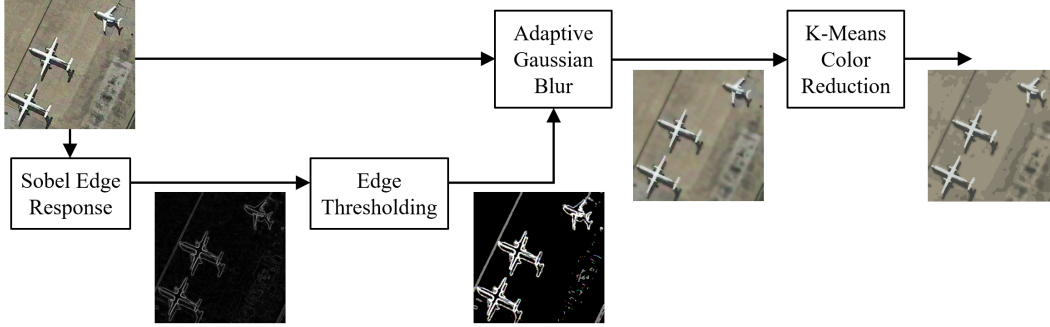


Figure 2: The *Essential Features* transformation pipeline. First, a Sobel response map is calculated. Then, the map is thresholded to select blur kernels to use. We then compute an adaptively blurred image. Finally, we apply k -means color reduction to the image.




Figure 3: Placing of adversarial noise. Classifications reported as (class, confidence).




Figure 4: Gaussian blurring examples. Classifications reported as (class, confidence). Gaussian blurring with a fixed Gaussian kernel size as a preprocessing step fails to defend against adaptive adversarial attacks, regardless of the chosen kernel size.

rest of the image. This image is classified *correctly* as airplane with confidence 0.993. *Essential Features* seeks to perform such blurring algorithmically, rather than by hand as in this example.

Essential Features consists of two primary components:

- Adaptive blurring: Applying an adaptive Gaussian blurring process to preserve edges, we are able to effectively apply a *higher* level of blurring in the middle of an object than we would with regular Gaussian blur-




Figure 5: Motivating example. Classifications reported as (class, confidence). Different levels of blurring using different Gaussian kernels in different portion of images causes the state-of-the-art adaptive attacks to fail. In (a), the various Gaussian kernels and the regions to apply them to were hand-crafted. *Essential Features* algorithm automates this preprocessing defense with result shown in (b).

ring. This makes it even harder for an adversary to add noise in the middle of an object while preserving necessary edge features for classification.

- K -means color reduction: Rather than having $255 \cdot 3$ possible colors for each pixel independently, an attacker is limited to trying to influence the k possible colors set across the *entire* image. The goal of this component is to force colors that are similar to a single color, removing the ability of adversaries to subtly perturb pixel values.

An example output of *Essential Features* is shown in Figure 5b. The image is correctly classified with confidence 0.997. We argue that this transformation leads to a feature space that is closer to human vision. Patches of a similar color are now represented with one or maybe a few max different colors in terms of pixels. Edge features are critical to human vision [29] and we effectively transform images to a feature space that consists of the edges that make up

the object and the general color of each patch in the image, which reflects more human-style semantics of what an object consists of.

3.2 Adaptive Gaussian Blurring

Applying Gaussian blurring removes high frequency changes an adversary may attempt to add [24, 31] but may additionally blur edges that make up the shape of the object in question or other fine details. Thus, we propose an *adaptive* Gaussian blurring approach, which attempts to preserve pertinent edges by selecting smaller kernels in areas with a high edge map response and selecting larger kernels in large patches of roughly the same color.

3.2.1 Computing Edges

We compute an edge response map by taking the gradient magnitude of the standard Sobel [4] filters in the x and y directions. We compute the Sobel edge response maps on each color channel separately.

We choose Sobel edge response maps over the use of Canny Edge Detection [5] for two reasons. The first is that we want more control over the ability to respond differently to weak edges such as textures in a patch of grass that may be picked up versus the pertinent edges that make up the outline of the main object against the background. The second is that we want an efficient computation that we could use in adversarial training.

3.2.2 Adaptive Kernel Thresholding

Once an edge map has been computed, we then adaptively blur the image with different Gaussian kernels based on the edge response in that area. To preserve the edges, we want to apply little blur on edge pixels and lots of blur on pixels in the middle of an object. Furthermore, pixels near edges cannot use too large of a kernel, otherwise it risks somewhat blurring the edge still.

To accomplish adaptive Gaussian, we first blur the edge response map with a small Gaussian kernel, to have a slightly sloped effect to the edges. This makes it more likely we will still use a smaller kernel around the edges, but possibly larger than pixels actually on an edge itself.

Once the edge map has been blurred slightly we then adaptively blur the image itself. We choose a predetermined, fixed set of kernels to choose from. Then, starting from the largest such kernel, we apply a series of thresholds, where each threshold met decreases the size of the kernel. (These thresholds are set as hyperparameters and are specified in Section 4.1 for our experiments). Thus, in an area with no edges, we apply the most blur, and then for stronger and stronger edges, we apply less and less blur. This process is applied on each color channel separately. An example of

this blurring is shown in Figure 6. In this figure, we have shown only the bottom half of the image for easier visual inspection. We note that there are very strong edges near the plane, weak edges in the details on the right, and no edges in the middle. As shown in the figure, the resulting image on the lower right consists of pixels that come from one of the three different blurred images; the areas between the planes do not have any edge information and derive their values from the blur=13 image, while pixels near the edges of the plane derive their pixel values from the blur=3 image.

3.3 k -means Color Reduction

Once the adaptive Gaussian blurring has been completed, we apply k -means color reduction as seen in Jalalpour *et al.* [17]. This selects a representative set of k colors that it will use for the whole image, replacing each pixel in the image with the closest color in the set by Euclidean distance. The set of k colors is chosen by applying k -means clustering over the whole image, finding centers of k clusters which minimizes the reconstruction error when undergoing this process. We use the “Fast” process as suggested in Jalalpour *et al.* [17] which computes the clusters on a small thumbnail of the image for speed purposes, although we use different sized thumbnails. k is chosen as a hyperparameter.

The effect of k -means color reduction is that it makes it harder for an adversary to add a lot of new colors, as this transformation will attempt to simplify the color palette to the k most representative colors. Compared with Jalalpour *et al.* [17] where the k -means step follows Gaussian blurring, we preserve more of the object edge features for the network to utilize when making its decision. As such, we aim to preserve edges, which we presume to be important features that make up an object, as well as capturing the rough color of each part of the image, without allowing many different tuples of perceptually similar colors that could be impacted with small adversarial noise.

3.4 Adaptive Attacks and Adversarial Training

With existing image preprocessing defenses being breakable under adaptive attacks, a research question is whether *Essential Features* can survive adaptive attacks, where an adversary knows our preprocessing strategy. Our strategy for generating strong adaptive attacks for *Essential Features* is to apply the backwards pass differentiable approximation (BPDA) [2] approach since the *Essential Features* preprocessing algorithm is non-differentiable. We try two different approaches for the approximation function $g(x)$ of BPDA [2] to overcome this non-differentiability. The first is to set $g(x)$ to the identity function for the entire preprocessing transform. As the transform aims to preserve the

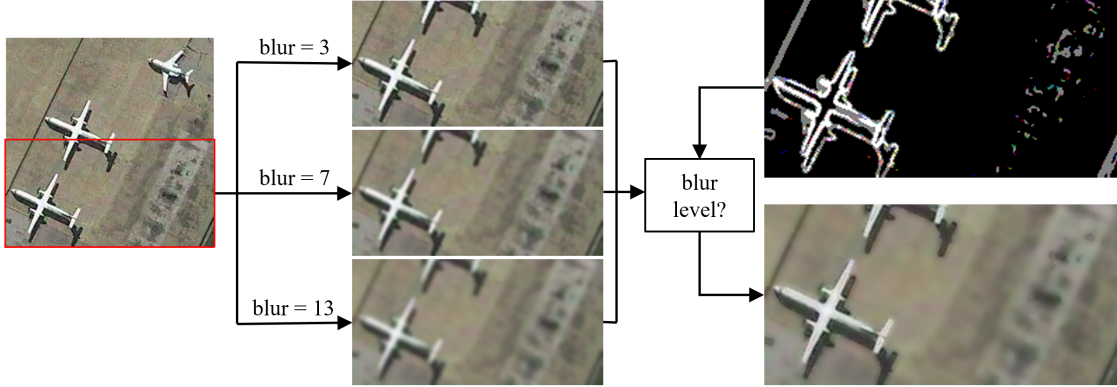


Figure 6: Adaptive Gaussian application example. Based on a thresholded Sobel edge response map, differing amounts of blur are applied to the final image. A kernel is picked for each pixel with larger Gaussian blur kernels such as 13 in areas with low edge response and smaller Gaussian blur kernels such as 3 in areas with high edge response. Each color channel is processed independently.

overall structure of the image and instead aims to clean up redundant and added noise to the image, an identity function is arguably a reasonable approximation function. The second is to approximate only the k -means step in the transform with the identity function but then take derivatives through the adaptive blurring step. Concretely, for each possible blur kernel size s we take the pixels where s was chosen and backpropagate them through the differentiable Gaussian blur function. We then sum all of these gradients together and take this as the final gradient. We find that this second approach results in more effective attacks than the first approach and refer to this approach as BPDA+AG (where AG stands for Adaptive Gaussian). Figure 7 shows examples of BPDA+AG attacks along with the *Essential Features* transformed version.

We explored a few other adaptive white-box attack strategies but they were no better than the BPDA+AG attack. The first alternative attack tried adding an additional term to the attack objective function to maximize the average Sobel map response to encourage the adversary to add edges. We note that due to edge thresholding in the adaptive kernel selection (Section 3.2.2) the attacker is not able to add very much to the edge response within small L_∞ ball limits, which limits the ability to attack the image by adding lots of strong edges. The second alternative attack tried to add a Non Printability Score [26] to encourage the attack to use very few colors. We tried using the set of colors used in [13] and from the palette generated by k -means on the original input image, but neither improved the attack success rate.

4 Experiments

We test our *Essential Features* approach against other adversarial training baselines and test on a variety of attacks,




Figure 7: Examples of BPDA+AG attacks and the result when applying *Essential Features*'s transformation.

including adaptive PGD [22] and black-box [9] attacks. We train *Essential Features* with ATTA-10 [35] training and compare against undefended, Madry adversarially trained networks, and vanilla ATTA-10 training.

4.1 Experimental Setup

Datasets and Models: We test our *Essential Features* approach against the CIFAR-10 and RESISC45 datasets. We use both Madry Adversarial Training (MAT) [22] and ATTA [35] for training techniques and compare against vanilla MAT and ATTA models. We chose RESISC45 because it is a 256x256 resolution dataset as compared to

32x32 resolution in CIFAR-10. The types of images in RESISC45 are also very different (remote sensing with 45 classes) than in CIFAR-10 (10 classes of animals and objects).

For CIFAR-10, we use the Wide ResNet 34-10 [32] architecture commonly used in adversarial training techniques [22, 34, 35]. For RESISC45, we use the ResNet-34 [16] architecture.

Training Details: For both datasets, in our MAT baseline, we train for 105 epochs, starting with a learning rate of 0.1 and dividing by 10 at the intervals [75, 90, 100] [33]. For the remaining CIFAR-10 experiments, we train for 38 epochs, starting with a learning rate of 0.1 and dividing by 10 at epochs 30 and 35 [35]. For the remaining RESISC45 experiments, we train for 40 epochs with the same learning rate schedule as CIFAR-10.

Essential Features Transformation Details: To compute the edge responses we start by taking the gradient magnitude of the standard 3×3 Sobel filters in the x and y directions. We normalize it by dividing by 1442.5 in the image range of [0, 255], which is the maximal Sobel response for x or y times square root 2.

To get the kernel decisions, we blur the Sobel map with a Gaussian kernel of size 3. All Gaussian kernels are computed with OpenCV (cv2) and the default standard deviation for the chosen kernel size. For CIFAR-10, we use [1, 3, 5] as our possible kernel sizes and for RESISC45 we use [3, 7, 13] as our possible kernel sizes. If the largest kernel is the default, for RESISC45 we switch to the middle kernel when the edge response is greater than 25 / 255 and switch to the largest kernel when the edge response is greater than 55 / 255. For CIFAR-10, we use 15 / 255 and 55 / 255 for the thresholds. We set $k = 16$ for RESISC45 to reduce the image to 16 colors and set $k = 32$ for CIFAR-10.

Adaptive Attack Details: For our PGD-based attacks, we use the L_∞ version with the $\epsilon = 0.031$ in [0-1] image scaling. We adversarially train with 10 steps and test with 20 steps of size 0.007 [22, 35]. We evaluate on both adaptive PGD attacks and standard non-adaptive PGD attacks. For adaptive attacks, we evaluate on BPDA attacks with the identity function for the backwards approximation as well as the BPDA+AG attack described in Section 3.4.

We also test against a black-box hard-label attack known as OPT-attack [9] to provide a different style of attack and expose potential gradient masking issues [6, 28]. We run the L_∞ version of OPT-attack with $\epsilon = 0.031$. We evaluate over 100 random samples for both datasets, due to time constraints. We use the default parameters for CIFAR-10 and we use the default ResNet-50 ImageNet parameters for RESISC45.

4.2 Experimental Results

The results of our experiments are shown in Table 1. For RESISC45, we see that our *Essential Features* approach is better in both natural and adversarial accuracy than either of our MAT or ATTA baselines. The MAT and ATTA baselines achieve 35.71% and 45.04% adversarial accuracy against PGD attacks respectively while, even against adaptive attacks, the *Essential Features* model achieves at least 58.13% adversarial accuracy. *Essential Features*’s natural accuracy is also over 5% higher than either of the other baselines.

We would expect *Essential Features* to be more successful on larger datasets where there is more detail and we can use larger kernels without blurring a high fraction of the object at a time, but *Essential Features* also raises the worst-case adversarial accuracy on CIFAR-10 to 64%, which is higher than either of the 46.07% or 52.32% PGD accuracies by the MAT and ATTA baselines. The natural accuracy does drop a little bit, which is not too surprising given the low resolution.

OPT-attack achieving the most attack success rate merits further observation, as it can be a sign of gradient masking. OPT-attack works by interpolating between victim and candidate target images to find the distance to the boundary in that perturbation direction, and then applying gradient-free techniques to minimize the boundary distance. We note that on all of the successful attacks, the attacks were already successful by the end of the initialization stage. Thus, OPT-attack was not successful because of its ability to optimize with gradient-free optimization; rather, it was successful because it found interpolations in these small resolution images that fooled the classifier. Thus, we think it is not indicative of mass gradient masking and rather a byproduct of the lower resolution.

To further suggest there is not too much gradient masking, we show in Figure 8 an accuracy over size of perturbation graph for our *Essential Features* RESISC45 model. We use PGD-20 as in the rest of the experiments but vary the size of ϵ [6]. As we get to larger and larger epsilons such as 0.5 (which means that any image can be made to a neutral gray [6]) the accuracy drops to 0. Thus, there is not huge evidence of mass gradient masking from this plot either.

It is perhaps a bit surprising that OPT-attack is not more successful on the undefended network, but given that Cheng *et al.* evaluated their L_∞ attack for ImageNet [11] on $\epsilon = 0.15$ and $\epsilon = 0.3$, it is not too surprising that a larger ϵ would be needed.

4.3 Ablation Studies

In Table 2, we show the result of different variations of *Essential Features*. We compare our *Essential Features* ap-

Table 1: Robustness of defenses against a variety of attacks. In each of the datasets, the L_∞ budget is 0.031. For OPT-attack, we report the accuracy over 100 random samples due to computational restrictions. Worst accuracy is bolded for each model.

Dataset	Defense	Natural (Acc)	PGD (Acc)	BPDA PGD (Acc)	BPDA+AG PGD (Acc)	L_∞ OPT-Attack (Acc)
CIFAR-10	None	94.47%	0.0%	—	—	23%
	Madry Adv. Training	86.35%	46.07%	—	—	82%
	ATTA Adv. Training	83.96%	52.32%	—	—	77%
	<i>Essential Features</i> (ATTA)	81.86%	76.49%	67.65%	74.65%	64%
RESISC45	None	91.84%	0.0%	—	—	92%
	Madry Adv. Training	81.82%	35.71%	—	—	69%
	ATTA Adv. Training	82.78%	45.04%	—	—	72%
	<i>Essential Features</i> (ATTA)	88.49%	87.38%	82.76%	58.13%	72%

Table 2: Ablation of *Essential Features* variants on RESISC45. For OPT-attack, we report the accuracy over 100 random samples. Best model for each attack is bolded.

Defense	Natural (Acc)	PGD (Acc)	BPDA PGD (Acc)	BPDA+Blur PGD (Acc)	L_∞ OPT-Attack (Acc)
Adapt. Blur	84.00%	82.13%	71.07%	42.95%	77%
k -means Color Red.	83.6%	52.56%	47.4%	—	66%
Fixed Blur + k -means Color Red.	87.00%	86.31%	79.56%	53.53%	69%
Adapt. Blur + k -means Color Red.	88.49%	87.38%	82.76%	58.13%	72%

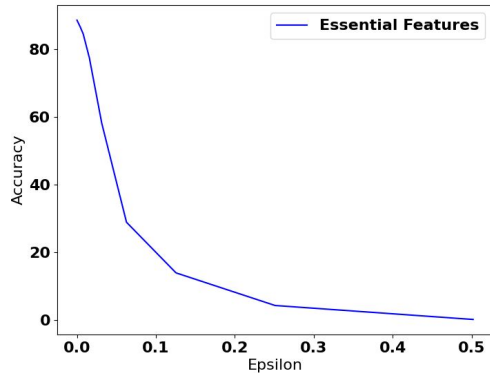


Figure 8: This figure shows accuracy over size of perturbation in terms of epsilon. As epsilon gets to higher and higher numbers, the attack begins to succeed more, suggesting that the gradient approximations in our attack are reasonable.

proach with just adaptive blur, just k -means, and with fixed Gaussian blur + k -means, similar to Jalalpour *et al.* [17]. We use a kernel size of 7 for the fixed Gaussian blur. We use ATTA-10 as before in previous *Essential Features* experiments and we conduct this on RESISC45. We test with

PGD and BPDA as before along with BPDA+AG for the adaptive blur models and BPDA+G for the fixed blur, which uses identity function for the backwards k -means function and then differentiates exactly through the blur function.

Essential Features as presented in Section 3 outperforms all of the alternatives on natural, PGD, identity function BPDA, and on blurring attacks. The worst-case accuracy on these attacks of *Essential Features* at 58.13% is higher than the other approaches by around 5%. This suggests that both adaptive blur and k -means color reduction contribute meaningfully to creating a robust feature space.

5 Conclusion

We propose *Essential Features*, a robust content-aware image preprocessing technique that reduces the attack surface for adversarial attack. To accomplish this, *Essential Features* adaptively blurs an image to preserve edges and to maximally smooth areas of low features before passing it to k -means approach to reduce the color space by using a representative color palette. This transformation creates a robust feature space that limits the attacker’s color influ-

ence and ability to add high frequency noise in the middle of objects. By combining with adversarial training techniques, we are able to raise robustness on the CIFAR-10 and RESISC45 datasets, even under various adaptive white-box and black-box attacks. We significantly improved the adversarial robustness on both CIFAR-10 and RESISC45, even against adaptive attacks. We raise robustness up to 64% on CIFAR-10 and up to 58.13% on RESISC45, over 10% against Madry and ATTA adversarial training baselines.

Acknowledgements

This material is based on work supported by DARPA under agreement number 885000, the National Science Foundation (NSF) Grants 1646392, MIDAS at the University of Michigan, and Ford. The U.S. Government is authorized to reproduce and distribute reprints for Governmental purposes notwithstanding any copyright annotation thereon. The views and conclusions contained herein are those of the authors and should not be interpreted as necessarily representing the official policies or endorsements, either expressed or implied, of the research sponsors or the U.S. Government.

References

- [1] Anish Athalye and Nicholas Carlini. On the robustness of the cvpr 2018 white-box adversarial example defenses. *arXiv preprint arXiv:1804.03286*, 2018. [2](#)
- [2] Anish Athalye, Nicholas Carlini, and David Wagner. Obfuscated gradients give a false sense of security: Circumventing defenses to adversarial examples. *arXiv preprint arXiv:1802.00420*, 2018. [2](#), [5](#)
- [3] Anish Athalye, Logan Engstrom, Andrew Ilyas, and Kevin Kwok. Synthesizing robust adversarial examples. *arXiv preprint arXiv:1707.07397*, 2017. [1](#)
- [4] Gary Bradski and Adrian Kaehler. *Learning OpenCV: Computer vision with the OpenCV library*. "O'Reilly Media, Inc.", 2008. [5](#)
- [5] John Canny. A computational approach to edge detection. *IEEE Transactions on pattern analysis and machine intelligence*, (6):679–698, 1986. [5](#)
- [6] Nicholas Carlini, Anish Athalye, Nicolas Papernot, Wieland Brendel, Jonas Rauber, Dimitris Tsipras, Ian Goodfellow, Aleksander Madry, and Alexey Kurakin. On evaluating adversarial robustness. *arXiv preprint arXiv:1902.06705*, 2019. [7](#)
- [7] Nicholas Carlini and David Wagner. Towards evaluating the robustness of neural networks. In *2017 IEEE Symposium on Security and Privacy (SP)*, pages 39–57. IEEE, 2017. [1](#)
- [8] Gong Cheng, Junwei Han, and Xiaoqiang Lu. Remote sensing image scene classification: Benchmark and state of the art. *Proceedings of the IEEE*, 105(10):1865–1883, 2017. [2](#)
- [9] Minhao Cheng, Thong Le, Pin-Yu Chen, Jinfeng Yi, Huan Zhang, and Cho-Jui Hsieh. Query-efficient hard-label black-box attack: An optimization-based approach. In *International Conference on Learning Representations*, 2019. [2](#), [6](#), [7](#)
- [10] Nilaksh Das, Madhuri Shanbhogue, Shang-Tse Chen, Fred Hohman, Li Chen, Michael E Kounavis, and Duen Horng Chau. Keeping the bad guys out: Protecting and vaccinating deep learning with jpeg compression. *arXiv preprint arXiv:1705.02900*, 2017. [1](#), [2](#)
- [11] Jia Deng, Wei Dong, Richard Socher, Li-Jia Li, Kai Li, and Li Fei-Fei. Imagenet: A large-scale hierarchical image database. In *2009 IEEE conference on computer vision and pattern recognition*, pages 248–255. Ieee, 2009. [7](#)
- [12] Gintare Karolina Dziugaite, Zoubin Ghahramani, and Daniel M Roy. A study of the effect of jpg compression on adversarial images. *arXiv preprint arXiv:1608.00853*, 2016. [1](#), [2](#)
- [13] Kevin Eykholt, Ivan Evtimov, Earlene Fernandes, Bo Li, Amir Rahmati, Chaowei Xiao, Atul Prakash, Tadayoshi Kohno, and Dawn Song. Robust Physical-World Attacks on Deep Learning Visual Classification. In *Computer Vision and Pattern Recognition (CVPR)*, June 2018. [1](#), [6](#)
- [14] Ian J Goodfellow, Jonathon Shlens, and Christian Szegedy. Explaining and harnessing adversarial examples. *arXiv preprint arXiv:1412.6572*, 2014. [1](#)
- [15] Chuan Guo, Mayank Rana, Moustapha Cisse, and Laurens Van Der Maaten. Countering adversarial images using input transformations. *arXiv preprint arXiv:1711.00117*, 2017. [1](#), [2](#)
- [16] Kaiming He, Xiangyu Zhang, Shaoqing Ren, and Jian Sun. Deep residual learning for image recognition. In *Proceedings of the IEEE conference on computer vision and pattern recognition*, pages 770–778, 2016. [7](#)
- [17] Yeganeh Jalalpour, Li-Yun Wang, Ryan Feng, and Wu-chi Feng. Leveraging image processing techniques to thwart adversarial attacks in image classification. In *2019 IEEE International Symposium on Multimedia (ISM)*, pages 184–1847. IEEE, 2019. [2](#), [5](#), [8](#)
- [18] Alex Krizhevsky, Geoffrey Hinton, et al. Learning multiple layers of features from tiny images. 2009. [2](#)
- [19] Alexey Kurakin, Ian Goodfellow, and Samy Bengio. Adversarial examples in the physical world. *arXiv preprint arXiv:1607.02533*, 2016. [1](#)
- [20] Alexey Kurakin, Ian Goodfellow, and Samy Bengio. Adversarial machine learning at scale. *arXiv preprint arXiv:1611.01236*, 2016. [3](#)
- [21] Bin Liang, Hongcheng Li, Miaoqiang Su, Xirong Li, Wenchang Shi, and Xiaofeng Wang. Detecting adversarial image examples in deep neural networks with adaptive noise reduction. *IEEE Transactions on Dependable and Secure Computing*, 2018. [2](#)
- [22] Aleksander Madry, Aleksandar Makelov, Ludwig Schmidt, Dimitris Tsipras, and Adrian Vladu. Towards deep learning models resistant to adversarial attacks. *arXiv preprint arXiv:1706.06083*, 2017. [1](#), [2](#), [3](#), [6](#), [7](#)
- [23] Aaditya Prakash, Nick Moran, Solomon Garber, Antonella DiLillo, and James Storer. Deflecting adversarial attacks with pixel deflection. In *Proceedings of the IEEE conference*

- on computer vision and pattern recognition, pages 8571–8580, 2018. 2
- [24] Ravi S Raju and Mikko Lipasti. Blurnet: Defense by filtering the feature maps. In *2020 50th Annual IEEE/IFIP International Conference on Dependable Systems and Networks Workshops (DSN-W)*, pages 38–46. IEEE, 2020. 5
 - [25] Ali Shafahi, Mahyar Najibi, Mohammad Amin Ghiasi, Zheng Xu, John Dickerson, Christoph Studer, Larry S Davis, Gavin Taylor, and Tom Goldstein. Adversarial training for free! In *Advances in Neural Information Processing Systems*, pages 3358–3369, 2019. 3
 - [26] Mahmood Sharif, Sruti Bhagavatula, Lujo Bauer, and Michael K. Reiter. Accessorize to a crime: Real and stealthy attacks on state-of-the-art face recognition. In *Proceedings of the 2016 ACM SIGSAC Conference on Computer and Communications Security, CCS '16*, page 1528–1540, 2016. 6
 - [27] Christian Szegedy, Vincent Vanhoucke, Sergey Ioffe, Jon Shlens, and Zbigniew Wojna. Rethinking the inception architecture for computer vision. In *Proceedings of the IEEE conference on computer vision and pattern recognition*, pages 2818–2826, 2016. 1
 - [28] Florian Tramèr, Nicholas Carlini, Wieland Brendel, and Aleksander Madry. On adaptive attacks to adversarial example defenses. *arXiv preprint arXiv:2002.08347*, 2020. 2, 7
 - [29] Anne M Treisman and Nancy G Kanwisher. Perceiving visually presented objects: recognition, awareness, and modularity. *Current opinion in neurobiology*, 8(2):218–226, 1998. 3, 4
 - [30] Eric Wong, Leslie Rice, and J Zico Kolter. Fast is better than free: Revisiting adversarial training. *arXiv preprint arXiv:2001.03994*, 2020. 1, 3
 - [31] Weilin Xu, David Evans, and Yanjun Qi. Feature squeezing: Detecting adversarial examples in deep neural networks. *arXiv preprint arXiv:1704.01155*, 2017. 1, 2, 5
 - [32] Sergey Zagoruyko and Nikos Komodakis. Wide residual networks. *arXiv preprint arXiv:1605.07146*, 2016. 7
 - [33] Dinghui Zhang, Tianyuan Zhang, Yiping Lu, Zhanxing Zhu, and Bin Dong. You only propagate once: Accelerating adversarial training via maximal principle. In *Advances in Neural Information Processing Systems*, pages 227–238, 2019. 1, 3, 7
 - [34] Hongyang Zhang, Yaodong Yu, Jiantao Jiao, Eric P Xing, Laurent El Ghaoui, and Michael I Jordan. Theoretically principled trade-off between robustness and accuracy. *arXiv preprint arXiv:1901.08573*, 2019. 1, 3, 7
 - [35] Haizhong Zheng, Ziqi Zhang, Juncheng Gu, Honglak Lee, and Atul Prakash. Efficient adversarial training with transferable adversarial examples. In *Proceedings of the IEEE/CVF Conference on Computer Vision and Pattern Recognition*, pages 1181–1190, 2020. 1, 3, 6, 7