

# DA<sup>2</sup>: Deep Attention Adaptor for Memory-Efficient On-Device Multi-Domain Learning

Li Yang, Adnan Siraj Rakin and Deliang Fan

School of Electrical, Computer and Energy Engineering, Arizona State University, Tempe, AZ 85287

lyangl166@asu.edu, asrakin@asu.edu, dfan@asu.edu

## Abstract

Nowadays, one practical limitation of deep neural network (DNN) is its high degree of specialization to a single task or domain (e.g. one visual domain). It motivates researchers to develop algorithms that can adapt DNN model to multiple domains sequentially, meanwhile still performing well on the past domains, which is known as multi-domain learning. Conventional methods only focus on improving accuracy with minimal parameter update, while ignoring high computing and memory usage during training, which makes it impossible to deploy into more and more widely used resource-limited edge devices, like mobile phone, IoT, embedded system, etc. During our study, we observe that memory used for activation storage is the bottleneck that largely limits the training time and cost on edge devices. To reduce training memory usage, while keeping the domain adaption accuracy performance, in this work, we propose **Deep Attention Adaptor (DA<sup>2</sup>)**, a novel on-device multi-domain learning method, aiming to achieve domain adaption on resource-limited edge devices in both fast and memory-efficient manner. During on-device training, DA<sup>2</sup> freezes the weights of pre-trained backbone model to reduce the training memory consumption (i.e., no need to store activation features during backward propagation). Furthermore, to improve the adaption accuracy performance, we propose to improve the model capacity by learning a light-weight memory efficient residual attention adaptor module. We validate DA<sup>2</sup> on multiple dataset against state-of-the-art methods, which shows good improvement in both accuracy and training cost. Finally, we demonstrate the algorithm's efficiency on **NVIDIA Jetson Nano** tiny GPU, proving the proposed DA<sup>2</sup> reduces the on-device memory consumption by **19-37 $\times$**  during training in comparison to the baseline methods.

## 1. Introduction

Nowadays, one practical limitation of deep neural network (DNN) is its high degree of specialization to a single task or domain (e.g. one visual domain). It motivates re-

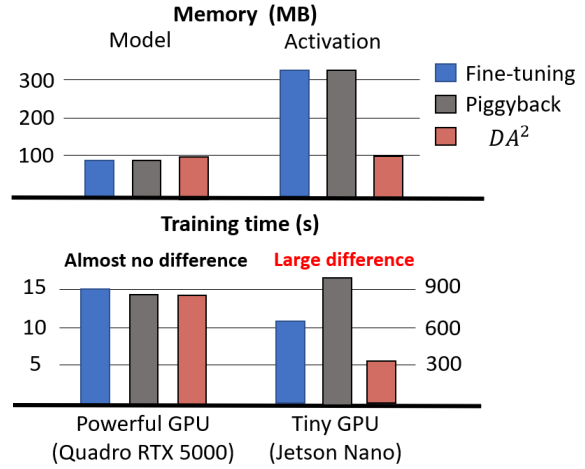


Figure 1. An example of adapting ResNet50 (pre-trained on ImageNet dataset) to Flower dataset. *Top*: model memory and activation memory of three different methods. *Bottom*: training time of one epoch on two different platform: one powerful GPU (Quadro RTX 5000) and one Tiny GPU (Jetson Nano)

searchers to develop algorithms that can adapt DNN model to multiple domains sequentially, meanwhile still performing well on the past domains. This process of gradually adapting DNN model to learn from different domain inputs over time is known as *multi-domain learning*

Conventional methods to tackle this challenge can be mainly divided into three directions: fine-tuning based method, adaptor-based method and mask-based method. As the first approach, inspired by the success of transfer learning, fine-tuning based method is a natural approach to optimize the whole pre-trained model from old domains to new target domains. However, the overall size of parameters will increase linearly w.r.t the number of domains, and it may result in over-fitting if the target training dataset is too small. One possible solution is to only fine-tune the batch-norm and last classifier, but suffering from limited domain adaption capacity [11]. In the second approach, to boost the parameter sharing without losing the adaption capac-

ity, [13] proposes an adapter-based method, which learns a domain-specific residual adaptor while freezing the pre-trained model. Based on the same idea, [14] changes the topology of residual adapter to be parallel rather than serial. Note that, such method also needs to fine-tune the batchnorm layer of the pre-trained model to avoid domain shift. Different from that, Piggyback [10], as a representative work of the third mask-based learning approach, proposes to only learn a binary element-wise mask ( $\{0, 1\}$ ) w.r.t all weights, while keeping the pre-trained model fixed.

However, these previous domain adaption schemes only emphasize on improving accuracy with minimal parameter update, while ignoring computing- and memory-intensive nature of their methods, which makes it not efficient to deploy into resource limited edge based training devices, like mobile phones, embedded system, IoT, etc. To validate this claim, we test the two representative methods discussed above, fine-tuning and piggyback methods, in both powerful GPU (Nvidia RTX5000 used in desktop or server training) and tinny GPU (Nvidia Jetson Nano GPU used in edge device training). The measured memory usage and training time are shown in Fig. 1. It can be easily observed that, during training, the memory usage for activation storage (defined as *activation memory* in this work) is almost 3X larger than the model itself. Such large memory usage during training is not an issue (with same training time) in powerful GPU with enough on-device memory capacity. However, for memory-limited tiny GPU typically used in edge device training, such large memory usage becomes the bottleneck for training speed, and correspondingly causes significantly difference between different methods in terms of training time. More detailed analysis will be presented in Section-3. Such *observation* reveals the fact that *training process is memory-intensive, where the intermediate activation buffering in memory during back-propagation is the bottleneck (at least 3X more than model itself as shown in Fig. 1), to hold the speedup of on-device training.*

In this work, we aim to achieve on-device multi-domain learning that is both fast and memory-efficient. To achieve this objective, and inspired by above observation, we propose *Deep Attention Adapter ( $DA^2$ )* method for memory-efficient on device multi-domain learning, which is designed to eliminate the storage of intermediate activation feature map (main memory usage during on-device training). Second, to enrich the adaption capacity, we further adopt an attention adaptor that improves the model capacity by only learning a light-weight module without updating the bulk pre-trained model. In summary, our technical contributions include:

- First, we present a complete analysis of the memory consumption during training to demonstrate that activation output storage is the key memory bottleneck during on-device learning for two specific reasons:

i) The complete activation map needs to be stored for backward propagation during training due to the multiplicative relationship with learned parameter (i.e., weight, mask). ii) Storing activation feature map requires at least 3X larger memory storage in comparison to model parameter storage overhead.

- Inspired by this observation, we propose a novel training method, called *Deep Attention Adapter ( $DA^2$ )*, for on-device multi-domain learning that is both fast and memory-efficient. The proposed  $DA^2$  freezes the weights of pre-trained feature extractors to reduce the training memory consumption (i.e., no need to store activation feature map during backward propagation). To further enrich the adaption capacity, we adopt an attention adaptor that can plug in and play on the popular backbone model architectures with little training memory overhead.
- We conduct extensive experiments of the proposed  $DA^2$  method comparing with prior competitive baselines. The proposed method could achieve state-of-the-art accuracy on popular multi-domain adaption datasets. More importantly, unlike previous methods, we, for the first time, test the training efficiency on a Tiny GPU (i.e., NVIDIA Jetson Nano) to show  $DA^2$  can greatly reduce the training cost (i.e., memory and time). We demonstrate that the proposed  $DA^2$  reduces the on-device memory consumption by  $19\text{-}37\times$  during training in comparison to the baseline methods.

## 2. Related Work

### 2.1. Multi-Domain Learning

Multi-domain learning [13, 14, 15] aims to build a model, which can adapt a task into multiple domains without forgetting previous knowledge, meanwhile using as fewer parameters as possible. Series Res. Adaptor[13] addresses this challenge by learning additional residual adaptor for each layer while freezing the original pre-trained model except batchnorm layer. Based on the same idea, the authors further update the topology of the residual adapter to be parallel rather than serial[14], which achieves better results. [15] proposes to recombine the weights of the backbone model via controller modules in channel-wise. In short, all these methods above tackle the multi-domain challenge by learning additional domain-specific modules. Different from that, Piggyback [10] learns task-specific binary masks for each task. It achieves this by first generating the real-value masks which own the same size with weights, then passing through a binarization function to obtain binary masks that are then applied to existing weights.

## 2.2. Memory-Efficient Training

There are two conventional techniques to reduce the activation memory: gradient checkpointing [2] and reversible network [4]. Gradient checking only stores a subset of the network activations instead of all. As the consequence, the activations that are not stored must be recomputed during the backward pass. Furthermore, reversible network achieves backpropagation without storing activations, however, that means each layer’s activations have to be recomputed exactly from that of next layer. These two methods reduce the activation memory usage by involving additional computation. As mentioned in [17], for a 30% increase in computing overhead, checkpointing can reduce the memory required for the activations by 5.8x. [4] also shows that the reversible network has roughly 50% computational overhead more than ordinary backpropagation in practice.

More recently, TinyTL [1] proposes a lite residual learning module to lower the activation memory in transfer learning. However, this method involves complex training procedure which needs four-steps: 1) TinyTL pre-trains a large super-net, 2) fine-tunes the super-net on target dataset, 3) searches a sub-net that matches the target dataset, 4) finally re-fine-tunes the selected sub-net. They show their method mitigates the memory bottleneck during training, however suffering from extra training cost and engineering cost of designing a super-net and selecting a sub-net from a pool. Different from all the methods above, we aim to train a model in both fast and memory-efficient way.

## 2.3. Attention Mechanism

Attention mechanism has proven to be a potential means to enhance deep CNNs. SE-Net[7] is the first that presents an effective mechanism to learn channel attention and achieves promising performance. Later, CBAM[20] combines channel and spatial attention to enhance feature aggregation. Furthermore, ECA-Net [19] proposes a lightweight attention module which only has a 1D convolution layer. Even with very few additional parameters and negligible computations, it shows clearly accuracy gain. All of the above methods focus on developing sophisticated attention modules for better performance of a single task. These attention modules are jointly optimized with the original model. Different from them, we aim to utilize the attention mechanism to enhance the adaption capacity of the pre-trained model on multi-domain learning. In this case, most of the original model is fixed.

## 3. Memory Usage in Multi-Domain Training

In this section, we first explore the training memory usage under different multi-domain learning methods. Then, we will conduct quantitative analysis of memory usage for each layer of DNN model. Such analysis will guide us to

investigate possible solution to achieve on-device memory efficient learning method.

**Fine-tuning and adaptor-based methods** Both Fine-tuning and adaptor-based training scheme are popular in this research area, which require fine-tuning all or part of the parameters in the pre-trained model. Fine-tuning based training method on the target dataset domain is intuitive to understand. But, to explain the adaptor-based method, we illustrate the architecture of the two popular adaptor-based methods as shown in Fig.2. Such method needs to fine-tune the additional convolution layer and the original batchnorm (BN) layers. To understand the training memory consumption, let’s assume a linear layer whose forward process is given as:  $a_{i+1} = a_i \mathbf{W} + b$ , then its back-propagation process is

$$\begin{aligned} \frac{\partial \mathcal{L}}{\partial a_i} &= \frac{\partial \mathcal{L}}{\partial a_{i+1}} \frac{\partial a_{i+1}}{\partial a_i} = \frac{\partial \mathcal{L}}{\partial a_{i+1}} \mathbf{W}^T, \\ \frac{\partial \mathcal{L}}{\partial \mathbf{W}} &= a_i \frac{\partial \mathcal{L}}{\partial a_{i+1}}, \quad \frac{\partial \mathcal{L}}{\partial b} = \frac{\partial \mathcal{L}}{\partial a_{i+1}} \end{aligned} \quad (1)$$

According to Eq. 1, to conduct conventional back propagation based training for entire model, model weights- $\mathbf{W}$ , gradients and activation- $a_i$  all need to be stored for computing, causing large memory usage. However, it is interesting to see that, if only updating bias, no activation storage is needed since previous activation  $a_i$  is not involved in the backward computation.

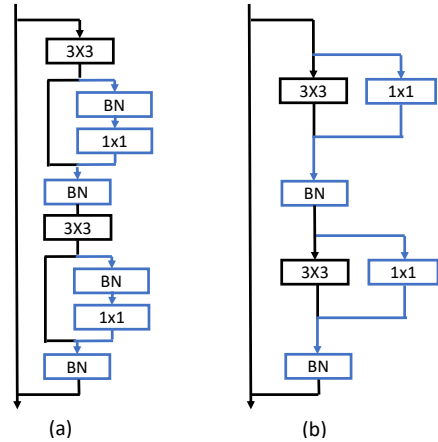


Figure 2. The architecture of (a) Series Res. adaptor[13] and (b) Parallel Res. adaptor[14]. Note, black indicates pre-trained backbone model, blue indicates added modules

**Mask-based learning method** For the mask-based learning method, assuming a linear layer whose forward process is given as:  $a_{i+1} = a_i(\mathbf{W} \cdot \mathbf{M})$ , where  $\mathbf{M}$  is the mask need to be learned with the same size as  $\mathbf{W}$ . The weights  $\mathbf{W}$  is fixed, while only training the mask  $\mathbf{M}$ . Then the backward

process can be shown as:

$$\frac{\partial \mathcal{L}}{\partial \mathbf{M}} = a_i \frac{\partial \mathcal{L}}{\partial a_{i+1}} \cdot \mathbf{M} \quad (2)$$

Eq.2 shows that learning mask needs to store not only activation- $a_i$ , but also the mask- $M$  and model weights- $W$  during training. In terms of computation, comparing Eq.2 with Eq.1, such method also needs additional multiplication computation in both forward and backward pass. These observations explain why Piggyback method has the largest training time in Tiny GPU as shown in Fig.1.

Table 1. Summary of the parameters and activation memory consumption of different layers. We denote the weights  $\mathbf{W}^{(l)} \in \mathbb{R}^{c_{in} \times c_{out} \times kh \times kw}$ , where  $c_{in}, c_{out}, kh, kw$  refers the weight dimension of  $l$ -th layer, including #output channel, #input channel, kernel height and width, respectively. We also denote the input activation  $\mathbf{A}^{(l)} \in \mathbb{R}^{n \times c_{in} \times h \times w}$ , where  $n, h, k$  refers the batch size, activation height and width, respectively.

Layer Type	Trainable Param. ( $p$ )	Activation ( $a$ )
Conv	$c_{in} \times c_{out} \times kh \times kw$	$n \times c_{in} \times h \times w$
FC	$c_{in} \times c_{out} + c_{out}$	$n \times c_{in} \times h \times w$
BN	$2 \times c_{out}$	$n \times c_{in} \times h \times w$
ReLU	0	$n \times c_{in} \times h \times w$
Sigmoid	0	$n \times c_{in} \times h \times w$

**Training memory usage analysis.** Now we define training memory usage which we will use throughout the rest of this paper. As displayed in table 1, during training, memory usage is proportional to the number of parameters, which can be treated as two main groups: i) # of trainable parameters -  $p$  (i.e. weights, bias) and gradient of each parameter; ii) activation memory consisting of the feature maps stored to update the parameters of previous layers using the chain rule. Note, trainable parameter memory has the same size as gradient memory. We only list # of trainable parameters -  $p$  in table 1.

For a typical convolution layer, kernel height/width is much smaller than activation channel width/height (i.e.,  $kh \ll h; kw \ll w$ ). Thus, for a moderate batch size (e.g.,  $n = 64/128/256$ ), activation memory size is much larger than that of trainable parameters (i.e.,  $a \gg p$ ). Similarly, this observation can be derived for a fully-connected layer (FC) as well. More interestingly, Even though BN and sigmoid function have a negligible amount of trainable parameters ( $p$ ), both functions produce an activation output ( $a$ ) of the same size as a CONV/FC layer.

From the above analysis, it can be easily seen that DNN training memory usage is dominated by the activation feature map storage rather than the model parameter itself. It is important to optimize the activation feature map memory usage if targeting memory-efficient learning. As for existing multi-domain learning methods, both piggyback

and fine-tuning methods require heavy memory consumption during the backward propagation, requiring all weights, gradients, activation storage. Moreover, extra mask memory is required for piggyback method. From our analysis, *it is also interesting to observe that, if only updating bias is possible in multi-domain learning, the major memory usage component - activation is not required, which has the potential to develop memory-efficient learning algorithm.* This observation motivates and justifies our proposed  $DA^2$  method that will be explained in next section.

## 4. Proposed Method

Based on above analysis, we propose Deep Attention Adaptor ( $DA^2$ ) as illustrated in Fig.3. First and most important, to reduce both the training parameters and activation memory,  $DA^2$  freezes the weight of pre-trained model, and only updates bias during domain adaption. Through above memory usage analysis, only updating bias will eliminate the activation storage (i.e. memory bottleneck) for backward computation. However, only updating bias has very limited adaption capacity, which may degrade the accuracy performance in learning new domain knowledge. To improve the domain adaption capacity without involving large activation memory and model size increase, we further introduce attention adaptor modules to each block of the pre-trained model, which will be trained during multi-domain learning and leads to very limited training memory overhead.

The detailed structure of the attention adaptor is illustrated in Fig.3. It aims to refine the original feature map, which is computed as:

$$\mathbf{A}_i^* = \mathbf{A}_i + \mathbf{H}(\mathbf{A}_i) \quad (3)$$

Where  $\mathbf{H}$  denotes the output activation of attention adaptor module. To design an efficient yet powerful module, we first compute the channel attention  $\mathbf{H}_c$  and the spatial adaptor  $\mathbf{H}_s$  at two separate branches, then combining these two branches as:

$$\mathbf{H}(\mathbf{A}) = \sigma(\mathbf{H}_c(\mathbf{A})) \otimes \mathbf{H}_s \quad (4)$$

Where  $\otimes$  demotes the element-wise multiplication and  $\sigma$  is a sigmoid function.

**Channel attention branch.** As each channel contains a specific feature response, we aim to exploit the inter-channel relationship in the added channel attention branch. To aggregate the feature map in each channel, we take global average pooling on the input activation  $\mathbf{A}$  and produce a channel vector. This vector softly encodes global information on each channel. To estimate attention across channels, inspired by ECA-Net [19], following the global average pooling, we add an extremely lightweight 1D convolution layer.

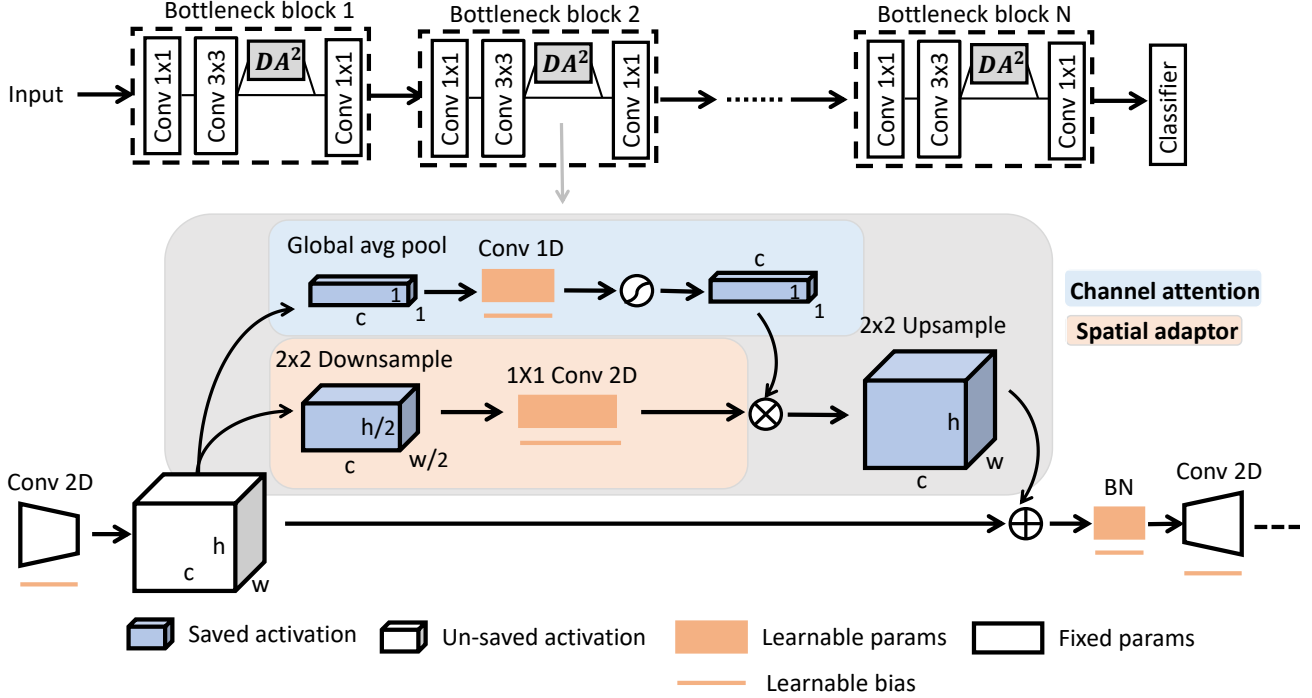


Figure 3. Overview of the proposed  $DA^2$ , consisting of channel attention (top branch) and spatial adaptor (bottom branch).

**Spatial adaptor branch.** As shown in eq.1, the activation size grows quadratically with the resolution (i.e. height and width). Thus, to reduce the activation size, in spatial adaptor branch, a  $2 \times 2$  average pooling is used to down-sample the input feature map, followed by a  $1 \times 1$  convolution layer. Then, it will be multiplied with the channel attention vector to produce the domain-refined activation. The output of attention adaptor is then up-sampled to match the size of main branch output activation via bi-linear up-sampling.

when both channel attention branch and spatial adaptor branch are finished, the up-sampled domain-refined activation will be added to the main branch (pre-trained backbone model) output activation. Note that, different from the conventional attention scheme, where the output directly multiplies the main branch output activation, we design our attention adaptor in a way to add it to the main branch. The main benefit of doing so is the proposed attention adaptor module can be processed during backward independently, without creating a new backward pass as in the traditional multiplication based mechanism. Therefore, the increased memory usage for the proposed attention adaptor is very limited, which will be discussed in the later experimental section.

**Attention adaptor integration** Fig.4 illustrates an example to integrate the proposed attention adaptor in popular basic block and bottleneck block in ResNets[6]. For the basic block which has two connected convolution layers, we plug

in the attention adaptor after the last convolution layer. For the bottleneck block as shown in Fig.4(b), the last convolution layer will enlarge the output channels (i.e.  $4 \times$ ), which increases the output activation linearly. To avoid involving large activation increases, we add the attention adaptor after the second convolution layer. We want to highlight the difference with the adapter-based method shown in Fig.2: 1) To reduce the training memory consumption, the weight of pre-trained model is not updated during domain adaption, except bias. 2) We down-sample the input activation of the proposed attention adaptor module to further reduce the activation memory consumption. 3) To enrich the domain adaption capacity, we introduce channel attention mechanism combined with the spatial adaptor. 4) We only plug in the attention adaptor to one convolution of each block instead of all layers.

## 5. Experiments

### 5.1. Experimental Setup

**Datasets and Evaluation Metrics.** To evaluate the efficacy of the proposed  $DA^2$  method, we use standard and popular multi-domain learning dataset similar as many prior works [10, 5]. The statistics of the five dataset (e.g., WikiArt [16], Sketch [3], Stanford Cars [8], CUBS[18] and Flowers[12]) are listed in table 2. For each of the dataset, we report the test accuracy (%) on the publicly available test set (# of test data column in table 2).



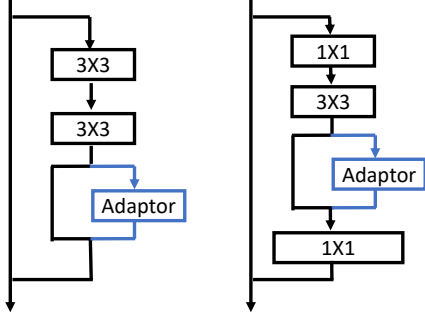


Figure 4. Illustration of integrating the proposed  $DA^2$  in popular basic block and bottleneck block in ResNets[6]. Note, black indicates pre-trained backbone model, blue indicates added modules

```
def channel_adapter(x, k):
    # x: input features with shape [b, c, h, w]
    # k: kernel size of conv1d
    b, c, h, w = x.size()

    # channel attention
    avg_pool = nn.AdaptiveAvgPool2d(1)
    conv1d = nn.Conv1d(1, 1, kernel_size=k, padding=(k_size - 1)//2,
                       bias=True)
    sigmoid = nn.Sigmoid()

    # spatial adaptor
    down_sample = nn.AdaptiveAvgPool2d(1)
    conv2d = nn.Conv2d(c, c, kernel_size=1, bias=True)

    y = avg_pool(x)
    y = conv1d(y.squeeze(-1).transpose(-1, -2))
    y = y.transpose(-1, -2).unsqueeze(-1)
    y = sigmoid(y)

    y1 = down_sample(x)
    y1 = conv2d(y1)
    y1 = F.interpolate(y1, size=[int(h),int(w)], mode='bilinear')

    return y1*y + x
```

Figure 5. Pytorch code of the attention adaptor module.

Table 2. Summary of the details of the dataset.

Dataset	# of Train Data	# of Test Data	# of Classes
ImageNet [9]	1,281,144	50,000	1000
WikiArt [16]	42,129	10,628	195
Sketch [3]	16,000	4,000	250
Stanford Cars [8]	8,144	8,041	196
CUBS [18]	5,994	5,794	200
Flowers [12]	2,040	6,149	102

Additionally, we also evaluate our proposed method on the Visual Decathlon Challenge [14]. The challenge is designed to evaluate the performance of learning algorithms on images from multiple visual domains. The challenge has ten popular visual datasets including ImageNet, Aircraft, CIFAR-100, Describable textures, Daimler pedestrian classification, German traffic signs, UCF-101 Dynamic Images, SVHN, Omniglot, and Flowers. In our evaluation, we use a single scalar score [10, 5] to measure the performance against the challenge dataset. The score ( $S$ ) is evaluated as:  $S = \sum_{i=1}^{10} \alpha_i \{0, E_{i_{max}} - E_i\}^2$ ; where  $E_i$  is the best

error on domain  $D_i$ ,  $E_{i_{max}}$  is the error of a reasonable baseline method, and the co-efficient  $\alpha_i$  is the  $1000(E_i^{max})^{-2}$ . Prior works [10, 5] have shown that score  $S$  is a more reasonable metric since it computes the difficulty of learning across 10 domains instead of the average test accuracy. An ideal classifier should have a score of  $10 \times 1000$  across 10 domains.

Finally, to evaluate the training efficiency of  $DA^2$ , we run our algorithm in the NVIDIA Jetson Nano GPU, which has 4GB DRAM with 20W power supply. We evaluate the training time on this tiny GPU (i.e., constrained memory) to demonstrate the memory-efficient training through  $DA^2$ .

**Baseline Methods.** In this work, we primarily compare our method with three different baseline methods:

- **Fine-tuning-based method:** There are mainly two general fine-tuning strategies. The first baseline fine-tunes all the parameters of the pre-trained model on each new dataset[21]. Alternatively, the second one only fine-tunes the batchnorm and last classifier layers[11].
- **Adaptor-based method:** This baseline learns a residual adaptor for each convolution layer, while freezing the pre-trained weights except batchnorm layer. We compare with two different residual adaptor designs: series adaptor [13] and parallel adaptor[14].
- **Mask-based method:** We choose piggyback [10], a popular binary mask learning scheme that keeps the under-lying pre-trained weights fixed. It only trains the binary mask to learn a large amount of filters on top of a fixed set of pre-trained weights.

**Training Configuration.** To demonstrate the efficiency of on-device training, we use Nvidia Jetson Nano GPU with 4-GB memory as our training platform. We evaluate the model performance using PyTorch as the simulation platform<sup>1</sup>. In the training, for ResNet-50, we use Adam as the optimizer with cosine learning rate decay, an initial rate of  $1e-3$ , and number of iteration was set to 30. For ResNet-26 training on the challenge dataset, we use an SGD optimizer with an initial learning rate of 0.1. We schedule the learning rate decay at 40,80 and 100 epoch with a rate of 0.1. Again, as shown in Fig. 4, we use the left configuration of  $DA^2$  for ResNet-50 and right configuration to train ResNet-26 model.

<sup>1</sup><https://forums.developer.nvidia.com/t/pytorch-for-jetson-version-1-7-0-now-available/72048>

Table 3. Summary of the results (i.e., accuracy %) of the proposed method and comparison with the baseline techniques on five datasets (e.g., CUBS, Stanford Cars, Flowers, WikiArt and Sketches).

Model	CUBS	Stanford Cars	Flowers	WikiArt	Sketches
Standard Fine-tuning[5]	81.86	89.74	93.67	<b>75.60</b>	79.58
BN Fine-tuning[11]	80.12	87.54	91.32	70.31	78.45
Parallel Res. adapt [14]	82.54	91.21	96.03	73.68	<b>82.22</b>
Series Res. adapt [13]	81.45	89.65	95.77	72.12	80.48
Piggyback[10]	81.59	89.62	94.77	71.33	79.91
Ours ( $DA^2$ )	<b>82.98</b>	<b>91.26</b>	<b>96.16</b>	72.23	81.05

Table 4. Summary of the results (i.e., training memory(MB) and training time (s)% ) of the proposed method and comparison with the baseline techniques on four datasets (e.g., CUBS, Stanford Cars, Flowers and Sketches) on NVIDIA Jetson Nano GPU. Note that, the reported training time is the time of training one epoch with batchsize 4 in average.

Dataset			CUBS	Stanford Cars	Flowers	Sketches
Methods	Model mem (MB)	Active. mem (MB)	< ——— Training Time (s) ——— >			
Standard Fine-tuning[5]	<b>91.27</b>	343.76	686	1977	2676	5843
BN Fine-tuning[11]	<b>91.27</b>	174.17	<b>173</b>	<b>507</b>	<b>683</b>	<b>1300</b>
Parallel Res. adapt [14]	177.8	308.8	558	1741	1604	4669
Series Res. adapt [13]	178	309.55	570	1832	1690	4783
Piggyback[10]	94.12	343.76	1061	3015	4327	9783
Ours ( $DA^2$ )	96.18	<b>9.83</b>	308	834	1073	2274

## 5.2. Results and Analysis

### 5.2.1 $DA^2$ vs. Baselines

In this subsection, we compare our work  $DA^2$  with baseline methods on the dataset listed in table 2. First, we compare our algorithm’s efficacy by evaluating the performance on the test dataset listed in table 3. Next, we evaluate the efficiency in reducing the training cost after deploying the models in NVIDIA Jetson Nano GPU in table 4.

**Accuracy Comparison.** In this evaluation section, each baseline method and  $DA^2$  train a ResNet-50 model with pre-trained weights on ImageNet dataset. As shown in table 3, our proposed method  $DA^2$  achieves the *best* test accuracy in CUBS, Stanford Cars and Flowers dataset. As for WikiArt, standard fine-tuning outperforms all the other techniques. The reason is that standard fine-tuning tend to over-fit the model when trained on a small set of training samples. However, since WikiArt has a large number of training samples in comparison to the other datasets, it helps to mitigate the over-fitting issue of fine-tuning the entire model. Finally, most notably,  $DA^2$  achieves comparable accuracy in comparison to the best baseline technique Parallel Res. Adapter [14], achieving fractionally improved test accuracy in CUBS, Stanford Cars, and Flowers dataset, but much smaller training time shown in later table 4. In summary, the proposed  $DA^2$  method achieves improved or comparable test accuracy in comparison to all the baseline techniques on five evaluation dataset.

**Training Cost Comparison** In table 4, we summarize our key contribution in reducing the training cost of multi-domain learning. Note, those are evaluated in a real resource-limited NVIDIA Jetson Nano GPU. As shown in the table 4, the proposed  $DA^2$  method increases the model size by only a small fraction in comparison to Standard/BN Fine-tuning [11] and Piggyback [10] method. But  $DA^2$  reduces the activation memory size by  $19\text{-}37\times$  in comparison to the baseline techniques. As stated before, Parallel Res. Adapter [14] has shown superior performance (i.e., higher test accuracy) across four dataset; but we demonstrate that  $DA^2$  reduces the activation memory size by  $34\times$  when compared with Parallel Res. Adapter’s activation memory size while maintaining a similar test accuracy.

Apart from the reduction in memory cost, our proposed  $DA^2$  speeds-up the training time for on-device learning as well. As shown in table 4, the training time reduces nearly by  $2\times$  in comparison to all the baseline techniques except for BN Fine-tuning [11]. The faster training of BN Fine-tuning can be attributed to the presence of significantly less learnable parameters (less than 1MB) than ours. Nevertheless, our method still outperforms BN based Fine-tuning in terms of both reduced activation memory size (i.e.,  $19\times$ ) and improved test accuracy across four datasets (e.g., CUBS, Stanford Cars, Flowers and Sketches). To summarize, in Fig. 6, we show that  $DA^2$  reduces training cost (i.e., time) in comparison to all the baseline methods (except BN fine-tuning); while maintaining on-par or improved test accuracy compared with the best (i.e., highest test accuracy %) baseline method (i.e., Parallel Residual [14]).

Table 5. Summary of the results (i.e., test accuracy %) on the Visual Decathlon Challenge dataset. Here # par denotes the number of model parameters with respect to a ResNet-26 baseline model in [13].

Methods	Model mem (MB)	Activ. mem (MB)	ImNet	Airc.	C100	DPed	DTD	GTSR	Flwr	OGLt	SVHN	UCF	Score
Scratch [13]	<b>22.29</b>	1315	59.87	57.1	75.73	91.2	37.77	96.55	56.30	88.74	96.63	43.27	1625
Fine-tuning [14]	<b>22.29</b>	1315	60.32	61.87	82.12	92.82	55.53	<b>99.42</b>	81.41	89.12	96.55	51.2	3096
Series Res. adapt [13]	24.94	1963	60.32	61.87	81.22	93.88	57.13	99.27	81.67	<b>89.62</b>	96.57	50.12	3159
Parallel Res. adapt [14]	23.62	1405	60.32	64.21	81.92	94.73	<b>58.83</b>	99.38	84.68	89.21	96.54	<b>50.94</b>	3412
Piggyback [10]	<b>22.29</b>	1315	57.69	<b>65.29</b>	79.87	<b>96.99</b>	57.45	97.27	79.09	87.63	<b>97.24</b>	47.48	2838
Ours ( $DA^2$ )	24.94	<b>168.7</b>	<b>63.05</b>	62.83	<b>82.54</b>	96.34	58.71	99.28	<b>88.27</b>	89.24	96.86	50.60	<b>3475</b>

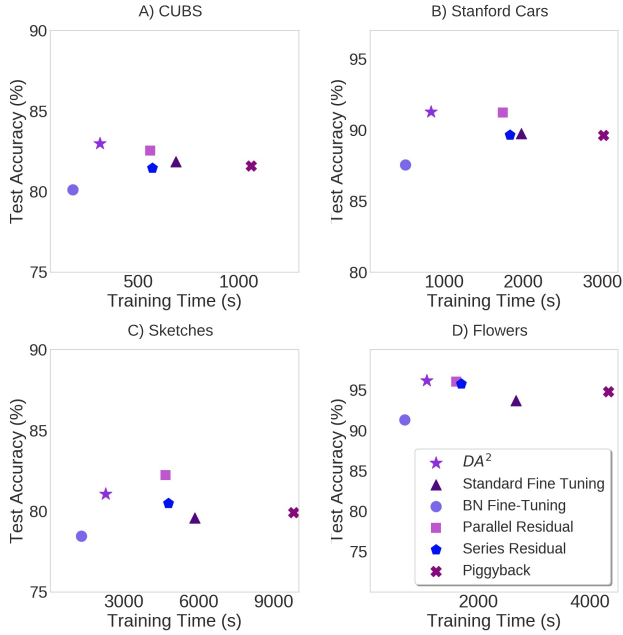


Figure 6. Trade-off between the Test Accuracy (%) and Training Time (s) for four datasets A) CUBS, B) Stanford Cars, C) Sketches and D) Flowers.

## 5.2.2 Visual Decathlon Challenge

In table 5, we show the effectiveness of our learning scheme on all the ten datasets of Visual Decathlon Challenge. Note that, for this experiment, we add an attention adaptor to each convolution layer. As reported in table 5,  $DA^2$  achieves  $\sim 3\%$  accuracy gain on ImageNet and  $\sim 4\%$  accuracy gain on Flower dataset in comparison to the baseline methods. Moreover, it achieves the best  $S$  score (3475) out of all the previous techniques demonstrating the effectiveness of our method in adapting to multi-domain tasks successfully. Finally, it can also reduce the activation memory storage overhead during training by  $7-11\times$  in comparison to other methods; thus emerging as an ideal candidate for on-device learning purposes.

## 5.2.3 Ablation study of the Attention Adaptor

We study the effectiveness of each component in the proposed attention adaptor on ImageNet-to-Sketch dataset setting. As shown in table 6, we consider four different combinations to perform this ablation study: 1) Only updating bias (Only bias); 2) Only updating the spatial adaptor module (Only Spatial adap.); 3) Jointly updating the bias and spatial adaptor (Bias + Spatial adap.); 4) Only updating the proposed attention adaptor without bias (w/o bias). First, only bias has the worst accuracy, demonstrating the limited learning capacity using only a few bias parameters, supporting our initial hypothesis of adding the attention adaptor to improve learning capacity. As a result, after adding the spatial adaptor, we observe a clear accuracy gain. Furthermore, jointly updating bias and spatial adaptor could improve accuracy even further. In the end, we introduce our proposed  $DA^2$  utilizing the channel attention module which connects the spatial adaptor in parallel to achieve the best performance; hence justifying the formulation of the proposed method. As  $DA^2$  succeeds in maintaining a reasonable amount of test accuracy while drastically reducing the training overhead (as shown before in table 4 & Fig. 6).

Table 6. The ablation study on the proposed method

Method	CUBS	Cars	Flowers	WikiArt	Sketch
Only bias	74.53	83.85	87.30	68.73	71.93
Only Spatial adap.	82.01	89.03	90.03	71.33	80.42
Bias + Spatial adap.	82.15	89.73	90.56	71.88	80.70
Proposed $DA^2$	82.98	91.26	96.16	72.23	81.05

## 6. Conclusion

We propose Deep Attention Adaptor for fast and memory-efficient on-device multi-domain learning, which is designed to eliminate the storage of intermediate activation feature maps. Our method adopted an attention adaptor to adapt original model to a new domain accurately; but reducing the training cost (e.g., time and memory) significantly. Extensive experiments on domain adaption datasets consistently show the effectiveness and memory-efficiency of  $DA^2$ , paving a new way for memory-efficient on-device multi-domain learning.



## References

- [1] Han Cai, Chuang Gan, Ligeng Zhu, and Song Han. Tiny transfer learning: Towards memory-efficient on-device learning. *arXiv preprint arXiv:2007.11622*, 2020. 3
- [2] Tianqi Chen, Bing Xu, Chiyuan Zhang, and Carlos Guestrin. Training deep nets with sublinear memory cost. *arXiv preprint arXiv:1604.06174*, 2016. 3
- [3] Mathias Eitz, James Hays, and Marc Alexa. How do humans sketch objects? *ACM Transactions on graphics (TOG)*, 31(4):1–10, 2012. 5, 6
- [4] Aidan N Gomez, Mengye Ren, Raquel Urtasun, and Roger B Grosse. The reversible residual network: Backpropagation without storing activations. In *Advances in neural information processing systems*, pages 2214–2224, 2017. 3
- [5] Yunhui Guo, Honghui Shi, Abhishek Kumar, Kristen Grauman, Tajana Rosing, and Rogerio Feris. Spottune: transfer learning through adaptive fine-tuning. In *Proceedings of the IEEE Conference on Computer Vision and Pattern Recognition*, pages 4805–4814, 2019. 5, 6, 7
- [6] Kaiming He, Xiangyu Zhang, Shaoqing Ren, and Jian Sun. Deep residual learning for image recognition. In *Proceedings of the IEEE conference on computer vision and pattern recognition*, pages 770–778, 2016. 5, 6
- [7] Jie Hu, Li Shen, and Gang Sun. Squeeze-and-excitation networks. In *Proceedings of the IEEE conference on computer vision and pattern recognition*, pages 7132–7141, 2018. 3
- [8] Jonathan Krause, Michael Stark, Jia Deng, and Li Fei-Fei. 3d object representations for fine-grained categorization. In *Proceedings of the IEEE international conference on computer vision workshops*, pages 554–561, 2013. 5, 6
- [9] Alex Krizhevsky, Ilya Sutskever, and Geoffrey E Hinton. Imagenet classification with deep convolutional neural networks. *Communications of the ACM*, 60(6):84–90, 2017. 6
- [10] Arun Mallya, Dillon Davis, and Svetlana Lazebnik. Piggyback: Adapting a single network to multiple tasks by learning to mask weights. In *Proceedings of the European Conference on Computer Vision (ECCV)*, pages 67–82, 2018. 2, 5, 6, 7, 8
- [11] Pramod Kaushik Mudrakarta, Mark Sandler, Andrey Zhmoginov, and Andrew Howard. K for the price of 1: Parameter-efficient multi-task and transfer learning. *arXiv preprint arXiv:1810.10703*, 2018. 1, 6, 7
- [12] Maria-Elena Nilsback and Andrew Zisserman. Automated flower classification over a large number of classes. In *2008 Sixth Indian Conference on Computer Vision, Graphics & Image Processing*, pages 722–729. IEEE, 2008. 5, 6
- [13] Sylvestre-Alvise Rebuffi, Hakan Bilen, and Andrea Vedaldi. Learning multiple visual domains with residual adapters. In *Advances in Neural Information Processing Systems*, pages 506–516, 2017. 2, 3, 6, 7, 8
- [14] Sylvestre-Alvise Rebuffi, Hakan Bilen, and Andrea Vedaldi. Efficient parametrization of multi-domain deep neural networks. In *Proceedings of the IEEE Conference on Computer Vision and Pattern Recognition*, pages 8119–8127, 2018. 2, 3, 6, 7, 8
- [15] Amir Rosenfeld and John K Tsotsos. Incremental learning through deep adaptation. *IEEE transactions on pattern analysis and machine intelligence*, 2018. 2
- [16] Babak Saleh and Ahmed Elgammal. Large-scale classification of fine-art paintings: Learning the right metric on the right feature. *arXiv preprint arXiv:1505.00855*, 2015. 5, 6
- [17] Nimit Sharad Sohoni, Christopher Richard Aberger, Megan Leszczynski, Jian Zhang, and Christopher Ré. Low-memory neural network training: A technical report. *arXiv preprint arXiv:1904.10631*, 2019. 3
- [18] Catherine Wah, Steve Branson, Peter Welinder, Pietro Perona, and Serge Belongie. The caltech-ucsd birds-200-2011 dataset. 2011. 5, 6
- [19] Qilong Wang, Banggu Wu, Pengfei Zhu, Peihua Li, Wangmeng Zuo, and Qinghua Hu. Eca-net: Efficient channel attention for deep convolutional neural networks. In *Proceedings of the IEEE/CVF Conference on Computer Vision and Pattern Recognition*, pages 11534–11542, 2020. 3, 4
- [20] Sanghyun Woo, Jongchan Park, Joon-Young Lee, and In So Kweon. Cbam: Convolutional block attention module. In *Proceedings of the European conference on computer vision (ECCV)*, pages 3–19, 2018. 3
- [21] Jason Yosinski, Jeff Clune, Yoshua Bengio, and Hod Lipson. How transferable are features in deep neural networks? In *Advances in neural information processing systems*, pages 3320–3328, 2014. 6