

ALGEBRAICALLY-INFORMED DEEP NETWORKS (AIDN): A DEEP LEARNING APPROACH TO REPRESENT ALGEBRAIC STRUCTURES

MUSTAFA HAJIJ, GHADA ZAMZMI, MATTHEW DAWSON, AND GREG MULLER

ABSTRACT. One of the central problems in the interface of deep learning and mathematics is that of building learning systems that can automatically uncover underlying mathematical laws from observed data. In this work, we make one step towards building a bridge between algebraic structures and deep learning, and introduce **AIDN**, *Algebraically-Informed Deep Networks*. **AIDN** is a deep learning algorithm to represent any finitely-presented algebraic object with a set of deep neural networks. The deep networks obtained via **AIDN** are *algebraically-informed* in the sense that they satisfy the algebraic relations of the presentation of the algebraic structure that serves as the input to the algorithm. Our proposed network can robustly compute linear and non-linear representations of most finitely-presented algebraic structures such as groups, associative algebras, and Lie algebras. We evaluate our proposed approach and demonstrate its applicability to algebraic and geometric objects that are significant in low-dimensional topology. In particular, we study solutions for the Yang-Baxter equations and their applications on braid groups. Further, we study the representations of the Temperley-Lieb algebra. Finally, we show, using the Reshetikhin-Turaev construction, how our proposed deep learning approach can be utilized to construct new link invariants. We believe the proposed approach would tread a path toward a promising future research in deep learning applied to algebraic and geometric structures.

1. INTRODUCTION

In recent years, deep learning techniques have been used for solving partial differential equations [25, 26, 36, 43], obtaining physics-informed surrogate models [37, 39], computing the Fourier transform with deep networks [27], finding roots of polynomials [16], and solving non-linear implicit system of equations [44]. In this work, we make one step towards building a bridge between algebraic/geometric structures and deep learning, and aim to answer the following question: How can deep learning be used to uncover the underlying solutions of an arbitrary system of algebraic equations?

To answer this question, we introduce *Algebraically-Informed Deep Networks (AIDN)*, a deep learning method to represent any finitely-presented algebraic object with a set of neural networks. Our method uses a set of deep neural networks to represent a set of formal algebraic symbols that satisfy a system of algebraic relations. These deep neural networks are simultaneously trained to satisfy the relations between these symbols using an optimization paradigm such as stochastic gradient descent (SGD). The resulting neural networks are *algebraically-informed* in the sense that they satisfy the algebraic relations. We show that a wide variety of mathematical problems can be solved using this formulation.

We now discuss a motivating example and present the applicability of our method on the well-known Yang-Baxter equation [19], which has been extensively studied in mathematics and physics.

1.1. Motivating Example: The Yang-Baxter Equation. To solve the set-theoretic Yang-Baxter equation, one seeks an invertible function $R : A \times A \rightarrow A \times A$, where A is some set, that satisfies the following equation:

$$(1.1) \quad (R \times id_A) \circ (id_A \times R) \circ (R \times id_A) = (id_A \times R) \circ (R \times id_A) \circ (id_A \times R).$$

Finding solutions of the above equation has a long history and proved to be a very difficult problem. For many decades, the Yang–Baxter equation¹ has been studied in quantum field theory and statistical mechanics as the master equation in integrable models [19]. Later, this equation was applied to many problems in low-dimensional topology [20]. For example, solutions of the Yang–Baxter equation were found to induce representations of the braid groups and have been used to define knots and 3-manifold invariants [47]. Today, the Yang–Baxter equation is considered a cornerstone in several areas of physics and mathematics [48] with applications to quantum mechanics [21], algebraic geometry [24], and quantum groups [46].

As an example application, we show how the proposed **AIDN** can be utilized to solve the Yang–Baxter equation [8]. In particular, assuming $A \subseteq \mathbb{R}^n$ is a subset of a Euclidean space², **AIDN** realizes the desired solution R in equation 1.1 as a neural network $f_R(\theta)$, where $\theta \in \mathbb{R}^k$. Using SGD, we can find the parameters θ by optimizing a loss function, which essentially satisfies Equation 1.1. More details are given in Section 4.1.

1.2. Related Work. Our work can be viewed as a part of quest to discover knowledge and a step towards building learning systems that are capable of uncovering the underlying mathematical and physical laws from data. Examples of current deep learning efforts to solve problems in mathematics and physics include general methods to solve partial differential equations [25, 26, 36, 43] or more particular ones that are aimed at solving single equations such as the Schrödinger equation [33]. Also, deep learning has been used to solve equations related to fluid mechanics [4, 49], non-linear equations [32, 44] and transcendental equations [18].

This work can also be viewed as a step towards advancing computational algebra [30, 41]. Although there is a large literature devoted to computing linear representations of finitely-presented algebraic objects [15] and of finite groups in particular [7, 45], as well as a few works about representation of algebras [9], we are not aware of any algorithm that computes non-linear representations of algebraic structures. Further, existing works find the representations of algebraic structures in special cases [1]; the majority of these algorithms utilize GAP [12], a system for computational discrete algebra. Our proposed **AIDN** can (1) compute both linear and non-linear representations of algebraic structures, (2) provide a general computational scheme that utilizes non-traditional tools, and (3) offer a different paradigm from the classical methods in this space.

1.3. Summary of Contribution. The main contributions of this work can be summarized as follows:

- (1) We propose **AIDN**, a deep learning algorithm that computes non-linear representations of algebraic structures. To the best of our knowledge, we are the first to propose a deep learning-based method for computing non-linear representations of any finitely presented algebraic structure.
- (2) We demonstrate of the applicability of **AIDN** in low-dimensional topology. Specifically, we study the applicability of **AIDN** to braid groups and Temperley–Lieb algebras, two algebraic constructions that are significant in low-dimensional topology.
- (3) We utilize **AIDN** for knot invariants discovery using deep learning methods. Specifically, using the Reshetikhin Turaev construction we show that **AIDN** can be used to construct new link invariants.

The rest of the paper is organized as follows. Section 2 reviews the basics of neural networks that are needed for our settings. In Section 3, we present our **AIDN** method. In Section 4, we study the application of **AIDN** algorithm to the braid groups and Temperley–Lieb algebras. In Section 5

¹Technically, the term *Yang–Baxter equation* is utilized whenever the map R is linear. On the other hand when the map R is an arbitrary map defined on a set, the term *set-theoretic Yang–Baxter* is used instead.

²We may consider real or complex Euclidean spaces, but for this example we will constrain our discussion on real-Euclidean spaces.

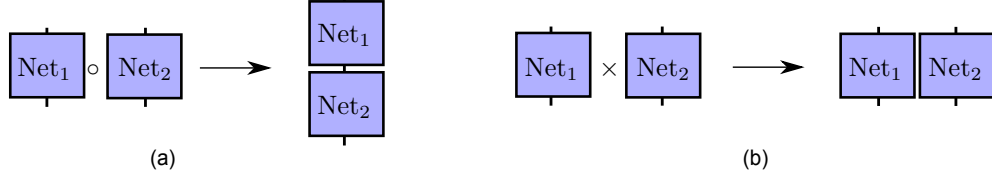


FIGURE 1. (a) Composition of two nets; (b) product of two nets.

we show how **AIDN** can be utilized to obtain invariants of knots and links. Finally, we discuss conclusion remarks in Section 6.

2. BACKGROUND: ALGEBRAIC STRUCTURES WITH DEEP NEURAL NETWORKS

This section provides a brief introduction to neural networks and shows examples of the algebraic structures that can be defined on them. We only focus on real-neural networks with domains and co-domains on real Euclidean spaces for the sake of clarity and brevity. However, **AIDN** can be easily extended to complex-neural networks [14, 22].

A *neural network*, or simply *network*, is a function $\text{Net} : \mathbb{R}^{d_{\text{in}}} \rightarrow \mathbb{R}^{d_{\text{out}}}$ defined by a composition of the form:

$$(2.1) \quad \text{Net} := f_L \circ \cdots \circ f_1$$

where the functions f_i , $1 \leq i \leq L$ called the *layer functions*. A layer function $f_i : \mathbb{R}^{n_i} \rightarrow \mathbb{R}^{m_i}$ is typically a continuous, piecewise smooth, or smooth function of the following form: $f_i(x) = \alpha_i(W_i(x) + b_i)$, where W_i is an $m_i \times n_i$ matrix, b_i is a vector in \mathbb{R}^{m_i} , and $\alpha_i : \mathbb{R} \rightarrow \mathbb{R}$ is an appropriately chosen nonlinear function applied coordinate-wise to an input vector (z_1, \dots, z_{m_i}) to get a vector $(\alpha(z_1), \dots, \alpha(z_{m_i}))$.

We will use $\mathcal{N}(\mathbb{R}^n)$ to denote the set of networks of the form $\text{Net} : \mathbb{R}^n \rightarrow \mathbb{R}^n$. Note that $\mathcal{N}(\mathbb{R}^n)$ is closed under composition of functions. If $\text{Net}_1 \in \mathcal{N}(\mathbb{R}^m)$ and $\text{Net}_2 \in \mathcal{N}(\mathbb{R}^n)$, then we define $\text{Net}_1 \times \text{Net}_2 \in \mathcal{N}(\mathbb{R}^m \times \mathbb{R}^n)$ via $(\text{Net}_1 \times \text{Net}_2)(x, y) := (\text{Net}_1(x), \text{Net}_2(y))$ for $x \in \mathbb{R}^m$ and $y \in \mathbb{R}^n$. We often use the graphical notation illustrated in Figure 1 to denote the composition and the product operations on networks.

The set $\mathcal{N}(\mathbb{R}^n)$, or a subset of it, admits natural algebraic structures as follows. For two network $\text{Net}_1, \text{Net}_2 \in \mathcal{N}(\mathbb{R}^n)$, we can define their addition $\text{Net}_1 + \text{Net}_2$ simply by $(\text{Net}_1 + \text{Net}_2)(x) = \text{Net}_1(x) + \text{Net}_2(x)$ for every $x \in \mathbb{R}^n$. Similarly, if $a \in \mathbb{R}$ then $a * \text{Net}$ is defined via $(a * \text{Net})(x) = a * \text{Net}(x)$. Function composition, addition, and scalar multiplication defines an associative \mathbb{R} -algebra structure on $\mathcal{N}(\mathbb{R}^n)$. We will denote the group inside $\mathcal{N}(\mathbb{R}^n)$ of all invertible networks by $\mathcal{G}(\mathbb{R}^n)$. Finally, we can define, on the associative algebra $\mathcal{N}(\mathbb{R}^n)$, a Lie algebra structure by defining the Lie bracket as $[\text{Net}_1, \text{Net}_2] := \text{Net}_1 \circ \text{Net}_2 - \text{Net}_2 \circ \text{Net}_1$. Given the above setting, we can now represent many types of algebraic structures inside $\mathcal{N}(\mathbb{R}^n)$.

3. METHOD: ALGEBRAICALLY-INFORMED DEEP NETWORKS (**AIDN**)

The motivation example provided in Section 1.1 can be defined formally and generally as follows. Let s_1, \dots, s_n be a collection of formal symbols, which we call generators, that satisfy a system of equations r_1, \dots, r_k which describe a formal set of equations these generators satisfy. We are interested in finding functions f_{s_1}, \dots, f_{s_n} (defined on some domain) that correspond to the formal generators s_1, \dots, s_n and satisfy satisfy the same relations r_1, \dots, r_k .

Let the sets $\{s_i\}_{i=1}^n$ and $\{r_i\}_{i=1}^k$ be denoted by S and R , respectively. Such a system $\langle S \mid R \rangle$ is called a *presentation*. Depending on the algebraic operations that we are willing to allow while solving these algebraic equations, presentations can encode different algebraic objects. For example, if we allow multiplication between the algebraic objects and require that this multiplication be

associative, have a multiplicative identity, and admit multiplicative inverses for all objects, then the resulting algebraic structure induced by the presentation $\langle S \mid R \rangle$ is a group, and the presentation can be thought of as a compact definition of the group³. On the other hand, finding functions $\{f_i\}_{i=1}^n$ that correspond to the generators S and satisfy the relations R is formally equivalent to finding a homomorphism from the algebraic structure $\langle S \mid R \rangle$ to another algebraic structure where the functions $\{f_i\}_{i=1}^n$ live.

From this perspective, **AIDN** can be formally thought of as taking an algebraic structure given as a finite presentation; that is, a set of generators $\{s_i\}_{i=1}^n$ and a set of relations $\{r_i\}_{i=1}^k$, and producing a set of neural nets $\{f_i(x; \theta_i)\}_{i=1}^n$, where $\theta_i \in \mathbb{R}^{k_i}$ is the parameter vector of the network f_i , such that these neural nets correspond to the generators $\{s_i\}_{i=1}^n$ and satisfy the relations $\{r_i\}_{i=1}^k$. The proposed **AIDN** finds the weights $\{\theta_i\}_{i=1}^n$ of the networks $\{f_i(x; \theta_i)\}_{i=1}^n$ by defining the loss function as follows:

$$(3.1) \quad \mathcal{L}(f_1, \dots, f_n) := \sum_{i=1}^k \|\mathcal{F}(r_i)\|_2^2,$$

where $\mathcal{F}(r_i)$ is the relation r_i written in terms of the networks $\{f_i(x; \theta_i)\}$ and $\|\cdot\|_2$ is the L^2 norm. This loss can be minimized using one of the versions of SGD [3].

For instance, to solve the set-theoretic Yang-Baxter equation (Equation 1.1), **AIDN** treats the problem of finding $f_R(\theta)$ as an optimization problem with the following objective function:

$$(3.2) \quad \mathcal{L}(f_R) := \|(f_R(\theta) \times id_A) \circ (id_A \times f_R(\theta)) \circ (f_R(\theta) \times id_A) - (id_A \times f_R(\theta)) \circ (f_R(\theta) \times id_A) \circ (id_A \times f_R(\theta))\|_2^2.$$

The invertibility of the map f_R can be realized in multiple ways. For example, one may choose to train a neural network that is invertible. This can be done using multiple well-studied methods (e.g., [2, 17]). Alternatively, one may choose to impose invertibility inside the loss function and define another map $g_R(\alpha)$ and change the loss function in Equation 3 to the following:

$$\begin{aligned} \mathcal{L}(f_R, g_R) := & \|(f_R(\theta) \times id_A) \circ (id_A \times f_R(\theta)) \circ (f_R(\theta) \times id_A) - (id_A \times f_R(\theta)) \circ (f_R(\theta) \times id_A) \circ (id_A \times R)\|_2^2 \\ & + \|f_R(\theta) \circ g_R(\alpha) - id_{A \times A}\|_2^2 + \|g_R(\alpha) \circ f_R(\theta) - id_{A \times A}\|_2^2. \end{aligned}$$

We observed that this second method yields more stable solutions in practice. A summary of **AIDN** algorithm is given in 1 below. Further details about the implementation are provided in Appendix A.1.

Algorithm 1: AIDN: Algebraically-Informed Deep Nets

- 1 **Function** *AIDN*($\langle S \mid R \rangle, k$), $S = \{s_i\}_{i=1}^n$ is a set of generator and $R = \{r_i\}_{i=1}^k$ is a set of relations. Dimension of the representation k .
 - 2 **foreach** Generator s_i in S **do**
 - 3 Define the network $f_i(x; \theta_i) \in \mathcal{N}(\mathbb{R}^k)$;
 - 4 $\mathcal{L}(f_1, \dots, f_n) := \sum_{i=1}^k \|\mathcal{F}(r_i)\|_2^2$, where $\mathcal{F}(r_i)$ is the relation r_i written in terms of the networks $\{f_i(x; \theta_i)\}_{i=1}^n$.
 - 5 Minimize $\mathcal{L}(f_1, \dots, f_n)$ using stochastic gradient descent.
 - 6 **return** $\{f_i(\theta)\}_{i=1}^n$
 - 7 **End Function**
-

Note that the choice of the architecture of the neural network determines the type of the representation of the algebraic object (e.g. linear, non-linear, etc). In Sections 2 and 4.2 we will

³One should keep in mind that a group can in general have many different presentations. Furthermore, even the problem of determining which presentations give the trivial group is known to be algorithmically undecidable [31, 35].

study multiple architectures of neural networks. Conceptually, Algorithm 1 is simple yet it is very general in its applicability to a large set of algebraic objects. Although there is no theoretical guarantee that the neural networks $\{f_i(\theta)\}_{i=1}^n$ exist as there is no guarantee that the loss function defined in the **AIDN** algorithm converges to a global minimum, we consistently found during our experiments that **AIDN** is capable of achieving good results and finding the desired functions given enough expressive power [6, 13, 29] for $\{f_i(\theta)\}_{i=1}^n$ and enough sample points from the domains of these networks. This observation is consistent with other open research questions in theoretical deep learning [42] concerning the loss landscape of a deep net. Specifically, multiple research efforts (e.g., [5, 40]) consistently reported that the parameter landscape of deep networks has a large number of local minima that reliably yield similar levels of performance on multiple experiments. Moreover, the local minima of these landscape are likely to be close to the global one [5].

In what follows, we explore the applicability of **AIDN** on different algebraic structures and highlight its properties and performance. All code and data used in this manuscript are publicly available at https://github.com/mhajij/Algebraically_Informed_Deep_Nets/.

4. AIDN FOR FINITELY-PRESENTED ALGEBRAIC STRUCTURES

Our proposed method is a universal treatment for representation of finitely-presented algebraic structures. We demonstrate this generality by applying it to multiple structures that are significant in both geometric topology and algebra including the braid groups (4.1) and the Temperley-Lieb algebras (4.2).

4.1. Braid Group. Let D^3 denotes the cube $[0, 1]^3$ in 3-dimensional space, and fix m points on the top face of D^3 and m points on the bottom face. A *braid* on m strands is a curve β_m embedded in D^3 and decomposed into m arcs such that it meets D^3 orthogonally in exactly $2m$ points and where no arc intersects any horizontal plane more than once. A braid is usually represented by a planar projection or a *braid diagram*. In the *braid diagram*, we make sure that at each crossing the over-strand is distinguishable from the under-strand by creating a break in the under-strand. Figure 2 shows an example of a braid diagram on 3 strands.



FIGURE 2. An example of a braid diagram on 3 strands.

The set of all braids B_m has a group structure with multiplication as follows. Given two m -strand braids β_1 and β_2 , the product of these braids ($\beta_1 \cdot \beta_2$) is the braid given by the vertical concatenation of β_1 on top of β_2 as shown in Figure 3(a).



FIGURE 3. The product of two braids.

The group structure of B_m follows directly from this. The braid group B_m on m strands can be described algebraically in terms of generators and relations using Artin's presentation. In this presentation, the group B_m is given by the generators:

$$\sigma_1, \dots, \sigma_{m-1},$$

subject to the relations:

- (1) For $|i - j| > 1$: $\sigma_i \sigma_j = \sigma_j \sigma_i$.
- (2) For all $i < m - 1$: $\sigma_i \sigma_{i+1} \sigma_i = \sigma_{i+1} \sigma_i \sigma_{i+1}$.

The correspondence between the pictorial definition of the braid group and the algebraic definition is given by sending the generator σ_i to the picture illustrated in Figure 4.

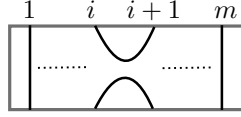


FIGURE 4. The braid group generator σ_i .

Let $\beta_1 \in B_m$ and $\beta_2 \in B_n$. The product of the braids β_1 and β_2 , denoted by $\beta_1 \times \beta_2$, is the braid given by horizontal concatenation of β_1 to the left of β_2 as indicated in Figure 3 (b). If we use id to denote the lone strand and σ to denote the crossing appear in the i and $i + 1$ position in Figure 4, then using the graphical notation given in Figure 3(b) we can write:

$$(4.1) \quad \sigma_i = (\times^{i-1} id) \times \sigma \times (\times^{m-i+1} id),$$

where $\times^k id$ means taking the product of the identity strand k times. This notation will be used throughout the paper. Note that using the graphical notation, the braid relations have intuitive meaning which is illustrated in Figure 5. In particular, the so-called Reidemeister 3 corresponds to the relation in Figure 5(a) and Reidemeister 2 corresponds to the relation in Figure 5(b). Finally, the relation in Figure 5(c) means that the generators can commute as long as they are sufficiently far away from each other.

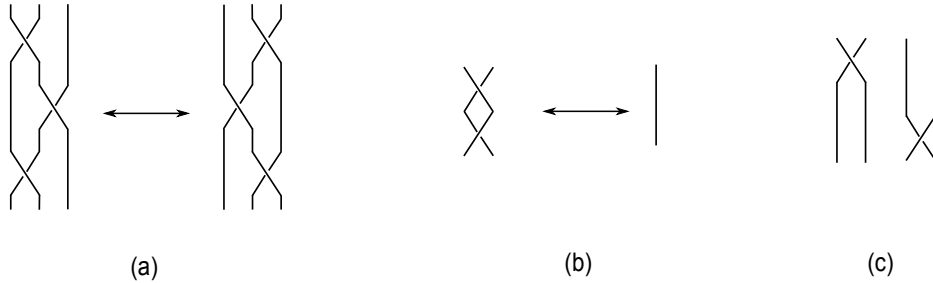


FIGURE 5. The braid relations.

4.1.1. Representing the Braid Group Via Neural Networks. We now have enough background and notations to define the neural networks that can be utilized to represent the braid group.

Let B_m be the braid group with generators relations as defined earlier. Using **AIDN**, one might think that we need to train $m - 1$ neural networks, since B_m has $m - 1$ generators. However, Equation 4.1 allows us to write every generator in terms of the identity strand, σ , as well as the product operation given in Figure 3. This observation along with the definition of the braid group implies the following Lemma.

Lemma 4.1. Let $m, n \geq 1$, $f, g \in \mathcal{N}(\mathbb{R}^n \times \mathbb{R}^n)$. Define $f_i \in \mathcal{N}((\mathbb{R}^n)^m)$ by

$$(4.2) \quad f_i := (\times^{i-1} id_{\mathbb{R}^n}) \times f \times (\times^{m-i+1} id_{\mathbb{R}^n}),$$

and define $g_i \in \mathcal{N}((\mathbb{R}^n)^m)$ using g similarly. If the functional relations

- (1) For all $1 \leq i < m-1$: $f_i f_{i+1} f_i = f_{i+1} f_i f_{i+1}$
- (2) For all $1 \leq i < m$: $f_i g_i = id_{\mathbb{R}^n} = g_i f_i$.
- (3) For $|i-j| > 1$: $f_i f_j = f_j f_i$.

are satisfied, then the map $F : B_m \rightarrow \mathcal{G}((\mathbb{R}^n)^m)$ given by $\sigma_i \rightarrow f_i$ and $\sigma_i^{-1} \rightarrow g_i$, and illustrated in Figure 6, defines a group homomorphism from B_m to $\mathcal{G}((\mathbb{R}^n)^m)$.

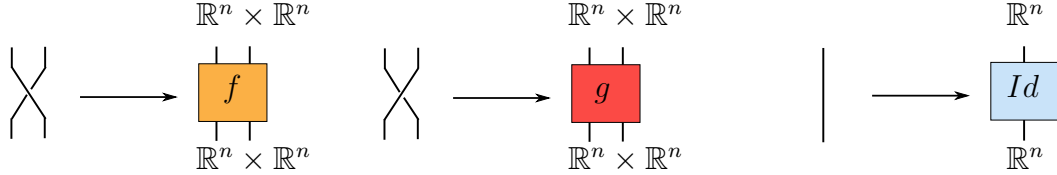


FIGURE 6. Converting the braid relations into relations between neural networks.

Note that in the previous theorem we included the network g in the training process and we train two networks f and g such that they are inverses of each other instead of training a single invertible network f . This is because, as we mentioned earlier for the case of the Yang-Baxter equation, the function f needs to be invertible and we found that **AIDN** performs better if we train two networks that are inverses of each other.

Observe that the map F not only preserves the group structure but also preserves the product operation on braids. Specifically, $F(\beta_1 \times \beta_2) = F(\beta_1) \times F(\beta_2)$ as illustrated in Figure 7.

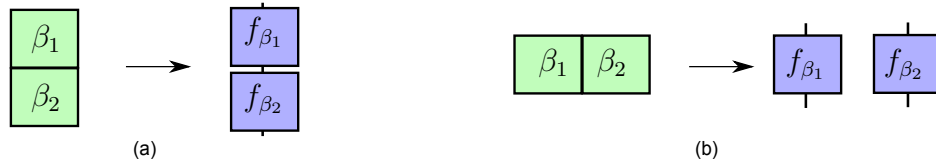


FIGURE 7. (a) Mapping a product of braids to a composition of neural networks. (b) Mapping a product of braids to a product of neural networks.

Lemma 4.1 implies that we only need to train two functions f, g that satisfy the relations (a) and (b) given in Figure 8 in order to represent any braid group B_m . These relations (Figure 8(a-b)) correspond to the braid relations given in Figure 5(a-b). Observe that the relation in Figure 8(c) is automatically satisfied by our definition of the mapping F .

4.1.2. Performance of **AIDN on Braid Group Representations.** Based on Lemma 4.1, we only need to train two neural networks $f, g \in \mathcal{N}(I^n \times I^n)$ that satisfy the braid relations described in Figure 8 to obtain a representation of the braid group. In our experiments, we choose the same architectures for f and g . The results presented in Table 1 report the results of using the following architecture for networks f and g :

$$(4.3) \quad \mathbb{R}^n \rightarrow \mathbb{R}^{2n+2} \rightarrow \mathbb{R}^{2n+2} \rightarrow \mathbb{R}^{100} \rightarrow \mathbb{R}^{50} \rightarrow \mathbb{R}^n.$$

Because the choice of activation function determines the type of representation (linear, affine, or non-linear), we ran three different experiments with three types of networks:

- **Linear:** In this case, the activation is chosen to be the identity, and we set the bias to be zero for all layers.

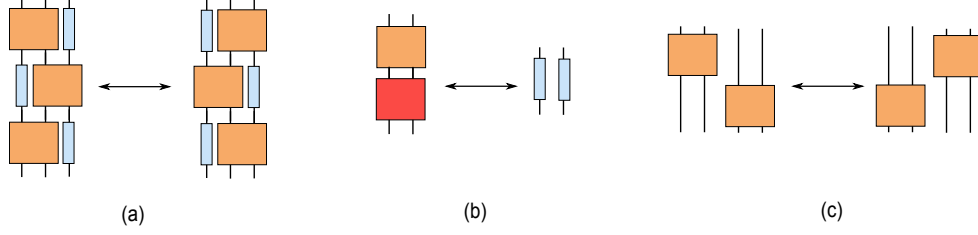


FIGURE 8. The orange box corresponds to the function f and the red box represents the function g . In order for the functions f and g to give us a representation of the braid group, they must satisfy the braid relations given in Figure 5. (a) This is the functional relation that f must satisfy and corresponds to (a) in Figure 5. (b) This is the functional relation that f and g must by inverses and corresponds to (b) in Figure 5. (c) The functional relation that f must satisfy corresponding to (c) in Figure 5

braid group relation	$n = 2$			$n = 4$			$n = 6$		
	Linear	Affine	Non-Linear	Linear	Affine	Non-Linear	Linear	Affine	Non-Linear
$f \circ g = id_I^n$	15×10^{-6}	12×10^{-6}	0.04	30×10^{-6}	24×10^{-6}	0.02	30×10^{-6}	31×10^{-6}	0.04
$g \circ f = id_I^n$	10×10^{-6}	11×10^{-6}	0.02	25×10^{-6}	18×10^{-6}	0.02	32×10^{-6}	30×10^{-6}	0.04
set-theoretic Yang Baxter	75×10^{-7}	70×10^{-7}	0.007	32×10^{-6}	29×10^{-6}	0.01	29×10^{-6}	27×10^{-6}	0.01

TABLE 1. The table describes L^2 error of the braid group relations reported after training the networks f and g .

- Affine: In this case, the activation is set to the identity with non-zero bias.
- Non-linear: In this case, we choose a non-linear activation. Since our choice must guarantee the invariability of the neural network, we performed a hyperparameter search over the possible activation functions and found that the hyperbolic tangent tanh to give the best results. We also used zero bias for all layers as we found it yields better results. Finally, we used the identity activation for the last layer.

The results of all three cases are reported in Table 1. The results (L^2 error) reported in Table 1 are achieved after training the networks for 2 epochs in case of linear and affine representations. In case of non-linear representation, the results (L^2 error) are reported after 600 epochs. This, unsurprisingly, indicates the difficulty of training non-linear representations as compared to linear and affine representations. These results are promising and prove the feasibility of using the proposed **AIDN** for braid group representations.

4.2. Temperley-Lieb algebra. In this second example, we will explore the performance of using **AIDN** for representing the Temperley-Lieb algebra. Let \mathcal{R} be a ring with a unit, and let $m \geq 1$ be an integer.

Similarly to the braid group, the Temperley-Lieb algebra can be defined via graphical diagrams as follows. Let D^2 be the rectangular disk $[0, 1] \times [0, 1]$. Fix m designated points $\{x_i\}_{i=1}^m$ on the top edge of D^2 , where $x_i = (1, \frac{i}{m+1})$ for $1 \leq i \leq m$, and m designated points on the bottom edge $\{x_i\}_{i=m+1}^{2m}$ of D^2 , where $x_i = (0, \frac{i-m}{m+1})$ for $m+1 \leq i \leq 2m$. An n -diagram in D^2 is a collection of noncrossing embedded curves in D^2 drawn on $2m$ designated points such that every designated point in D^2 is connected to exactly one other designated point by a single curve. The m^{th} Temperley-Lieb algebra TL_m is the free \mathcal{R} -module generated by all m -diagrams. This algebra admits a multiplication given by juxtaposition of two diagrams in $[0, 1] \times [0, 1]$. More precisely, let D_1 and D_2 be two diagrams in $[0, 1] \times [0, 1]$ such that ∂D_j , where $j = 1, 2$, consists of the points $\{x_i\}_{i=1}^{2m}$ specified above. Define $D_1.D_2$ to be the diagram in $[0, 1] \times [0, 1]$ obtained by attaching D_1 on the top of D_2 and then

compress the result to $[0, 1] \times [0, 1]$. This extends by linearity to a multiplication on TL_m . With this multiplication, TL_m is an associative algebra over \mathcal{R} .

The m^{th} Temperley-Lieb algebra admits an intuitive presentation in terms of generators and relations as follows. In this presentation, the m^{th} Temperley-Lieb is generated by $m - 1$ generators:

$$U_1, \dots, U_{m-1},$$

where generator U_i is the diagram given in Figure 9.

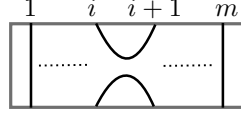


FIGURE 9. The Temperley-Lieb algebra generator U_i .

The generators U_i satisfy the following relations:

- (1) For all $1 \leq i \leq m - 2$: $U_i U_{i+1} U_i = U_i$.
- (2) For all $2 \leq i \leq m - 1$: $U_i U_{i-1} U_i = U_i$.
- (3) For all $1 \leq i < m$: $U_i^2 = \delta U_i$ for all $1 \leq i \leq m - 1$
- (4) For $|i - j| > 1$: $U_i U_j = U_j U_i$.

One may observe that with the diagrammatic definition of U_i , the relations above have a natural topological interpretation as shown in Figure 10.




FIGURE 10. Temperley-Lieb algebra relations.

4.2.1. Representing the Temperley-Lieb Algebra Via Neural Networks. **AIDN** can be utilized to find a representation of TL_m by defining $m - 1$ neural networks that satisfy the TL_m relations. Similarly to what happened with the braid group, we can reduce the number of neural networks that we need to train to one as discussed below.

Observe that the only difference between the generators U_i is the position of the hook diagram. Specifically, the generator U_i can be built from simple blocks corresponding to the hook and the identity strand. More precisely, define the product of m and n diagrams D_1 and D_2 , denoted by $D_1 \times D_2$, to be the $n + m$ diagram given by horizontal concatenation of D_1 to the left of D_2 . Just as with the braid group, we use id to denote the lone strand and U to denote the hook diagram in the i and $i + 1$ position in Figure 9 and write $U_i = (\times^{i-1} id) \times U \times (\times^{m-i+1} id)$. As before, $\times^k id$ means taking the product of the identity strand k times. With the presentation of the Temperley-Lieb algebra, we immediately arrive at the following lemma:

Lemma 4.2. Let $m, n \geq 1$ and $f \in \mathcal{N}(\mathbb{R}^n \times \mathbb{R}^n)$. Define $f_i \in \mathcal{N}((\mathbb{R}^n)^m)$, for $1 \leq i \leq m - 1$, by

$$(4.4) \quad f_i := (\times^{i-1} id_{\mathbb{R}^n}) \times f \times (\times^{m-i+1} id_{\mathbb{R}^n}).$$

If the functional relations

- (1) For all $1 \leq i \leq m - 2$: $f_i f_{i+1} f_i = f_i$.
- (2) For all $2 \leq i \leq m - 1$: $f_i f_{i-1} f_i = f_i$.

(3) For all $1 \leq i < m$: $f_i^2 = \delta f_i$.

(4) For $|i - j| > 1$: $f_i f_j = f_j f_i$.

are satisfied, then the map $H : TL_m \rightarrow \mathcal{N}((\mathbb{R}^n)^m)$, given by $U_i \rightarrow f_i$, and illustrated in Figure 11, defines an algebra homomorphism from TL_m to $C((\mathbb{R}^n)^m)$.

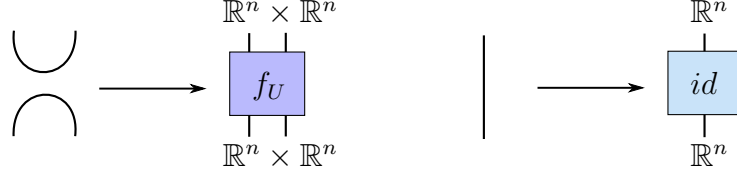


FIGURE 11. We associate the element U in TL_2 with a trainable neural network $f_U : \mathbb{R}^n \times \mathbb{R}^n \rightarrow \mathbb{R}^n \times \mathbb{R}^n$ and we associate to the single strand in TL_1 the identity net $id_{\mathbb{R}^n}$.

Lemma 4.2 implies that in order to define the mapping H , we only need to train a function f_U that satisfies the relations (a), (b) and (c) given in Figure 12. These correspond to the Temperley-Lieb algebra (a), (b), and (c) given in Figure 10. Note that relation 12 (d) is automatically satisfied by our definition of the mapping H .

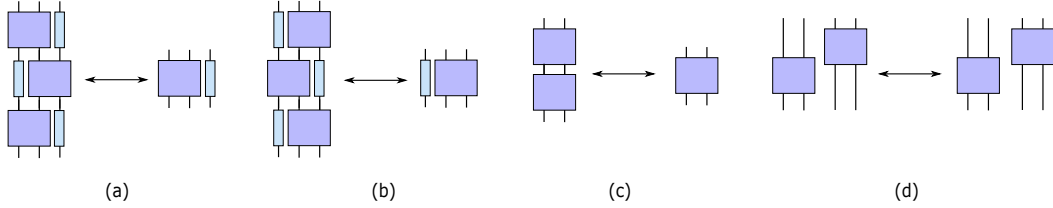


FIGURE 12. Converting the Temperley-Lieb algebra relations to relations that the neural network f_U must satisfy. The purple box corresponds to the generator U . The functional equations in the figure correspond to the relations given in Figure 10.

4.2.2. Performance of *AIDN* on Temperley-Lieb algebra Representations. Using Lemma 4.2, we are only required to train a single network denoted by f . Similarly to the experiments of the braid group, we test the **AIDN** algorithm on the Temperley-Lieb algebra for linear, affine, and non-linear representations. The architecture for the function U is chosen as we did for the braid group generator network in equation 4.3. We also used the same cases defined in Section 4.1.2. The errors (L^2) of all the three cases are reported in Table 2. The linear and affine results reported in Table 1 were obtained by training the network f with only 6 epochs. Training the non-linear representation is harder and required significantly more epochs (600) as compared to the linear and affine representation.

TL relation	$n = 2$			$n = 4$			$n = 6$		
	Linear	Affine	Non-linear	Linear	Affine	Non-linear	Linear	Affine	Non-linear
$U_1 U_2 U_1 = U_1$	81×10^{-7}	64×10^{-7}	0.001	89×10^{-7}	16×10^{-6}	0.009	15×10^{-6}	24×10^{-6}	0.005
$U_2 U_1 U_2 = U_2$	66×10^{-7}	36×10^{-7}	0.001	10×10^{-6}	15×10^{-6}	0.009	14×10^{-6}	23×10^{-6}	0.005
$U^2 = \delta U$	73×10^{-7}	85×10^{-7}	0.005	12×10^{-6}	20×10^{-6}	0.01	20×10^{-6}	30×10^{-6}	0.01

TABLE 2. This table describes L^2 error of the Temperley-Lieb algebra relations reported after training the network f .

5. KNOT INVARIANTS

The study of braid groups is closely related to the study of knot invariants. A *knot* in the 3-sphere S^3 is a smooth one-to-one mapping $f : S^1 \rightarrow S^3$. A *link* in S^3 is a finite collection of knots, called the *components* of the link, that do not intersect with each other. Two links are considered to be equivalent if one can be deformed into the other without any of the knots intersecting itself or any other knots⁴. In practice, we usually work with a *link diagram* of a link L . A *link diagram* is a projection of L onto \mathbb{R}^2 such that this projection has a finite number of non-tangential intersection points, called crossings. A *link invariant* is a quantity, defined for each link in S^3 , that takes the same value for equivalent links⁵. *Link invariants* play a fundamental role in low-dimensional topology.

In Section 4.1, we showed that braid groups can be defined via neural networks by representing the main building blocks of braids as neural networks and then realizing the braid relations as an optimization problem. Given the close relationship between knots and braids⁶, one may wonder if knot invariants can be defined by associating a neural network to each primitive building block of knots and then force the “knot relations” on these networks. In this section, we provide an answer to this question.

In low-dimensional topology, the relation between equivalent knots are called Reidemeister moves [28]. Reidemeister moves are similar to braid relations; namely, two link diagrams are equivalent if one diagram can be obtained from the other by a finite sequence of moves of type Ω_1 , Ω_2 or Ω_3 . These moves are given in Figure 13 (a), (b) and (c), respectively. Note that braid relations (a) and (b) are precisely the moves Ω_2 and Ω_3 .

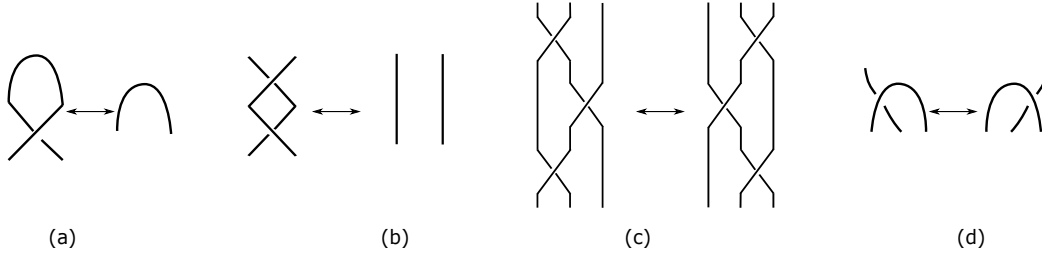


FIGURE 13. Turaev moves.

Building knots and links from simple objects requires more primitives than braids. Namely, Turaev [38] proved that any knot or link can be built with the the following primitives: simple crossings, the cup, cap curves, and the identity strand (See Figure 14). The operations that are needed to build arbitrary knots are similar to those defined on braids in Figure 7. Moreover, between these building blocks we require four moves. These moves, which we call the Turaev moves, are presented in Figure 13. We now state the following two lemmas which are due to Reshetikhin and Turaev [38].

Lemma 5.1. Every link can be realized as a composition of product of the basic building blocks given in Figure 14.

The previous Lemma asserts that we can build any link with the basic building blocks. A link diagram built in this way will be called a sliced link diagram. The following lemma can be used to build link invariants from these blocks:

⁴This is called ambient isotopy.

⁵The equivalence relation here is ambient isotopy.

⁶Building braid representations is closely related to building link invariants.

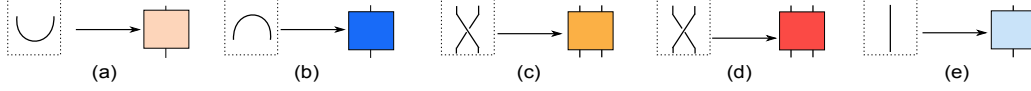


FIGURE 14. The building blocks of a link are (a) the cup $u : F \rightarrow V \otimes V$, (b) the cap $n : V \otimes V \rightarrow F$, (c) the simple crossing $R : V \otimes V \rightarrow V \otimes V$, (d) the inverse $R^{-1} : V \otimes V \rightarrow V \otimes V$ of the simple crossing, and (e) identity strand. To build a knot invariant using **AIDN** we build a neural network for each building block and then we train them to satisfy the relations in Lemma 5.2.

Lemma 5.2. [34, 38] Let V be a vector space over a field F . Let L be a link and D a sliced diagram of L . Let R be an invertible endomorphism on $V \otimes V$ and $n : V \otimes V \rightarrow F$ a homomorphism that satisfy (1) $(id_V \otimes n)(R \otimes id_V) = (n \otimes id_V)(id_V \otimes R)$, (2) $n.R = n$, and (3) the Yang-Baxter equation. Then the bracket function $[D]$ defined by maps R and n is an isotopy invariant.

Note that the conditions that R and n must satisfy correspond precisely to the moves given in Figure 13. Using Lemma 5.2, the setup to build a knot invariant using **AIDN** should now be clear. Specifically, we only need to build four neural networks that correspond to the building blocks given in Figure 14 and then force the relations specified in Figure 13 on these networks. In the quantum invariant literature the knot invariants obtained using Lemma 5.2 are called quantum invariants or Reshetikhin-Turaev invariants [34]. Our method here to obtain knot invariants can be considered as a deep learning method to obtain quantum invariants.

Multiple remarks must be said about Lemma 5.2 in our setting. First note that unlike the case for the general **AIDN** algorithm, by Lemma 5.2 we must choose the functions R , u , n to be linear. Second, note that the function u is not strictly required to obtain an invariant using Lemma 5.2. In that context, u can be easily computed using n via the equations $(n \otimes id_V)(id_V \otimes u) = id_V = (id_V \otimes n)(u \otimes id_V)$ [34]. However, we found that adding u explicitly to the optimization objective yields better results, so we include these two equations in the optimization process.

5.1. Performance of AIDN applied to quantum invariants. Following Lemma 5.2, we denote by R , R^{-1} , u and n the neural network operators that we train to obtain a RT invariant using **AIDN**. The equations given in Table 3 make the final objective function we used to obtain a RT invariant using **AIDN**.

Turaev Move	$\dim(V) = 2$	$\dim(V) = 4$
$n.R = n$	0.015	0.044
$R \otimes R^{-1} = id_{V \otimes V}$	0.002	0.14
$R^{-1} \otimes R = id_{V \otimes V}$	0.003	0.15
Yang Baxter	0.17	0.68
$(id_V \otimes n)(R \otimes id_V) = (n \otimes id_V)(id_V \otimes R)$	0.07	0.12
$(id_V \otimes n)(u \otimes id_V) = id_V$	1.5×10^{-7}	0.044
$(n \otimes id_V)(id_V \otimes u) = id_V$	1.5×10^{-7}	0.044

TABLE 3. The table describes L^2 error of the RT relations reported after training the networks R , R^{-1} , u , and n .

We make a few comments about Table 3 in Section 6.

6. CONCLUSION AND FUTURE WORK

This work presents **AIDN**, a novel method to compute representations of algebraic objects using deep learning. We show how the proposed **AIDN** algorithm can be used to obtain representations of algebraic objects and report the performance of **AIDN** in finding the solutions for different algebraic structures including groups, associative algebras, and Lie algebras. We believe that this work merely scratches the surface of possibilities of interaction between deep learning and mathematical sciences in general and we hope this article inspires further research in this direction. Our experimental results are promising, and open a new paradigm of research where deep learning is utilized to get insights about mathematical problems.

In the future, we plan to address the following limitations of **AIDN**. First, it is not clear whether the neural networks found by the **AIDN** algorithm satisfy additional relations that are not explicitly given in the presentation. Intuitively, we would like our searching strategy to learn the exact relations that we provide and be as far as possible from all other possible relations. In the terminology of representation theory, it is not clear how to guarantee that the algorithm converges to a *faithful* representation of a given dimension, if one does exist. In our experimentation we empirically tested the trained neural network for additional relations that they could potentially satisfy and we found that these networks do not satisfy these potential relations. We did not include these results because this testing approach is not systematic, much less mathematically rigorous. However, a systematic test for such a limitation is worth investigating in future work.

The theory of finite-dimensional (linear) representations of semisimple Lie groups and Lie algebras is very mature, and there are many well-known combinatorial results in this area, including an explicit classification through the famous Highest Weight Theorem [10]. It would be interesting to see whether it could be mathematically proven in this context (or a similar one) that this algorithm can be made to converge to a given irreducible representation with a given highest weight.

More generally, the theory of (linear) representations of associative algebras, Lie algebras, Jordan algebras, finite groups, Lie groups, etc. has been thoroughly investigated over the last century, and many powerful applications have been found to physics, PDEs, harmonic analysis, and several other fields, and it could be useful and interesting to see whether it is possible to guarantee that the **AIDN** converges to a given irreducible representation under certain conditions.

Another limitation for the **AIDN** algorithm is the curse of dimensionality. While modern optimization paradigms such as SGD allow one to train a model for high-dimensional data, we found that training a network with many relations and high-dimensional data to be difficult. This is evident in Table 3 where the L^2 error is relatively much higher than the errors obtained while training the braid group and the Temperley-Lieb Algebra networks. We mentioned here that limitations to the performance of deep networks similar to those we found is also reported in related work [43].

7. ACKNOWLEDGMENT

The authors would like to thank Masahico Saito and Mohamed Elhamdadi for their valuable comments.

REFERENCES

- [1] Jeffrey Adams and Fokko du Cloux. Algorithms for representation theory of real reductive groups. *arXiv preprint arXiv:0807.3093*, 2008.
- [2] Jens Behrmann, Will Grathwohl, Ricky TQ Chen, David Duvenaud, and Jörn-Henrik Jacobsen. Invertible residual networks. In *International Conference on Machine Learning*, pages 573–582, 2019.
- [3] Léon Bottou. Stochastic gradient descent tricks. In *Neural networks: Tricks of the trade*, pages 421–436. Springer, 2012.
- [4] Steven L Brunton, Bernd R Noack, and Petros Koumoutsakos. Machine learning for fluid mechanics. *Annual Review of Fluid Mechanics*, 52:477–508, 2020.

- [5] Anna Choromanska, Mikael Henaff, Michael Mathieu, Gérard Ben Arous, and Yann LeCun. The loss surfaces of multilayer networks. In *Artificial intelligence and statistics*, pages 192–204, 2015.
- [6] George Cybenko. Approximations by superpositions of a sigmoidal function. *Mathematics of Control, Signals and Systems*, 2:183–192, 1989.
- [7] Vahid Dabbaghian-Abdoly. An algorithm for constructing representations of finite groups. *Journal of Symbolic Computation*, 39(6):671–688, 2005.
- [8] Pavel Etingof, Travis Schedler, and Alexandre Soloviev. Set-theoretical solutions to the quantum yang-baxter equation. *arXiv preprint math/9801047*, 1998.
- [9] U Fischbacher and JA de la Peña. Algorithms in representation theory of algebras. In *Representation Theory I Finite Dimensional Algebras*, pages 115–134. Springer, 1986.
- [10] William Fulton and Joe Harris. *Representation theory: a first course*, volume 129. Springer Science & Business Media, 2013.
- [11] Ian Goodfellow, Yoshua Bengio, Aaron Courville, and Yoshua Bengio. *Deep learning*, volume 1. MIT press Cambridge, 2016.
- [12] GAP Group et al. Gap system for computational discrete algebra, 2007.
- [13] Boris Hanin and Mark Sellke. Approximating continuous functions by relu nets of minimal width. *arXiv preprint arXiv:1710.11278*, 2017.
- [14] Akira Hirose. *Complex-valued neural networks: theories and applications*, volume 5. World Scientific, 2003.
- [15] Derek F Holt, Bettina Eick, and Eamonn A O’Brien. *Handbook of computational group theory*. CRC Press, 2005.
- [16] De-Shuang Huang, Horace HS Ip, and Zheru Chi. A neural root finder of polynomials based on root moments. *Neural Computation*, 16(8):1721–1762, 2004.
- [17] Jörn-Henrik Jacobsen, Arnold Smeulders, and Edouard Oyallon. i-revnet: Deep invertible networks. *arXiv preprint arXiv:1802.07088*, 2018.
- [18] SK Jeswal and Snehashish Chakraverty. Solving transcendental equation using artificial neural network. *Applied Soft Computing*, 73:562–571, 2018.
- [19] Michio Jimbo. Introduction to the yang-baxter equation. *International Journal of Modern Physics A*, 4(15):3759–3777, 1989.
- [20] Christian Kassel and Vladimir Turaev. *Braid groups*, volume 247. Springer Science & Business Media, 2008.
- [21] Louis H Kauffman and Samuel J Lomonaco Jr. Braiding operators are universal quantum gates. *New Journal of Physics*, 6(1):134, 2004.
- [22] Taehwan Kim and Tülay Adalı. Universal approximation of fully complex feed-forward neural networks. In *2002 IEEE International Conference on Acoustics, Speech, and Signal Processing*, volume 1, pages I–973. IEEE, 2002.
- [23] Diederik P Kingma and Jimmy Ba. Adam: A method for stochastic optimization. *arXiv preprint arXiv:1412.6980*, 2014.
- [24] Igor Moiseevich Krichever. Baxter’s equations and algebraic geometry. *Functional Analysis and Its Applications*, 15(2):92–103, 1981.
- [25] Isaac E Lagaris, Aristidis Likas, and Dimitrios I Fotiadis. Artificial neural networks for solving ordinary and partial differential equations. *IEEE transactions on neural networks*, 9(5):987–1000, 1998.
- [26] Isaac E Lagaris, Aristidis C Likas, and Dimitris G Papageorgiou. Neural-network methods for boundary value problems with irregular boundaries. *IEEE Transactions on Neural Networks*, 11(5):1041–1049, 2000.
- [27] Zongyi Li, Nikola Kovachki, Kamyar Azizzadenesheli, Burigede Liu, Kaushik Bhattacharya, Andrew Stuart, and Anima Anandkumar. Fourier neural operator for parametric partial differential equations. *arXiv preprint arXiv:2010.08895*, 2020.
- [28] WB Raymond Lickorish. *An introduction to knot theory*, volume 175. Springer Science & Business Media, 2012.
- [29] Zhou Lu, Hongming Pu, Feicheng Wang, Zhiqiang Hu, and Liwei Wang. The expressive power of neural networks: A view from the width. In *Advances in neural information processing systems*, pages 6231–6239, 2017.
- [30] Klaus Lux and Herbert Pahlings. *Representations of groups: a computational approach*, volume 124. Cambridge University Press, 2010.
- [31] R.C. Lyndon and P.E. Schupp. *Combinatorial Group Theory*. Number v. 89 in Classics in mathematics. Springer-Verlag, 1977. URL: <https://books.google.com.mx/books?id=2WUPAQAAAJ>.
- [32] Karl Mathia and Richard Saeks. Solving nonlinear equations using recurrent neural networks. In *World congress on neural networks, July*, pages 17–21, 1995.
- [33] Kyle Mills, Michael Spanner, and Isaac Tamblyn. Deep learning and the schrödinger equation. *Physical Review A*, 96(4):042113, 2017.
- [34] Tomotada Ohtsuki. *Quantum invariants: A study of knots, 3-manifolds, and their sets*, volume 29. World Scientific, 2002.
- [35] Michael O. Rabin. Recursive unsolvability of group theoretic problems. *Annals of Mathematics*, 67(1):172–194, 1958.

- [36] Maziar Raissi. Deep hidden physics models: Deep learning of nonlinear partial differential equations. *The Journal of Machine Learning Research*, 19(1):932–955, 2018.
- [37] Maziar Raissi, Paris Perdikaris, and George Em Karniadakis. Physics informed deep learning (part i): Data-driven solutions of nonlinear partial differential equations. *arXiv preprint arXiv:1711.10561*, 2017.
- [38] Nicolai Reshetikhin and Vladimir G Turaev. Invariants of 3-manifolds via link polynomials and quantum groups. *Inventiones mathematicae*, 103(1):547–597, 1991.
- [39] Samuel H Rudy, Steven L Brunton, Joshua L Proctor, and J Nathan Kutz. Data-driven discovery of partial differential equations. *Science Advances*, 3(4):e1602614, 2017.
- [40] Levent Sagun, V Ugur Guney, Gerard Ben Arous, and Yann LeCun. Explorations on high dimensional landscapes. *arXiv preprint arXiv:1412.6615*, 2014.
- [41] Akos Seress. An introduction to computational group theory. *Notices of the AMS*, 44(6):671–679, 1997.
- [42] Ravid Shwartz-Ziv and Naftali Tishby. Opening the black box of deep neural networks via information. *arXiv preprint arXiv:1703.00810*, 2017.
- [43] Justin Sirignano and Konstantinos Spiliopoulos. Dgm: A deep learning algorithm for solving partial differential equations. *Journal of computational physics*, 375:1339–1364, 2018.
- [44] Yang Song, Chenlin Meng, Renjie Liao, and Stefano Ermon. Nonlinear equation solving: A faster alternative to feedforward computation. *arXiv preprint arXiv:2002.03629*, 2020.
- [45] Allan Kenneth Steel. Construction of ordinary irreducible representations of finite groups. 2012.
- [46] Vladimir G Turaev. The yang-baxter equation and invariants of links. *Inventiones mathematicae*, 92(3):527–553, 1988.
- [47] Vladimir G Turaev. *Quantum invariants of knots and 3-manifolds*, volume 18. Walter de Gruyter GmbH & Co KG, 2020.
- [48] RS Vieira. Solving and classifying the solutions of the yang-baxter equation through a differential approach. two-state systems. *Journal of High Energy Physics*, 2018(10):110, 2018.
- [49] Rui Wang, Karthik Kashinath, Mustafa Mustafa, Adrian Albert, and Rose Yu. Towards physics-informed deep learning for turbulent flow prediction. In *Proceedings of the 26th ACM SIGKDD International Conference on Knowledge Discovery & Data Mining*, pages 1457–1466, 2020.

APPENDIX A. APPENDIX

A.1. Note on Implementation. To highlight the simplicity of the implementation of the **AIDN** algorithm, we briefly discuss pieces of pseudocode for the study case of the braid group that we discussed in Sections 2.

To train a braid group representation using **AIDN**, we start by creating the generator neural networks $f, g \in \mathcal{N}(\mathbb{R}^n \times \mathbb{R}^n)$, where $n > 1$, as explained in Section 4.1.2. To train f, g we create an auxiliary neural network for the relations of the braid group. Specifically, the auxiliary network is trained with the loss function:

$$(A.1) \quad MSE = MSE_{R_2} + MSE_{R_3},$$

where

$$(A.2) \quad MSE_{R_2} = \sum_{i=1, j=1}^n \|(f \circ g)(x_i, y_j) - (x_i, y_j)\|_2^2 + \|(g \circ f)(x_i, y_j) - (x_i, y_j)\|_2^2,$$

and

$$(A.3) \quad MSE_{R_3} = \sum_{i=1, j=1, k=1}^n \|(f \times id) \circ (id \times f) \circ (f \times id)(x_i, y_j, z_k) - (id \times f) \circ (f \times id) \circ (id \times f)(x_i, y_j, z_k)\|_2^2.$$

Here, $\{x_i, y_i, z_i\}_{i=1}^n$ denote points that are sampled uniformly from $\Omega^n \times \Omega^n \times \Omega^n$ where $\Omega \subset \mathbb{R}$, typically the unit interval $[0, 1]$. When n is large, a mini-batch setting for stochastic gradient descent is employed for efficiency [11, 23].

DEPARTMENT OF MATHEMATICS AND COMPUTER SCIENCE, SANTA CLARA UNIVERSITY, SANTA CLARA, CA USA
Email address: `mhajij@scu.edu`

UNIVERSITY OF SOUTH FLORIDA
Email address: `ghadh@mail.usf.edu`

CONACYT RESEARCH FELLOW, CENTRO DE INVESTIGACIÓN EN MATEMÁTICAS, MÉRIDA CAMPUS, MÉRIDA, YUCATÁN, MÉXICO
Email address: `matthew.dawson@cimat.mx`

DEPARTMENT OF MATHEMATICS, UNIVERSITY OF OKLAHOMA, NORMAN, OK USA
Email address: `gmuller@ou.edu`