

MULTISCALE MODELING OF THE EFFECTIVE VISCOPLASTIC BEHAVIOR OF Mg_2SiO_4 WADSLLEYITE: BRIDGING ATOMIC AND POLYCRYSTAL SCALES

O. CASTELNAU ^{1*}, K. DERRIEN ¹, S. RITTERBEX ^{2,3}, P. CARREZ ², P. CORDIER ^{2,4}, H. MOULINEC ⁵

ABSTRACT. The viscoplastic behavior of polycrystalline Mg_2SiO_4 wadsleyite aggregates, a major high pressure phase of the mantle transition zone of the Earth (depth range: 410 – 520 km), is obtained by properly bridging several scale transition models. At the very fine nanometric scale corresponding to the dislocation core structure, the behavior of thermally activated plastic slip is modeled for strain-rates relevant for laboratory experimental conditions, at high pressure and for a wide range of temperatures, based on the Peierls-Nabarro-Galerkin model. Corresponding single slip reference resolved shear stresses and associated constitutive equations are deduced from Orowan’s equation in order to describe the average viscoplastic behavior at the grain scale, for the easiest slip systems. These data have been implemented in two grain-polycrystal scale transition models, a mean-field one (the recent Fully-Optimized Second-Order Viscoplastic Self-Consistent scheme of [44]) allowing rapid evaluation of the effective viscosity of polycrystalline aggregates, and a full-field (FFT based [45] [33]) method allowing investigating stress and strain-rate localization in typical microstructures and heterogeneous activation of slip systems within grains. Calculations have been performed at pressure and temperatures relevant for in-situ conditions. Results are in very good agreement with available mechanical tests conducted at strain-rates typical for laboratory experiments.

1. INTRODUCTION

The flow of rocks in the Earth’s mantle controls many large-scale geodynamic processes. Among them, mantle convection is of primary importance since it constitutes the main mechanism for the Earth to evacuate internal heat, and it drives continental drift and associated seismic events. Quantitative modeling of mantle convection, which also allows investigation of past dynamics and prediction of future events, depends on our understanding of the rheology of rocks under thermo-mechanical conditions that prevail in the Earth’s interior.

The Earth’s mantle extends to ca. 2900 km depth where pressure reaches 130 GPa and temperature is exceeding 3000K. In response to increasing pressure and temperature with depth, minerals observed in rocks from the upper mantle transform at depth to denser assemblages. These phase transitions are responsible to global discontinuities of the velocities of seismic waves across the corresponding depths. The 410 km discontinuity is generally thought to be caused by the phase transition of olivine (the low pressure phase of $(\text{Mg}, \text{Fe})_2\text{SiO}_4$) to wadsleyite and the 520 km discontinuity by the phase transition of wadsleyite to ringwoodite. These phase transitions give rise to the so-called transition zone which ends at the 670 km discontinuity where the lower mantle begins.

The transition zone is a major layer between the upper and lower mantles and is expected to influence the whole mantle convection depending on its rheological properties. Information on the mechanical properties of rocks come primarily from laboratory mechanical tests. This experimental approach is however rendered very challenging since the P , T conditions are in the range of 15 GPa and 1600K for wadsleyite in the upper transition zone. Furthermore, rheological laws deduced from laboratory experiments at strain-rates of typically 10^{-5} s^{-1} need to be extrapolated by ~ 10 orders of magnitudes to the extremely low strain-rate conditions (ca. 10^{-15} s^{-1}) prevailing during Earth’s mantle convection.

In that context, the computational approach is an alternative to infer the viscoplastic behavior of mantle rocks and offers the potentiality to tackle the extremely low strain-rate conditions issue, provided all relevant and physical-based deformation mechanisms at play in the mantle are properly taken into account. However, this requires bridging several characteristic length scales, from sub-nanometer to sub-meter. To be able to

2020 *Mathematics Subject Classification.* XXXXXXXX.

Key words and phrases. Earth mantle, multiscale modelling, dislocations, polycrystal, viscoplasticity.

This work was supported by the European Research Council under the Seventh Framework Programme (FP 7), ERC [grant number 290424 RheoMan] and under the Horizon 2020 research and innovation programme [grant number 787198 TimeMan].

glide, dislocations must overcome their intrinsic lattice friction, which strongly depends on their structure at the atomic scale (sub-nm). Core structures of dislocations belonging to given slip systems can be calculated using the Peierls-Nabarro-Galerkin method [12], relying on first principle simulations of generalized stacking fault (GSF) surfaces. This allows addressing accurately the effect of pressure on atomic bonding. Intrinsic lattice friction is then calculated and quantified by the Peierls potential. At finite temperatures, dislocation glide mobility results from thermally-activated motion of dislocations over their Peierls potentials. The obtained energy barriers for dislocation glide can then be combined with Boltzmann statistics to provide a constitutive relation at the grain level (mm scale), for each available slip systems [41, 40].

To address the rheology of polycrystalline aggregates (sub-m scale), a second scale transition, from the grain to the polycrystal, must be carried out. In minerals, this is another difficult task as few independent slip systems are generally available. For example, olivine exhibits less than 4 independent dislocation slip systems leading to an extreme viscoplastic anisotropy at the grain scale and, as a consequence, a quite challenging application of mean-field homogenization methods. Indeed, as shown by Pierre Gilormini [15, 16], many earlier homogenization methods provides an unrealistically stiff (i.e. violating a rigorous upper bound) estimation of the effective rheology. Using the more advanced Partially Optimized Second-Order (POSO) Self-Consistent (SC) estimate proposed by [36], it has been shown that the overall viscoplastic behavior (flow stress *and* stress sensitivity) in olivine is controlled by the behavior of accommodation mechanisms (dislocation climb, diffusion, grain boundary sliding, ...) which are not clearly identified yet [7, 9, 8, 13]. Moreover, rocks are subjected to very large strain during mantle convection, inducing the development of pronounced crystallographic textures that can be partly characterized by the anisotropic velocities of seismic waves [32]. The associated effective viscoplastic anisotropy may strongly influence the mantle flow pattern in-situ [1, 39]. However, the prediction of in-situ texture distribution is tedious as, besides temperature-related mechanisms such as recrystallization and grain growth, the prediction of deformation texture is also sensitive to the used homogenization scheme [6]. Regarding the transition zone, texture development associated with large shear strain have been investigated in [46] for wadsleyite using an earlier extension of the SC scheme (the tangent approach of [26]) whose inconsistencies have been described in [15, 16] and partly corrected in [30]. In Tommasi *et al.* paper [46], the effective viscosity of wadsleyite and its relation with the active slip systems has not been investigated.

The POSO version of the Self-Consistent scheme was up to recently the most accurate mean-field method for predicting the effective viscoplastic behavior of highly anisotropic materials such as mantle rocks. As shown in e.g. [21, 25], this method provides results in very good agreement with computational homogenization (providing reference solutions) e.g. based on the Fourier Transform (FFT, sometimes also denoted spectral method) introduced by [33]. Among its advantages, the POSO-SC method complies with the variational upper bound [37] that has been applied to highly anisotropic polycrystals in [29, 28, 34]. However, it lacks duality (stress and strain formulations lead to different results) and the link between the behavior of the thermo-elastic polycrystal used as a reference (called Linear Comparison Composite, LCC) and the non-linear viscoplastic behavior of the real polycrystal of interest requires complex computation of some corrective terms [20] that is rarely carried out in practice. The above mentioned limitations of POSO-SC have been ruled out recently with the Fully Optimized Second-Order (FOSO) method [5, 44], which has, to the best of our knowledge, only been applied yet to porous sea ice [11].

This paper focusses on the rheological behavior of Mg_2SiO_4 wadsleyite. In section 2, we provide the strength of the various slip systems based on computational mineral physics and the corresponding $P - T$ dependent constitutive relation at the grain scale. We present in section 3 how the mean-field (FOSO-SC) and full-field (FFT) homogenization schemes have been applied. Results are then presented and discussed in section 4 and compared to the available experimental results.

2. VISCOPLASTIC BEHAVIOR OF SLIP SYSTEMS

2.1. At the dislocation scale from generalized stacking fault energies. The modelling of gliding properties of dislocations in wadsleyite has been initiated by Ritterbex *et al.* [40] for the Mg end-member of $(\text{Mg,Fe})_2\text{SiO}_4$, i.e. the pure magnesian Mg_2SiO_4 composition. The first step of the model is to identify the most important slip systems and to determine the specific atomic arrangements which build the dislocation core. Such calculations are usually performed at the atomic scale. However, the long range displacement fields of dislocations impose the use of classical molecular dynamic simulation instead of highly accurate density functional theory based *ab-initio* calculations.

Another option to compute dislocation core properties is to use the Peierls-Nabarro model which relies on generalized stacking fault (GSF) energies. GSF's probes the ability of a perfect crystal structure to undergo a rigid body shear localized in a specific plane, and, combined with the Peierls-Nabarro approach, allows to search for potential easy slip systems of any crystalline materials. More importantly, such calculations do not require supercells containing large numbers of atoms so they can be performed by using *ab initio* methods, ensuring that the effect of high pressure on bond energy or ion interactions is accurately taken into account. In orthorhombic wadsleyite (lattice parameters $a = 5.70\text{\AA}$, $b = 11.44\text{\AA}$, $c = 8.26\text{\AA}$ at 18.5 GPa), the easiest slip systems are $[100](010)$ and $1/2 \langle 111 \rangle \{101\}$. An example is provided in Figure 1a which shows a GSF calculated in a $\{101\}$ plane at 15 GPa. On the vertical axis is represented the excess energy associated with a rigid body shift in the considered plane. One can deduce that in $\{101\}$ planes, the easiest shear path is along $\langle 111 \rangle$ directions.

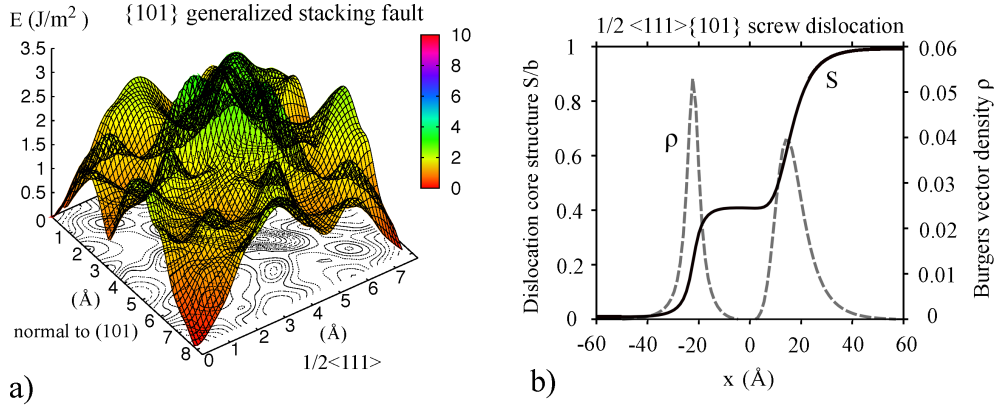


FIGURE 1. Dislocation modeling in Mg_2SiO_4 wadsleyite at 15 GPa (a) Generalized Stacking fault calculated by [31] for a $\{101\}$ plane. The easy shear path is along $\langle 111 \rangle$. (b) Dislocation core profile for a $1/2 \langle 111 \rangle \{101\}$ dislocation calculated from the Peierls-Nabarro Galerkin method. S is the disregistry profile.

As recalled above, the GSF serves as input for the Peierls-Nabarro model used to compute dislocation core structures by minimization of the total energy of the system composed of the elastic strain energy and the inelastic stacking fault energy across the potential glide planes. Ritterbex *et al.* [40] used a generalization of the Peierls-Nabarro model in the framework of the element-free Galerkin method which allows for the introduction of multiple glide planes in order to describe more general core structures involving spreading in several planes. In wadsleyite, for all slip systems considered, dislocations exhibit a planar core involving two well-separated partial dislocations enclosing a stacking fault (see an illustration in Figure 1b).

Besides the core structure, *i.e.* the atomic arrangement within the vicinity of the dislocation core, Ritterbex *et al.* computed the lattice friction experienced by dislocations on each slip system. The amount of lattice friction is often described as the height of the Peierls potential or quantified through the maximum of the derivative of the potential, the Peierls stress. Nevertheless, whereas Peierls stress or Peierls potential are strictly related to the core of dislocations, the glide of dislocations at finite temperature is thermally activated. Thermal activation means that glide at finite temperature is controlled by the nucleation and propagation of unstable kink-pairs over the Peierls barrier, assisted by the resolved shear stress. Ritterbex *et al.* provided a full description of these kink processes according to an elastic interaction model [24]. For wadsleyite, since dislocations are dissociated, the kink-pair mechanism may involve different types of kink nucleation events depending on the stress regime. Indeed, kink nucleation must occur on both partials with sequences of events that can either be correlated or uncorrelated leading to distinct nucleation enthalpy depending on the stress regime [43]. Finally, from the kink-pair nucleation enthalpy, the dislocation velocity law can be formulated as a function of temperature and resolved shear stress. The corresponding constitutive relation has to account

for these two stress regimes, leading to two different expressions of the shear-rate on the slip system

$$(1) \quad \dot{\gamma}_c(\tau) = A_c \sqrt{\rho_m} \exp \left\{ -\frac{B_c}{k_b T} \left[1 - \left(\frac{\tau}{\tau_p} \right)^{\alpha_c} \right]^{\beta_c} \right\}$$

$$(2) \quad \dot{\gamma}_u(\tau) = A_u \sqrt{\rho_m} \frac{\tau - \tau_c}{\tau} \exp \left\{ -\frac{B_u}{k_b T} \left[1 - \left(\frac{\tau - \tau_c}{\tau_p} \right)^{\alpha_u} \right]^{\beta_u} \right\}$$

where indexes c and u stand for correlated and uncorrelated kink-pair nucleation regimes, respectively. Here, ρ_m is the density of mobile dislocations, T is the temperature, τ_p is the Peierls stress, A and B are two constants, and $k_b \simeq 1.3806 \times 10^{-23} \text{m}^2 \text{kg s}^{-2} \text{K}^{-1}$ is the Boltzmann constant. A is related to the shear-rate at $\tau = \tau_c$, marking the transition stress between correlated and uncorrelated regimes, whereas B is an activation energy. The resolved shear stress τ acting on the slip system is given by

$$(3) \quad \tau = \mathbf{S} : \boldsymbol{\sigma}$$

where \mathbf{S} is the Schmid tensor (see appendix A), $\boldsymbol{\sigma}$ the local deviatoric stress tensor, and ':' the twice contracted product. The resulting shear-rate on a given slip system is given by

$$(4) \quad \dot{\gamma}(\tau) = \dot{\gamma}_c(\tau)$$

when $\tau \leq \tau_c$ and

$$(5) \quad \dot{\gamma}(\tau) = \frac{1}{2} [\dot{\gamma}_c(\tau) + \dot{\gamma}_u(\tau)]$$

otherwise. For wadsleyite, the modelling that has been performed for dislocations with screw character which are the rate-limiting ones. The easiest slips include the family $1/2 \langle 111 \rangle \{101\}$ with four individual slip systems ($1/2[11\bar{1}](101)$, $1/2[1\bar{1}\bar{1}](101)$, $1/2[111](10\bar{1})$, $1/2[1\bar{1}\bar{1}](10\bar{1})$), and the additional system $[100](010)$. At stresses higher than $\tau_c = 455 \text{MPa}$ as considered here, the rheology of $1/2 \langle 111 \rangle \{101\}$ screw dislocations at 15 GPa is governed by equation (5) whereas that for $[100](010)$ is given by (4). The corresponding rheological coefficients are indicated in Table 1. Finally, the local strain-rate $\dot{\epsilon}$ at position \mathbf{x} inside a grain, resulting from the glide of dislocations on all slip systems, is given by

$$(6) \quad \dot{\epsilon}(\mathbf{x}) = \sum_{s=1}^S \mathbf{S}_{(s)} \dot{\gamma}_{(s)}(\mathbf{x})$$

with $\mathbf{S}_{(s)}$ the Schmid tensor for system (s) and S ($= 5$) the number of slip systems. Note that the four systems $1/2 \langle 111 \rangle \{101\}$ are independent and do not allow axial strain of the crystal lattice along the lattice direction \mathbf{b} (see appendix A). The fifth system $[100](010)$ does not add any additional degree of freedom, and therefore the wadsleyite crystal is left with only four independent slip systems. As discussed in [19, 13], four systems are sufficient to accommodate locally any viscoplastic deformation of the polycrystalline aggregate.

	τ_c	τ_p	A_c	B_c	α_c	β_c	A_u	B_u	α_u	β_u
$1/2 \langle 111 \rangle \{101\}$	455	3500	2190	1.97×10^{-18}	0.5	1.6	4380	8.49×10^{-19}	1.0	5.0
$[100](010)$		4800	1208	2.0×10^{-18}	0.5	1.03				

TABLE 1. Rheological parameters of $1/2 \langle 110 \rangle \{110\}$ and $[100](010)$ screw dislocations in wadsleyite at 15 GPa for $\tau \geq \tau_c$. Units are m.s^{-1} for A , J for B , and MPa for τ .

2.2. Power law approximation of slip system behavior. Although homogenization models could in principle be applied with constitutive relations having an exponential form as (4) and (5), it is more common to use instead a power-law behavior

$$(7) \quad \dot{\gamma}_{pl} = \dot{\gamma}_0 \left| \frac{\tau}{\tau_0} \right|^{n-1} \frac{\tau}{\tau_0}$$

where the index pl stands for power-law. This is the form commonly implemented in homogenization codes. Here, $\dot{\gamma}_0$ and τ_0 are two constants to be determined, a reference shear-rate and a reference shear stress, respectively. We consider here the value $\dot{\gamma}_0 = 10^{-5} \text{s}^{-1}$ as a typical strain-rate achieved during laboratory

mechanical tests. Form (7) can be seen as a power-law approximation of (4) or (5) valid in a range of τ values close to a given reference value denoted τ_r . To find τ_0 , one expresses that the power-law approximation is tangent to the exponential form at $\tau = \tau_r$:

$$(8) \quad \dot{\gamma}_{pl}(\tau_r) = \dot{\gamma}(\tau_r), \quad \left. \frac{\partial \dot{\gamma}_{pl}}{\partial \tau} \right|_{\tau=\tau_r} = \left. \frac{\partial \dot{\gamma}}{\partial \tau} \right|_{\tau=\tau_r}.$$

This leads to the following expression for the stress exponent n

$$(9) \quad n = \left. \frac{\partial \log \dot{\gamma}}{\partial \log \tau} \right|_{\tau=\tau_r} = \frac{\tau_r}{\dot{\gamma}(\tau_r)} \left. \frac{\partial \dot{\gamma}}{\partial \tau} \right|_{\tau=\tau_r}$$

while the reference stress τ_0 reads

$$(10) \quad \tau_0 = \tau_r \left(\frac{\dot{\gamma}(\tau_r)}{\dot{\gamma}_0} \right)^{-1/n}.$$

These can be calculated using the following expressions for the derivatives in (9)

$$(11) \quad \frac{\partial \dot{\gamma}_c}{\partial \tau} = -a \exp \left\{ b \left[1 - \left(\frac{\tau}{\tau_p} \right)^\alpha \right]^\beta \right\} \frac{\alpha \beta b}{\tau} \left(\frac{\tau}{\tau_p} \right)^\alpha \left(1 - \left(\frac{\tau}{\tau_p} \right)^\alpha \right)^{\beta-1}$$

$$(12) \quad \frac{\partial \dot{\gamma}_u}{\partial \tau} = a \exp \left\{ b \left[1 - \left(\frac{\tau - \tau_c}{\tau_p} \right)^\alpha \right]^\beta \right\} \left\{ \frac{\tau_c}{\tau^2} - \frac{\alpha \beta b}{\tau} \left(\frac{\tau - \tau_c}{\tau_p} \right)^\alpha \left(1 - \left(\frac{\tau - \tau_c}{\tau_p} \right)^\alpha \right)^{\beta-1} \right\}$$

with $a = A\sqrt{\rho_m}$, $b = -B/(k_bT)$, and with indexes c and u left for the sake of clarity.

Power-law approximations of the exponential constitutive relations have been calculated under typical conditions corresponding to high P , T laboratory mechanical tests, *i.e.* considering a density of mobile dislocations $\rho_m = 10^{12} \text{ m}^{-2}$ and a strain-rate $\dot{\gamma} = \dot{\gamma}_0$ (leading to $\tau_0 = \tau_r$). It is observed that the power-law provides a very good approximation of the original exponential behavior, as illustrated in Figure 2a at 1700K. The resulting power-law parameters are provided in Figure 2b for a large temperature range. It turns out that the rheology of the various slip systems is strongly non-linear. Values of n are between ~ 17 and 100 for the considered temperature range, with a different behavior for both slip systems. Moreover, the reference shear stress for the system $[100](010)$ is significantly stiffer (~ 3 times) than for $1/2 < 111 > \{101\}$.

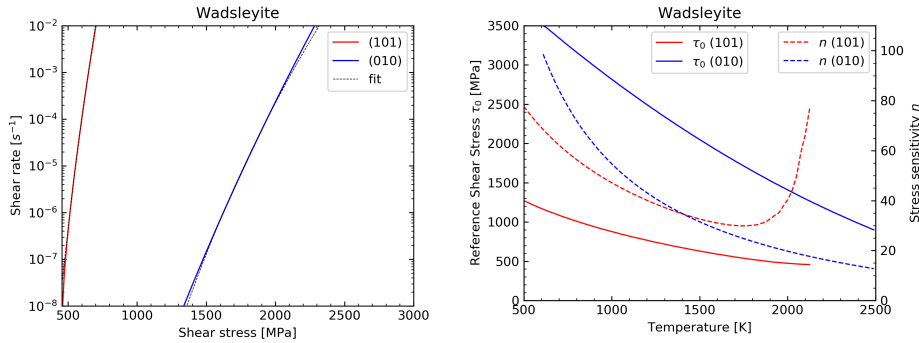


FIGURE 2. (left) Power-law approximations of the slip system behaviors for wadsleyite at $\dot{\gamma} = 10^{-5} \text{ s}^{-1}$: comparison of the original exponential constitutive relation with its power-law approximation (fit) at 1700K. (right) Evolution of τ_0 and n of the power-law approximations of the slip system behavior at $\dot{\gamma} = 10^{-5} \text{ s}^{-1}$, for various temperatures.

3. POLYCRYSTAL MODELING

We now proceed to the next scale transition, *i.e.* estimation of the effective (average) viscoplastic behavior of a representative polycrystalline aggregate composed of a large number of grains. We consider the case for which grains are randomly oriented (random crystallographic texture) and exhibit equiaxed shapes so that the effective behavior can be considered as isotropic. In the sequel, effective (or homogenized) quantities are

denoted with a tilde ($\tilde{\cdot}$) and volume average ones with a bar ($\bar{\cdot}$). The effective viscoplastic behavior thus reads

$$(13) \quad \dot{\tilde{\varepsilon}}_{eq} = \dot{\gamma}_0 \left(\frac{\bar{\sigma}_{eq}}{\bar{\sigma}_0} \right)^{\tilde{n}}$$

where $\bar{\sigma}_{eq}$ is the effective von Mises equivalent stress ($\bar{\sigma}_{eq} = \sqrt{\frac{3}{2} \bar{\sigma}_{ij} \bar{\sigma}_{ij}}$), $\dot{\tilde{\varepsilon}}_{eq}$ is the effective von Mises equivalent strain-rate ($\dot{\tilde{\varepsilon}}_{eq} = \sqrt{\frac{2}{3} \dot{\tilde{\varepsilon}}_{ij} \dot{\tilde{\varepsilon}}_{ij}}$), where $\bar{\boldsymbol{\sigma}} = \langle \boldsymbol{\sigma}(\mathbf{x}) \rangle$ and $\dot{\tilde{\boldsymbol{\varepsilon}}} = \langle \dot{\boldsymbol{\varepsilon}}(\mathbf{x}) \rangle$ are the mean deviatoric stress and strain-rate tensors respectively.

To estimate the effective reference stress $\bar{\sigma}_0$ and effective stress sensitivity \tilde{n} , and to investigate how the stress/strain-rate are distributed within grains, we make use of two scale transition methods, the mean-field FOSO-SC scheme recently proposed by [44] and the full-field computational homogenization based on the FFT method [33]. All results below have been obtained for uniaxial deformation under a prescribed macroscopic strain-rate $\dot{\tilde{\varepsilon}}_{eq} = \dot{\gamma}_0$, so that $\bar{\sigma}_{eq} = \bar{\sigma}_0$.

3.1. Mean-field approach - FOSO-SC scheme. Mean-Field homogenization of heterogeneous materials is relatively straightforward when the mechanical behavior of each mechanical phase (*i.e.* grains with given orientation) is linear and homogeneous. This is the case for linear thermo-elastic polycrystalline aggregates where the local constitutive relation for a phase p reads

$$(14) \quad \boldsymbol{\varepsilon}(\mathbf{x}) = \mathbf{M}^{(p)} : \boldsymbol{\sigma}(\mathbf{x}) + \boldsymbol{\varepsilon}_0^{(p)}$$

where $\mathbf{M}^{(p)}$ and $\boldsymbol{\varepsilon}_0^{(p)}$ only depend on the crystal orientation of the considered grain. This leads to an effective behavior of the same form

$$(15) \quad \tilde{\boldsymbol{\varepsilon}} = \tilde{\mathbf{M}} : \bar{\boldsymbol{\sigma}} + \tilde{\boldsymbol{\varepsilon}}_0 .$$

In that case, to estimate the effective compliance given by

$$(16) \quad \tilde{\mathbf{M}} = \langle \mathbf{M}(\mathbf{x}) : \mathbf{B}(\mathbf{x}) \rangle ,$$

with \mathbf{B} the stress concentration tensor of the purely elastic problem (*i.e.* when $\boldsymbol{\varepsilon}_0^{(p)} = \mathbf{0}$) defined as $\boldsymbol{\sigma}(\mathbf{x}) = \mathbf{B}(\mathbf{x}) : \bar{\boldsymbol{\sigma}}$, it is sufficient to estimate the phase-average of \mathbf{B} , denoted $\langle \mathbf{B} \rangle^{(p)}$. Indeed, the volume integral in (16) can be transformed into a discrete sum over all mechanical phases

$$(17) \quad \tilde{\mathbf{M}} = \sum_p f_p \mathbf{M}^{(p)} : \langle \mathbf{B}(\mathbf{x}) \rangle^{(p)} ,$$

with f_p indicating the volume fraction. This is why mean-field homogenization is very efficient numerically.

The situation for non-linear polycrystals as considered here is more complex as the local compliance $\mathbf{M}(\mathbf{x})$ defined after (6) depends on the local stress state which is itself heterogeneously distributed within deforming grains [38]. The solution (17) therefore cannot be used directly. The standard approach to address this issue relies on a linearization of the non-linear polycrystal of interest in order to end up with a thermo-elastic-like material (LCC), exhibiting the same microstructure as the original non-linear one, but for which the standard thermo-elastic homogenized solution applies. Finding the proper linearization procedure is a difficult task, this is why several propositions can be found in the literature (some of them are listed below). The exact link between the effective behavior of the non-linear polycrystal and of the linearized thermo-elastic one is another difficulty that has often been left aside [20]. The impact of the used linearization procedure on the effective behavior becomes critical for highly non-linear materials or, equivalently, highly anisotropic local behavior or high mechanical contrast between the phases. As seen in the previous section, waldseyite exhibits both very high non-linearity and anisotropy, which constitutes a challenge for mean-field homogenization.

The most advanced linearization procedure nowadays, that we will use here, is the Fully Optimized Second Order (FOSO) scheme proposed recently by [44]. In short, starting from a variational formulation of the problem, the optimal linearization, leading to the definition of the linear thermo-elastic comparison material, is defined as an optimization problem. Compared to the Partially Optimized (POSO) formulation [36], full optimization could be carried out in FOSO, hence the name. This formulation has several significant advantages compared to the previous POSO one: (i) there is no duality gap, *i.e.* stress and strain-rate formulations yield similar results, (ii) stress and strain-rate field statistics in the linearized and non-linear polycrystals are identical, there is no need to compute the corrective terms as in [20]. As POSO, the FOSO

approach complies by construction with the known upper bounds for the effective behavior. First application of FOSO-SC to viscoplastic porous hexagonal polycrystals (similar to sea ice) yields a rheology in very good agreement with the reference results obtained by the FFT full-field homogenization [11]. In the FOSO-SC approach, the local behavior of the linear thermo-elastic comparison polycrystal reads, at the slip system level,

$$(18) \quad \dot{\gamma}_{(s)}(\mathbf{x}) = m_{(s)}^{(p)} \tau_{(s)}(\mathbf{x}) + \dot{e}_{(s)}^{(p)}$$

where the compliance $m_{(s)}^{(p)}$ and stress-free strain-rate $\dot{e}_{(s)}^{(p)}$ depend on both the first moment $\bar{\tau}_{(s)}^{(p)} = \langle \tau_{(s)}(\mathbf{x}) \rangle^{(p)}$ and second moment $\bar{\tau}_{(s)}^{(p)} = \langle \tau_{(s)}^2(\mathbf{x}) \rangle^{(p)}$ of resolved shear stress in the mechanical phase p :

$$(19) \quad m_{(s)}^{(p)} = \frac{\dot{\gamma}(\hat{\tau}) - \dot{\gamma}(\check{\tau})}{\hat{\tau} - \check{\tau}}, \quad \dot{e}_{(s)}^{(p)} = \dot{\gamma}(\check{\tau}) - m_{(s)}^{(p)} \check{\tau}$$

with $\check{\tau}$ and $\hat{\tau}$ defined as

$$(20) \quad \check{\tau} = \bar{\tau} - \sqrt{\frac{1-\alpha}{\alpha}} \sqrt{\bar{\tau} - \bar{\tau}^2} \text{sign}(\bar{\tau}), \quad \hat{\tau} = \bar{\tau} + \sqrt{\frac{1-\alpha}{\alpha}} \sqrt{\bar{\tau} - \bar{\tau}^2} \text{sign}(\bar{\tau}).$$

In (20), $\sqrt{\bar{\tau} - \bar{\tau}^2}$ is the standard deviation of the shear stress distribution acting on the slip system. Using the value $\alpha = 0.5$ recommended in [44], $\check{\tau}$ and $\hat{\tau}$ are therefore one standard deviation below and above the mean value $\bar{\tau}$.

In comparison, the POSO formulation can be obtained using $\check{\tau} = \bar{\tau}$ and the same definition for $\hat{\tau}$ as in (20) while the variational upper bound of [37] corresponds to $\check{\tau} = 0$ and $\hat{\tau} = (\bar{\tau})^{1/2}$. On the other hand, the earlier affine scheme [30], which is not based on a variational formulation, would be obtained by taking the limit of (19) for $\alpha \rightarrow 1$, therefore not making use of the shear stress fluctuation at the slip system level. The even earlier tangent formulation of [26] applied to wadsleyite in [46] is based on a similar formulation as the affine one but with a compliance divided by n and $\dot{e}_{(s)}^{(p)} = 0$.

Application to wadsleyite has been performed considering equiaxe grain shapes and using a set of 2000 crystal orientations generated by a Sobol quasi-random sequence, that provides better overall isotropy than the random orientation usually chosen. As already mentioned, wadsleyite exhibits highly anisotropic and non-linear behavior at the grain scale, and this makes the numerical convergence of the FOSO-SC model rather delicate. The used numerical procedure is detailed in appendix B. It is worth noting that the model converges without having to introduce any additional unphysical slip systems often used in the literature to reach a total of 5 independent slip systems.

3.2. Full-Field approach - FFT numerical homogenization. The FFT method [33] relies on the 3D microstructure of the considered polycrystal, which constitutes the unit cell, submitted to periodic boundary conditions. This unit cell is discretized into $N_1 \times N_2 \times N_3$ voxels. This discretization determines a regular grid in the cartesian space x_d and a corresponding grid in the Fourier space ξ_d . The heterogeneous problem of a polycrystal exhibiting a different compliance $\mathbf{M}(\mathbf{x})$ at each position (\mathbf{x}) is rewritten equivalently as a homogeneous problem with an arbitrary homogeneous compliance \mathbf{M}^0 and an additional unknown stress-free strain-rate (or polarization) field. The solution is given by a convolution of the Green tensor associated to \mathbf{M}^0 with the polarization field of interest. In the Fourier space, this convolution turns into a direct product, hence the very high numerical efficiency of the method. An iterative scheme must be implemented to obtain, upon convergence, the compatible strain-rate field associated to the balanced stress field for nonlinear rheology, as detailed in [45]. This FFT method provides the 'exact' solution (apart purely numerical errors) for the considered microstructure, but requires significantly more computing resources than mean-field estimations. Another advantage of such full-field homogenization is that details of stress and strain-rate distributions within the microstructure can be obtained.

For the application to wadsleyite, the considered microstructure is a periodical three-dimensional unit cells randomly generated by Voronoi tessellation, and containing 1000 grains (figure 3). Crystal orientations are chosen according to the Sobol sequence introduced in 3.1, leading to an effective behavior close to isotropic. The unit cell was discretized into $256 \times 256 \times 256$ voxels. The effective rheology has been obtained by averaging the model output for 10 random realizations of such synthetic polycrystalline aggregates. The relative statistical uncertainty of results given below has been estimated according to the method proposed

in [22]. For example, we found that using 10 random realizations leads to an error of only 0.1% on the effective stress $\bar{\sigma}_0$.




FIGURE 3. Typical periodic microstructure considered for FFT computations.

4. RESULTS AND DISCUSSION

Results provided by the 3-scales homogenization approach described above, from the nanometer $P - T$ dependent dislocation core structure up to the sub-meter polycrystal scale, is now given for a typical strain-rate corresponding to laboratory mechanical tests. The reference FFT solution and the FOSO-SC estimate integrate the rheology of individual slip systems obtained by the Peierls-Nabarro model described in section 2.

Figure 4 shows the flow stress $\bar{\sigma}_0$ for temperatures ranging between 1100K and 2100K. First of all, it can be observed that the mean-field homogenization scheme provides an estimation of the effective behavior that lies very close to the reference FFT numerical solution. Both estimations differ by less than 5% for the four temperatures computed by FFT (see numerical values in Table 2 for 1700K). The FOSO-SC model therefore does an excellent job considering the very strong viscoplastic anisotropy of wadsleyite crystals (recall that axial strain along lattice direction \mathbf{b} is impossible) and non-linearity ($n \simeq 30$ at 1700K). The effective stress $\bar{\sigma}_0$ is found to be ~ 4.7 times larger than the flow stress of $1/2 < 111 > \{101\}$ for the whole temperature range considered.

Concerning the effective stress sensitivity \bar{n} , it is normally related with those of individual slip systems in a complex way due to the mechanical interaction between the grains during deformation. The situation for wadsleyite is somehow simplified as both FFT and FOSO-SC approaches predict no activation at all of system $[100](010)$. In [13], it has however been shown for olivine that even when the activity of accommodation mechanisms could be considered as negligible, their influence on the effective stress sensitivity can be significant. For example, \bar{n} during the creep of olivine can hardly exceed a value of 2 when dislocation glide with $n = 3.5$ is accommodated by a linear mechanisms such as Nabarro-Herring or Coble diffusion. Olivine however exhibits only 3 independent slip systems, compared to 4 systems for wadsleyite. Here, slip on $[100](010)$ does not relax any kinematic constraint for grains deforming with the four systems of the $1/2 < 111 > \{101\}$ family. Consequently, it is observed that system $[100](010)$ has no effect on the effective stress sensitivity, and we find numerically that \bar{n} for wadsleyite is exactly equal to the n value of $1/2 < 111 > \{101\}$ slip, already indicated in figure 2: it lies between 18 and 50 in the considered temperature range.

The fields of normalized equivalent stress $\sigma_{eq}/\bar{\sigma}_{eq}$ and strain-rate $\dot{\epsilon}_{eq}/\dot{\bar{\epsilon}}_{eq}$ within a section of a 3D microstructure computed by FFT at 1700K is shown in figure 5. Large fluctuations are observed between grains (intergranular heterogeneity) but also inside individual grains (intragranular heterogeneity). Hot spots corresponding to high values are clearly visible, they seem to be essentially located at triple junctions and grain boundaries, but note that locations corresponding to large equivalent stresses σ_{eq} do often not exhibit at the

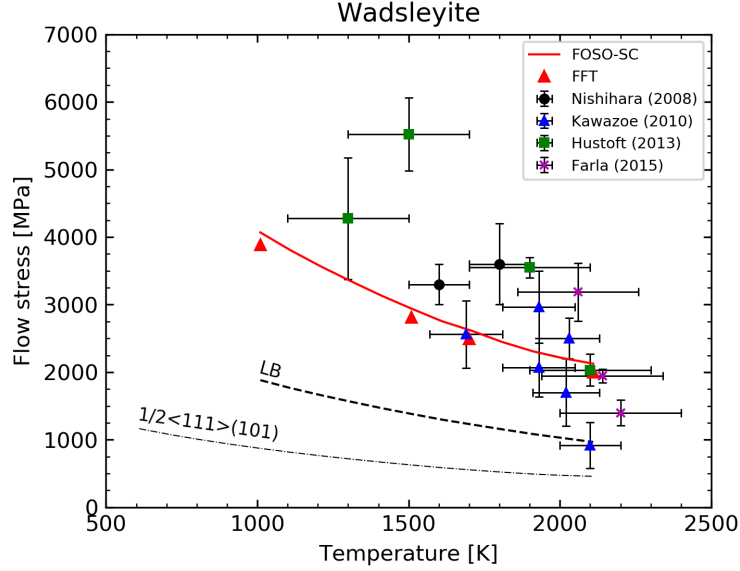


FIGURE 4. Macroscopic response $\bar{\sigma}_0$ of wadsleyite for various temperatures. Predictions of FOSO-SC and FFT polycrystal models including dislocation mobility based on the GSF model are compared to experimental data. The response of individual slip on $1/2 \langle 111 \rangle (101)$ (τ value for $\dot{\gamma} = 10^{-5} \text{s}^{-1}$ as in figure 2) as well as the static Lower Bound (LB) are shown for comparison.

same time a large equivalent strain-rate $\dot{\epsilon}_{eq}$. In an attempt to quantify the concentration of stress at grain boundaries, we have computed for each voxel of the FFT microstructures the distance to the nearest grain boundary. We have carefully checked the behavior of many grains, and we show in figure 6 representative results, for the two grains (#98 and #918) indicated in figure 5. One can observe that there is a slightly smaller heterogeneity of the equivalent stress at grain interior for grain #918 compared to voxels close to grain boundaries, but such trend is not observed in grain #98. The same analysis was performed at the polycrystal level, accounting for all grains and voxels. The results are not shown here for the sake of conciseness, but a similar trend is observed. What can be said is that the largest values of equivalent stresses are observed only within voxels close to grain boundaries, but this concerns only a very small volume fraction of the material. The global picture is similar to that shown in figure 6 with no significantly larger stress heterogeneity close to grain boundary. A similar analysis was carried out in [4] in the case of cubic polycrystals, and a larger effect of the distance was found, probably due to the fact that the plastic anisotropy at the grain scale is much smaller in cubic materials than for wadsleyite. The authors also mentioned a different behavior for hexagonal polycrystals, but without providing further details. A more detailed analysis of grain boundary effects and their dependence with the anisotropy and non-linearity of the local constitutive relation would be necessary and is left for future work.

To be more quantitative, the distribution of equivalent stress for grains #98 and #918 is shown in figure 7. Figure 7a shows the stress distribution for these grains within a given random microstructure. One can observe that they are very different, with an intense narrow peak for grain #918 and a broad flat distribution for grain #98. None of these can be described by simple functions such as a log-normal. These are typical features encountered in many grains of the FFT computations. Stress heterogeneities in grains are due to the viscoplastic anisotropy of the grain of interest, related to its crystal orientation, and the mechanical interaction of the grain with its surrounding depending on the behavior of neighboring grains, the grain shape, and the overall polycrystal behavior. To estimate the relative importance of both sources, we have carried out FFT computations on 20 microstructures, for which the grains size, shape, and location was random (based on Voronoi tessellation) but keeping the same set of 1000 crystal orientations. Doing so, it was possible to compute the stress distribution in grains #98 and #918 for those 20 realizations, in which those grains keep the same orientation but change size, shape, and are embedded in various environments. Results are shown

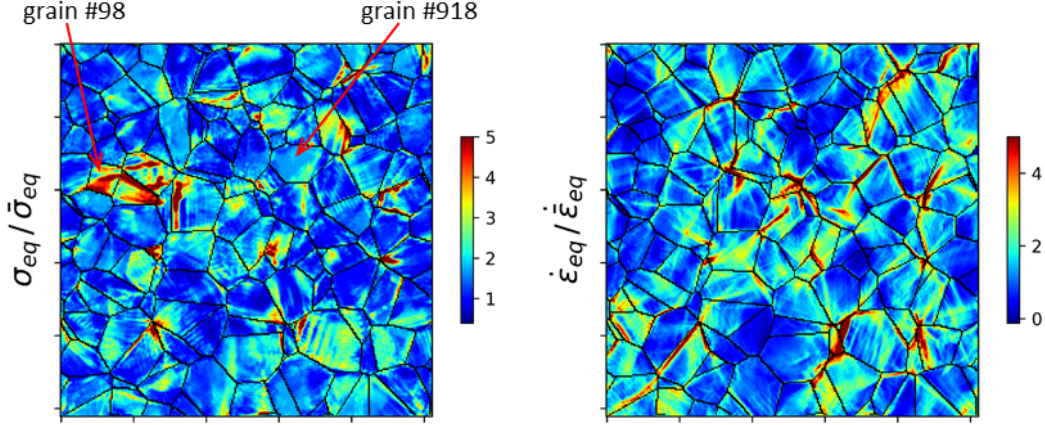


FIGURE 5. Distribution of (left) normalized equivalent stress $\sigma_{eq}/\bar{\sigma}_{eq}$ and (right) normalized equivalent strain-rate $\dot{\epsilon}_{eq}/\bar{\dot{\epsilon}}_{eq}$ in a 2D section of a 3D FFT microstructure for wadsleyite at 1700K.

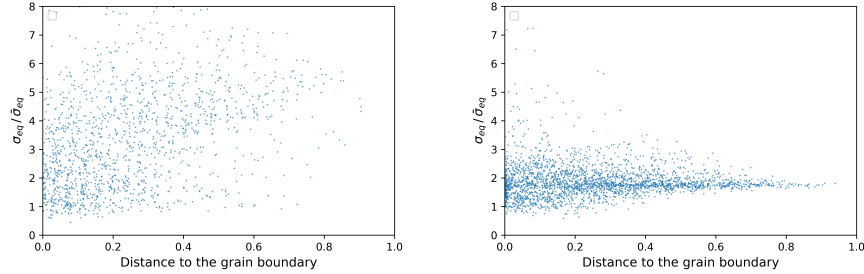


FIGURE 6. Effect of the distance (normalized by the grain size) to the closest grain boundary on the normalized equivalent stress for (left) grain #98 and (right) grain #918 indicated in figure 5. Each dot correspond to a voxel of the grain.

in figure 7b. Stress distributions become more similar in shape but still exhibit different mean and standard deviations. This analysis was generalized for all grains of the microstructure, and the corresponding mean and standard deviation of σ_{eq} are shown in figure 8. In this figure, the red dots correspond to the value obtained for a given random microstructure and the blue dots are the average over 20 microstructures. It is observed that the stress distribution in all the grains is very sensitive to the specific microstructure considered. The stress fluctuation in a given grain due to microstructural effects, indicated by the spread of the red dots, is of similar amplitude than the overall stress fluctuation within the whole polycrystal. In the highly anisotropic and non-linear wadsleyite, the local mechanical state of a grain is thus affected by its crystal orientation but also significantly by the behavior of neighboring grains. A consequence of this is that special care should be taken when interpreting experimental observation of grain deformation. The static bound (STAT in table 2), assuming a uniform stress within the whole polycrystal and in which grains deformation can be estimated by the sole knowledge of grains orientation (or associated Schmid factor), is therefore not adapted. An experimental illustration of this can be found in [17] in which, for 2D polycrystalline ice (exhibiting only two easy slip systems), no correlation was found between the grain Schmid factor and the local deformation.

Coming back to the efficiency of FOSO-SC, a challenge for mean-field homogenization models is the accurate estimation not only of the effective behavior but also of the spread of the mechanical states at the various scales, so that good results at the polycrystal scale are obtained for good reasons. The distribution of normalized stress and strain-rate over the whole polycrystal, computed with the FFT homogenization using the 20 random realizations, is given in figure 9. Long tails are observed up to values as high as ~ 5 . We have computed the associated standard deviations as these quantities can be also computed by mean-field models.

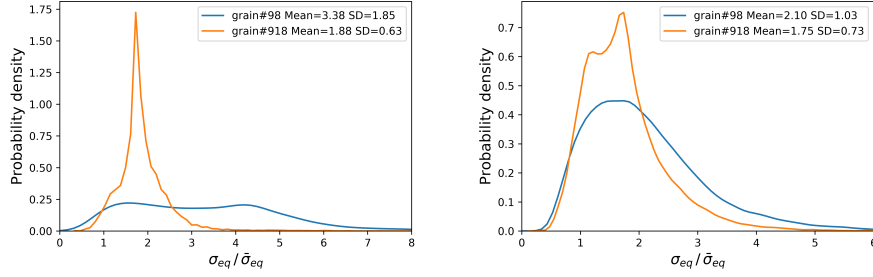


FIGURE 7. Distribution of normalized equivalent stress $\sigma_{eq}/\bar{\sigma}_{eq}$ in grains #98 and #918 for (left) one microstructure and (right) average over 20 random microstructures. Mean values and standard deviation are also indicated.

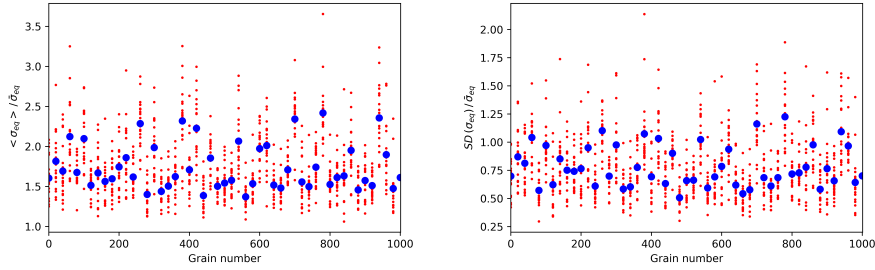


FIGURE 8. (left) Average values of the local (voxel scale) equivalent stress $\langle \sigma_{eq} \rangle^{(p)} / \bar{\sigma}_{eq}$ in individual grains, and (right) standard deviation of the equivalent stress $\sqrt{\langle \sigma_{eq}^2 \rangle^{(p)} - (\langle \sigma_{eq} \rangle^{(p)})^2} / \bar{\sigma}_{eq}$. Only 50 grains are shown out the 1000 grains of the microstructure.

They are defined as

$$(21) \quad SD(\sigma_{eq}) = \sqrt{\langle \sigma_{eq}^2(\mathbf{x}) - \bar{\sigma}_{eq}^2 \rangle}, \quad SD(\dot{\varepsilon}_{eq}) = \sqrt{\langle \dot{\varepsilon}_{eq}^2(\mathbf{x}) - \bar{\dot{\varepsilon}}_{eq}^2 \rangle}.$$

Numerical values are indicated in table 2. It is found that results obtained with FOSO-SC are in very good agreement with the FFT reference ones, the difference being $\sim 10\%$ for the stress heterogeneity and $\sim 15\%$ for strain-rates. This is an important result as the partially optimized version (POSO) of the SC scheme, which was the best available method since 2002, yields results that are clearly not as good. The variational bound (VAR) of [37] predicts stress and strain-rate heterogeneities that are here relatively close to the FFT reference but, as expected, overestimates the effective stress. Other methods not using the intraphase stress heterogeneities for the definition of the linear comparison polycrystals, i.e. the tangent (TGT) approach of [26] and the affine (AFF) one [30] significantly depart from the FFT results, both for the effective behavior and the field heterogeneities. Finally, the static uniform stress bound (STAT) completely discards stress fluctuations and underestimate the flow stress by a factor of ~ 2 , while the Taylor uniform strain-rate bound (TAYLOR) cannot apply here due to the lack of 5 independent slip systems.

	FFT	STAT	TGT	POSO	FOSO	AFF	VAR	TAYLOR
$\bar{\sigma}_{eq}$	2497	1232	1699	2198	2611	3128	3232	$+\infty$
$SD(\sigma_{eq})/\bar{\sigma}_{eq}$	1.59	0	1.082	0.856	1.749	2.503	1.678	
$SD(\dot{\varepsilon}_{eq})/\bar{\dot{\varepsilon}}_{eq}$	1.495	2.898	1.238	2.307	1.239	2.869	1.168	0

TABLE 2. Effective flow stress $\bar{\sigma}_{eq}$ and standard deviations (SD) of the equivalent stress and strain-rate as predicted by various extensions of the SC scheme at 1700K.

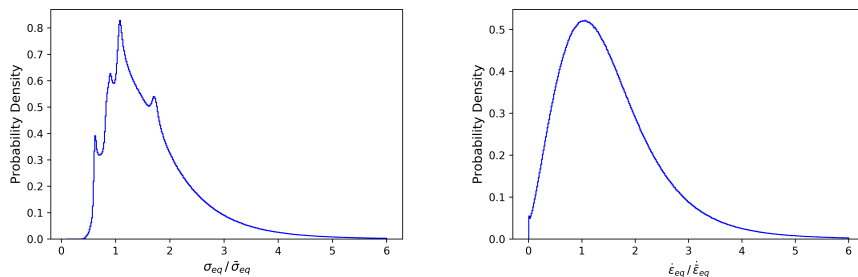


FIGURE 9. Probability densities of (left) normalized equivalent stress $\sigma_{eq}/\bar{\sigma}_{eq}$ and (right) normalized equivalent strain-rate $\dot{\epsilon}_{eq}/\dot{\bar{\epsilon}}_{eq}$ predicted by for the whole 3D microstructure (20 random realizations) at 1700K.

The effective response and associated stress and strain-rate heterogeneities in polycrystalline aggregates lacking 5 independent slip systems have been studied mostly in HCP materials. Hutchinson [19] has shown that in the framework of the *linear* SC scheme, used in this study to compute the linear comparison polycrystal, overall polycrystal deformation is possible with only 4 independent systems. This result has been shown to apply also for non-linear polycrystals by Nebozhyn et al. [34]. The same authors also showed that in ionic polycrystals with only 3 independent systems, the variational estimate of [37] predicts a flow stress that is proportional to the square-root of the mechanical contrast between the slip systems, whereas it unrealistically reaches a plateau at high contrasts for the earlier tangent approach of [26]. A very good match between the FOSO-SC approach and FFT reference results has been obtained in [44] in the case of HCP polycrystals at modest non-linearity ($n = 3$). The present study shows that excellent results are also obtained at a significantly larger non-linearity.

In Figure 4, our numerical results are compared to the available experimental data in the literature [35, 23, 18, 14]. These experiments take advantage of the latest developments of experimental deformation at high P , T conditions. Pressure is created by compressing the sample assembly between two opposed anvils. This assembly contains an internal resistive heater to achieve high temperature conditions. Deformation in torsion is produced by rotating one anvil. Stress measurements are performed by X-ray diffraction using synchrotron radiation by measuring the orientation dependence and changes in lattice spacing for several diffracting planes. To ensure acquisition of a proper diffraction pattern, the grain size must be maintained small. In all these experiments, the grain size was in the range 1 – 5 μm . Although the dispersion of this experimental data set is significant, it concludes consistently that wadsleyite is very strong since, despite the high temperature involved (ca. 1500 – 2000K), the stress level remains very high: several GPa. Our modeling results are in excellent agreement with these observations. It must be recalled that our multiscale model relies on the strong assumption that strain is produced by dislocation glide only. The Peierls Nabarro model has shown that lattice friction is strongly affected by pressure in this range, partly due to the strong increase of the elastic constants under pressure. Despite the small grain size, TEM observations [23, 18, 14] agree that dislocation activity is pervasive with densities of the order of 10^{13} m^{-2} and dislocation configurations which emphasize the key role played by glide under high lattice friction (straight dislocations well-confined in glide planes). In our dislocation based model, glide overcoming high opposed lattice friction leads to a strongly non-linear viscoplastic behavior. Experiments provide limited constraints on stress sensitivity so far, but preliminary estimates from [18, 14] suggest stress exponents in the order of 5 – 6, i.e. smaller than predicted here. Although this evidence needs to be consolidated, we can tentatively invoke the role played by grain boundaries. As underlined above, the grains sizes in these high-pressure experiments need to be maintained in the micrometer range. At the high temperature investigated, it is likely that some accommodation processes operate at grain boundaries. Indeed, evidence for grain boundary sliding and migration was suggested by [23]. In our polycrystalline models, the grain size is not taken into account explicitly, but grain boundaries are present and act only as barriers to dislocations glide, leading to strain localizations which cannot be accommodated by specific grain boundary relaxation mechanisms. It has been demonstrated in [13] that these accommodation mechanisms can very efficiently decrease the stress exponent. This might reconcile our numerical values to the few experimental data available.

To finish with, we would like to come back to possible geophysical implications for in situ mantle deformation, in which strain-rates are many orders of magnitude smaller than the one considered here. Ritterbex et al. [40] have provided evidence that dislocation glide controls the mechanical behavior of wadsleyite at lab conditions, and this allows us, in the present paper, to make the link between atomic and grain scales without the need to handle atomic diffusion. In contrast, a recent study of Ritterbex et al. [42] handles deformation of wadsleyite at appropriate mantle strain-rates and show that climb-controlled deformation is expected to operate rather than glide-controlled deformation as treated in this work. Therefore, the current results cannot be simply extrapolated to mantle conditions. The present work rather aims to provide a theoretical framework which enables to explain the high stress data of deformation experiments of polycrystalline wadsleyite at lab conditions. The same procedure could however be applied to these new rheological data, but this is left for future work.

5. CONCLUSION

This work provides the very first estimation of the rheology of a constituent of the Earth's mantle at relevant pressure and temperature in which scales from the atomistic up to polycrystalline aggregate are bridged together using state-of-the-art scale transition models. Here, the dislocation resistance to shear has been computed relying on generalized stacking faults energies incorporation the strong influence of pressure on atomic bonding, combined with Peierls-Nabarro approach. The constitutive equation of a slip system involving these dislocations is then obtained from the Orowan equation. It shows that, at high temperature and strain-rates representative of laboratory experiments (10^{-5} s^{-1}), the rheology at the slip system level is highly non-linear due to the high lattice friction opposed to dislocation glide. The obtained constitutive relation at the slip system level has been introduced in the recent Fully Optimized Second Order Self-Consistent scheme (FOSO-SC) of Ponte Castañeda [5, 44] which allows computing the effective viscoplastic behavior at the polycrystal scale. Predictions of the latter approach have been compared with the FFT computational homogenization method [33] that provides reference results, in which the same slip system behavior has been introduced. We found that the obtained flow stress of wadsleyite polycrystals at 15 GPa matches very well with the available experimental results from the literature and lies within experimental uncertainties at least for temperatures ranging between 1500K and 2100K. This could be obtained thanks to the fast computation provided by the FOSO-SC method. Micromechanical modeling indicates that the stiff slip system $[100](010)$ is not activated at all and has no effect on polycrystal deformation. Wadleyite therefore deforms with only the 4 independent systems of the $1/2 < 111 > \{101\}$ family. The FFT results show that the deformation of individual grains (mean and standard deviation) in the polycrystalline agregate is significantly influenced by the behavior of neighboring grains. Finally, comparison with earlier mean-field approaches demonstrates the superior estimations provided by the FOSO-SC scheme, not only for the effective behavior but also for the overall stress and strain-rate heterogeneities.

APPENDIX A. DETERMINATION OF THE NUMBER OF INDEPENDENT SLIP SYSTEMS

Cotton and Kaufman [10] proposed a method for determining the number of independent slip systems in cubic crystals. Here we extend this method to any lattice symmetry. In that case, the number of independent slip systems not only depends on the Bravais lattice and slip system indexes, but also on the lattice parameters. For example, out of the six individual slip systems of the family $1/2 < 110 > \{110\}$, only two are independent in the case of a cubic crystal lattice, four are independent in the case of an orthorhombic crystal, but five for a tetragonal crystal.

Consider a crystal lattice with lattice vectors \mathbf{a} , \mathbf{b} and \mathbf{c} . The reciprocal lattice vectors \mathbf{a}^* , \mathbf{b}^* and \mathbf{c}^* are given by

$$(22) \quad \mathbf{a}^* = \frac{\mathbf{b} \times \mathbf{c}}{V}, \quad \mathbf{b}^* = \frac{\mathbf{c} \times \mathbf{a}}{V}, \quad \mathbf{c}^* = \frac{\mathbf{a} \times \mathbf{b}}{V},$$

where $V = (\mathbf{a}, \mathbf{b}, \mathbf{c})$ is the lattice volume. The vector \mathbf{n} normal to a plane of indexes (hkl) and the vector \mathbf{b} parallel to the Burgers vector of indexes $[uvw]$ are given by

$$(23) \quad \mathbf{n} = h\mathbf{a}^* + k\mathbf{b}^* + l\mathbf{c}^*, \quad \mathbf{b} = u\mathbf{a} + v\mathbf{b} + w\mathbf{c}.$$

The strain-rate tensor resulting from dislocations glide on $(hkl)[uvw]$ is proportional to the Schmid tensor \mathbf{S} associated to that system

$$(24) \quad \mathbf{S} = \frac{1}{2} \left(\hat{\mathbf{n}} \otimes \hat{\mathbf{b}} + \hat{\mathbf{b}} \otimes \hat{\mathbf{n}} \right)$$

where $\hat{\mathbf{n}}$ and $\hat{\mathbf{b}}$ denote the unit vectors parallel to \mathbf{n} and \mathbf{b} , respectively. Tensor \mathbf{S} is symmetric and traceless ($S_{11} + S_{22} + S_{33} = 0$) since plastic deformation due to dislocation glide is isochoric. Therefore, it has only five independent components, S_{11} , S_{22} , S_{23} , S_{13} and S_{12} .

The number of independent slip systems in the crystal is the rank of the matrix $[M]$ containing as many rows as individual slip systems available in the crystal and five columns filled with the five independent components of \mathbf{S} for each slip system. When decomposing $[M]$ in a row echelon form $[M]_r$, for example using the method `rref` of the python package `sympy`, the number of independent slip systems corresponds to the number of nonzero rows (rows with at least one nonzero element) of $[M]_r$.

APPENDIX B. NUMERICAL METHOD FOR FOSO-SC

In this section, we present the numerical method used in this work to solve for the FOSO-SC model. It relies on a linearization step to define the LCC, and an inner loop to solve for the LCC.

For the sake of comparison with [44] (their figure 6), we have computed texture development in an ice polycrystal made of 500 grain orientations deformed under uniaxial compression up to an overall strain of 150% (in 300 steps), accounting for the evolution of grain shape, and a rheology at the grain level with $n = 3$ and reference shear stresses τ_0 for prismatic and pyramidal slips taken 60 times larger than for basal slip. Computation with the algorithm below (Fortran90 code) lasts 20 min using a standard laptop, compared to 20 h as indicated in [44]. This was obtained using a convergence rate parameter $\kappa = 0.5$ (step 6 below) and an accuracy $err = 10^{-4}$.

For Wadsleyite, the convergence is a little more delicate because of the high non-linearity and grain anisotropy. We had to use values of κ ranging between 0.1 and 0.005 while increasing the stress sensitivity incrementally (steps of $\Delta n \sim 5$).

B.1. Iterative linearization of the non-linear polycrystal. The outer loop of the numerical method works as follows.

- (1) Initial guess: start computing the uniform stress (static) bound, and use this solution as initial guess for the affine SC model, with the same method as described below but using the appropriated linearization (see section 3.1). Then compute the intraphase first $\langle \boldsymbol{\sigma} \rangle^{(p)}$ and second $\langle \boldsymbol{\sigma} \otimes \boldsymbol{\sigma} \rangle^{(p)}$ moments of the stress field associated to the affine model (see section B.2).
- (2) With the guess values of $\langle \boldsymbol{\sigma} \rangle^{(p)}$ and $\langle \boldsymbol{\sigma} \otimes \boldsymbol{\sigma} \rangle^{(p)}$, compute the local compliance $\mathbf{M}^{(p)}$ and stress-free strain-rate $\boldsymbol{\varepsilon}_0^{(p)}$ of the LCC, equation (14), according to equations (3), (6) and the FOSO linearization (18-20).
- (3) Solve for the effective behavior ($\tilde{\mathbf{M}}, \tilde{\boldsymbol{\varepsilon}}_0$) of the LCC, equation (15), using the method described in section B.2, and compute the associated new moments $\langle \boldsymbol{\sigma} \rangle_{\text{LCC}}^{(p)}$ and $\langle \boldsymbol{\sigma} \otimes \boldsymbol{\sigma} \rangle_{\text{LCC}}^{(p)}$.
- (4) Invert equation (15) to compute the effective stress $\bar{\boldsymbol{\sigma}}$ associated to the prescribed strain-rate $\dot{\boldsymbol{\varepsilon}}$.
- (5) Computed the following four errors: $\max_{i,j} | \langle \sigma_{ij} \rangle^{(p)} - \bar{\sigma}_{ij} | / \max_{k,l} (\bar{\sigma}_{kl})$, $\max_{i,j} | \langle \dot{\varepsilon}_{ij} \rangle^{(p)} - \dot{\varepsilon}_{ij} | / \max_{k,l} (\dot{\varepsilon}_{kl})$, $\max_{i,j} | \langle \sigma_{ij} \rangle_{\text{LCC}}^{(p)} - \langle \sigma_{ij} \rangle^{(p)} | / \max_{k,l} (\bar{\sigma}_{kl})$, and $\max_{i,j,k,l} | \langle \sigma_{ij} \sigma_{kl} \rangle_{\text{LCC}}^{(p)} - \langle \sigma_{ij} \sigma_{kl} \rangle^{(p)} | / \max_{m,n} (\bar{\sigma}_{mn}^2)$.
- (6) If the largest of the above errors is larger than err , then compute new guesses as $\kappa \langle \boldsymbol{\sigma} \rangle_{\text{LCC}}^{(p)} + (1 - \kappa) \langle \boldsymbol{\sigma} \rangle^{(p)}$ and $\kappa \langle \boldsymbol{\sigma} \otimes \boldsymbol{\sigma} \rangle_{\text{LCC}}^{(p)} + (1 - \kappa) \langle \boldsymbol{\sigma} \otimes \boldsymbol{\sigma} \rangle^{(p)}$ by mixing the initial guess and the estimation for the LCC, and start again with step 2 above.

B.2. Solving for the thermo-elastic Self-Consistent LCC. Following e.g. [2] and references therein, for given $\mathbf{M}^{(p)}$ and $\boldsymbol{\varepsilon}_0^{(p)}$, the effective compliance of the LCC is given by the implicit equation

$$(25) \quad \tilde{\mathbf{M}} + \mathbf{M}^* = \langle (\mathbf{M}^{(p)} + \mathbf{M}^*)^{-1} \rangle^{-1}$$

which is solved by a standard fixed-point iterative method. When all grains exhibit the same average shape, the Hill influence tensor \mathbf{M}^* is defined as

$$(26) \quad \mathbf{M}^* = \mathbf{E} : \tilde{\mathbf{M}}, \quad \mathbf{E} = (\mathbf{S}_E^{-1} - \mathbf{I})^{-1}$$

with \mathbf{I} the identity tensor and \mathbf{S}_E the Eshelby tensor

$$(27) \quad \mathbf{S}_E = \mathbf{P} : \tilde{\mathbf{M}}^{-1}, \quad \mathbf{P} = \frac{1}{2\pi|\mathbf{Z}|} \int_0^\pi \int_0^\pi \mathbf{H}(\boldsymbol{\xi}) \|\mathbf{Z}^{-1} \cdot \boldsymbol{\xi}\|^{-3} \sin \theta d\theta d\phi$$

with $H_{ijkl} = \frac{1}{2}(K_{ik}^{-1}\xi_j\xi_l + K_{jk}^{-1}\xi_i\xi_l)$ related to the acoustic tensor $\mathbf{K} = \boldsymbol{\xi} \cdot \tilde{\mathbf{M}}^{-1} \cdot \boldsymbol{\xi}$ and $\boldsymbol{\xi} = (\sin \theta \cos \phi, \sin \theta \sin \phi, \cos \theta)$. \mathbf{Z} is a symmetrical second order tensor describing the shape of the ellipsoidal inclusion. Here, integration of \mathbf{P} is performed at each iteration of (25) using a gaussian quadrature method with an increasing number of Gauss points (as in [2]) until an accuracy of $err/10$ is reached. The implicit equation (25) is solved iteratively until a precision of $err/10$. Once $\tilde{\mathbf{M}}$ has been solved, one computes the stress concentration tensor of the purely elastic problem

$$(28) \quad \langle \mathbf{B} \rangle^{(p)} = (\mathbf{M}^{(p)} + \mathbf{M}^*)^{-1} : (\tilde{\mathbf{M}} + \mathbf{M}^*),$$

the effective stress-free strain-rate

$$(29) \quad \dot{\boldsymbol{\epsilon}}_0 = \langle \dot{\boldsymbol{\epsilon}}_0^{(p)} : \mathbf{B} \rangle$$

and the phase-average residual stress

$$(30) \quad \langle \boldsymbol{\sigma}_{res} \rangle^{(p)} = (\mathbf{M}^{(p)} + \mathbf{M}^*)^{-1} : (\dot{\boldsymbol{\epsilon}}_0 - \dot{\boldsymbol{\epsilon}}_0^{(p)}).$$

The intraphase first moment of the stress field is

$$(31) \quad \langle \boldsymbol{\sigma} \rangle^{(p)} = \langle \mathbf{B} \rangle^{(p)} : \bar{\boldsymbol{\sigma}} + \langle \boldsymbol{\sigma}_{res} \rangle^{(p)}.$$

The second moment is given by

$$(32) \quad \langle \sigma_{ij}\sigma_{kl} \rangle^{(p)} = \frac{1}{f_p} \left[(\bar{\boldsymbol{\sigma}} \otimes \bar{\boldsymbol{\sigma}}) :: \frac{\partial \tilde{\mathbf{M}}}{\partial M_{ijkl}^{(p)}} + 2 \frac{\partial \dot{\boldsymbol{\epsilon}}_0}{\partial M_{ijkl}^{(p)}} : \bar{\boldsymbol{\sigma}} + \left\langle \dot{\boldsymbol{\epsilon}}_0^{(p)} : \frac{\partial \langle \boldsymbol{\sigma}_{res} \rangle^{(p)}}{\partial M_{ijkl}^{(p)}} \right\rangle \right]$$

where expressions for the derivatives can be found e.g. in [2, 27, 3]. Integration of the derivative of the Eshelby tensor entering in (32) is done using a gaussian quadrature method.

REFERENCES

1. D.K. Blackman, D.E. Boyce, O. Castelnau, P. R. Dawson, and G. Laske, *Effects of crystal preferred orientation on upper-mantle flow near plate boundaries: rheologic feedbacks and seismic anisotropy*, Geophys. J. Int. **210** (2017), no. 3, 1481–1493.
2. R. Brenner, O. Castelnau, and L. Badea, *Mechanical field fluctuations in polycrystals estimated by homogenization techniques*, Proc. Roy. Soc. London **A460** (2004), no. 2052, 3589–3612.
3. R. Brenner, R.L. Lebensohn, and O. Castelnau, *Elastic anisotropy and yield surface estimates*, Int. J. Sol. Struct. **46** (2009), 3018–3026.
4. G. Cailletaud, S. Forest, D. Jeulin, F. Feyel, I. Galliet, V. Mounoury, and S. Quilici, *Some elements of microstructural mechanics*, Comput. Mater. Sci. **27** (2003), 351–374.
5. P. Ponte Castañeda, *Fully optimized second-order variational estimates for the macroscopic response and field statistics in viscoplastic crystalline composites*, Proc. Royal Soc. A **471** (2015), no. 2184, 20150665.
6. O. Castelnau, D. K. Blackman, and T. W. Becker, *Numerical simulations of texture development and associated rheological anisotropy in regions of complex mantle flow*, Geophys. Res. Lett. **36** (2009), no. L12304.
7. O. Castelnau, D. K. Blackman, R. A. Lebensohn, and P. Ponte Castañeda, *Micromechanical modelling of the viscoplastic behavior of olivine*, J. Geophys. Res. **113** (2008).
8. O. Castelnau, P. Cordier, R. A. Lebensohn, S. Merkel, and P. Raterron, *Microstructures and rheology of the earth's upper mantle inferred from a multiscale approach*, Comptes Rendus Physique **11** (2010), 304–315.
9. O. Castelnau, R. A. Lebensohn, P. Ponte Castañeda, and D. K. Blackman, *Earth mantle rheology inferred from homogenization theories*, Multi-scale modeling of heterogeneous materials (O. Cazacu, ed.), John Wiley and Sons, 2008, pp. 55–70.
10. J. D. Cotton and M. J. Kaufman, *A simplified method for determining the number of independent slip systems in crystals*, Scripta Metal. Mater. **25** (1991), 2395–2398.
11. Shuvrangu Das and P. Ponte Castañeda, *A multiphase homogenization model for the viscoplastic response of intact sea ice: the effect of porosity and crystallographic texture*, J. Multiscale Comput. Engin. **17** (2019), 121–150.
12. C. Denoual, *Modeling dislocation by coupling peierls-nabarro and element free galerkin methods*, Comput. Methods Appl. Mech. Eng. **96** (2007), 1915–1923.
13. F. Detrez, O. Castelnau, P. Cordier, S. Merkel, and P. Raterron, *Effective viscoplastic behavior of polycrystalline aggregates lacking four independent slip systems inferred from homogenization methods; application to olivine*, J. Mech. Phys. Solids **83** (2015), 199–220.
14. R. Farla, G. Amulele, J. Girard, N. Miyajima, and S.-I. Karato, *High-pressure and high-temperature deformation experiments on polycrystalline wadsleyite using the rotational drickamer apparatus*, Phys. Chem. Miner. **42** (2015), 541–558.

15. P. Gilormini, *A critical evaluation for various nonlinear extensions of the self-consistent model*, Proc. IUTAM Symp. on Micromechanics of Plasticity and Damage of Multiphase Materials (Sèvres, France) (A. Pineau and A. Zaoui, eds.), Kluwer Academic Publishers, 1995, pp. 67–74.
16. ———, *Insuffisance de l'extension classique du modèle autocohérent au comportement non linéaire*, C. R. Acad. Sci. Paris **320** (1995), no. Ser. IIB, 115–122.
17. F. Grennerat, M. Montagnat, P. Duval, and O. Castelnau and P. Vacher, *Intragranular strain field in columnar ice during transient creep*, Acta Mater. **60** (2012), no. 8, 3655–3666.
18. J. Hustoft, G. Amulele, J.-I. Ando, K. Otsuka, Z. Du, Z. Jin, and S.-I. Karato, *Plastic deformation experiments to high strain on mantle transition zone minerals wadsleyite and ringwoodite in the rotational drickamer apparatus*, Earth Planet. Sci. Lett. **361** (2013), 7–15.
19. J. W. Hutchinson, *Creep and plasticity of hexagonal polycrystals as related to single crystal slip*, Met. Trans. **8A** (1977), no. 9, 1465–1469.
20. M. Idiart and P. Ponte Castañeda, *Field statistics in nonlinear composites. i. theory*, Proc. Roy. Soc. London **463** (2007), 183–202.
21. M. I. Idiart, H. Moulinec, P. Ponte Castañeda, and P. Suquet, *Macroscopic behavior and field fluctuations in viscoplastic composites: Second-order estimates versus full-field simulations*, J. Mech. Phys. Solids **54** (2006), 1029–1063.
22. T. Kanit, S. Forest, I. Galliet, V. Mounoury, and D. Jeulin, *Determination of the size of the representative volume element for random composites: statistical and numerical approach*, Int. J. Sol. Struct. **40** (2003), 3647–3679.
23. T. Kawazoe, S.-I. Karato, J. Ando, Z. Jing, and K. Otsuka and J.W. Hustoft, *Shear deformation of polycrystalline wadsleyite up to 2100 k at 14–17 gpa using a rotational drickamer apparatus (rda)*, J. Geophys. Res. **115** (2010), 1–11.
24. H. Koizumi, H. O. K. Kirchner, and T. Suzuki, *Kink pair nucleation and critical shear stress*, Acta Metall. Mater. **41** (1993), 3483–3493.
25. R. A. Lebensohn, P. Ponte Castañeda, R. Brenner, and O. Castelnau, *Full-field vs. homogenization methods to predict microstructure-property relations for polycrystalline materials*, Chapter 11 of Computational Methods for Microstructure-Property Relationships (S. Ghosh and D. Dimiduk, eds.), Springer, 2011, pp. 393–441.
26. R. A. Lebensohn and C. N. Tomé, *A self-consistent anisotropic approach for the simulation of plastic deformation and texture development of polycrystals: application to zirconium alloys*, Acta Metall. Mater. **41** (1993), no. 9, 2611–2624.
27. R. A. Lebensohn, C. N. Tomé, and P. Ponte Castañeda, *Self-consistent modeling of the mechanical behavior of viscoplastic polycrystals incorporating field fluctuations*, Phil. Mag. **87** (2007), no. 28, 4287–4322.
28. Y. Liu, P. Gilormini, and P. Ponte Castañeda, *Homogenization estimates for texture evolution in halite*, Tectonophysics **406** (2003), 179–195.
29. Y. Liu, P. Gilormini, and P. Ponte Castañeda, *Variational self-consistent estimates for texture evolution in viscoplastic polycrystals*, Acta Mater. **51** (2003), 5425–5437.
30. R. Masson, M. Bornert, P. Suquet, and A. Zaoui, *An affine formulation for the prediction of the effective properties of nonlinear composites and polycrystals*, J. Mech. Phys. Solids **48** (2000), 1203–1226.
31. A. Metsue, P. Carrez, C. Denoual, D. Mainprice, and P. Cordier, *Plastic deformation of wadsleyite: Iv dislocation core modelling based on the peierls-nabarro-galerkin model*, Acta Mater. **58** (2010), no. 5, 1467–1478.
32. J. P. Montagner, *Deep earth structure - upper mantle structure: Global isotropic and anisotropic elastic tomography*, Treatise on Geophysics, 2nd edition (G. Schubert, ed.), vol. 1, Oxford-Elsevier, 2015, pp. 613–639.
33. H. Moulinec and P. Suquet, *A numerical method for computing the overall response of nonlinear composites with complex microstructure*, Comput. Methods Appl. Mech. Eng **157** (1998), 69–94.
34. M. V. Nebozhyn, P. Gilormini, and P. Ponte Castañeda, *Variational self-consistent estimates for viscoplastic polycrystals with highly anisotropic grains*, Comptes Rendus Mécanique **328** (2000), no. Ser. IIB, 11–17.
35. Y. Nishihara, D. Tinker, T. Kawazoe, Y. Xu, Z. Jing, K. N. Matsukage, and S.-I. Karato, *Plastic deformation of wadsleyite and olivine at high-pressure and high-temperature using a rotational drickamer apparatus (rda)*, Phys. Earth Planet. Int. **170** (2008), no. 3, 156 – 169, Frontiers and Grand Challenges in Mineral Physics of the Deep Mantle.
36. P. Ponte-Castañeda, *Second-order homogenization estimates for nonlinear composites incorporating field fluctuations. part 1: Theory*, J. Mech. Phys. Solids **50** (2002), 737–757.
37. P. Ponte Castañeda, *The effective mechanical properties of nonlinear isotropic composites*, J. Mech. Phys. Solids **39** (1991), 45–71.
38. P. Ponte Castañeda and P. Suquet, *Nonlinear composites*, Adv. Appl. Mech. **34** (1998), 171–302.
39. N. M. Ribe, R. Hielsche, and O. Castelnau, *An analytical finite-strain parametrization for texture evolution in deforming olivine polycrystals*, Geophys. J. Int. **216** (2019), 486–514.
40. S. Ritterbex, P. Carrez, and P. Cordier, *Modeling dislocation glide and lattice friction in mg2sio4 wadsleyite in conditions of the earth's transition zone*, Am. Mineralogist **101** (2016), 2085–2094.
41. S. Ritterbex, P. Carrez, K. Gouriet, and P. Cordier, *Modeling dislocation glide in mg2sio4 ringwoodite: towards rheology under transition zone conditions*, Phys. Earth Planet. Int. **248** (2015), 20–28.
42. S. Ritterbex, Ph. Carrez, and P. Cordier, *Deformation across the mantle transition zone: A theoretical mineral physics view*, Earth Planet. Sci. Let. **547** (2020), 116438.
43. S. Ritterbex, P. Hirel, and P. Carrez, *On low temperature glide of dissociated $\langle 110 \rangle$ dislocations in strontium titanate*, Philosophical Magazine **98** (2018), no. 15, 1397–1411.
44. D. Song and P. Ponte Castañeda, *Fully optimized second-order homogenization estimates for the macroscopic response and texture evolution of low-symmetry viscoplastic polycrystals*, Int. J. plasticity **110** (2018), 272–293.
45. P. Suquet, H. Moulinec, O. Castelnau, M. Montagnat, N. Lahellec, F. Grennerat, P. Duval, and R. Brenner, *Multiscale modeling of the mechanical behavior of polycrystalline ice under transient creep*, Procedia IUTAM **3** (2012), 64–78.

46. A. Tommasi, D. Mainprice, P. Cordier, C. Thoraval, and H. Couvy, *Strain-induced seismic anisotropy of wadsleyite polycrystals and flow patterns in the mantle transition zone*, J. Geophys. Res.: Solid Earth **109** (2004), no. B12.

¹ LABORATOIRE PIMM, ARTS ET METIERS INSTITUTE OF TECHNOLOGY, CNRS, CNAM, HESAM UNIVERSITY, 151 BOULEVARD DE L'HOPITAL, 75013 PARIS (FRANCE)

* CORRESPONDING AUTHOR

Email address: `olivier.castelnau@ensam.eu`

² UNIV. LILLE, CNRS, INRAE, CENTRALE LILLE, UMR 8207 - UMET - UNITÉ MATÉRIAUX ET TRANSFORMATIONS, F-59000 LILLE, FRANCE

³ GEODYNAMICS RESEARCH CENTER, EHIME UNIVERSITY, 2-5 BUNKYO-CHO, MATSUYAMA 790-8577, JAPAN

⁴ INSTITUT UNIVERSITAIRE DE FRANCE, 1 RUE DESCARTES, 75005 PARIS, FRANCE

⁵ AIX MARSEILLE UNIV, CNRS, CENTRALE MARSEILLE, LMA UMR 7031, MARSEILLE, FRANCE