

Fractal-based belief entropy

Qianli Zhou, Yong Deng*

Abstract—The total uncertainty measurement of basic probability assignment (BPA) in evidence theory has always been an open issue. Although many scholars have put forward various measures and requirements of bodies of evidence (BoE), none of them are widely recognized. So in order to express the uncertainty in evidence theory, transforming basic probability assignment (BPA) into probability distribution is a widely used method, but all the previous methods of probability transformation are directly allocating focal elements in evidence theory to their elements without specific transformation process. Based on above, this paper simulates the pignistic probability transformation (PPT) process based on the idea of fractal, making the PPT process and the information volume lost during transformation more intuitive. Then apply this idea to the total uncertainty measure in evidence theory. A new belief entropy called Fractal-based (FB) entropy is proposed, which is the first time to apply fractal idea in belief entropy. After verification, the new entropy is superior to all existing total uncertainty measurements.

Index Terms—Evidence theory; Fractal idea; Belief entropy; Pignistic probability transformation

I. INTRODUCTION

In traditional mathematical inquiry and reasoning, researchers usually transform uncertain information into a certain direction, and finally use a linear system to summarize the problem. But in reality, most systems are nonlinear [1]. In terms of time series, Lorenz [2] proposed chaos theory to unify nature thinking and quantitative analysis, and in terms of space, Mandelbrot [3] establish the fractal theory, which describes objective things with the perspective of fractional dimensions and mathematical methods. Through the way of human thinking, Zadeh proposed fuzzy theory [4] and achieved satisfactory results in the control of fuzzy systems. In information science, Dempster [5] proposes a multi-value mapping rate between the upper and lower probability intervals, and uses them to describe the degree of support in the proposition. After that, Shafer [6] summarizes Dempster's opinion and puts forward the evidence theory, which is a distribution that does not satisfy additivity and can represents a weaker distribution than the Bayesian distribution. Later on, Xiao [7], [8] proposes a new concept of complex evidence theory, and further presents a novel complex evidential quantum dynamical (CEQD) model, which makes use of its complex mass function to predict interference effect [9]. In the application of the above theories, the uncertainty of them is an essential issue. Zmeskal [10] proposes the entropy of fractal system based on fractal dimension. Ali proposes the fractal

order entropy in [11] and notes it in [12]. Wang [13] applies fractal theory in incomplete theory to measure the information growth. Deng [14] applied the splitting idea in fractal theory to evidence theory for the first time, and obtained the information volume of mass function.

Shannon [15] proposes an information entropy to quantify the uncertainty of probability distribution (PT). After that, many researchers study the entropy from other views [16]. As the generalization of probability theory, bodies of evidence (BoE) are used in evidence theory can express more uncertain information than probability distribution. It extends the n -dimensional PT to the power set (2^n). Therefore, in nonlinear systems, the use of evidence theory can better deal with uncertain information. It is used in many aspects such as fault diagnosis [17][18], degradation modeling [19], information fusion [20][21], pattern recognition [22], information transfer [23] and decision-making [24]. How to accurately measure the uncertainty of BoE has become the first issue to be considered. Therefore, how to reasonably measure the uncertainty of BoE is an open issue. In recent studies, researchers basically start from following three perspectives.

- P1:** (BPA) Deng proposes the Deng entropy in [25], which is the only entropy that has physical meaning in evidence theory. Cui et al. and Zhou et al. respectively improved Deng entropy in [26] and [27]. Francesco and Maria [28] propose the Deng eXtropy based on the eXtropy proposed by Frank et al. in [29].
- P2:** (Belief interval) Moral-Garcia et al. [30] think that the belief intervals have better performance than BPAs in expressing the uncertainty, so they propose the maximum entropy of belief intervals. Yager [31] and Hohle [32] respectively use belief function and plausibility function to calculate the uncertainty of BoEs.
- P3:** (Elements) Shahpari et al. [33] proposed a method according to pignistic transformation, but Abellán et al. indicate its limitations in [34]. Wang and Song [35] calculate the uncertainty of discord part and non-specificity part based on the elements' belief intervals. And Jiroušek et al. [36] and Pan et al. [37] express the discord part's uncertainty by elements and utilize mass function to calculate the non-specificity of BoEs.

Facing these numerous methods, how to test the accuracy of them is significant. Yager [31] points out that the BoE not only contains the **discord** between elements, but contains the **non-specificity** of distribution as well. Abellán [38] and Kiler [39] put forward ten properties requirements for BoEs' uncertainty measure (UM). Some of these properties are

Yong Deng is with Institute of Fundamental and Frontier Science, University of Electronic Science and Technology of China, Chengdu, 610054, China. Email address: dengentropy@uestc.edu.cn; prof.deng@hotmail.com.

Qianli Zhou is with Institute of Fundamental and Frontier Science, University of Electronic Science and Technology of China. ORCID: <https://orcid.org/0000-0001-5087-3617>. Email address: zhouqianli@std.uestc.edu.cn

controversial, but these properties are indeed the mainstream testing methods. In this paper, a new belief entropy of BoE called fractal-based(FB) entropy based on the fractal idea is proposed. Compared with the previous method, it has a better performance in uncertainty measurement .

In addition to using BoE to directly process information in evidence theory, in order to better utilize the properties of linear systems (like PT), many scholars also choose to transform basic probability assignments (BPAs) into probability distributions and then process information. Smets [40] proposes the pignistic probability transformation (PPT), which is to transform multi-element subsets into singleton subsets by an averaging proportion and has satisfactory performance in decision-making [41]. Cobb [42] proposes a transformation method based on the plausibility function (Pl). Jiang et al. utilize the correlation coefficient of belief functions to propose a probability transformation in [43]. But the above methods are all direct transformation, whose transformation processes are not considered from dynamic perspective. In fact, the degeneration of information should be a process. In the process of geometric fractal, a pattern is continuously divided in one way, and finally a situation of partial and overall similarity is reached [44], which also can be used in information's transformation. Distributing information with the same proportion ultimately make the whole and part of the information similar. Based on above, this paper simulates the process of most used probability transformation method, pignistic probability transformation (PPT), utilizing the fractal idea.

In general, the structure of this article is as follows:

- The Section II mainly introduces the basic concepts of preliminary knowledge, such as evidence theory, bodies of evidence (BoE), pignistic probability transformation(PPT), and Deng entropy.
- In the Section III, we propose a process explanation of PPT, which makes the transformation of PPT more intuitively reasonable.
- Section IV is the core of this article. A new entropy based on fractal idea called fractal-based (FB) entropy is proposed, and its maximum distribution is shown. The evaluation of the new entropy based on the standards proposed by Abellán et al.[38] and Kiler[39] is carried out in the last part.
- Some unique advantages of fractal-based (FB) entropy are shown in SectionV by comparing with common methods. After verification, the FB entropy has been proven that be superior to all existing total uncertainty methods.

II. PRELIMINARIES

Uncertainty is unavoidable in the real world [45], [46]. Many researchers present various methods to model and handle the uncertainty, such as Z-number [47], D numbers [48], and intuitionistic fuzzy soft sets [49], which have been used in many fields, like medical diagnosis [50], evidential reasoning [51], [52], decision making [53], classification [19], etc. In this section, some preliminary knowledge is introduced to pave the way for our research.

A. Evidence theory

Definition 2.1 (BPA): For a finite set Θ with n elements, it can be written as $\Theta = \{\theta_1, \theta_2, \dots, \theta_n\}$, which is called an discernment framework in evidence theory. Its power set $X = \{\{\emptyset\}, \{\theta_1\}, \dots, \{\theta_n\}, \{\theta_1\theta_2\}, \dots, \{\theta_1\theta_n\}, \dots, \{\theta_1 \dots \theta_n\}\}$ has 2^n focal elements, and for all of them, the mass function called basic probability assignment(BPA) are used to express support of focal elements. They satisfy[5]:

$$m(\emptyset) = 0; \quad \sum_{A \in X} m(A) = 1; \quad m(A) \geq 0 \quad (1)$$

Because mass function or BPA is effective in the modeling of uncertainty, it has been extended to complex mass function [54].

Definition 2.2 (BoE): According to the Definition2.1, the body of evidence(BoE) is the set of all the focal elements[55].

$$(\beta, X) = \{(A, m(A)) | A \in X \text{ and } A \neq \emptyset\} \quad (2)$$

In addition to using mass function to represent the distribution of focal elements in the discernment framework, many scholars believe that belief intervals can more comprehensively reflect the uncertainty of information [56], [57].

Definition 2.3 (Belief interval): For a discernment framework $\Theta = \{\theta_1, \theta_2, \dots, \theta_n\}$, and its power set $X = \{\{\emptyset\}, \{\theta_1\}, \dots, \{\theta_n\}, \{\theta_1\theta_2\}, \dots, \{\theta_1\theta_n\}, \dots, \{\theta_1 \dots \theta_n\}\}$, the belief function and plausibility function of focal elements is defined as [6]:

$$\begin{aligned} Bel(A) &= \sum_{B \subseteq A} m(B) = 1 - Pl(\bar{A}), \\ Pl(A) &= \sum_{B \cap A \neq \emptyset \text{ and } B \subseteq X} m(B) = 1 - Bel(\bar{A}). \end{aligned} \quad (3)$$

It is obvious that the $Bel(A) \leq Pl(A)$, and the belief interval of focal element A is $[Bel(A), Pl(A)]$.

The above two methods in Definition2.1 and 2.3 are usually used to calculate the uncertainty of information in evidence theory. Next, some common probability transformation methods are shown.

B. Transforming BPA to probability distribution

Definition 2.4 (PPT): For a discernment framework $\Theta = \{\theta_1, \theta_2, \dots, \theta_n\}$. Its power set is X and the BoE of $X = \{\{\emptyset\}, \{\theta_1\}, \dots, \{\theta_n\}, \{\theta_1\theta_2\}, \dots, \{\theta_1\theta_n\}, \dots, \{\theta_1 \dots \theta_n\}\}$ is $(\beta, X) = \{(A, m(A)) | A \in X \text{ and } A \neq \emptyset\}$. Its pignistic probability transformation(PPT) called $P_B^\Theta(\Theta)$ is defined as [40]:

$$P_B^\Theta(\theta_i) = \sum_{\theta_i \in A \text{ and } A \in X} \frac{1}{|A|} \frac{m(A)}{1 - m(\emptyset)}, \quad (4)$$

where $|A|$ is the cardinality of focal element A .

The PPT proposed by Smets can remain the uncertainty of information to the greatest extent, but it cannot be unified in the combination operation of evidence theory and probability theory [58]. Cobb [42] proposed a transformation method based on plausibility function, which can has better performance in data fusion.

Definition 2.5 (PPF): For a discernment framework $\Theta = \{\theta_1, \theta_2, \dots, \theta_n\}$. Its plausibility function set Pl_m is $Pl_m(\Theta) = \{Pl_m(\theta_1) \dots Pl_m(\theta_n)\}$. Its plausibility probability function (PPF) called $Pl_P_m(\Theta)$ is defined as [42]:

$$Pl_P_m(\theta_i) = \frac{Pl_m(\theta_i)}{\sum_{j=1}^n Pl_m(\theta_j)} \quad (5)$$

In addition, common probability transformation methods in [59], [60] and [61], which respectively proposed by Cuzzolin, Daniel and Li et al. These methods can be applied in different positions to achieve more reasonable decision-making effects.

C. Uncertainty measure (UM) in evidence theory

Definition 2.6 (UM): For a discernment framework $\Theta = \{\theta_1, \theta_2, \dots, \theta_n\}$. Its power set is $X = \{\{\emptyset\}, \{\theta_1\}, \dots, \{\theta_n\}, \{\theta_1\theta_2\}, \dots, \{\theta_1\theta_n\}, \dots, \{\theta_1 \dots \theta_n\}\}$. BoE is $(\beta, X) = \{(A, m(A)) | A \in X \text{ and } A \neq \emptyset\}$. PPT is $P_\beta^\Theta(\theta_i) = \sum_{\theta_j \in A \text{ and } A \in X} \frac{1}{|A|} \frac{m(A)}{1-m(\emptyset)}$. PPF is $Pl_P_m(\theta_i) = \frac{Pl_m(\theta_i)}{\sum_{j=1}^n Pl_m(\theta_j)}$. Based on above, some common UM methods' equation, maximum distribution and methodologies in evidence theory are shown in Table I.

III. THE FRACTAL-BASED PROCESS OF PPT

A. Consider PPT from fractal perspective

The traditional fractal theory is to divide the same part into a whole, and the final result has the similarity between the whole and the part. The entropy change in time due to the fractal geometry is assimilated to the information growth through the scale refinement. Wang pointed out in [71] that as the number of fractals increases, the incomplete information volume is also increasing. But in evidence theory, the increase of information volume means the uncertainty of the discernment framework growth, which is not conducive to decision-making. However, if we only consider the whole and part similarities in fractal theory, then there can be a more reasonable explanation for the way BoE is transformed into probability theory based on PPT.

As the generalization of probability theory, evidence theory extends the n -dimensional probability distribution to 2^n -dimensions. Intuitively, to transform a group of BoE into a probability distribution, each piece of evidence should be redistributed to its **power set** in an appropriate proportion. For a discernment framework $\Theta = \{\theta_1 \dots \theta_n\}$, it is distributed in its power set as Figure 1.

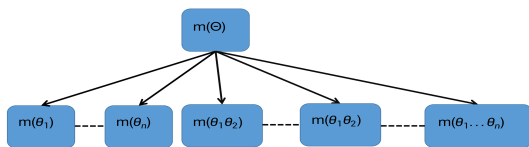


Fig. 1: Divide $m(\Theta)$ into its power set

For all focal elements in BoE, if their power sets are split infinitely at the same proportion, the final mass functions are concentrated in single element subsets, which is equivalent to

a probability distribution. For the three-element discernment framework $\Theta = \{A, B, C\}$, the iterations' process is shown in the Figure 2.

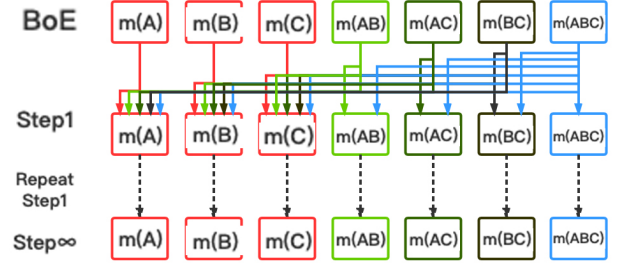


Fig. 2: The iteration process of BoE transformed to probability distribution

B. The process of PPT

According to the Equation 4 and the Figure 2, we can consider PPT as all focal elements in BoE equally divided into its power sets and iterating countless times. The pseudo-code of it is shown in Algorithm 1, and some cases in Example 3.1 display the process intuitively.

Algorithm 1 Fractal-based PPT

Require: Body of evidence $\rightarrow (\beta, X) = \{(A, m(A)) | A \in X \text{ and } A \neq \emptyset\}$;
Ensure: PPT of (β, X) ;
1: **repeat**
2: **for** each $A \subseteq X$ **do**
3: $m_{temp}(A) = \frac{m(A)}{2^{|A|}-1}$;
4: **for** each $B \subseteq A$ and $|B| > |A|$ **do**
5: $m_{temp}(B) = \frac{m(B)}{2^{|B|}-1}$;
6: $m(A) = m_{temp}(A) + m_{temp}(B)$;
7: **end for**
8: **end for**
9: **until** $\forall |A| > 1 \ m(A) < 10^{-8}$ **return** (β, X)

Example 3.1: For a discernment framework $\Theta = \{\theta_1, \theta_2, \theta_3\}$, some cases of its BPAs and their PPTs are shown in Table II. According to the Algorithm 1, the elements' processes of PPT of cases is shown in Figure 3.

By observing Example 3.1, we can find that PPT is not simply focal elements evenly distributing, but the result of multi-element focal elements constantly being evenly distributed according to their own power sets.

C. Discussion of fractal-based PPT's process

PPT is the transformation method which maintains the maximum uncertainty in the probability transformation. The result is that all elements in the multi-element subset are equally distributed. Intuitively speaking, it is a reasonable process to continuously and equally distribute the mass function according to the number of power sets, and finally get the PPT result. However, as long as the proportions of the elements are the same each time, the PPT result can be obtained in the end. Suppose a discernment framework $\Theta = \{\theta_1, \theta_2, \theta_3\}$,

TABLE I: Common UM in evidence theory of Definition2.6

Item	UM expression	Maximum distribution	Maximum	Remark
AU measure[62]	$\max_{\mathcal{P}_{Bel}} [-\sum_{i=1}^n p(\theta_i) \log p(\theta_i)]$	$P_B^\Theta(\theta_i) = \frac{1}{ \Theta }$	$\log(\Theta)$	Mass function; Belief interval
Hohle's UM [32]	$C_H(\Theta) = -\sum_{A \in X} m(A) \log Bel(A)$	$m(\theta_i) = \frac{1}{ \Theta }$	$\log(\Theta)$	Mass function; Bel function
Hartley entropy [63]	$E_{DP}(\Theta) = -\sum_{A \in X} m(A) \log A $	$m(\Theta) = 1$	$\log(\Theta)$	Mass function; Cardinality
Kilr et al.'s UM[64]	$S_{KP}(\Theta) = -\sum_{A \in X} m(A) \log \sum_{B \in X} m(B) \frac{ A \cap B }{ B }$	$m(\theta_i) = \frac{1}{ \Theta }$	$\log(\Theta)$	Mass function; Cardinality
Wang& Song's UM [35]	$SU(\Theta) = \sum_{i=1}^n [-\frac{Pl(\theta_i) + Bel(\theta_i)}{2} \log \frac{Pl(\theta_i) + Bel(\theta_i)}{2} + Pl(\theta_i) - Bel(\theta_i)]$	$Bel(\theta_i) = 0;$ $Pl(\theta_i) = 1$	$ \Theta $	Belief interval; Elements
Deng entropy[65]	$E_d(\Theta) = -\sum_{A \in X} m(A) \log \frac{m(A)}{2^{ A }-1}$	$m(A) = \frac{2^{ A }-1}{\sum_{A \in X} 2^{ A }-1}$	$\frac{2^{ \Theta }-1}{3^{ \Theta }-2^{ \Theta }}$	Mass function; power set
Zhao et al.'s entropy[66]	$H_{inter}(\Theta) = -\sum_{i=1}^n \frac{Pl(\theta_i) + Bel(\theta_i)}{2} \log \frac{Pl(\theta_i) + Bel(\theta_i)}{2} e^{-\frac{Pl(\theta_i) - Bel(\theta_i)}{2}} - \sum_{A \neq \theta_i \cap A \in X} m(A) \log \frac{m(A)}{2^{ A }-1} e^{-\frac{Pl(\theta_i) - Bel(\theta_i)}{2}}$	—	—	Mass function; Belief interval; Power set
Pan et al.'s entropy[37]	$H_{PQ}(\Theta) = \sum_{A \in X} -m(A) \log(\sum_{\theta_i \in A} Pl_{P_m}(\theta_i)) + m(A) \log(A)$	—	—	Mass function; Cardinality; Hartley entropy; Pl function
Jiroušek's entropy[43]	$H_{JS}(\Theta) = \sum_{A \in X} m(A) \log(A) - \sum_{i=1}^n Pl_{P_m}(\theta_i) \log Pl_{P_m}(\theta_i)$	$m(\Theta) = 1$	$2 \log(\Theta)$	Mass function; Cardinality; Elements; Pl function
Ambiguity measure[67]	$H_j(\Theta) = -\sum_{i=1}^n P_B^\Theta(\theta_i) \log(P_B^\Theta(\theta_i))$	$P_B^\Theta(\theta_i) = \frac{1}{ \Theta }$	$\log(\Theta)$	Elements; Cardinality; Mass function
Tang et al.'s entropy [68]	$E_{ud} = -\sum_{A \subseteq X} \frac{ A m(A)}{ X } \log \frac{m(A)}{2^{ A }-1}$	—	—	Mass function; Cardinality; Power set
Pal et al.'s entropy [69]	$E_p = -\sum_{A \subseteq X} m(A) \log \frac{m(A)}{ A }$	$m(\Theta) = 1$	$\log(\Theta)$	Mass function; Cardinality
Li et al.'s entropy [70]	$H_{B\&F} = -\sum_{A \subseteq X} m(A) \log \frac{m(A)}{ A \Theta }$	$m(\Theta) = 1$	$ \Theta \log(\Theta)$	Mass function; Cardinality

TABLE II: BPAs and their PPT in Example 3.1

Case	BPA	PPT
Case1	$m(\theta_1 \theta_2 \theta_3) = 1$	$P_B^\Theta(\theta_1) = P_B^\Theta(\theta_2) = P_B^\Theta(\theta_3) = 0.3333$
Case2	$m(\theta_1) = 0.1; m(\theta_2) = 0.2; m(\theta_2 \theta_3) = 0.4; m(\theta_1 \theta_2 \theta_3) = 0.3$	$P_B^\Theta(\theta_1) = 0.2; P_B^\Theta(\theta_2) = 0.5; P_B^\Theta(\theta_3) = 0.3$
Case3	$m(\theta_1 \theta_2) = 0.5; m(\theta_2 \theta_3) = 0.5$	$P_B^\Theta(\theta_1) = 0.25; P_B^\Theta(\theta_2) = 0.5; P_B^\Theta(\theta_3) = 0.25$
Case4	$m(\theta_1 \theta_2) = m(\theta_2 \theta_3) = m(\theta_3) = 0.3333$	$P_B^\Theta(\theta_1) = 0.1667; P_B^\Theta(\theta_2) = 0.3333; P_B^\Theta(\theta_3) = 0.5$

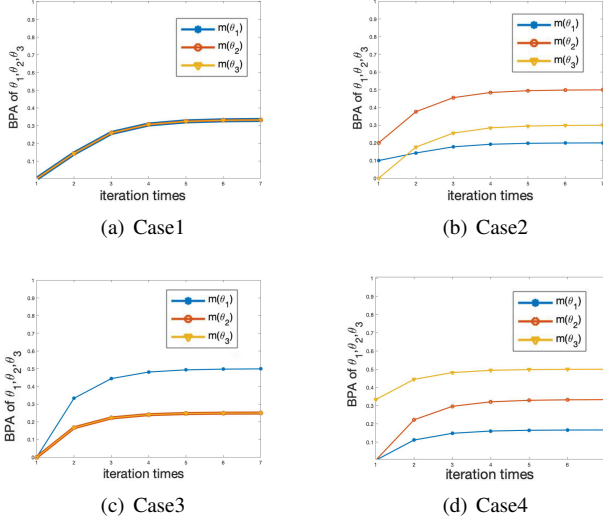


Fig. 3: PPT's process of Cases in Example 3.1

and $m(\Theta) = 1$. When dividing the power set of Θ with $1 : 1 : 1 : 1 : 1 : 1 : 1 : 1$; $1 : 1 : 1 : 1 : 2 : 2 : 2 : 4$ and $1 : 1 : 1 : 3 : 3 : 3 : 7$, the process of PPT is shown in Figure 4, where solid line is the result of equal distribution, and the dashed line is the result of other proportions. According to the Figure 4, we can find that there are many paths that can be explained as the process of PPT, but from the fractal perspective, only when the distribution is evenly distributed, the whole and the part of the distribution are the most similar. Therefore, we think that the equal distribution of power sets is the optimal PPT's process.

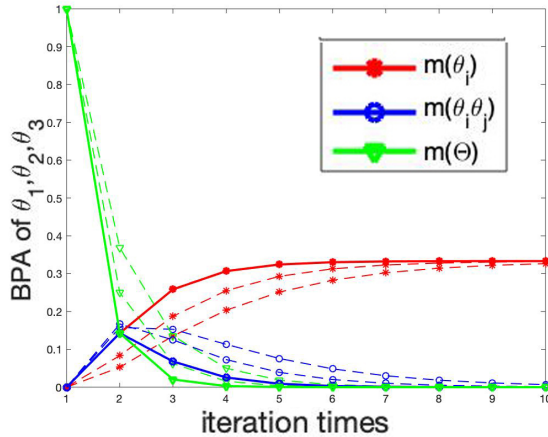


Fig. 4: PPT's process under different proportions

In this section, we propose the fractal-based process of PPT, which makes PPT more intuitive in probability transformation. Similarly, applying this distribution method to the uncertainty measurement of BoE can also have satisfactory performance.

IV. FRACTAL-BASED BELIEF ENTROPY

A new belief entropy called fractal-based(FB) entropy is proposed in this section. It can not only measure the uncer-

tainty of BoEs, but also make its maximum entropy distribution correspond to solving actual physical problems.

A. Fractal-based belief entropy

Definition 4.1 (FB entropy): For a discernment framework $\Theta = \{\theta_1, \dots, \theta_n\}$, its BoE is $(\beta, X) = \{(A, m(A)) | A \in X \text{ and } A \neq \emptyset\}$. The fractal-based entropy $E_{FB}(\Theta)$ is defined as

$$E_{FB}(\Theta) = - \sum_{A \subseteq \Theta (A \in X)} m_F(A) \log m_F(A), \quad (6)$$

where

$$m_F(A) = \frac{m(A)}{2^{|A|} - 1} + \sum_{A \subseteq B \cap |A| < |B|} \frac{m(B)}{2^{|B|} - 1}. \quad (7)$$

By observing the Equation 7, we can find that $m_F(A)$ is obtained by one-step equally distributing. Because probability theory describes n-dimensional events in n dimension and evidence theory describes n-dimensional events in $(2^n - 1)$ dimension, the purpose of fractal changes is to drop BoE to the dimension of probability distribution. This allows m_F to have the properties of probability, but it is not a probability distribution or a BPA.

The BoE after one-step fractal changes is called fractal-based BoE (FBBBoE), which is the manifestation of BoE in the dimension of probability distribution. The FBBBoE has not only the properties of probability distribution, but the information of BoE as well.

Definition 4.2 (FBBBoE): For a discernment framework $\Theta = \{\theta_1, \dots, \theta_n\}$, its BoE is $(\beta, X) = \{(A, m(A)) | A \in X \text{ and } A \neq \emptyset\}$. The fractal-based BoE(FBBBoE) (β, X_F) is defined as

$$(\beta, X_F) = \{(A, m_F(A)) | A \in X \text{ and } A \neq \emptyset\}. \quad (8)$$

From a system perspective, it is to transform the nonlinear BoE into a linear FBBBoE, so that it can be better measured by mathematical tools. Therefore, when we deduce the properties of evidence theory by the properties of probability theory, we should use the fractal-based BoE (β, X_F) to compare with probability distribution instead of BoE (β, X) .

B. The Maximum FB entropy and its physical meaning

Definition 4.3 (Maximum FB entropy): For a discernment framework $\Theta = \{\theta_1, \dots, \theta_n\}$, its BoE is $(\beta, X) = \{(A, m(A)) | A \in X \text{ and } A \neq \emptyset\}$. The maximum fractal-based entropy $E_{FB}^\uparrow(\Theta)$ is

$$E_{FB}^\uparrow(\Theta) = \log(2^n - 1) \text{ if and only if } m(\Theta) = 1. \quad (9)$$

Proof. Let

$$E = - \sum_{A \subseteq \Theta} m_F(A) \log m_F(A), \quad (10)$$

and according to Equation 7, it is obvious that $\sum_{A \subseteq \Theta} m_F(A) = 1$. So the Lagrange function can be denoted as

$$E_0 = - \sum_{A \subseteq \Theta} m_F(A) \log m_F(A) + \lambda (\sum_{A \subseteq \Theta} m_F(A) - 1), \quad (11)$$

and calculate its gradient

$$\frac{\partial E_0}{\partial m_F(A)} = -\log m_F(A) - \frac{1}{\ln a} + \lambda = 0. \quad (12)$$

For all $A \subseteq \Theta$

$$\log m_F(A) = -\frac{1}{\ln a} + \lambda = k, \quad (13)$$

so when $m_F(A) = \frac{1}{|X|} = \frac{1}{2^{|\Omega|-1}}$ and $m(\Theta) = 1$, the $E_{FB}(\Theta)$ reaches the maximum.

The maximum Shannon entropy called information volume and its probability distribution can solve real physical problems in practical applications. As the generalization of the Shannon entropy, the maximum FB entropy also has a corresponding physical model in reality, which are shown in Example 4.1.

Example 4.1 (Physical model of maximum FB entropy): Assuming there are 64 teams participating in the competition, the organizer has the results of each team. We can ask the organizer whether some teams include the champion, and the organizer's answer is only yes or no.

Q: How many times we inquiring can find the champion?

Case1: All teams can only have one highest score/champion, and no team's score/rank can be repeated.

A1: This Case can be solved with the maximum Shannon entropy and its distribution. Because each team has the same probability of winning the championship, and only one team can win the championship. For each team, they have two results(yes/no) about the championship, so the Shannon entropy is calculated by the log function with base 2, and the maximum Shannon entropy (uniform distribution) is $\log_2 64 = 6$. So we can know which team is the champion by inquiring 6 times.

Case2: All teams can reach the highest score / win the championship at the same time, and their score/rank can be repeated.

A2: Because the specific number of champions is unknown, the probability distribution can not express this case. However, In evidence theory, it corresponds to $m(\Theta) = 1$, which is the maximum distribution of FB entropy. So it can be expressed by the maximum FB entropy distribution of the log function with base 2, and the result is $\log_2(2^{64}-1) \approx 64$. The difference between Case1 and Case2 is that there can be more than one champion, so according to the result of the maximum Shannon entropy, we can not find all the champions by inquiring 6 times. Each team must be inquired in order whether it is a champion, which equals to 64 times, and it is the result of the maximum FB entropy.

In [65], Deng also proposes the similar physical meaning by Deng entropy, but the result of Case2 doesn't correspond to the maximum Deng entropy, so the FB entropy is more intuitive in solving this question.

C. Evaluation of the properties of FB entropy

Kiler propose 6 requirements of uncertainty measurement(UM) in [39]. Though some of them are controversial, they still can evaluate the BoE's UM in certain extent, which are displayed in Propositions 4.1- 4.6. Unlike Kiler stipulating the properties' requirements from the perspective of mathematical operations, Abellàn et al. supplement 4 new requirements for UM in terms of intuition and shapes in [38] and [30]. Propositions 4.7- 4.10. Among them, \heartsuit represents that FB entropy satisfies this proposition, and \spadesuit represents that FB entropy does not satisfy this proposition.

For a discernment framework $\Theta = \{\theta_1, \theta_2, \dots, \theta_n\}$, its BoE is $(\beta, X) = \{(A, m(A)) | A \in X \text{ and } A \neq \emptyset\}$ and its fractal-based BoE is $(\beta, X_F) = \{(A, m_F(A)) | A \in X \text{ and } A \neq \emptyset\}$.

Proposition 4.1 (Probabilistic consistency(\heartsuit)): When the mass functions of multi-element focal elements in BoE are all equal to 0, the UM of BoE should be equal to the value calculated by substituting BoE into the Shannon entropy.

Proof. According to the Equation 6 and 7, when $\forall A \in X$, $|A| = 1$, the $m_F(A) = m(\theta_i)$, and the

$$\begin{aligned} E_{FB}(\Theta) &= - \sum_{A \in X} m_F(A) \log m_F(A) \\ &= - \sum_{i=1}^n m(\theta_i) \log m(\theta_i) = H(\Theta). \end{aligned} \quad (14)$$

So the FB entropy satisfies the Proposition 4.1.

Proposition 4.2 (Set consistency(\spadesuit)): For a focal element A satisfying $A \subseteq \Theta$ and $m(A) = 1$, its UM is equal to Hartley measure $E(\Theta) = \log |A|$.

Proof. Supposing $n = 3$ and $m(\Theta) = 1$, The FB entropy is

$$E_{FB}(\Theta) = \log(2^n - 1) \neq \log |\Theta| = E(\Theta). \quad (15)$$

So the FB entropy doesn't satisfy the Proposition 4.2.

Explanation. In probability theory, when the number of events is n , $H^\uparrow(\Theta) = \log(n)$ represents the information volume(maximum Shannon entropy), and the probability distribution is uniform distribution. In evidence theory, when the number of elements is n , $E_{FB}^\uparrow(\Theta) = \log(2^n - 1)$ expresses not only the uncertainty of the results of the discernment framework, but also the uncertainty of the distribution of the elements, and for the $m(\Theta) = 1$, the $E_{FB}^\uparrow(\Theta) - H^\uparrow(\Theta)$ means the uncertainty of non-specificity. Therefore, under cases of Proposition 4.2, the $E(\Theta) > \log |A|$ is more reasonable. Figure 5 shows the trend of $E_{FB}^\uparrow(\Theta)$, $H^\uparrow(\Theta)$ [15], $SU^\uparrow(\Theta)$ [35], $E_d^\uparrow(\Theta)$ [25] and $H_{JS}^\uparrow(\Theta)$ [36], when $|\Theta| = 2 \rightarrow 10$.

Proposition 4.3 (Monotonicity(\heartsuit)): For a UM method, it is supposed to consider the consistency of information. If two BoEs (β, X) and (β, Y) in $\{\Theta\}$ have following relationship: $(\beta, X) \subseteq (\beta, Y)$, the UM of them should satisfy $UM(X) \leq UM(Y)$.

Proof. Luo et al. [72] proposes a widely used method of BoE's negation. For a discernment framework $\Theta = \{\theta_1, \theta_2\}$, its process of negation in 10 times is shown in Table III, and the trends of $E_{FB}(\Theta)$, $SU(\Theta)$ [35], $E_d^\uparrow(\Theta)$ [73] and $H_{JS}^\uparrow(\Theta)$ [36] are shown in Figure 6. According to them, we can find

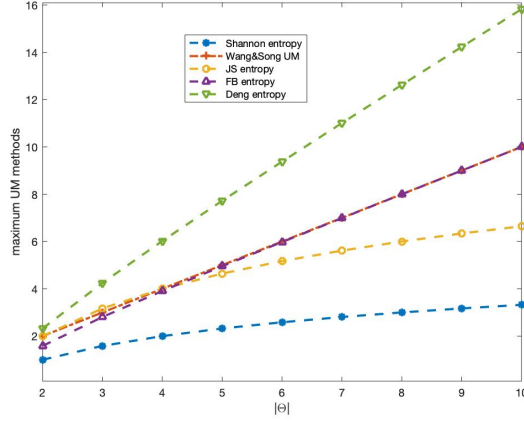


Fig. 5: The maximum trend of common UM methods

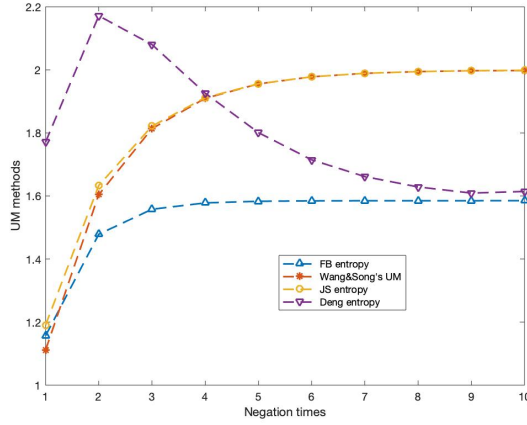


Fig. 6: The Monotonicity of common UM methods

that the $E_{FB}(\Theta)$, $SU(\Theta)$ and $H_{JS}^\uparrow(\Theta)$ satisfy the Proposition 4.3.

TABLE III: The process of negation of $\{\Theta\}$

Times	1	2	3	4	5
$m(x_1)$	0.6000	0.0500	0.1500	0.0125	0.0375
$m(x_2)$	0.1000	0.3000	0.0250	0.0750	0.0063
$m(x_1x_2)$	0.3000	0.6500	0.8250	0.9125	0.9562
Times	6	7	8	9	10
$m(x_1)$	0.0031	0.0094	0.0008	0.0023	0.0002
$m(x_2)$	0.0187	0.0016	0.0047	0.0004	0.0012
$m(x_1x_2)$	0.9781	0.9891	0.9945	0.9973	0.9986

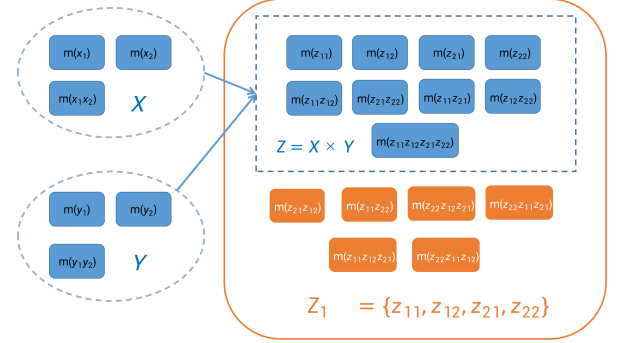
Proposition 4.4 (Range(♠)): The range of UM methods are supposed to satisfy the $[0, \log(|\Theta|)]$

Proof. If $m(\theta_i) = 1$, the FB entropy reaches the minimum 0. So the $E_{FB}^\downarrow(\Theta) = 0$. In the Definition9, we have proven that the $E_{FB}^\uparrow(\Theta) = \log(2^n - 1)$. Based above, the FB entropy doesn't satisfy the Proposition 4.4.

Proposition 4.5 (Additivity(♡)): Suppose X , Y and Z are 3 discernment frameworks. Among them, X and Y are independent, and $Z = X \times Y$. The UM should satisfy

$$UM(Z) = UM(X) + UM(Y). \quad (16)$$

Proof. Suppose $X = \{x_1, x_2\}$ and $Y = \{y_1, y_2\}$, and the $Z = \{z_{11}, z_{12}, z_{21}, z_{22}\}$ has $2 \times 2 = 4$ elements, whose BoE has $3 \times 3 = 9$ mass functions. But for the $Z_1 = \{z_{11}, z_{12}, z_{21}, z_{22}\}$, its BoE has $2^4 - 1 = 15$ mass functions. The specific distributions are shown in Figure 7. According

Fig. 7: the BoE of Z and Z_1

to the Equation6 and 7, we utilize the fractal idea to drop the $(2^n - 1)$ -dimension of power set to the n -dimension, and then calculating its entropy. In this cases, the dimension of $\{Z\}$ is less than dimension of $\{Z_1\}$, so we can not substitute them to Equation6 directly. Based above, the m_F in FB entropy of joint $\{Z = X \times Y\}$ m_{Fc} is defined as

$$m_{Fc}(C) = \frac{m(C)}{(2^{|A|} - 1)(2^{|B|} - 1)} + \sum_{C \subseteq F \cap |C| < |F|} \frac{m(F)}{(2^{|D|} - 1)(2^{|E|} - 1)}, \quad (17)$$

where $m(C) = m(A) \times m(B)$, $m(F) = m(D) \times m(E)$ and $A \subseteq D \subseteq X$, $B \subseteq E \subseteq Y$. According to the Equation 7, we can get

$$\begin{aligned} m_{Fc}(C) &= m_{Fc}(A) \times m_{Fc}(B) \\ &= \left[\frac{m(A)}{2^{|A|} - 1} + \sum_{A \subseteq D \cap |A| < |D|} \frac{m(D)}{2^{|D|} - 1} \right] \\ &\quad \times \left[\frac{m(B)}{2^{|B|} - 1} + \sum_{B \subseteq E \cap |B| < |E|} \frac{m(E)}{2^{|E|} - 1} \right] \\ &= \frac{m(A)m(B)}{(2^{|A|} - 1)(2^{|B|} - 1)} + \frac{m(A)}{2^{|A|} - 1} \\ &\quad \times \sum_{B \subseteq E \cap |B| < |E|} \frac{m(E)}{2^{|E|} - 1} + \frac{m(B)}{2^{|B|} - 1} \\ &\quad \times \sum_{A \subseteq D \cap |A| < |D|} \frac{m(D)}{2^{|D|} - 1} + \sum_{A \subseteq D \cap |A| < |D|} \frac{m(D)}{2^{|D|} - 1} \\ &\quad \times \sum_{B \subseteq E \cap |B| < |E|} \frac{m(E)}{2^{|E|} - 1}. \end{aligned} \quad (18)$$

$m_{Fc}(C)$ is a joint mass function. So when two focal elements from the two BoEs to make up a joint mass function such as $m_{Fc}(C)$, as long as one focal element is a high-dimensional mass function, then their joint focal element must be a high-dimensional mass function. Based above, in the Equation19, the $\frac{m(A)}{2^{|A|} - 1} \sum_{B \subseteq E \cap |B| < |E|} \frac{m(E)}{2^{|E|} - 1}$ and $\frac{m(B)}{2^{|B|} - 1} \sum_{A \subseteq D \cap |A| < |D|} \frac{m(D)}{2^{|D|} - 1}$ can be written as $\sum_{C \subseteq F \cap |C| < |F|} \frac{m(F)}{(2^{|D|} - 1)(2^{|E|} - 1)}$, which is corresponding

to the Equation17. Substituting them back to Equation19, we can get

$$m_{Fc}(A) \times m_{Fc}(B) = \frac{m(C)}{(2^{|A|} - 1)(2^{|B|} - 1)} + \sum_{C \subseteq F \cap |C| < |F|} \frac{m(F)}{(2^{|D|} - 1)(2^{|E|} - 1)} = m_{Fc}(C). \quad (19)$$

And then, we prove the additivity,

$$\begin{aligned} E_{FB}(Z) &= - \sum_{C \subseteq Z} m_{Fc}(C) \log m_{Fc}(C) \\ &= - \sum_{A \subseteq X} \sum_{B \subseteq Y} m_{Fc}(A) m_{Fc}(B) \log m_{Fc}(A) m_{Fc}(B) \\ &= - \sum_{A \subseteq X} \sum_{B \subseteq Y} m_{Fc}(A) m_{Fc}(B) \log m_{Fc}(A) \\ &\quad - \sum_{A \subseteq X} \sum_{B \subseteq Y} m_{Fc}(A) m_{Fc}(B) \log m_{Fc}(B) \\ &= - \sum_{A \subseteq X} m_{Fc}(A) \log m_{Fc}(A) - \sum_{B \subseteq Y} m_{Fc}(B) \log m_{Fc}(B) \\ &= E_{FB}(X) + E_{FB}(Y). \end{aligned} \quad (20)$$

So the FB entropy satisfies the Proposition 4.5

Proposition 4.6 (Subadditivity(♡)): Suppose X , Y and Z are 3 discernment frameworks. And $Z = X \times Y$. The UM should satisfy

$$UM(Z) \leq UM(X) + UM(Y). \quad (21)$$

Proof.

Case1: If the BoEs of X and Y are independent, the $E_{FB}(Z) = E_{FB}(X) + E_{FB}(Y)$ is demonstrated in Proposition 4.5.

Case2: If the BoEs of X and Y are not independent, when they are combined into a joint BPA, they obtain information from each other's BOE, which can reduce the uncertainty of the joint BPA. So $E_{FB}(Z) < E_{FB}(X) + E_{FB}(Y)$.

According to these csases, we can prove that the FB entropy satisfies the Proposition 4.6.

Proposition 4.7 (RB1(♡)): The calculation process of UM cannot be too complicated.

Proof. According to Equation6 and 7, it can be known that the computational complexity of the new method is relatively low. It is obvious that its complexity is lower than Zhao et al.'s method in TableI and the method proposed by Moral-Garcia and Abellàn in [30].

Proposition 4.8 (RB2(♡)): UM can be split into the measurement of discord and non-specificity.

Proof. FB entropy is different from other methods such as Deng entropy [25], SU [35] and JS entropy [36], because it cannot clearly distinguish discord and non-specificity in Equation 6. But for a certain BoE, it can be split into these two parts. In the PPT process introduced in SectionIII, it indicates that according to the fractal idea, as the mass functions of the focal elements are evenly distributed to their own power sets, BPAs finally become the probability distribution of PPT after

infinite iterations. Yager pointed out in [31] that non-specificity is a unique characteristic of evidence theory, so the lost uncertainty in probability transformation is non-specificity. And for the discord, substituting PPT into the Shannon entropy, which is the ambiguity measure [67]. Based on above, their relationship is shown in Figure8, so the specific equations of discord E_{FB}^D and non-specificity E_{FB}^N are as follows:

[Discord]

$$E_{FB}^D(\Theta) = H_j(\Theta) = - \sum_{i=1}^n P_B^\Theta(\theta_i) \log(P_B^\Theta(\theta_i));$$

[Non-specificity]

$$\begin{aligned} E_{FB}^N(\Theta) &= E_{FB}(\Theta) - E_{FB}^D(\Theta) \\ &= \sum_{i=1}^n P_B^\Theta(\theta_i) \log(P_B^\Theta(\theta_i)) - \sum_{A \subseteq \Theta} m_F(A) \log m_F(A). \end{aligned} \quad (22)$$

So FB entropy directly measures the total uncertainty of

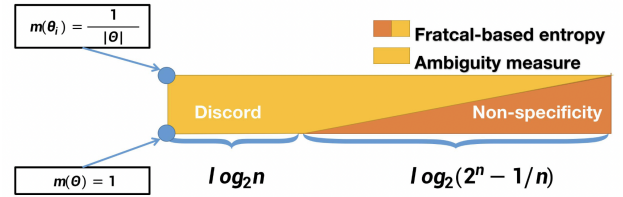


Fig. 8: The relationship of FB entropy and its discord & non-specificity measure

BoE, and can directly measure the discord part after loss non-specificity. It not only includes the measurement of the two parts, but also does not need to allocate the proportion of the two parts in the total uncertainty measure, which is better than all the previous methods. FB entropy meets the Proposition4.8 are proven.

Proposition 4.9 (RB3(♡)): When the BoE changes, UM must be sensitive to intuitionistic changes.

Proof. We use Example 4.2 to prove this proposition. According to it, we can obviously find that the FB entropy has sensitive and reasonable change when the BoE take different values, so the FB entropy satisfies the Proposition 4.9.

Example 4.2: For a discernment framework $\Theta = \{x_1, x_2\}$, its BoE is $(\beta, X) = \{(\{x_1\}, m(x_1)), (\{x_2\}, m(x_2)), (\{x_1 x_2\}, m(x_1 x_2))\}$. When the $m(x_1)$ and $m(x_2)$ change in $[0 \rightarrow 1]$, the **discord** and **non-specificity** of (β, X) are shown in Figure 9 and 10. The Figure 11 and 12 respectively display the relationship of **discord** & **non-specificity** & **FB entropy** and its top view.

Proposition 4.10 (RB4(♡)): The proposed method is supposed to have corresponding model when meets more generalized theory than evidence theory.

Proof. According to the Equation6 and 7, the FB entropy is calculated by substituting dimensionality reduction mass functions to Shannon entropy. It not only retains the advantages of Shannon entropy measuring conflict, but also reasonably assigns focal elements to the mass function of the probability theory dimension. Therefore, when meeting a more

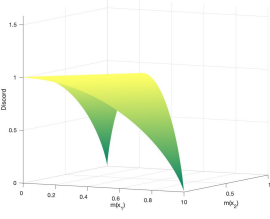


Fig. 9: Discord in Example 4.2

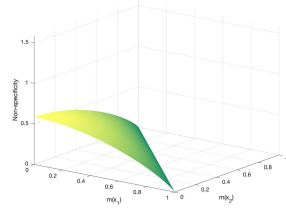


Fig. 10: Non-specificity in Example 4.2

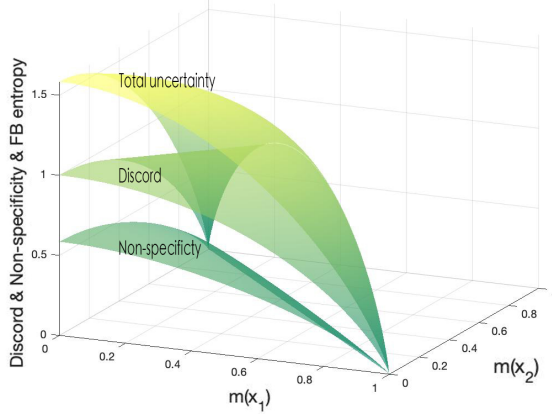


Fig. 11: The relationship of UM in Example 4.2

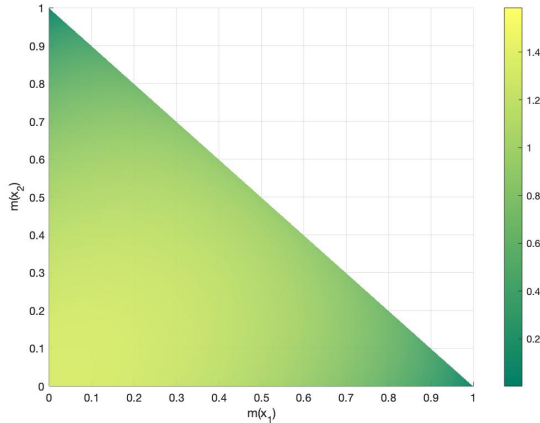


Fig. 12: The top view of UM in Example 4.2

generalized theory, we only need to distribute them evenly according to their dimensions to measure them, which must can be degenerated to evidence theory and probability theory. So the FB entropy satisfies the Proposition 4.10.

Through a series of proofs, diagrams and examples, we evaluated FB entropy with 10 properties. Among them, **set consistency** and **range** are not satisfied, but we give a reasonable explanations and prove the rationality of the new method. In summary, under the existing quantitative standards, FB entropy meets most of the requirements. However, the existing requirements cannot select the best total uncertainty

measurement in evidence theory, so in the next section, we utilize specific numerical examples to further verify the excellent performance of FB entropy.

V. EXPLORING THE PROPERTIES OF FB ENTROPY WITH NUMERICAL EXAMPLES

In this section, some numerical examples about FB entropy and common UM methods are listed. We use them to intuitively demonstrate the advantages of FB entropy and summarize its properties.

Example 5.1: For a discernment framework $\Theta = \{\theta_1, \dots, \theta_n\}$, The BoE is $(\beta, X) = \{(A, m(A)) | A \in X \text{ and } A \neq \emptyset\}$. Some Cases of its BPAs are shown in TableIV.

TABLE IV: The cases of BPAs in Example 5.1

Cases	BPAs
C1	$m(\theta_1\theta_2\theta_3\theta_4) = 1$
C2	$m(\theta_1\theta_2) = m(\theta_3\theta_4) = 0.25$
C3	$m(\theta_1\theta_2) = 0.4; m(\theta_3\theta_4) = 0.6$
C4	$m(\theta_1\theta_3) = 0.4; m(\theta_3\theta_4) = 0.6$
C5	$m(\theta_1) = m(\theta_2) = m(\theta_3) = m(\theta_4) = 0.25$
C6	$m(\theta_1\theta_2) = 0.2; m(\theta_3\theta_4) = 0.6; m(\theta_5\theta_6) = 0.2$
C7	$m(\theta_1\theta_2) = 0.2; m(\theta_2\theta_3) = 0.6; m(\theta_3\theta_6) = 0.2$
C8	$m(\theta_1\theta_2) = 0.2; m(\theta_2\theta_3) = 0.6; m(\theta_4\theta_6) = 0.2$
C9	$m(\theta_1\theta_2) = m(\theta_2\theta_3) = m(\theta_3\theta_4) = m(\theta_4\theta_1) = 0.25$
C10	$m(\theta_1\theta_2\theta_3) = m(\theta_2\theta_3\theta_4) = m(\theta_3\theta_4\theta_1) = m(\theta_4\theta_1\theta_2) = 0.25$

A. Comparison with Deng Entropy and its improved entropy

Deng proposes Deng entropy in [25], which is the first method to apply the number of power sets to the uncertainty measurement of BoE. And then Pan and Deng [74] expand the mass function to belief interval to improve the Deng entropy. Ozekan[75] compares it with Shannon entropy when meeting fuzzy information. Abellán[76] summarizes the properties of Deng Entropy and puts forward its problems in measurement uncertainty, which indicates that Deng entropy can not distinguish the same mass functions in different discernment frameworks. Zhou et al. [27] solve this problem by adding a coefficient of distinguishing elements for Deng entropy, and Zhao et al.[66] expand Zhou's method to belief interval. But for the FB entropy, it is solve by fractal idea, and the UM of Case3 and Case4 in Example V can display their differences.

TABLE V: The UM of Case3-4 in Example 5.1

Cases	E_d [25]	H_{Bel} [74]	E_{Md} [27]	H_{inter} [66]	E_{FB}
Case3	2.5559	2.5559	2.1952	5.9696	2.5559
Case4	2.5559	2.9952	2.0750	5.8303	2.0385

According to Table V, we can find that the first two methods produced counter-intuitive results, and the latter three methods solved this problem. Cui et al. [26] improve the Zhou's method by considering the scale of the discernment framework. Similarly, the FB entropy also solve this problem, and the results of them are shown in Table VI.

Besides, Moral-Garcia and Abellán critically evaluates the Deng entropy and its improved entropy by requirements in Section IV in [77], but FB entropy solve this problems. In

TABLE VI: The MU of Cases6-8 in Example 5.1

Cases	E_d [65]	E_{Md} [27]	E_{Cui} [26]	E_{FB}
Case6	2.9559	2.4750	2.1952	2.9559
Case7	2.9559	2.4750	2.9193	2.5232
Case8	2.9559	2.4750	2.9376	2.7396

summary, FB entropy can solve all counter-intuitive results of Deng entropy and its improved entropy. Moreover, the proposed method inherits the power set idea of Deng entropy and combines it with fractal idea, which means that when we perform dimensionality reduction operation on BoEs, we must not only split it reasonably, but also distribute it reasonably. Deng entropy only split them without redistribution, so it produces these counter-intuitive results.

B. Comparison with SU

The belief intervals also be used in uncertainty measurements in evidence theory, and Abellàn and Bossvè evaluation them in [78]. In SectionIV, the SU proposed by Wang and Song in [35] also satisfies the most requirements and shows similar trend with FB entropy in Figure 5. However, it produces unreasonable results in the measurement of discord and non-specificity. The Table VII shows the discord and non-specificity measure of SU & FB entropy of *Case1&2&5&9&10* in Table IV.

TABLE VII: The discord and non-specificity measure of SU & FB entropy in Example 5.1

Cases	SU [35]		E_{FB}	
	Discord	Non-specificity	Discord	Non-specificity
Case1	2.0000	2.0000	2.0000	1.9096
Case10	2.1226	1.5000	2.0000	1.6995
Case9	2.0000	1.0000	2.0000	0.9183
Case2	2.0000	1.0000	2.0000	0.5850
Case5	2.0000	0	2.0000	0

By observing the Table VII, we can find that the SU has unreasonable results in discord and non-specificity measurements. For the discord part, *Case1&2&5&9&10* are all the uniform distribution of elements, so the discord of them are supposed to be equal. And for the non-specificity part, the *Case2&9* produce the counter-intuitive results. In summary, the discord and non-specificity measurements of FB entropy have satisfactory performance.

C. Explanation in terms of physical model

Example 4.1 has introduced the maximum FB entropy and its BoEs corresponding physical model. On this basis, The BoE, which does not reach the maximum FB entropy, can also correspond to physical models. Considering the *Case1* in Table IV, the m_F and FB entropy of it is

$$\begin{aligned}
 m_F(\theta_1) &= m_F(\theta_2) = m_F(\theta_3) = \\
 m_F(\theta_4) &= m_F(\theta_1\theta_2) = m_F(\theta_3\theta_4) = \frac{1}{6}; \\
 E_{FB}(\Theta) &= -\frac{1}{6} \log_2 \frac{1}{6} = 2.5850.
 \end{aligned} \quad (23)$$

In the discernment framework of the same number of elements(*Case4*), the maximum FB entropy is 3.9559. Combined with the explanation in Example 4.1, the corresponding model is that when the number(distribution) of champions is uncertain, at least 4 times inquiries are required to find all champions. In this case, the corresponding physical model is that the champion must be in $\theta_1\theta_2$ or $\theta_3\theta_4$, so we only need to inquire 3 times to find all champions. The specific questions are as follows:

- Q1:** Are the champions in $\theta_1\theta_2$ or $\theta_3\theta_4$?
Q2: Is the champion θ_1 ? / Is the champion θ_3 ?
Q3: Is the champion θ_2 ? / Is the champion θ_4 ?

If combined with the Example 4.1, the uniform distribution of BPA corresponding to probability distribution is shown in the Figure 13.

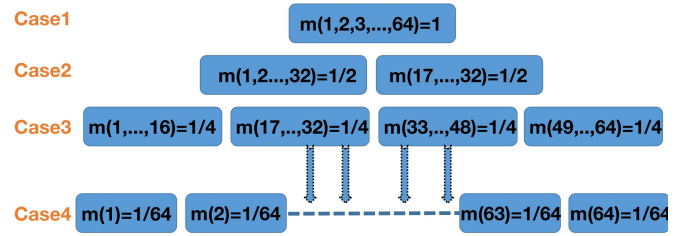


Fig. 13: The expand of Example 4.1

The Case1 means all of champions are in the teams of 1–64, and FB entropy of it is close to 64, so we should inquire the organizer 64 times to find champions.

The Case2 means all of champions are in the team of 1–32 & 33–64, and FB entropy of it is close to 33, so we should inquire the organizer 33 times to find champions.

The Case3 means all of champions are in the team of 1–16 & 17–32 & 33–48 & 49–64, and FB entropy of it is close to 17, so we should inquire the organizer 17 times to find champions.

According to the Case1-3, all the champions are in 1 & 2 & ... & 64, which meaning is equivalent to that there is only one champion for 64 teams. So FB entropy can also degenerate to Shannon entropy in the physical sense, which is an effect that has not been achieved before.

Through a series of numerical examples, in this section, we compare FB entropy with the previously total uncertainty measurements, and prove that FB entropy is superior to them. In addition, we assign the belief entropy to the physical model for the first time, which allows it to be more widely used in future research.

VI. DISCUSSION AND CONCLUSION

Fractal theory has many applications in incomplete information theory [71] and complex network calculations [79], but for the generalization of probability theory, it has no application in the evidence theory basically. This paper utilizes the idea of

fractal theory and simulates the process of the most widely used method(PPT) in probability transformation. Make the entire transformation process and the lost information volume in transformation are more intuitive. Based on this idea, a new belief entropy is proposed. It evenly distributes the BPAs of focal elements to their own power sets, so that the dimensions of the mass function and the probability distribution to be same, and then substituting the mass function after distribution into the Shannon entropy equation to obtain the entropy of BoE, which is called Fractal-based entropy. After that, we evaluate the new method with the 10 requirements proposed by Kiler and Abellàn. After verification, the method satisfies all the requirements except for the 2 controversial requirements of Set consistency and Range. Finally, we compare the newly proposed entropy with the previously widely used methods, and prove that FB entropy is superior to all previous belief entropy(s) in terms of accuracy of uncertainty measure and physical meaning. Based on the above, the innovations of the paper are summarized as follows:

- **[Fractal idea]**This paper applies the idea of fractal to evidence theory for the first time, and it plays a very good role in the transformation of uncertain information. Although no mathematical equations related to fractal theory are used, it provides a new direction to measure the uncertain information in evidence theory.
- **[PPT process]**This paper presents the process model of probability transformation for the first time, simulating the process of degenerating evidence information into probability distribution, and provides a new direction for transforming BPA into probability distribution.
- **[Total uncertainty measure]** The proposal of FB entropy is the core contribution of this paper, which expresses the high-dimensional BPA with the dimension of the probability distribution, and then calculate BoEs' uncertainty, so that it can be compatible with non-specificity while expressing discord. After verification, the newly proposed method is superior to all existing methods.
- **[Physical model consistency]** According to the newly proposed entropy, the physical model of evidence theory is established for the first time, and it can be consistency with Shannon entropy. Let the physical quantity of entropy have physical meaning for the first time in evidence theory.

Based on this work, the outlook for the future mainly has the following two aspects: The first is combining the newly proposed entropy with the application of traditional evidence theory, such as evidence combination, evidence distance, evidence similarity. The second is to use the newly proposed entropy to further build a bridge between evidence theory and information theory. The use of evidence theory can contain more uncertain information characteristics and make breakthroughs in information transmission.

DECLARATION OF INTERESTS

The authors declare that they have no known competing financial interests or personal relationships that could have appeared to influence the work reported in this paper.

ACKNOWLEDGMENT

The work is partially supported by the National Natural Science Foundation of China (Grant No. 61973332).

REFERENCES

REFERENCES

- [1] L. Fei and Y. Feng, "An attitudinal nonlinear integral and applications in decision making," *International Journal of Fuzzy Systems*, pp. DOI: 10.1007/s40815-020-00862-5, 2020.
- [2] E. N. Lorenz, "Available potential energy and the maintenance of the general circulation," *Tellus*, vol. 7, no. 2, pp. 157–167, 1955.
- [3] B. Mandelbrot, "How long is the coast of Britain? statistical self-similarity and fractional dimension," *science*, vol. 156, no. 3775, pp. 636–638, 1967.
- [4] L. A. Zadeh, "Fuzzy sets," in *Fuzzy sets, fuzzy logic, and fuzzy systems: selected papers by Lotfi A Zadeh*. World Scientific, 1996, pp. 394–432.
- [5] A. P. Dempster, "Upper and lower probabilities induced by a multivalued mapping," in *Classic works of the Dempster-Shafer theory of belief functions*. Springer, 2008, pp. 57–72.
- [6] G. Shafer, *A mathematical theory of evidence*. Princeton university press, 1976, vol. 42.
- [7] F. Xiao, "Generalization of Dempster-Shafer theory: A complex mass function," *Applied Intelligence*, vol. 50, no. 10, pp. 3266–3275, 2019.
- [8] —, "Generalized belief function in complex evidence theory," *Journal of Intelligent & Fuzzy Systems*, vol. 38, no. 4, pp. 3665–3673, 2020.
- [9] —, "CEQD: A complex mass function to predict interference effects," *IEEE Transactions on Cybernetics*, p. DOI: 10.1109/TCYB.2020.3040770, 2020.
- [10] O. Zmeskal, P. Dzik, and M. Vesely, "Entropy of fractal systems," *Computers & Mathematics with Applications*, vol. 66, no. 2, pp. 135–146, 2013.
- [11] A. Karci, "Fractional order entropy: New perspectives," *Optik*, vol. 127, no. 20, pp. 9172–9177, 2016.
- [12] —, "Notes on the published article "fractional order entropy: New perspectives" by ali karci, *optik-international journal for light and electron optics*, volume 127, issue 20, october 2016, pages 9172–9177," *Optik*, vol. 171, pp. 107–108, 2018.
- [13] Q. Wang and A. Le Méhauté, "Measuring information growth in fractal phase space," *Chaos, Solitons & Fractals*, vol. 21, no. 4, pp. 893–897, 2004.
- [14] Y. Deng, "Information volume of mass function," *International Journal of Computers Communications & Control*, vol. 15, no. 6, p. 3983, 2020.
- [15] C. E. Shannon, "A mathematical theory of communication," *ACM SIGMOBILE mobile computing and communications review*, vol. 5, no. 1, pp. 3–55, 2001.
- [16] F. Xiao, "On the maximum entropy negation of a complex-valued distribution," *IEEE Transactions on Fuzzy Systems*, p. DOI: 10.1109/TFUZZ.2020.3016723, 2020.
- [17] C. Cheng, J. Wang, Z. Zhou, W. Teng, Z. Sun, and B. Zhang, "A brb-based effective fault diagnosis model for high-speed trains running gear systems," *IEEE Transactions on Intelligent Transportation Systems*, 2020.
- [18] Y. Wang, F. Liu, and A. Zhu, "Bearing fault diagnosis based on a hybrid classifier ensemble approach and the improved dempster-shafer theory," *Sensors*, vol. 19, no. 9, p. 2097, 2019.
- [19] Z. Liu, Y. Liu, J. Dezert, and F. Cuzzolin, "Evidence combination based on credal belief redistribution for pattern classification," *IEEE Transactions on Fuzzy Systems*, vol. 28, no. 4, pp. 618–631, 2020.
- [20] J. Hurley, C. Johnson, J. Dunham, and J. Simmons, "Nonlinear algorithms for combining conflicting identification information in multisensor fusion," in *2019 IEEE Aerospace Conference*. IEEE, 2019, pp. 1–7.
- [21] J. Wang, K. Qiao, and Z. Zhang, "An improvement for combination rule in evidence theory," *Future Generation Computer Systems*, vol. 91, pp. 1–9, 2019.
- [22] W. Zhu, H. Yang, Y. Jin, and B. Liu, "A method for recognizing fatigue driving based on dempster-shafer theory and fuzzy neural network," *Mathematical Problems in Engineering*, vol. 2017, 2017.
- [23] W. Liu, X. Chen, B. Chen, J. Wang, and L. Chen, "An efficient algorithm for influence maximization based on propagation path analysis," in *Advances in Computer Science and Ubiquitous Computing*. Springer, 2017, pp. 836–845.

- [24] M. Zhou, Y.-W. Chen, X.-B. Liu, B.-Y. Cheng, and J.-B. Yang, "Weight assignment method for multiple attribute decision making with dissimilarity and conflict of belief distributions," *Computers & Industrial Engineering*, p. 106648, 2020.
- [25] Y. Deng, "Uncertainty measure in evidence theory," *SCIENCE CHINA Information Sciences*, vol. 63, no. 11, p. 210201, 2020.
- [26] H. Cui, Q. Liu, J. Zhang, and B. Kang, "An improved deng entropy and its application in pattern recognition," *IEEE Access*, vol. 7, pp. 18 284–18 292, 2019.
- [27] D. Zhou, Y. Tang, and W. Jiang, "A modified belief entropy in dempster-shafer framework," *PloS one*, vol. 12, no. 5, p. e0176832, 2017.
- [28] F. Buono and M. Longobardi, "A dual measure of uncertainty: The deng extropy," *Entropy*, vol. 22, no. 5, p. 582, 2020.
- [29] F. Lad, G. Sanfilippo, G. Agro *et al.*, "Extropy: complementary dual of entropy," *Statistical Science*, vol. 30, no. 1, pp. 40–58, 2015.
- [30] S. Moral-García and J. Abellán, "Maximum of entropy for belief intervals under evidence theory," *IEEE Access*, vol. 8, pp. 118 017–118 029, 2020.
- [31] R. R. Yager, "Entropy and specificity in a mathematical theory of evidence," *International Journal of General System*, vol. 9, no. 4, pp. 249–260, 1983.
- [32] U. Hohle, "Entropy with respect to plausibility measures," in *Proc. of 12th IEEE Int. Symp. on Multiple Valued Logic, Paris, 1982*, 1982, pp. 1–200.
- [33] A. Shahpari and S. A. Seyedin, "Using mutual aggregate uncertainty measures in a threat assessment problem constructed by dempster-shafer network," *IEEE Transactions on Systems, Man, and Cybernetics: Systems*, vol. 45, no. 6, pp. 877–886, 2014.
- [34] J. Abellán and É. Bossé, "Drawbacks of uncertainty measures based on the pignistic transformation," *IEEE Transactions on Systems, Man, and Cybernetics: Systems*, vol. 48, no. 3, pp. 382–388, 2016.
- [35] X. Wang and Y. Song, "Uncertainty measure in evidence theory with its applications," *Applied Intelligence*, vol. 48, no. 7, pp. 1672–1688, 2018.
- [36] R. Jiroušek and P. P. Shenoy, "A new definition of entropy of belief functions in the dempster-shafer theory," *International Journal of Approximate Reasoning*, vol. 92, pp. 49–65, 2018.
- [37] Q. Pan, D. Zhou, Y. Tang, X. Li, and J. Huang, "A novel belief entropy for measuring uncertainty in dempster-shafer evidence theory framework based on plausibility transformation and weighted hartley entropy," *Entropy*, vol. 21, no. 2, p. 163, 2019.
- [38] J. Abellán and A. Masegosa, "Requirements for total uncertainty measures in dempster-shafer theory of evidence," *International journal of general systems*, vol. 37, no. 6, pp. 733–747, 2008.
- [39] G. J. Klir and M. J. Wierman, *Uncertainty-based information: elements of generalized information theory*. Physica, 2013, vol. 15.
- [40] P. Smets and R. Kennes, "The transferable belief model," *Artificial intelligence*, vol. 66, no. 2, pp. 191–234, 1994.
- [41] P. Smets, "Decision making in the tbn: the necessity of the pignistic transformation," *International Journal of Approximate Reasoning*, vol. 38, no. 2, pp. 133–147, 2005.
- [42] B. R. Cobb and P. P. Shenoy, "On the plausibility transformation method for translating belief function models to probability models," *International journal of approximate reasoning*, vol. 41, no. 3, pp. 314–330, 2006.
- [43] W. Jiang, C. Huang, and X. Deng, "A new probability transformation method based on a correlation coefficient of belief functions," *International Journal of Intelligent Systems*, vol. 34, no. 6, pp. 1337–1347, 2019.
- [44] A. P. Pentland, "Fractal-based description of natural scenes," *IEEE transactions on pattern analysis and machine intelligence*, vol. 31, no. 6, pp. 661–674, 1984.
- [45] H. Liao, Z. Ren, and R. Fang, "A Deng-entropy-based evidential reasoning approach for multi-expert multi-criterion decision-making with uncertainty," *International Journal of Computational Intelligence Systems*, vol. 13, no. 1, pp. 1281–1294, 2020.
- [46] J. W. Lai and K. H. Cheong, "Parrondo's paradox from classical to quantum: A review," *Nonlinear Dynamics*, pp. 1–13, 2020.
- [47] W. Jiang, Y. Cao, and X. Deng, "A novel Z-network model based on Bayesian network and Z-number," *IEEE Transactions on Fuzzy Systems*, vol. 28, no. 8, pp. 1585–1599, 2020.
- [48] X. Deng and W. Jiang, "A total uncertainty measure for D numbers based on belief intervals," *International Journal of Intelligent Systems*, vol. 34, no. 12, pp. 3302–3316, 2019.
- [49] F. Feng, Z. Xu, H. Fujita, and M. Liang, "Enhancing PROMETHEE method with intuitionistic fuzzy soft sets," *International Journal of Intelligent Systems*, vol. 35, pp. 1071–1104, 2020.
- [50] Z. Cao, C.-H. Chuang, J.-K. King, and C.-T. Lin, "Multi-channel EEG recordings during a sustained-attention driving task," *Scientific Data*, vol. 6, pp. DOI: 10.1038/s41 597–019–0027–4, 2019.
- [51] Z.-G. Liu, Q. Pan, J. Dezert, and A. Martin, "Combination of classifiers with optimal weight based on evidential reasoning," *IEEE Transactions on Fuzzy Systems*, vol. 26, no. 3, pp. 1217–1230, 2018.
- [52] X. Xu, J. Zheng, J.-b. Yang, D.-l. Xu, and Y.-w. Chen, "Data classification using evidence reasoning rule," *Knowledge-Based Systems*, vol. 116, pp. 144–151, 2017.
- [53] C. Fu, W. Chang, and S. Yang, "Multiple criteria group decision making based on group satisfaction," *Information Sciences*, vol. 518, pp. 309–329, 2020.
- [54] F. Xiao, "CED: A distance for complex mass functions," *IEEE Transactions on Neural Networks and Learning Systems*, p. DOI: 10.1109/TNNLS.2020.2984918, 2020.
- [55] A.-L. Jousselme, D. Grenier, and É. Bossé, "A new distance between two bodies of evidence," *Information fusion*, vol. 2, no. 2, pp. 91–101, 2001.
- [56] Y. Pan, L. Zhang, Z. Li, and L. Ding, "Improved fuzzy bayesian network-based risk analysis with interval-valued fuzzy sets and D-S evidence theory," *IEEE Transactions on Fuzzy Systems*, p. DOI: 10.1109/TFUZZ.2019.2929024, 2019.
- [57] L. Fei, J. Lu, and Y. Feng, "An extended best-worst multi-criteria decision-making method by belief functions and its applications in hospital service evaluation," *Computers & Industrial Engineering*, vol. 142, p. 106355, 2020.
- [58] Y. Song, J. Zhu, L. Lei, and X. Wang, "A self-adaptive combination method for temporal evidence based on negotiation strategy," *SCIENCE CHINA Information Sciences*, pp. 10.1007/s11 432–020–3045–5, 2020.
- [59] F. Cuzzolin, "On the relative belief transform," *International Journal of Approximate Reasoning*, vol. 53, no. 5, pp. 786–804, 2012.
- [60] M. Daniel, "On transformations of belief functions to probabilities," *International Journal of Intelligent Systems*, vol. 21, no. 3, pp. 261–282, 2006.
- [61] M. Li, Q. Zhang, and Y. Deng, "A new probability transformation based on the ordered visibility graph," *International Journal of Intelligent Systems*, vol. 31, no. 1, pp. 44–67, 2016.
- [62] D. HARMANEC and G. J. KLIR, "Measuring total uncertainty in dempster-shafer theory: A novel approach," *International Journal of General Systems*, vol. 22, no. 4, pp. 405–419, 1994. [Online]. Available: <https://doi.org/10.1080/03081079408935225>
- [63] M. Higashi and G. J. Klir, "Measures of uncertainty and information based on possibility distributions," *International journal of general systems*, vol. 9, no. 1, pp. 43–58, 1982.
- [64] G. J. Klir and A. Ramer, "Uncertainty in the dempster-shafer theory: a critical re-examination," *International Journal of General System*, vol. 18, no. 2, pp. 155–166, 1990.
- [65] Y. Deng, "Deng entropy," *Chaos, Solitons & Fractals*, vol. 91, pp. 549–553, 2016.
- [66] Y. Zhao, D. Ji, X. Yang, L. Fei, and C. Zhai, "An improved belief entropy to measure uncertainty of basic probability assignments based on deng entropy and belief interval," *Entropy*, vol. 21, no. 11, p. 1122, 2019.
- [67] A.-L. Jousselme, C. Liu, D. Grenier, and É. Bossé, "Measuring ambiguity in the evidence theory," *IEEE Transactions on Systems, Man, and Cybernetics-Part A: Systems and Humans*, vol. 36, no. 5, pp. 890–903, 2006.
- [68] Y. Tang, D. Zhou, S. Xu, and Z. He, "A Weighted Belief Entropy-Based Uncertainty Measure for Multi-Sensor Data Fusion," *SENSORS*, vol. 17, no. 4, APR 2017.
- [69] N. R. Pal, J. C. Bezdek, and R. Hemasinha, "Uncertainty measures for evidential reasoning ii: A new measure of total uncertainty," *International Journal of Approximate Reasoning*, vol. 8, no. 1, pp. 1 – 16, 1993. [Online]. Available: <http://www.sciencedirect.com/science/article/pii/S0888613X05800039>
- [70] J. Li and Q. Pan, "A new belief entropy in dempster-shafer theory based on basic probability assignment and the frame of discernment," *Entropy*, vol. 22, no. 6, p. 691, 2020.
- [71] Q. A. Wang, "Incomplete information and fractal phase space," *Chaos, Solitons & Fractals*, vol. 19, no. 3, pp. 639–644, 2004.
- [72] Z. Luo and Y. Deng, "A matrix method of basic belief assignment's negation in Dempster-Shafer theory," *IEEE Transactions on Fuzzy Systems*, vol. 28, no. 9, pp. 2270–2276, 2020.
- [73] B. Kang and Y. Deng, "The maximum deng entropy," *IEEE Access*, vol. 7, pp. 120 758–120 765, 2019.
- [74] L. Pan and Y. Deng, "A new belief entropy to measure uncertainty of basic probability assignments based on belief function and plausibility function," *Entropy*, vol. 20, no. 11, p. 842, 2018.

- [75] K. Ozkan, “Comparing shannon entropy with deng entropy and improved deng entropy for measuring biodiversity when a priori data is not clear,” *Journal of the faculty of forestry- Istanbul University*, vol. 68, pp. 136–140, 2018.
- [76] J. Abellán, “Analyzing properties of deng entropy in the theory of evidence,” *Chaos, Solitons & Fractals*, vol. 95, pp. 195–199, 2017.
- [77] S. Moral-García and J. Abellán, “Critique of modified deng entropies under the evidence theory,” *Chaos, Solitons & Fractals*, vol. 140, p. 110112, 2020.
- [78] Abellán and Bossvè, “Critique of recent uncertainty measures developed under the evidence theory and belief intervals,” *IEEE Transactions on Systems, Man, and Cybernetics: Systems*, vol. 50, no. 3, pp. 1186–1192, March 2020.
- [79] D. Wei, B. Wei, Y. Hu, H. Zhang, and Y. Deng, “A new information dimension of complex networks,” *Physics Letters A*, vol. 378, no. 16-17, pp. 1091–1094, 2014.