

Towards a Unified Framework for Emotion Analysis

Sven Buechel[♣]◇ Luise Modersohn[♣] Udo Hahn[♣]

♣ Jena University Language & Information Engineering (JULIE) Lab
Friedrich-Schiller-Universität Jena, Jena, Germany
<https://julielab.de>

◇ German Institute for Economic Research (DIW)
Berlin, Germany
<https://www.diw.de>

Abstract

We present EMOCODER, a modular encoder-decoder architecture that generalizes emotion analysis over different tasks (sentence-level, word-level, label-to-label mapping), domains (natural languages and their registers), and label formats (e.g., polarity classes, basic emotions, and affective dimensions). Experiments on 14 datasets indicate that EMOCODER learns an interpretable language-independent representation of emotions, allows seamless absorption of state-of-the-art models, and maintains strong prediction quality, even when tested on unseen combinations of domains and label formats.

to be particularly useful depending on the considered downstream application (Bollen et al., 2011; Desmet and Hoste, 2013).

On the other hand, this proliferation of label formats has lead to a *data sparsity problem*: While the total amount of available data is quite large, it is spread not only over different domains (languages and their registers) but also over the huge number of employed annotation formats. As a result, language resources become less reuseable and comparability of experimental results is hampered (Buechel and Hahn, 2018a; De Bruyne et al., 2020).

On individual datasets, that is, on individual combinations of domain and label formats, high prediction quality can be reached thanks to progress in representation and transfer learning (Mikolov et al., 2013; Peters et al., 2018; Devlin et al., 2019). Yet, collecting data for every such combination does not scale at all. This dilemma finally accumulates in the question: how can we solve the data sparsity problem without giving up representational diversity? While multiple attempts have been made recently, an over-all solution is still lacking (Felbo et al., 2017; Buechel and Hahn, 2018a; Bostan and Klinger, 2018; De Bruyne et al., 2019).

As a viable cure, we here introduce EMOCODER, a new, modular, and general architecture for emotion analysis. EMOCODER decomposes the inference process into a domain-specific encoder step and a label-specific decoder step. Provided with a training scheme that allows arbitrary combinations of encoder- and decoder modules, EMOCODER learns a universal, interpretable representation for human emotions. Rather than providing new state-of-the-art results, the goal of our work is to provide a framework which can seamlessly “absorb” existing models thereby extending their inference capabilities to other label formats.

1 Introduction

At the outset of NLP-based emotion analysis,¹ most research activities were focused on *polarity*, the distinction between positive and negative feelings emerging from natural language utterances (Hatzivassiloglou and McKeown, 1997; Turney and Littman, 2003). In the meantime, the number of label formats, groups of emotional target variables falling in specific value ranges, employed by NLP researchers has been growing rapidly (Bostan and Klinger, 2018). This development is a double-edged sword.

On the one hand, the wide variety of available label formats allows NLP models to become more informative and more useful to others: Many of the newly deployed representation schemes follow distinct branches of psychological theory such as basic emotion or affective dimensions (Russell and Mehrabian, 1977; Ekman, 1992; Plutchik, 2001) which were found to offer information complementary to one another (Stevenson et al., 2007). Others argue that different emotional nuances turn out

¹We use “emotion analysis” as an umbrella term also including classical, polarity-based sentiment analysis.

2 Related Work

Representing Emotion. At the heart of computational emotion representation lies the set of *emotion variables* (“classes”, “constructs”) used to capture different nuances of affective meaning. Researchers can choose from a multitude of approaches designed in the long and controversial history of psychology of emotion (Scherer, 2000; Hofmann et al., 2020). A popular choice are so-called *basic emotions* (Strapparava and Mihalcea, 2007; Alm et al., 2005; Aman and Szpakowicz, 2007) such as the six categories identified by Ekman (1992): *Joy*, *Anger*, *Sadness*, *Fear*, *Disgust*, and *Surprise* (BE6, for short). A subset of these excluding *Surprise* (BE5) is often used for emotional word datasets in psychology (“affective norms”) which are available for a wide range of languages and will be used extensively in this paper.

Affective dimensions constitute a popular alternative to basic emotions (Yu et al., 2016; Sedoc et al., 2017; Buechel and Hahn, 2017b; Li et al., 2017; Mohammad, 2018). The most important ones are *Valence* (negative vs. positive) and *Arousal* (calm vs. excited) (VA), sometimes extended by *Dominance* (feeling powerless vs. empowered; VAD). Several scholars convincingly argue that the early notion of *polarity* (Pol) found in classical sentiment analysis equals *Valence* (Turney and Littman, 2003).

Other theories influential in NLP include Plutchik’s (2001) *Wheel of Emotion* (Mohammad and Turney, 2013; Abdul-Mageed and Ungar, 2017; Tafreshi and Diab, 2018; Bostan et al., 2020) and appraisal dimensions (Hofmann et al., 2020; Troiano et al., 2019; Balahur et al., 2012). Yet frequently, studies do not follow any of these established approaches but rather design a customized set of variables in an ad-hoc fashion, often driven by the availability of user-labeled data in social media or the specifics of an application or domain which requires attention to particular emotional nuances (Desmet and Hoste, 2013; Bollen et al., 2011; Liew et al., 2016; Demszky et al., 2020; Li et al., 2016; Staiano and Guerini, 2014; Qadir and Riloff, 2014). Besides the set of emotion variables, another critical factor to emotion representation are the allowed value ranges of those variables, giving rise to certain types of prediction problems, e.g. classification vs. regression (see §3.1).

This proliferating diversity of emotion label formats is the reason for the data sparsity problem

outlined in §1. The goal of this work is to mitigate that problem without giving up diversity by learning a *common latent* representation scheme of emotion.

Emotion Analysis. There are several subtasks to emotion analysis which require distinct model types. Word-level prediction (“emotion lexicon induction”) is concerned with the emotion associated with an individual word, completely out of context. Early work relied heavily on surface patterns of word usage (Hatzivassiloglou and McKeown, 1997; Turney and Littman, 2003) but has since then shifted to rely on less direct statistical signals encoded in word embeddings (Amir et al., 2015; Rothe et al., 2016; Li et al., 2017). Combinations of high-quality embeddings with feed-forward nets have proven very successful, rivaling human annotation capabilities (Buechel and Hahn, 2018b).

In contrast, modeling emotion of sentences or short texts (jointly referred to as “text”) was traditionally based largely on lexical resources (Taboada et al., 2011). Later, these were combined with conventional machine learning techniques (Mohammad et al., 2013) before being widely replaced by neural end-to-end methodologies (Socher et al., 2013; Kim, 2014; Abdul-Mageed and Ungar, 2017). Current state-of-the-art results are achieved by transfer learning with transformer models (Devlin et al., 2019; Radford et al., 2019; Delbrouck et al., 2020; Zhong et al., 2019).

Our work is complementary to these lines of research, being able to seamlessly “absorb” state-of-the-art models, thus allowing to predict additional emotion variables. We also unify previous work by training a single model for both word- and text-level problems in a wide range of languages.

Coping with Data Sparsity. In a recent survey of text emotion datasets, Bostan and Klinger (2018) point out naming inconsistencies between label formats. They build a joint resource which unifies 12 datasets under a common file format and annotation scheme. Annotations were unified based on the names of the respective emotion classes (e.g., merging “happy” and “Joy”). While building such a unified corpus structure is certainly advantageous, it is only a partial solution to combat data sparsity, since there is no way of adding annotations for classes which are entirely missing in a given dataset.

Felbo et al. (2017) present a transfer learning approach in which they, first, pre-train a model to predict a distribution over a large set of emojis in a Twitter dataset, thus learning a representation which captures even subtle emotional nuances. Then, they fine-tune their model for a given target emotion dataset. Unlike our approach, their fine-tuned model loses its ability to predict this general representation, which is also not designed for language-independence.

Multi-modal approaches to emotion analysis, e.g., Poria et al. (2019), show some similarity to our work in that they learn a common latent representation for several domains (modalities). However, this representation is specific to a single dataset and not meant to generalize further. Similarly, cross-lingual approaches learn a common latent representation for different languages but these representations are typically specific to only one pair of languages (Gao et al., 2015; Abdalla and Hirst, 2017; Barnes et al., 2018). Neither of these approaches attempt to generalize their latent representation over different emotion formats.

Label-to-label mapping (“emotion representation mapping”) is the task to predict emotion ratings for one label format given gold ratings in a different one, thus constituting a form of annotation projection (Stevenson et al., 2007; Calvo and Mac Kim, 2013). For mapping between BE5 and VA(D) ratings, recent work has achieved strong results in line with human annotation capacity (Buechel and Hahn, 2018a). Thus combining a standard word- or text-level model with label mapping allows prediction of label sets different from available gold data—in line with our goal in this work. Unfortunately, label mapping models remain specific to their respective input and output format (no general latent representation is learned) rendering our method more flexible. Nevertheless, EMOCODER makes ample use of label mapping, in a way “fusing” it with word- and text-level models.

Perhaps most similar to our work, De Bruyne et al. (2019) learn a common latent representation for different emotion lexicons with diverging label formats using variational autoencoders. However, like label-to-label mapping, their method operates exclusively on the gold ratings without actually predicting labels based on words or texts.

In contrast to the above studies, our work is the only one to learn a *shared latent* representation of emotion for *different* languages, domains, label

formats, and linguistic levels. This allows us to unify word- and text-level prediction as well as label-to-label mapping in a single multi-lingual model.

3 EMOCODER

We start with a number of definitions which cast the considered subtasks of emotion analysis into a common conceptual framework and help formalize the data sparsity problem (§3.1). After that, we describe our architecture (§3.2) and its two-step training procedure (§3.3, 3.4).

3.1 Problem Statement

Let us consider k distinct input **domains** denoted by $\mathcal{X}_1, \mathcal{X}_2, \dots, \mathcal{X}_k$. Here, the term “domain” must be taken in a broad sense. Dependent on the problem under consideration, it may refer to a register of a particular language (text-level emotion prediction), the vocabulary of particular language (word-level emotion prediction), or a label format (label-to-label mapping). Notice the very large number of possible domains subsumed by this broad definition.

Let us further consider l distinct emotion **label formats** denoted $\mathcal{Y}_1, \mathcal{Y}_2, \dots, \mathcal{Y}_l$. Each \mathcal{Y}_j ($1 \geq j \geq l$) is a subset of \mathbb{R}^{c_j} (all labels are vector-valued). Further restrictions apply depending on the type of learning problem: For (multivariate) regression, all components are real-valued numbers within some range. For example, VAD ratings ($c_j=3$) are often restricted to $[1, 9]$ (Warriner et al., 2013). Binary or multi-class classification problems require that only one of the c_j components equals 1 and the others must be 0. Similarly, multi-label classification requires that all components must be 0 or 1 but there is no restriction on the number of 1s.

Let \mathcal{V} denote the set of emotion variables, e.g., *Anger* or *Valence*. And let $\pi_1, \pi_2, \dots, \pi_l$ be functions, s.t. each π_j maps each of the c_j components of \mathcal{Y}_j to its respective emotion variable. We call π_j the **interpretation** of the label format \mathcal{Y}_j . Note that two formats can be equal (in terms of set equality) yet follow different interpretations, i.e., $\mathcal{Y}_a = \mathcal{Y}_b$ but $\pi_a \neq \pi_b$ for some $a, b \in [1, l]$. For instance, imagine two datasets with ratings for the same emotion variables but their scores are given in different order. The purpose of the interpretation functions π_j is that each component of a label vector can be identified with its emotion variable.

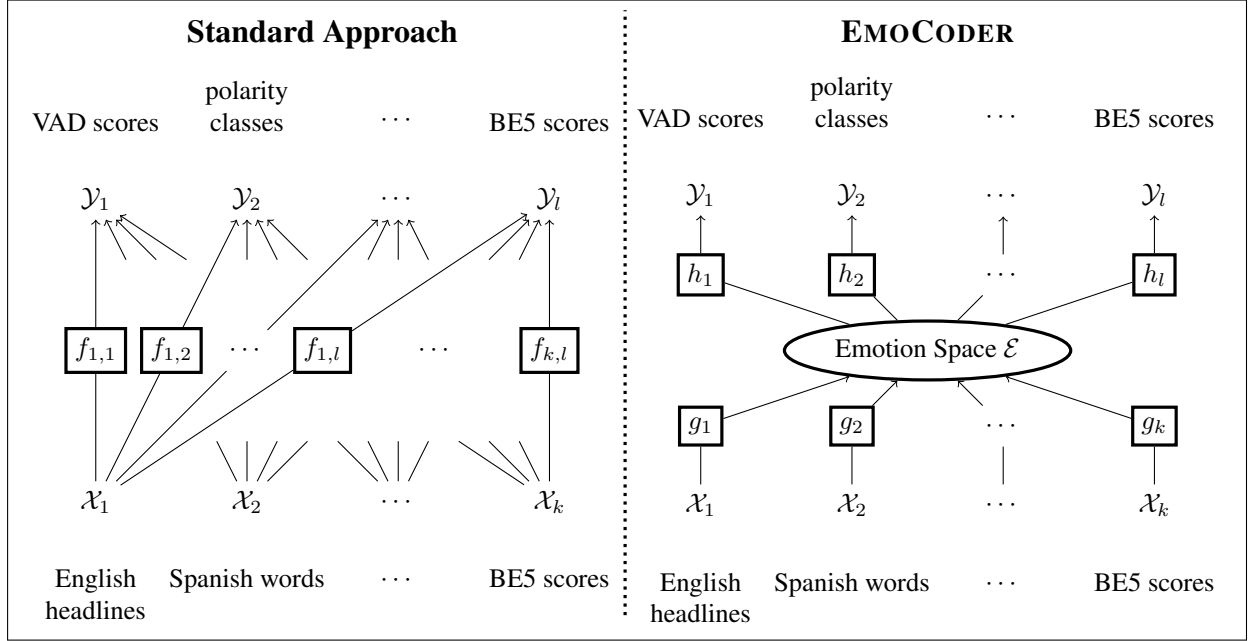


Figure 1: Standard approach to emotion analysis vs. the EMOCODER framework; with example domains and label formats. EMOCODER decomposes a model $f_{i,j}$ into an encoder g_i and a decoder h_j .

A **dataset** is a 5-tuple $(X, Y, \mathcal{X}_i, \mathcal{Y}_j, f^*)$, where the samples $X := \{x_1, x_2, \dots, x_n\} \subset \mathcal{X}_i$ and the labels $Y := \{y_1, y_2, \dots, y_n\} \subset \mathcal{Y}_j$ follow the interpretation π_j .² The function $f^* : \mathcal{X}_i \rightarrow \mathcal{Y}_j$ denotes the implicit mapping underlying the dataset such that $f^*(x_i) = y_i + \epsilon_i$ for $i \in [1, n]$ where $\epsilon_i \in \mathbb{R}^{c_j}$ denotes the random annotation error. This definition applies to word, text, and mapping datasets. In the latter case, the sample domain is another label format, i.e., $\mathcal{X}_i = \mathcal{Y}_{j'}$ for some integer j' and $\pi_{j'}$ also applies to \mathcal{X}_i .³

Given a dataset $(X, Y, \mathcal{X}_i, \mathcal{Y}_j, f^*)$, the goal of emotion analysis is to find a function $f : \mathcal{X}_i \rightarrow \mathcal{Y}_j$ s.t. $f^*(x) \approx f(x)$ for all $x \in \mathcal{X}_i$. Observe that, following the standard approach where a model is fitted specifically for a single dataset, at least $k \times l$

datasets and models, respectively, are necessary to learn and execute inferences for each combination of considered domain and label format. This quadratic complexity is the formal counterpart of the data sparsity problem outlined in §1.

3.2 Architecture and Inference

In order to break this bottleneck, we propose to cast emotion analysis in a new framework which we call EMOCODER. The central idea is to decompose the function $f : \mathcal{X} \rightarrow \mathcal{Y}$ into two functions, $g : \mathcal{X} \rightarrow \mathcal{E}$ and $h : \mathcal{E} \rightarrow \mathcal{Y}$, s.t. $f(x) = (h \circ g)(x) \approx f^*(x)$. We will refer to g and h as **encoder** and **decoder**, respectively. \mathcal{E} denotes the **emotion space**, a learned latent representation layer which can be seen as “emotion interlingua”, formally, a vector space over \mathbb{R}^d , independent from both domain and label format (see Fig. 1).

An encoder g_i maps a particular instance $x \in \mathcal{X}_i$ to its emotion embedding $g_i(x) \in \mathbb{R}^d$. A crucial benefit of the EMOCODER architecture is its capability to seamlessly absorb state-of-the-art models: An existing model can simply be “plugged” into the framework, acting as an encoder module, to receive its benefits at no additional costs. The necessary adaptations are trivial and restricted to the existing model’s output layer, i.e., changing its size to d and removing possible activation functions.

A decoder h_j maps an emotion embedding

²Unfortunately, the interpretation of a dataset’s labels is not always clear: Sometimes, datasets use different names to refer to the same variable, e.g., “happy” and “joy” (Bostan and Klinger, 2018). In other cases, identical names are used but the respective variables are not quite the same. E.g., two datasets may use different annotation guidelines so that their ratings capture different nuances of positive emotion, yet, both refer to them as, say, “happiness”. To the best of our knowledge, there is currently no rigorous solution.

³Mapping datasets can be derived from existing “regular” datasets, if their samples overlap: Let $(X_1, Y_1, \mathcal{X}_1, \mathcal{Y}_1, f_1^*)$, $(X_2, Y_2, \mathcal{X}_2, \mathcal{Y}_2, f_2^*)$ be two dataset s.t. $\mathcal{X}_1 = \mathcal{X}_2$, $\mathcal{Y}_1 \neq \mathcal{Y}_2$, and $X_1 \cap X_2 \neq \emptyset$, then two mapping datasets are given by $(Y_1' Y_2', \mathcal{Y}_1, \mathcal{Y}_2, f_{1,2}^*)$, $(Y_2', Y_1', \mathcal{Y}_2, \mathcal{Y}_1, f_{2,1}^*)$ where $Y_1' := \{y_i \in Y_1 | x_i \in X_1 \cap X_2\}$; Y_2' is defined similarly.

$g_i(x) \in \mathbb{R}^d$ to the model prediction $h_j(g_i(x)) \in \mathcal{Y}_j$. We opted for a relatively straightforward decoder design using only a single linear layer followed by an activation function σ depending on the kind of prediction problem, i.e, softmax for multi-class classification, sigmoid for binary or multi-label classification, and the identity for regression problems. In general, a linear layer $h : \mathbb{R}^{\text{in}} \rightarrow \mathbb{R}^{\text{out}}$ is a transformation $h(x) := W^T x + b$ where $W \in \mathbb{R}^{\text{in} \times \text{out}}$ is the weight matrix and $b \in \mathbb{R}^{\text{out}}$ is the bias vector. We adopt this for our decoders by setting $\text{in} := d$ and $\text{out} := c_j$, the number of variables in the particular label format. We omit the bias term in exchange for more interpretability due to the following argument.

Note that each column vector $W_{:,i}$, where $i \in [1, \text{out}]$, corresponds to exactly one of the emotion variables of the respective label format. Also note that without the bias term, computing the logits for this particular emotion variable boils down to the inner product $W_{:,i} \cdot g(x)$ and that not only $g(x) \in \mathbb{R}^d$, but also $W_{:,i} \in \mathbb{R}^d$. Thus, by omitting the bias term, we can conceptualize emotion variables as points in the shared emotion space \mathcal{E} ; we validate this argument empirically in §6. By extension, mapping an embedding vector $g(x)$ to a label format \mathcal{Y} is based on geometric relationships between $g(x)$ and the vector representations of the emotion variables encoded in each $W_{:,i}$. Under this view, it becomes obvious that the decoder parameters W are the key ingredients to giving meaning and interpretability to the emotion space.

In summary, the inference step for a given encoder g and decoder h is described by

$$f(x) := (h \circ g)(x) = \sigma(W^T(g(x))) \quad (1)$$

For a given sample $x \in \mathcal{X}$, one chooses a single encoder $g : \mathcal{X} \rightarrow \mathcal{E}$, but may choose an arbitrary number n of decoders h_i , thus producing n equivalent predictions for the instance’s emotion based on different label formats:

$$\hat{y}_i := (h_i \circ g)(x) \text{ for } i \in \{1, 2, \dots, n\} \quad (2)$$

By joining encoders g_1, g_2, \dots, g_k , specific to domains $\mathcal{X}_1, \mathcal{X}_2, \dots, \mathcal{X}_k$, and decoders h_1, h_2, \dots, h_l , specific to label formats $\mathcal{Y}_1, \mathcal{Y}_2, \dots, \mathcal{Y}_l$, respectively, we can cover all combinations of domains and label formats with $k+l$ functions, reducing the quadratic complexity of the standard approach to a linear one.

Algorithm 1 Decoder Pre-Training

- 1: $(d_1, d_2), (d_3, d_4), \dots, (d_{n-1}, d_n) \leftarrow$ pairs of mapping datasets $(\mathcal{X}_i, \mathcal{Y}_i, X_i, Y_i, f_i^*)$ with $X_i = Y_{i+1}$ and $X_{i+1} = Y_i$ for each pair (d_i, d_{i+1})
 - 2: $g_1, h_1, \dots, g_n, h_n \leftarrow$ randomly initialized encoders and decoders for d_1, \dots, d_n [†]
 - 3: $C_1, \dots, C_n, C_{\text{sim}} \leftarrow$ loss functions for d_1, \dots, d_n and for embedding similarity
 - 4: $\alpha_1, \dots, \alpha_n \leftarrow$ weight factors for dataset losses
 - 5: $\alpha_{\text{pred}}, \alpha_{\text{auto}}, \alpha_{\text{sim}} \leftarrow$ weight factors for prediction, autoencode, and similarity loss
 - 6: $n_{\text{steps}} \leftarrow$ total number of training steps
 - 7: **for all** i_{step} in $1, \dots, n_{\text{steps}}$ **do**
 - 8: $(d_a, d_b) \leftarrow$ randomly sampled dataset pair
 - 9: $(y_a, y_b) \leftarrow$ random sampled batch s.t. $y_a \subset Y_a$ and $y_b \subset Y_b$ with identical indices
 - 10: $(e_a, e_b) \leftarrow (g_a(y_a), g_b(y_b))$
 - 11: **for all** $p \in \{a, b\}$ **do**
 - 12: **for all** $q \in \{a, b\}$ **do**
 - 13: $\hat{y}_{p,q} \leftarrow h_q(e_p)$
 - 14: **end for**
 - 15: **end for**
 - 16: $L_{\text{pred}} \leftarrow \alpha_a C_a(\hat{y}_{b,a}, y_a) + \alpha_b C_b(\hat{y}_{a,b}, y_b)$
 - 17: $L_{\text{auto}} \leftarrow \alpha_a C_a(\hat{y}_{a,a}, y_a) + \alpha_b C_b(\hat{y}_{b,b}, y_b)$
 - 18: $L_{\text{sim}} \leftarrow C_{\text{sim}}(e_a, e_b)$
 - 19: $L_{\text{total}} = \sum_{z \in \{\text{pred}, \text{auto}, \text{sim}\}} \alpha_z L_z$
 - 20: compute ∇L_{total} and update weights
 - 21: **end for**
-

[†] Two datasets d_i, d_j share an encoder ($g_i = g_j$) if $\mathcal{X}_i = \mathcal{X}_j$; same for decoders h and label sets \mathcal{Y} .

3.3 Decoder Pre-Training

In principle, EMOCODER can be trained with standard gradient-descent techniques. However, difficulties arise from the fact that our model consists of $k \times l$ sub-networks. That is, one has to guarantee that each combination of encoder and decoder produces meaningful results. More formally, for every encoder-decoder pair (g_i, h_j) , if there is a dataset $(X, Y, \mathcal{X}_i, \mathcal{Y}_j, f^*)$ then $(h \circ g)$ must reasonably approximate f^* . Informally, this requires encoder and decoder modules to have a “shared understanding” of the emotion space \mathcal{E} . That is, when an encoder receives, say, a “happy” sentence the resulting emotion embedding $g(x)$ must be mapped to a “happy” emotion label by any decoder h . When training only a single encoder-decoder composition $(h_1 \circ g_1)$, regular optimization assures that the requirement is fulfilled—however, in this case, nothing is gained compared to the standard supervised approach. Yet, if two compositions $(h_1 \circ g_1)$ and $(h_2 \circ g_2)$ are trained independently, there is no reason why $(h_1 \circ g_2)$ or $(h_2 \circ g_1)$ would synchronize

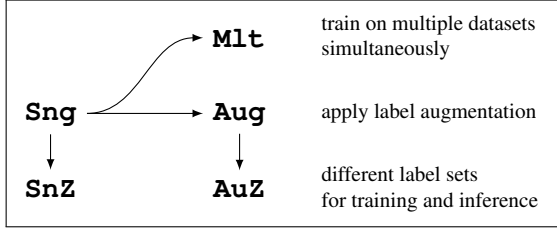


Figure 2: Overview of encoder training strategies.

in the same way. Rather, the emotion variables covered by h_1 would most likely receive positions inconsistent with the ones covered by h_2 .

For this reason, we propose a two-step training strategy: First, an initial set of decoders is trained, thus fixating the meaning of the emotion space \mathcal{E} (**decoder pre-training**; see Algorithm 1). Second, additional encoders compatible with the initial set of decoders are added (**encoder training**; see §3.4). We base the pre-training strategy on label-to-label mapping, since this approach achieves prediction quality similar to human reliability (see §2). Hence, we conjecture that the representations learned in the process may also be valuable to other emotion prediction tasks.

The intuition behind Algorithm 1 is as follows: We simultaneously train multiple label encoders and decoders on several mapping datasets using three distinct loss criteria. First, of course, we consider the quality of the label mapping (line 16). Second, we propose an **autoencoder criterion** (line 17) where the model must learn to reconstruct the original input from the emotion embedding. Third, we propose an **embedding similarity criterion** (line 18) which enforces that the hidden representation of both label formats must be similar for a given instance since they supposedly describe the same emotion. Our training loop starts by first sampling one of the mapping datasets and then a batch from it (lines 8–9). To compute the loss efficiently, we first cache the encoded representations of both label formats (line 10) before applying all relevant decoders (lines 11–13).

3.4 Encoder Training

In this section, we deal with EMOCODER’s inference capabilities. Obviously, to do anything but label-to-label mapping, additional encoders need to be added to the framework for words or text. Here, we propose five strategies for doing so, differing in the training data they require (see Fig. 2). The overarching idea is that decoder weights are not

updated during training. Hence the only way to reduce training loss is to optimize the *encoder* to produce emotion embeddings meaningful to the respective *decoder*. Since the decoders have been synchronized during pre-training, we hypothesize that these embeddings become meaningful to other decoders as well, thus granting interoperability between all modules. All strategies assume that all necessary decoders have been fitted during pre-training leaving retroactive addition of decoders for future work.

Single Task (Sng) is the most basic strategy. A new encoder is fitted on a single datasets using exactly one decoder, its weights being frozen in the process as outlined above. This strategy mainly serves as a point of comparison to other, more advanced strategies. It is also used to assert that state-of-the-models can be re-purposed as encoder modules without performance loss.

With the **Multi-Task (Mlt)** strategy, a single encoder is fitted on two datasets simultaneously that have the same domain, yet different label formats. By optimizing the encoder for multiple formats, we assume that the resulting embeddings generalize better to unseen formats than with Sng.

If no such pair of datasets is available, we propose the **Augmented (Aug)** strategy as a fallback. Aug relies on a new data augmentation technique we call **emotion label augmentation**. Regular data augmentation increases the size of the training data by adding new, synthetic examples, e.g., by modifying existing ones with random flips and crops in the case of image classification (Shorten and Khoshgoftaar, 2019). Emotion label augmentation is different because it augments the label, not the input sample of a training instance. Using the label mapping capabilities acquired during pre-training, we can predict new, synthetic labels for alternative formats on the fly thus substituting the second dataset from the Mlt strategy. Formally, let \mathcal{Y}_1 and \mathcal{Y}_2 be label formats. Let $(X, Y, \mathcal{X}, \mathcal{Y}_1, f^*)$ be a dataset, let $g_1 : \mathcal{X} \rightarrow \mathcal{E}$ be an encoder to be optimized, let $g_2 : \mathcal{Y}_1 \rightarrow \mathcal{E}$ be a pre-trained label encoder (recall that labels serve as input samples during label mapping) and let $h_1 : \mathcal{E} \rightarrow \mathcal{Y}_1$ and $h_2 : \mathcal{E} \rightarrow \mathcal{Y}_2$ be decoders. While $(g_1 \circ h_1)$ provides regular inference, $(g_2 \circ h_2)$ generates synthetic labels. Then, besides the standard prediction loss for training g_1 , L_{pred} , we can define an additional training objective L_{aug} . L_{pred} and L_{aug} yield the

ID	Vars	Size	Citation
en1	VAD	1,034	Bradley and Lang (1999)
en2	BE5	1,034	Stevenson et al. (2007)
es1	VA	14,031	Stadthagen-González et al. (2017)
es2	BE5	10,491	Stadthagen-González et al. (2018)
de1	VA	2,902	Võ et al. (2009)
de2	BE5	1,958	Briesemeister et al. (2011)
pl1	VA	2,902	Riegel et al. (2015)
pl2	BE5	2,902	Wierzbka et al. (2015)
tr1	VA	2,029	Kapucu et al. (2018)
tr2	BE5	2,029	Kapucu et al. (2018)

Table 1: Word datasets with emotion variables and number of entries. IDs contain respective ISO 639-1 language code.

final loss L_{total} using the weighting factor α :

$$L_{\text{pred}} := C_{\text{pred}}\left((h_1 \circ g_1)(x), y\right) \quad (3)$$

$$L_{\text{aug}} := C_{\text{aug}}\left((h_2 \circ g_1)(x), (h_2 \circ g_2)(y)\right) \quad (4)$$

$$L_{\text{total}} := \alpha L_{\text{pred}} + (1 - \alpha) L_{\text{aug}} \quad (5)$$

where $(x, y) \in X \times Y$ is a training instance and $C_{\text{pred}}, C_{\text{aug}}$ are loss functions suitable for the respective emotion format (see §4).

Perhaps the most important advantage of EMOCODER is that, if none of the available training data cover the combination of domain and label format desired for inference, we can instead train our encoder on any other format, as long as the domains match. We consider two variants of this zeroshot approach (different variables at training and inference time) depending on which strategy is used for training: **Single Task Zeroshot (SnZ)** and **Augmented Zeroshot (AuZ)**.⁴ As laid out above, we expect AuZ to be superior because the learned representations may generalize better to other formats.

4 Experimental Set-Up

The range of applications of EMOCODER requires an equally wide array of experiments for proper evaluation. That is, we need to cover different prediction problems (word- and text-level emotion as well as label mapping) with distinct model architectures, different languages and label formats, also addressing the training strategies proposed in §3.4.

⁴One may also apply M1t in a zeroshot setting. However, this requires two dataset for training and one for testing, all with the same domain and different label formats. Unfortunately, we lack the data to evaluate this approach at a meaningful scale and therefore ignore it in the rest of paper.

ID	Vars	Size	Lg	Domain
SST	Pol	9612	en	movie reviews
AffT [†]	BE5	1,250	en	news headlines
EmoB [‡]	VAD	10,062	en	genre-balanced
CVAT	VA	2,969	zh	mixed online domains

Table 2: Text datasets. [†] Originally annotated according to BE6; we omitted *Surprise* for comparability with the remaining basic emotion datasets. [‡] Super-set of AffT.

Data. Word-level experiments were conducted on ten datasets (see Tab. 1) covering five distinct languages. They describe individual words according to the VA(D) or BE5 label format (see §2). Text-level experiments were conducted on four corpora: EmoBank (EmoB; Buechel and Hahn, 2017b), Affective Text (AffT; Strapparava and Mihalcea, 2007), the Chinese Valence Arousal Texts (CVAT; Yu et al., 2015), as well as the binary classification version of the Stanford Sentiment Treebank (SST; Socher et al., 2013); see details in Tab. 2. We created label mapping datasets based on word datasets using the method outlined in Footnote 3. We combined en1 and en2 into en1 \mapsto 2 and en2 \mapsto 1, distinguishing both mapping directions. Alternative versions of these datasets, denoted en'1 \mapsto 2 and en'2 \mapsto 1, were constructed by dropping the Dominance variable from en1 which allowed us to train modules for the VA format.⁵ Mapping datasets are used primarily for decoder pre-training—we evaluate label mapping performance mainly as a sanity check—whereas word- and text-level evaluations are considered our main experiments (see §5). We used fixed train-dev-test splits with ratios ranging between 8-1-1 and 3-1-1; smaller datasets received larger dev and test shares.

We note that the requirements the training strategies M1t, SnZ, and AuZ have regarding the training data are not fully met by our text datasets.⁶ Nevertheless, there is, to the best of our knowledge, no better suited text data for evaluating our strategies. Rather, we have to rely more strongly on the word datasets that are much more similar in design

⁵VA and VAD formats use distinct encoders but share decoder parameters.

⁶There is a partial domain mismatch between EmoB and AffT (AffT being a subset of EmoB) and previous work suggests that the basic emotion labels of AffT were used differently than those in the word datasets en2, es2, de2, pl2, and tr2 by annotators (Buechel and Hahn, 2017a). This casts doubts whether the pre-trained BE5 decoder is really suitable for the AffT dataset. This relates to the problem outlined in Footnote 2.

across languages (see §2).

VAD and BE5 ratings span different value ranges across datasets. We used min-max scaling to normalize scores for VAD to $[-1, 1]$ and for BE5 to $[0, 1]$, reflecting their respective bipolar (VAD) or unipolar (BE5) nature.

Models. Our evaluation is based on comparing state-of-the-art models used in a stand-alone fashion as in the standard approach vs. as encoder modules within EMOCODER (see Fig. 1). For label mapping, we chose the Feed-Forward Network by Buechel and Hahn (2018a). Word emotion prediction will be done with the MTLFFN model by Buechel and Hahn (2018b) using FASTTEXT embeddings by Grave et al. (2018) as input. Text emotion prediction employs a BERT_{base} transformer model (Devlin et al., 2019) using the implementation and pre-trained weights by Wolf et al. (2020). Hyperparameters of the baseline models were either adopted from there (mapping and word-level) or tuned manually on the respective dev sets (text-level). Encoder modules use the same settings as their baseline, except that the output layer was adapted to the dimensionality of the emotion space \mathcal{E} (see §3.2) which we chose to be 100 based on development experiments. We optimized for Mean-Squared-Error loss on all datasets except for the SST corpus where we used binary cross-entropy loss instead, in line with the respective label formats.

Experimental Conditions. Our experiments fall into two stages. The first stage entails decoder pre-training and label mapping evaluation. The mapping baseline model (**Bs1**) is compared against EMOCODER using label *encoders* and *decoders* after pre-training (**PrT**). Word- and text-level experiments follow in the second stage comparing the encoder training strategies from §3.4. Sng, Aug, and Mlt compete with the respective baseline model (**Bs1**) whereas for the zeroshot strategies Snz and AuZ, we introduce a new **Zeroshot Baseline (BsZ)**. There, we take the Bs1 model from one dataset and map its prediction to the label format of another datasets using the label mapping Bs1 model from stage one.

5 Results

As discussed above, the goal of EMOCODER is to increase model reusability across different label formats and to cast emotion analysis into a uni-

	en1 \mapsto 2	en2 \mapsto 1	en'1 \mapsto 2	en'2 \mapsto 1	Mean
Bs1	0.886	0.873	0.885	0.879	0.880
PrT	0.886	0.871	0.876	0.878	0.878

Table 3: Results of proposed pretraining strategy (PrT) vs. label mapping baseline (Bs1).

fied, interpretable framework. Thus, rather than attempting to push state-of-the-art results beyond their current limits, we will consider an experiment successful, if the performance of the standard approach is maintained. Since VA(D) and BE5 formats employ numerical scores, performance will be measured in Pearson Correlation r most of time, except for the Pol labels of SST where we will measure Accuracy (acc).

Label Mapping. Tab. 3 displays the outcome of this experiment. Pearson’s r is computed individually for each variable and then averaged per dataset. Whereas in the Bs1 condition, one distinct model is trained per dataset, in the PrT condition label encoders and decoders are shared across all datasets.

As can be seen, there is little to no difference between the two conditions, indicating that the Bs1 mapping model retains high performance when used as part of our framework. In contrast to the opaque parameters of the Bs1 models, PrT has learned an emotion space reuseable for word- and text-level prediction (see below) which is also open to inspection (see §6).

en1	0.82	0.82	0.82	0.82	0.80	0.73	0.81	0.90
en2	0.90	0.90	0.90	0.90	0.83	0.81	0.84	0.85
es1	0.82	0.82	0.82	0.83	0.72	0.72	0.72	0.80
es2	0.79	0.78	0.78	0.82	0.78	0.75	0.79	0.75
de1	0.82	0.82	0.82	0.84	0.68	0.72	0.68	0.70
de2	0.75	0.76	0.75	0.75	0.64	0.63	0.64	0.65
pl1	0.79	0.79	0.80	0.84	0.81	0.69	0.81	0.60
pl2	0.81	0.81	0.80	0.84	0.79	0.80	0.81	0.65
tr1	0.57	0.58	0.56	0.58	0.54	0.53	0.56	0.60
tr2	0.61	0.62	0.61	0.61	0.55	0.55	0.55	0.60
MEAN	0.77	0.77	0.77	0.78	0.71	0.69	0.72	0.55
	Bs1	Sng	Aug	Mlt	BsZ	Snz	AuZ	

Figure 3: Results of word datasets (Pearson’s r).

Word-Level. The results of the word-level experiments are presented in Fig. 3. Again, *Bs1* represents a single stand-alone model per dataset, whereas the other conditions represent encoder modules within EMOCODER. The strategies *Sng* and *Aug* train one encoder per dataset. For *Mt1*, *SnZ*, and *AuZ*, word datasets were paired according to language. For *Mt1*, one encoder was trained, say, on *en1* and *en2* simultaneously and then evaluated on both test sets. For the zeroshot strategies, an encoder was first trained on one and then tested on the other dataset of a pair. For example, the *en2* / *AuZ* cell indicates the performance an encoder trained with *Aug* on *en1* reached on *en2*.

As can be seen, on average over all datasets the results remain astonishingly stable across all conditions. Performance remains virtually unchanged between *Bs1* and *Sng* which indicates that state-of-the-art models are seamlessly absorbed with the EMOCODER framework. It also implies that decoder modules can be shared across different domains. *Mt1* slightly improves over *Bs1* ($p=.008$; two-sided Wilcoxon signed-rank test based on per-dataset results), suggesting that, conversely, sharing encoders across label formats may even boost performance by enlarging the volume of potential training data. *Aug* is on par with *Sng* but proves helpful in the zeroshot setting (see below). Observe that in the *Bs1* condition, a total of ten models are trained. In contrast, *Mt1* covers the same datasets with five encoders plus two decoders (see Footnote 5), thus illustrating better complexity regarding the number of necessary models (see §3.2).

It does not come as a surprise that performance is worse in the zeroshot conditions *BsZ*, *SnZ*, and *AuZ*. The zeroshot baseline *BsZ* proves quite strong (only 6%-points loss compared to *Bs1*) outperforming *SnZ*. However, here the difference in model complexity is even greater: *BsZ* requires four additional mapping models whereas EMOCODER is by design always ready for zeroshot inference. Applying our data augmentation strat-

egy *AuZ* boosts zeroshot performance as expected (see §3.4) and actually improves over the strong *BsZ* baseline ($p=.003$).

Text-Level. The results of our last series of experiments are presented in Fig. 4. *EmoB* and *AffT* can be paired as the word datasets above for *Mt1*, *BsZ*, *SnZ*, and *AuZ* strategies. In contrast, the Chinese CVAT corpus lacks a BE5-annotated counterpart. Hence, no test results are available for these conditions. Deviating slightly from the above scheme, we also wanted to test whether EMOCODER fitted for fine-grained emotion analysis is also capable of regular polarity prediction. To this end, we took the models trained on *EmoB* in the *Sng* and *Aug* conditions and tested them on SST (results in *SnZ* and *AuZ* columns). For comparison, we took the *Bs1* model from *EmoB* (*BsZ* column), as well as two models trained directly on SST, one in the standard approach (*Bs1*) and one as EMOCODER encoder (*Sng*). Polarity predictions were derived from EMOCODER by applying sigmoid activation to the *Valence* output of the VAD decoder.

As can be seen, the overall results align well with those from the word datasets. That is, *Sng* and *Aug* are about equal to *Bs1* in performance; and so are *BsZ* and *AuZ*. Different from the word results, *Mt1* stays slightly behind expectations on the *EmoB*/*AffT* dataset pair. However, we believe this can attributed to the mismatch in domain and label format (see Footnote 6). The same reasoning holds for the relatively poor performance of the zeroshot conditions (*BsZ*, *SnZ*, *AuZ*) relative to their in-domain counterparts (*Bs1*, *Sng*, *Aug*) on these datasets. High performance retention of *EmoB* models tested on SST (*BsZ*, *SnZ*, *AuZ*) also supports this view.

6 Inspection of Learned Emotion Space

Recall that each emotion variable is associated with exactly one column vector of its respective decoder weight matrix, and that this column vector can be located within the emotion space \mathcal{E} (see §3.3). In order to gain insights into the structure of this space, we combined the decoder weights for VA(D) and BE5 into a single matrix and submitted it to principle component analysis (PCA). The resulting position of the emotion variables in terms of the first two principle components is depicted in Fig. 5. As can be seen, the first PC separates between *Fear*, *Sadness*, *Anger*, and *Disgust* on the left of the origin (“0”) and *Valence*, *Joy*, and *Dominance* on the

EmoB (r)	0.63	0.63	0.63	0.62	0.39	0.30	0.41
AffT (r)	0.75	0.75	0.75	0.75	0.58	0.46	0.58
CVAT (r)	0.74	0.75	0.75				
SST (acc)	0.91	0.92			0.83	0.83	0.83
	Bs1	Sng	Aug	Mt1	BsZ	SnZ	AuZ

Figure 4: Results on text datasets (with metric).

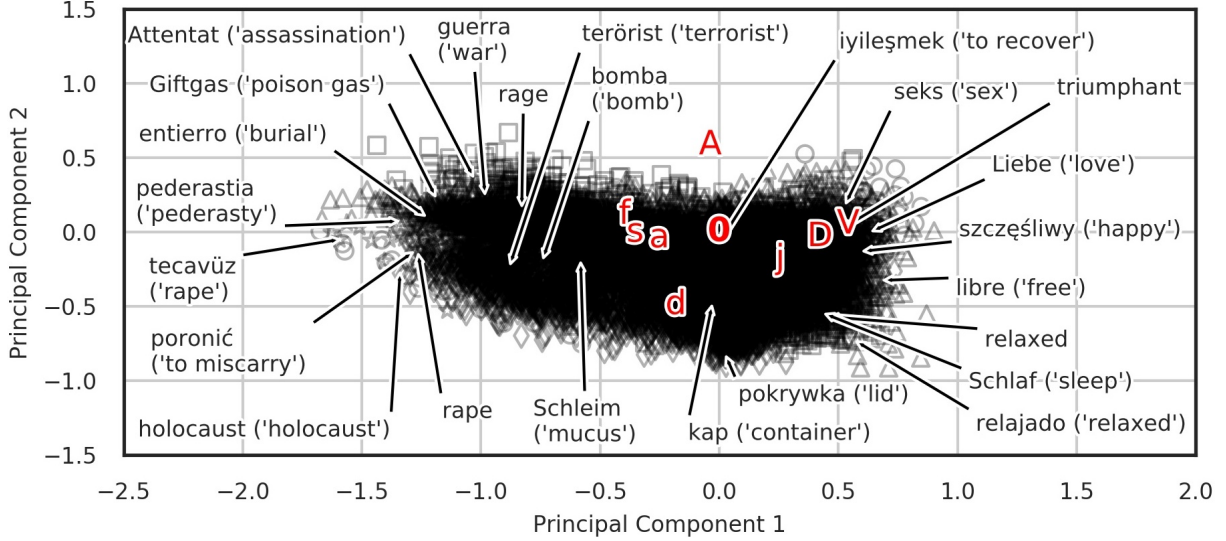


Figure 5: Position of entries from English (circles), Spanish (triangles), German (squares), Polish (diamonds) and Turkish (stars) word datasets in learned emotion space \mathcal{E} (first two PCA dimension); together with highest and lowest valence and arousal word and highest disgust word per language and position of emotion variables *Valence*, *Arousal*, *Dominance* (uppercase) and *Joy*, *Anger*, *Sadness*, *Fear*, and *Disgust* (lowercase); origin marked with “0”.

right. Thus, the first PC turns out to represent *Valence*, or polarity. Interestingly, the second PC seems to differentiate between *Arousal* and *Disgust*. In line with our findings, psychologists typically view *Valence* and *Arousal* as the two variables that explain most of the variance in self-reported emotion (Bakker et al., 2014). However, *Disgust* playing, to some degree, an antagonistic role to *Arousal* has, to the best of our knowledge, only been discussed in the much more narrow context of sexual arousal (de Jong et al., 2013). Our computational findings may thus open up new avenues for psychological follow-up studies.

We added the positions of all entries of all word datasets (Tab. 1) into the figure using the respective input word embeddings and Mt 1 encoders from §5 before applying the above PCA transformation. As can be seen, words from different datasets and even languages cluster together in our emotion space so that no single language stands out. We emphasize that monolingual, rather than multilingual, word embeddings were used, hence, the observed alignment of words in PCA space may safely be attributed to EMOCODER’s training procedure.

In order to better understand the meaning of the first two PCs, we selected the highest and lowest rated words for *Valence* and *Arousal* and highest rated word for *Disgust* for each language. We locate these words in PCA space and give translations for non-English entries. As can be seen, their position shows high face validity relative to each

other, as well as the emotion variables supporting our claim that the learned emotion space is indeed language-independent. Nevertheless, the connection between *Arousal* and *Disgust* in the second PC remains somewhat opaque signaling space for future work.

7 Conclusions

We presented EMOCODER, a modular, multilingual encoder-decoder architecture which jointly tackles a wide range emotion analysis tasks (word- and text-level emotion prediction as well as label-to-label mapping). Using two newly proposed training algorithms, EMOCODER learns a powerful yet interpretable representation of human emotion, thus enabling a free combination of *encoder* modules, specific to individual domains, and *decoder* modules, specific to individual label formats. As such, our framework, substantially reduces the number of models necessary to cover all domain-format combinations and might thus solve the data sparsity problem of emotion analysis. Experiments spanning a total of 14 datasets suggest that our framework seamlessly absorbs existing state-of-the-art models, essentially granting additional inference capabilities for free.

Future work will increase the coverage of EMOCODER by including more label formats, e.g., by elaborating how the set of decoder modules can be extended after initial pre-training, as well as incorporating other problem classes, such as se-

quence labeling or structured prediction, e.g., in the form of emotional dialogues or emotion-cause extraction, respectively (Poria et al., 2019; Kim and Klinger, 2018; Xia and Ding, 2019).

References

- Mohamed Abdalla and Graeme Hirst. 2017. [Cross-lingual sentiment analysis without \(good\) translation](#). In *IJCNLP 2017 — Proceedings of the 8th International Joint Conference on Natural Language Processing*, volume 1: Long Papers, pages 506–515, Taipei, Taiwan, November 27 – December 1, 2017.
- Muhammad Abdul-Mageed and Lyle H. Ungar. 2017. [EmoNet: Fine-grained emotion detection with gated recurrent neural networks](#). In *ACL 2017 — Proceedings of the 55th Annual Meeting of the Association for Computational Linguistics*, volume 1: Long Papers, pages 718–728, Vancouver, British Columbia, Canada, July 30 – August 4, 2017.
- Cecilia Ovesdotter Alm, Dan Roth, and Richard Sproat. 2005. [Emotions from text: Machine learning for text-based emotion prediction](#). In *HLT-EMNLP 2005 — Proceedings of the Human Language Technology Conference & 2005 Conference on Empirical Methods in Natural Language Processing*, pages 579–586, Vancouver, British Columbia, Canada, October 6–8, 2005.
- Saima Aman and Stan Szpakowicz. 2007. [Identifying expressions of emotion in text](#). In *TSD 2007 — Proceedings of the 10th International Conference on Text, Speech and Dialogue*, pages 196–205, Pilsen, Czech Republic, September 3–7 2007.
- Silvio Amir, Ramón F. Astudillo, Wang Ling, Bruno Martins, Mário J. Silva, and Isabel Trancoso. 2015. [INESC-ID: A regression model for large scale Twitter sentiment lexicon induction](#). In *SemEval 2015 — Proceedings of the 9th International Workshop on Semantic Evaluation @ NAACL-HLT 2015*, pages 613–618, Denver, Colorado, USA, June 4–5, 2015.
- Iris Bakker, Theo van der Voordt, Peter Vink, and Jan de Boon. 2014. [Pleasure, Arousal, Dominance: Mehrabian and Russell revisited](#). *Current Psychology*, 33(3):405–421.
- A. Balahur, J. M. Hermida, and A. Montoyo. 2012. [Building and exploiting EMOTINET, a knowledge base for emotion detection based on the appraisal theory model](#). *IEEE Transactions on Affective Computing*, 3(1):88–101.
- Jeremy Barnes, Roman Klinger, and Sabine Schulte im Walde. 2018. [Bilingual sentiment embeddings: Joint projection of sentiment across languages](#). In *ACL 2018 — Proceedings of the 56th Annual Meeting of the Association for Computational Linguistics*, volume 1: Long Papers, pages 2483–2493, Melbourne, Victoria, Australia, July 15–20, 2018.
- Johan Bollen, Huina Mao, and Xiaojun Zeng. 2011. [Twitter mood predicts the stock market](#). *Journal of Computational Science*, 2(1):1–8.
- Laura Ana Maria Bostan, Evgeny Kim, and Roman Klinger. 2020. [GoodNewsEveryone: A corpus of news headlines annotated with emotions, semantic roles, and reader perception](#). In *LREC 2020 — Proceedings of the 12th Language Resources and Evaluation Conference*, pages 1554–1566. Virtual event.
- Laura-Ana-Maria Bostan and Roman Klinger. 2018. [An analysis of annotated corpora for emotion classification in text](#). In *COLING 2018 — Proceedings of the 27th International Conference on Computational Linguistics*, pages 2104–2119, Santa Fe, New Mexico, USA, August 20–26, 2018.
- Margaret M. Bradley and Peter J. Lang. 1999. [Affective norms for English words \(ANEW\): Stimuli, instruction manual and affective ratings](#). Technical Report C-1, The Center for Research in Psychophysiology, University of Florida, Gainesville, Florida, USA.
- Benny B. Briesemeister, Lars Kuchinke, and Arthur M. Jacobs. 2011. [Discrete Emotion Norms for Nouns: Berlin Affective Word List \(DENN-BAWL\)](#). *Behavior Research Methods*, 43(2):#441.
- Sven Buechel and Udo Hahn. 2017a. [A flexible mapping scheme for discrete and dimensional emotion representations: Evidence from textual stimuli](#). In *CogSci 2017 — Proceedings of the 39th Annual Meeting of the Cognitive Science Society*, pages 180–185, London, UK, July 26–29, 2017.

- Sven Buechel and Udo Hahn. 2017b. [EMOBANK: Studying the impact of annotation perspective and representation format on dimensional emotion analysis](#). In *EACL 2017 — Proceedings of the 15th Conference of the European Chapter of the Association for Computational Linguistics*, volume 2: Short Papers, pages 578–585, Valencia, Spain, April 3–7, 2017.
- Sven Buechel and Udo Hahn. 2018a. [Emotion representation mapping for automatic lexicon construction \(mostly\) performs on human level](#). In *COLING 2018 — Proceedings of the 27th International Conference on Computational Linguistics*, pages 2892–2904, Santa Fe, New Mexico, USA, August 20–26, 2018.
- Sven Buechel and Udo Hahn. 2018b. [Word emotion induction for multiple languages as a deep multi-task learning problem](#). In *NAACL-HLT 2018 — Proceedings of the 2018 Conference of the North American Chapter of the Association for Computational Linguistics: Human Language Technologies*, volume 1: Long Papers, pages 1907–1918, New Orleans, Louisiana, USA, June 1–6, 2018.
- Rafael A. Calvo and Sunghwan Mac Kim. 2013. [Emotions in text: Dimensional and categorical models](#). *Computational Intelligence*, 29(3):527–543.
- Luna De Bruyne, Pepa Atanasova, and Isabelle Augenstein. 2019. [Joint emotion label space modelling for affect lexica](#). *arXiv:1911.08782 [cs]*.
- Luna De Bruyne, Orphee De Clercq, and Veronique Hoste. 2020. [An emotional mess! Deciding on a framework for building a Dutch emotion-annotated corpus](#). In *LREC 2020 — Proceedings of the 12th Language Resources and Evaluation Conference*, pages 1643–1651. Virtual event.
- Jean-Benoit Delbrouck, Noé Tits, Mathilde Brous-miche, and Stephane Dupont. 2020. [A transformer-based joint-encoding for emotion recognition and sentiment analysis](#). In *Challenge-HML 2020 — Proceedings of the 2nd Grand Challenge and Workshop on Multimodal Language @ ACL 2020*, pages 1–7, Virtual event, July 10, 2020.
- Dorottya Demszky, Dana Movshovitz-Attias, Jeongwoo Ko, Alan Cowen, Gaurav Nemade, and Sujith Ravi. 2020. [GoEmotions: A dataset of fine-grained emotions](#). In *ACL 2020 — Proceedings of the 58th Annual Meeting of the Association for Computational Linguistics*, pages 4040–4054, Virtual event, July 5–10, 2020.
- Bart Desmet and Véronique Hoste. 2013. [Emotion detection in suicide notes](#). *Expert Systems with Applications*, 40(16):6351–6358.
- Jacob Devlin, Ming-Wei Chang, Kenton Lee, and Kristina Toutanova. 2019. [BERT: Pre-training of deep bidirectional transformers for language understanding](#). In *NAACL-HLT 2019 — Proceedings of the 2019 Conference of the North American Chapter of the Association for Computational Linguistics: Human Language Technologies*, volume 1: Long and Short Papers, pages 4171–4186, Minneapolis, MN, USA, June 2–7, 2019.
- Paul Ekman. 1992. [An argument for basic emotions](#). *Cognition and Emotion*, 6(3-4):169–200.
- Bjarke Felbo, Alan Mislove, Anders Søgaard, Iyad Rahwan, and Sune Lehmann. 2017. [Using millions of emoji occurrences to learn any-domain representations for detecting sentiment, emotion and sarcasm](#). In *EMNLP 2017 — Proceedings of the 2017 Conference on Empirical Methods in Natural Language Processing*, pages 1615–1625, Copenhagen, Denmark, September 7–11, 2017.
- Dehong Gao, Furu Wei, Wenjie Li, Xiaohua Liu, and Ming Zhou. 2015. [Cross-lingual sentiment lexicon learning with bilingual word graph label propagation](#). *Computational Linguistics*, 41(1):21–40.
- Edouard Grave, Piotr Bojanowski, Prakhar Gupta, Armand Joulin, and Tomas Mikolov. 2018. [Learning word vectors for 157 languages](#). In *LREC 2018 — Proceedings of the 11th International Conference on Language Resources and Evaluation*, pages 3483–3487, Miyazaki, Japan, May 7–12, 2018.
- Vasileios Hatzivassiloglou and Kathleen R. McKeown. 1997. [Predicting the semantic orientation of adjectives](#). In *ACL-EACL 1997 — Proceedings of the 35th Annual Meeting of the Association for Computational Linguistics & 8th Conference of the European Chapter of the Association*

- for *Computational Linguistics*, pages 174–181, Madrid, Spain, July 7–12, 1997.
- Jan Hofmann, Enrica Troiano, Kai Sassenberg, and Roman Klinger. 2020. [Appraisal Theories for Emotion Classification in Text](#). *arXiv:2003.14155 [cs]*.
- Peter J. de Jong, Mark van Overveld, and Charmaine Borg. 2013. [Giving in to arousal or staying stuck in disgust? Disgust-based mechanisms in sex and sexual dysfunction](#). *The Journal of Sex Research*, 50(3-4):247–262.
- Aycan Kapucu, Aslı Kılıç, Yıldız Özkılıç, and Bengisu Sarıbaz. 2018. [Turkish emotional word norms for arousal, valence, and discrete emotion categories](#). *Psychological Reports*, pages 1–22. [Available online Dec 4, 2018].
- Evgeny Kim and Roman Klinger. 2018. [Who feels what and why? Annotation of a literature corpus with semantic roles of emotions](#). In *COLING 2018 — Proceedings of the 27th International Conference on Computational Linguistics*, pages 1345–1359, Santa Fe, New Mexico, USA, August 20–26, 2018.
- Yoon Kim. 2014. [Convolutional neural networks for sentence classification](#). In *EMNLP 2014 — Proceedings of the 2014 Conference on Empirical Methods in Natural Language Processing*, pages 1746–1751, Doha, Qatar, October 25–29, 2014.
- Minglei Li, Qin Lu, Yunfei Long, and Lin Gui. 2017. [Inferring affective meanings of words from word embedding](#). *IEEE Transactions on Affective Computing*, 8(4):443–456.
- Shoushan Li, Jian Xu, Dong Zhang, and Guodong Zhou. 2016. [Two-view label propagation to semi-supervised reader emotion classification](#). In *COLING 2016 — Proceedings of the 26th International Conference on Computational Linguistics*, volume Technical Papers, pages 2647–2655, Osaka, Japan, December 11–16, 2016.
- Jasy Suet Yan Liew, Howard R. Turtle, and Elizabeth D. Liddy. 2016. [EmoTweet-28: A fine-grained emotion corpus for sentiment analysis](#). In *LREC 2016 — Proceedings of the 10th International Conference on Language Resources and Evaluation*, pages 1149–1156, Portorož, Slovenia, May 23–28, 2016.
- Tomas Mikolov, Ilya Sutskever, Kai Chen, Gregory S. Corrado, and Jeffrey Dean. 2013. [Distributed representations of words and phrases and their compositionality](#). In *NIPS 2013 — Proceedings of the 26th Annual Conference on Neural Information Processing Systems*, pages 3111–3119, Lake Tahoe, Nevada, USA, December 5–10, 2013.
- Saif Mohammad. 2018. [Obtaining reliable human ratings of valence, arousal, and dominance for 20,000 English words](#). In *ACL 2018 — Proceedings of the 56th Annual Meeting of the Association for Computational Linguistics*, volume 1: Long Papers, pages 174–184, Melbourne, Victoria, Australia, July 15–20, 2018.
- Saif Mohammad, Svetlana Kiritchenko, and Xiaodan Zhu. 2013. [NRC-Canada: Building the state-of-the-art in sentiment analysis of tweets](#). In *SemEval 2013 — Proceedings of the 7th International Workshop on Semantic Evaluation @ NAACL-HLT 2013*, pages 321–327, Atlanta, Georgia, USA, June 14–15, 2013,.
- Saif M. Mohammad and Peter D. Turney. 2013. [Crowdsourcing a word-emotion association lexicon](#). *Computational Intelligence*, 29(3):436–465.
- Matthew Peters, Mark Neumann, Mohit Iyyer, Matt Gardner, Christopher Clark, Kenton Lee, and Luke Zettlemoyer. 2018. [Deep contextualized word representations](#). In *NAACL-HLT 2018 — Proceedings of the 2018 Conference of the North American Chapter of the Association for Computational Linguistics: Human Language Technologies*, volume 1, Long Papers, pages 2227–2237, New Orleans, Louisiana, USA, June 1–6, 2018.
- Robert Plutchik. 2001. [The Nature of Emotions. Human emotions have deep evolutionary roots, a fact that may explain their complexity and provide tools for clinical practice](#). *American Scientist*, 89(4):344–350.
- Soujanya Poria, Devamanyu Hazarika, Navonil Majumder, Gautam Naik, Erik Cambria, and Rada Mihalcea. 2019. [MELD: A multimodal multi-party dataset for emotion recognition in conversations](#). In *ACL 2019 — Proceedings of the 57th Annual Meeting of the Association for Compu-*

- tational Linguistics*, pages 527–536, Florence, Italy, July 28 – August 2, 2019.
- Ashequl Qadir and Ellen Riloff. 2014. [Learning emotion indicators from tweets: Hashtags, hashtag patterns, and phrases](#). In *EMNLP 2014 — Proceedings of the 2014 Conference on Empirical Methods in Natural Language Processing*, pages 1203–1209, Doha, Qatar, October 25–29, 2014.
- Alec Radford, Jeff Wu, Rewon Child, David Luan, Dario Amodei, and Ilya Sutskever. 2019. [Language models are unsupervised multitask learners](#). Technical report.
- Monika Riegel, Małgorzata Wierzbą, Marek Wypych, Łukasz Żurawski, Katarzyna Jednoróg, Anna Grabowska, and Artur Marchewka. 2015. [Nencki Affective Word List \(NAWL\): The cultural adaptation of the Berlin Affective Word List–Reloaded \(BAWL–R\) for Polish](#). *Behavior Research Methods*, 47(4):1222–1236.
- Sascha Rothe, Sebastian Ebert, and Hinrich Schütze. 2016. [Ultradense word embeddings by orthogonal transformation](#). In *NAACL 2016 — Proceedings of the 2016 Conference of the North American Chapter of the Association for Computational Linguistics: Human Language Technologies*, pages 767–777, San Diego, California, USA, June 12–17, 2016.
- James A. Russell and Albert Mehrabian. 1977. [Evidence for a three-factor theory of emotions](#). *Journal of Research in Personality*, 11(3):273–294.
- Klaus R. Scherer. 2000. Psychological models of emotion. In Joan C. Borod, editor, *The Neuropsychology of Emotion*, pages 137–162. Oxford University Press, Oxford.
- João Sedoc, Daniel Preoțiuc-Pietro, and Lyle H. Ungar. 2017. [Predicting emotional word ratings using distributional representations and signed clustering](#). In *EACL 2017 — Proceedings of the 15th Conference of the European Chapter of the Association for Computational Linguistics*, volume 2: Short Papers, pages 564–571, Valencia, Spain, April 3–7, 2017.
- Connor Shorten and Taghi M Khoshgoufar. 2019. [A survey on image data augmentation for deep learning](#). *Journal of Big Data*, 6:60.
- Richard Socher, Alex Perelygin, Jean Y. Wu, Jason Chuang, Christopher D. Manning, Andrew Y. Ng, and Christopher Potts. 2013. [Recursive deep models for semantic compositionality over a sentiment treebank](#). In *EMNLP 2013 — Proceedings of the 2013 Conference on Empirical Methods in Natural Language Processing*, pages 1631–1642, Seattle, Washington, USA, October 18–21, 2013.
- Hans Stadthagen-González, Pilar Ferré, Miguel A. Pérez-Sánchez, Constance Imbault, and José Antonio Hinojosa. 2018. [Norms for 10,491 Spanish words for five discrete emotions: Happiness, disgust, anger, fear, and sadness](#). *Behavior Research Methods*, 50(5):1943–1952.
- Hans Stadthagen-González, Constance Imbault, Miguel A. Pérez-Sánchez, and Marc Brysbaert. 2017. [Norms of valence and arousal for 14,031 Spanish words](#). *Behavior Research Methods*, 49(1):111–123.
- Jacopo Staiano and Marco Guerini. 2014. [DEPECHE MOOD: A lexicon for emotion analysis from crowd annotated news](#). In *ACL 2014 — Proceedings of the 52nd Annual Meeting of the Association for Computational Linguistics*, volume 2: Short Papers, pages 427–433, Baltimore, Maryland, USA, June 22–27, 2014.
- Ryan A. Stevenson, Joseph A. Mikels, and Thomas W. James. 2007. [Characterization of the Affective Norms for English Words by discrete emotional categories](#). *Behavior Research Methods*, 39(4):1020–1024.
- Carlo Strapparava and Rada Mihalcea. 2007. [SemEval 2007 Task 14: Affective text](#). In *SemEval 2007 — Proceedings of the 4th International Workshop on Semantic Evaluations @ ACL 2007*, pages 70–74, Prague, Czech Republic, June 23–24, 2007.
- Maite Taboada, Julian Brooke, Milan Tofiloski, Kimberly Voll, and Manfred Stede. 2011. [Lexicon-based methods for sentiment analysis](#). *Computational Linguistics*, 37(2):267–307.
- Shabnam Tafreshi and Mona Diab. 2018. [Emotion detection and classification in a multigenre corpus with joint multi-task deep learning](#). In *COLING 2018 — Proceedings of the 27th International Conference on Computational Linguistics*,

- volume 1, Technical Papers, pages 2905–2913, Santa Fe, New Mexico, USA, August 20–26, 2018.
- Enrica Troiano, Sebastian Padó, and Roman Klinger. 2019. [Crowdsourcing and validating event-focused emotion corpora for German and English](#). In *ACL 2019 — Proceedings of the 57th Annual Meeting of the Association for Computational Linguistics*, pages 4005–4011, Florence, Italy, July 28 – August 2, 2019.
- Peter D. Turney and Michael L. Littman. 2003. [Measuring praise and criticism: Inference of semantic orientation from association](#). *ACM Transactions on Information Systems*, 21(4):315–346.
- Melissa L.-H. Võ, Markus Conrad, Lars Kuchinke, Karolina Urton, Markus J. Hofmann, and Arthur M. Jacobs. 2009. [The Berlin Affective Word List Reloaded \(BAWL-R\)](#). *Behavior Research Methods*, 41(2):534–538.
- Amy Beth Warriner, Victor Kuperman, and Marc Brysbært. 2013. [Norms of valence, arousal, and dominance for 13,915 English lemmas](#). *Behavior Research Methods*, 45(4):1191–1207.
- Małgorzata Wierzbna, Monika Riegel, Marek Wypych, Katarzyna Jednoróg, Paweł Turnau, Anna Grabowska, and Artur Marchewka. 2015. [Basic emotions in the Nencki Affective Word List \(NAWL BE\): New method of classifying emotional stimuli](#). *PLoS ONE*, 10(7):#e0132305.
- Thomas Wolf, Lysandre Debut, Victor Sanh, Julien Chaumond, Clement Delangue, Anthony Moi, Pierric Cistac, Tim Rault, Rémi Louf, Morgan Funtowicz, Joe Davison, Sam Shleifer, Patrick von Platen, Clara Ma, Yacine Jernite, Julien Plu, Canwen Xu, Teven Le Scao, Sylvain Gugger, Mariama Drame, Quentin Lhoest, and Alexander M. Rush. 2020. [Huggingface’s transformers: State-of-the-art natural language processing](#). *arXiv:1910.03771 [cs]*.
- Rui Xia and Zixiang Ding. 2019. [Emotion-cause pair extraction: A new task to emotion analysis in texts](#). In *ACL 2019 — Proceedings of the 57th Annual Meeting of the Association for Computational Linguistics*, pages 1003–1012, Florence, Italy, July 28 – August 2, 2019.
- Liang-Chih Yu, Lung-Hao Lee, Shuai Hao, Jin Wang, Yunchao He, Jun Hu, K. Robert Lai, and Xuejie Zhang. 2016. [Building Chinese affective resources in valence-arousal dimensions](#). In *NAACL-HLT 2016 — Proceedings of the 2016 Conference of the North American Chapter of the Association for Computational Linguistics: Human Language Technologies*, pages 540–545, San Diego, California, USA, June 12–17, 2016.
- Liang-Chih Yu, Jin Wang, K. Robert Lai, and Xuejie Zhang. 2015. [Predicting valence-arousal ratings of words using a weighted graph method](#). In *ACL-IJCNLP 2015 — Proceedings of the 53rd Annual Meeting of the Association for Computational Linguistics & 7th International Joint Conference on Natural Language Processing of the Asian Federation of Natural Language Processing*, volume 2: Short Papers, pages 788–793, Beijing, China, July 26–31, 2015.
- Peixiang Zhong, Di Wang, and Chunyan Miao. 2019. [Knowledge-enriched transformer for emotion detection in textual conversations](#). In *EMNLP-IJCNLP 2019 — Proceedings of the 2019 Conference on Empirical Methods in Natural Language Processing & 9th International Joint Conference on Natural Language Processing*, pages 165–176, Hong Kong, China, November 3–7, 2019.